



Race Results

NZ Metropolitan Trotting Club Inc, HRNZ, September 30, 2022

Compilation date: September 30, 2022, 5:18:21 PM (NZDT)

Copyright © 2022 HRNZ and NZMTC. All rights reserved.

Trademarks.

StrideMASTER is a registered trademark of Thoroughbred Ratings Pty Ltd.

Disclaimer.

HRNZ and NZMTC and Thoroughbred Ratings Pty Ltd accepts no responsibility for the completeness or accuracy of any of the information contained herein, and makes no representations about its suitability for any particular purpose. Users should make their own judgements about those matters and/or seek independent advice. You assume all risks associated with use of the data provided on this page.



Race Results



September 30, 2022, Race 1, IRT. YOUR HORSE. OUR PASSION. TROT, Distance 2600m, Addington - Survey 3200m

Result	TAB no.	Horse (Barrier)	2600 to	2400m to
1st	12	Paramount Empr... (12)	2400m	2200m
		Position in running (margin)	-	9(11.5)
		Sectional time (s)	18.86	15.17
		Cumulative time (s)	201.98	183.12
		Speed (m/s)	10.60	13.18
		Stride length (m)	6.10	6.57
		Stride duration (s)	0.505	0.499
		Stride efficiency (%)	58.11	67.47
		Stride count	32.80	30.44

Disclaimer.

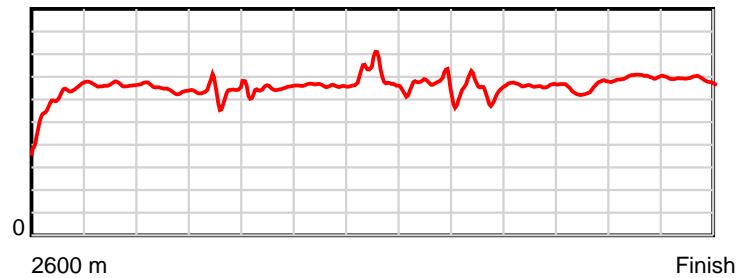
HRNZ and NZMTC and Thoroughbred Ratings Pty Ltd accepts no responsibility for the completeness or accuracy of any of the information contained herein, and makes no representations about its suitability for any particular purpose. Users should make their own judgements about those matters and/or seek independent advice. You assume all risks associated with use of the data provided on this page.

Race Results

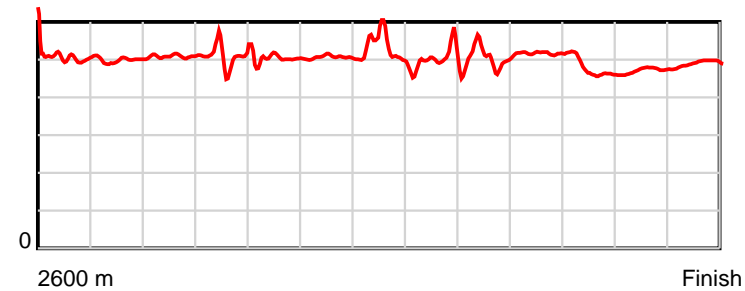
September 30, 2022, Race 1, IRT. YOUR HORSE. OUR PASSION. TROT, Distance 2600m, Addington - Survey 3200m

Result	TAB no.	Horse (Barrier)	2200m to	2000m to	1800m to	1600m to	1400m to	1200m to	1000m to	800m to	600m to	400m to	200m to	Total or	Margin
1st	12	Paramount Empr... (12)	2000m	1800m	1600m	1400m	1200m	1000m	800m	600m	400m	200m	WP	Average	
		Position in running (margin)	9(14.2)	8(15.1)	7(13.2)	7(10.8)	7(8.2)	7(7.2)	6(5.1)	3(5.1)	3(4.2)	2(1.2)	1(0.0)		0.00
		Sectional time (s)	15.86	16.07	16.00	15.55	14.95	15.32	15.84	15.66	14.84	13.72	14.14		
		Cumulative time (s)	167.95	152.09	136.02	120.02	104.47	89.52	74.20	58.36	42.70	27.86	14.14	3:21.98	
		Speed (m/s)	12.61	12.45	12.50	12.86	13.38	13.05	12.63	12.77	13.48	14.58	14.14	12.87	
		Stride length (m)	6.42	6.28	6.21	6.51	6.97	6.37	6.34	6.60	6.37	6.90	6.96	6.50	
		Stride duration (s)	0.509	0.505	0.497	0.506	0.521	0.488	0.502	0.516	0.473	0.473	0.492	0.505	
		Stride efficiency (%)	64.40	61.61	60.36	66.16	75.97	63.43	62.73	67.98	63.38	74.31	75.64	65.93	
		Stride count	31.15	31.85	32.18	30.74	28.68	31.39	31.57	30.32	31.40	29.00	28.75	400.27	

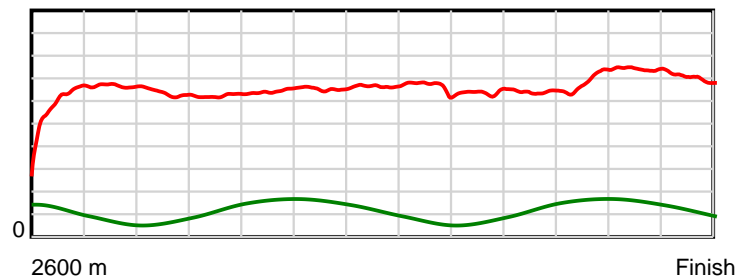
10 m Stride length



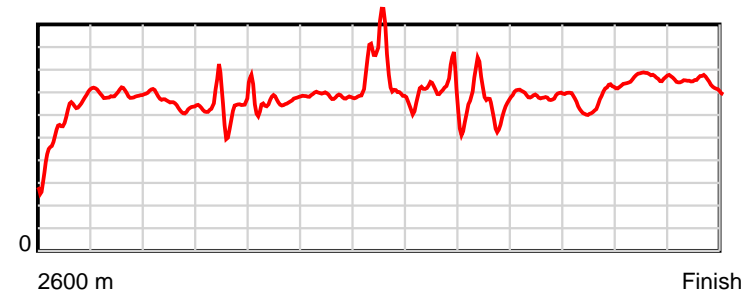
0.6 s Stride duration



20 m/sec Speed



100 % Stride efficiency



Note: Horizontal distance axis grid lines are 200m furlongs.

Disclaimer.

HRNZ and NZMTC and Thoroughbred Ratings Pty Ltd accepts no responsibility for the completeness or accuracy of any of the information contained herein, and makes no representations about its suitability for any particular purpose. Users should make their own judgements about those matters and/or seek independent advice. You assume all risks associated with use of the data provided on this page.



Race Results



September 30, 2022, Race 1, IRT. YOUR HORSE. OUR PASSION. TROT, Distance 2600m, Addington - Survey 3200m

Result	TAB no.	Horse (Barrier)	2600 to	2400m to
2nd	9	Izia (9)	2400m	2200m
		Position in running (margin)	-	3(0.6)
		Sectional time (s)	16.91	14.61
		Cumulative time (s)	202.47	185.56
		Speed (m/s)	11.83	13.69
		Stride length (m)	5.51	6.22
		Stride duration (s)	0.445	0.455
		Stride efficiency (%)	47.38	60.46
		Stride count	36.32	32.15

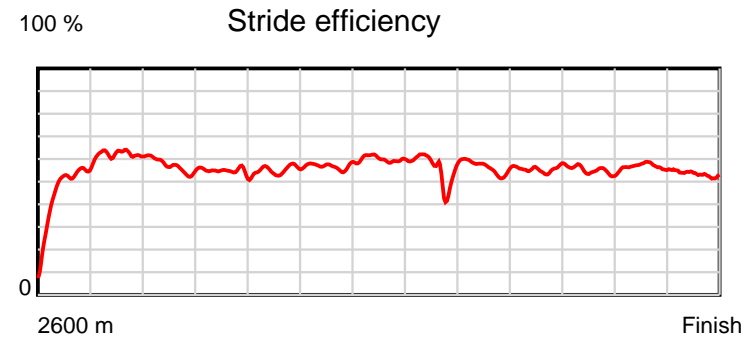
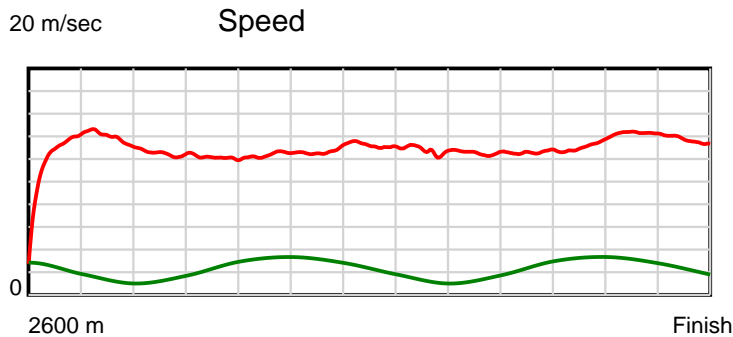
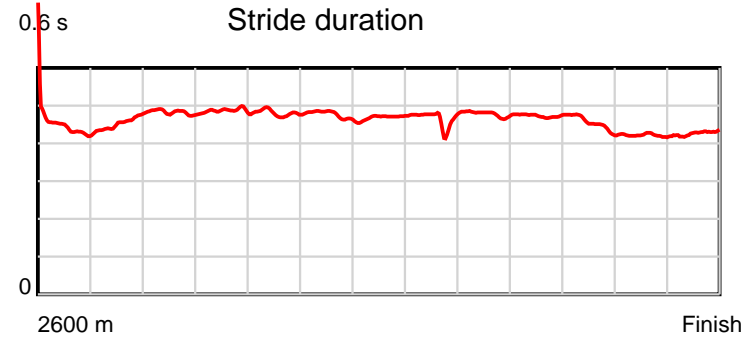
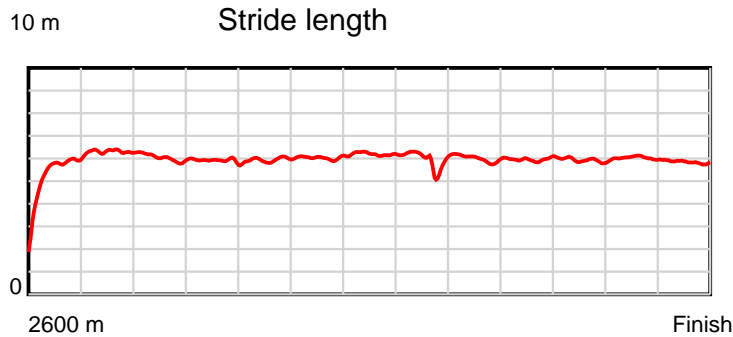
Disclaimer.

HRNZ and NZMTC and Thoroughbred Ratings Pty Ltd accepts no responsibility for the completeness or accuracy of any of the information contained herein, and makes no representations about its suitability for any particular purpose. Users should make their own judgements about those matters and/or seek independent advice. You assume all risks associated with use of the data provided on this page.

Race Results

September 30, 2022, Race 1, IRT. YOUR HORSE. OUR PASSION. TROT, Distance 2600m, Addington - Survey 3200m

Result	TAB no.	Horse (Barrier)	2200m to	2000m to	1800m to	1600m to	1400m to	1200m to	1000m to	800m to	600m to	400m to	200m to	Total or	Margin
2nd	9	Izia (9)	2000m	1800m	1600m	1400m	1200m	1000m	800m	600m	400m	200m	WP	Average	
		Position in running (margin)	1(0.0)	1(0.0)	1(0.0)	1(0.0)	1(0.0)	1(0.0)	1(0.0)	1(0.0)	1(0.0)	1(0.0)	2(1.4)		2.70
		Sectional time (s)	15.71	16.39	16.40	15.98	15.13	15.67	15.83	15.80	15.35	14.14	14.55		
		Cumulative time (s)	170.95	155.24	138.85	122.45	106.47	91.34	75.67	59.84	44.04	28.69	14.55	3:22.47	
		Speed (m/s)	12.73	12.20	12.20	12.52	13.22	12.76	12.63	12.66	13.03	14.14	13.75	12.84	
		Stride length (m)	6.14	5.94	5.86	5.96	6.20	5.92	6.03	5.99	5.88	5.96	5.88	5.96	
		Stride duration (s)	0.482	0.487	0.481	0.476	0.469	0.464	0.478	0.473	0.452	0.421	0.428	0.464	
		Stride efficiency (%)	58.91	55.08	53.71	55.47	60.07	54.85	56.90	56.07	54.08	55.43	54.07	55.43	
		Stride count	32.57	33.69	34.11	33.57	32.26	33.76	33.14	33.39	34.00	33.58	34.00	436.54	



Note: Horizontal distance axis grid lines are 200m furlongs.

Disclaimer.

HRNZ and NZMTC and Thoroughbred Ratings Pty Ltd accepts no responsibility for the completeness or accuracy of any of the information contained herein, and makes no representations about its suitability for any particular purpose. Users should make their own judgements about those matters and/or seek independent advice. You assume all risks associated with use of the data provided on this page.



Race Results



September 30, 2022, Race 1, IRT. YOUR HORSE. OUR PASSION. TROT, Distance 2600m, Addington - Survey 3200m

Result	TAB no.	Horse (Barrier)	2600 to	2400m to
3rd	1	Feel The Momen... (2)	2400m	2200m
		Position in running (margin)	-	10(12.7)
		Sectional time (s)	19.12	15.16
		Cumulative time (s)	202.84	183.72
		Speed (m/s)	10.46	13.19
		Stride length (m)	5.43	6.09
		Stride duration (s)	0.489	0.462
		Stride efficiency (%)	46.11	58.00
		Stride count	36.82	32.83

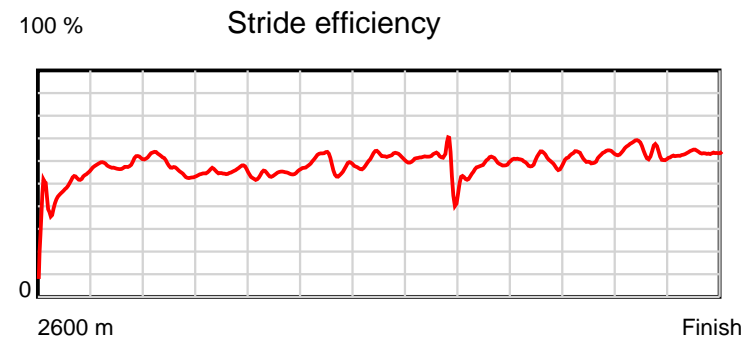
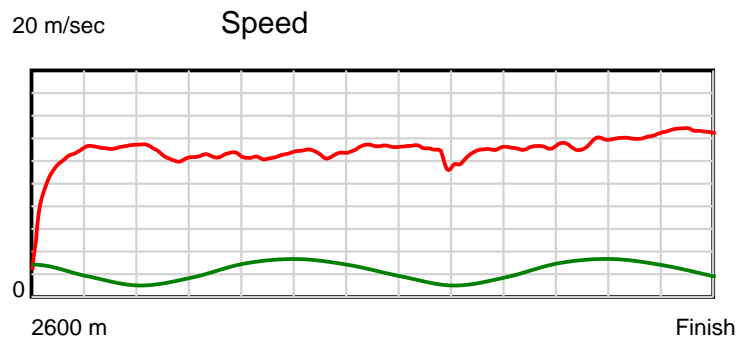
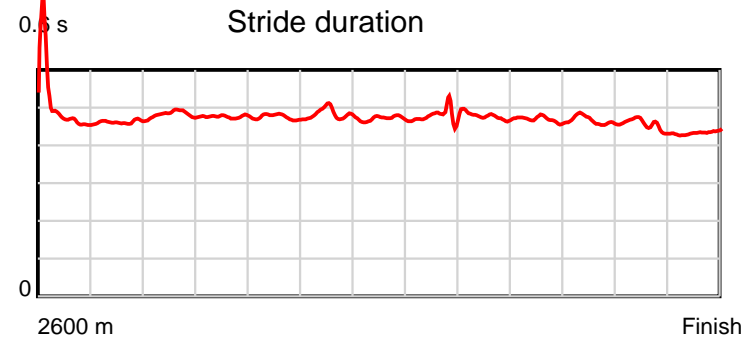
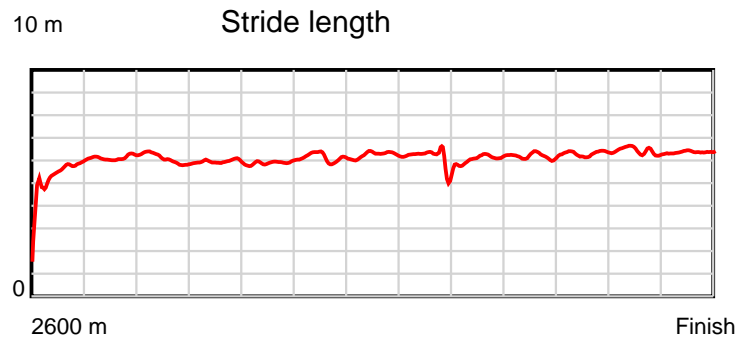
Disclaimer.

HRNZ and NZMTC and Thoroughbred Ratings Pty Ltd accepts no responsibility for the completeness or accuracy of any of the information contained herein, and makes no representations about its suitability for any particular purpose. Users should make their own judgements about those matters and/or seek independent advice. You assume all risks associated with use of the data provided on this page.

Race Results

September 30, 2022, Race 1, IRT. YOUR HORSE. OUR PASSION. TROT, Distance 2600m, Addington - Survey 3200m

Result	TAB no.	Horse (Barrier)	2200m to	2000m to	1800m to	1600m to	1400m to	1200m to	1000m to	800m to	600m to	400m to	200m to	Total or	Margin
3rd	1	Feel The Momen... (2)	2000m	1800m	1600m	1400m	1200m	1000m	800m	600m	400m	200m	WP	Average	
		Position in running (margin)	10(15.4)	9(17.6)	9(15.5)	11(14.3)	12(12.6)	12(12.1)	13(12.5)	10(15.2)	8(10.6)	7(7.1)	5(8.2)		4.70
		Sectional time (s)	16.09	16.04	16.19	15.70	15.05	15.73	16.28	15.05	14.76	14.10	13.57		
		Cumulative time (s)	168.56	152.47	136.43	120.24	104.54	89.49	73.76	57.48	42.43	27.67	13.57	3:22.84	
		Speed (m/s)	12.43	12.47	12.35	12.74	13.29	12.71	12.29	13.29	13.55	14.18	14.74	12.82	
		Stride length (m)	6.00	5.94	5.86	6.16	6.26	6.08	5.85	6.22	6.31	6.43	6.40	6.07	
		Stride duration (s)	0.483	0.476	0.475	0.484	0.471	0.478	0.476	0.468	0.466	0.453	0.434	0.473	
		Stride efficiency (%)	56.33	55.07	53.74	59.37	61.23	57.70	53.41	60.47	62.21	64.60	63.97	57.53	
		Stride count	33.31	33.69	34.10	32.45	31.95	32.91	34.21	32.15	31.70	31.11	31.26	428.49	



Note: Horizontal distance axis grid lines are 200m furlongs.

Disclaimer.

HRNZ and NZMTC and Thoroughbred Ratings Pty Ltd accepts no responsibility for the completeness or accuracy of any of the information contained herein, and makes no representations about its suitability for any particular purpose. Users should make their own judgements about those matters and/or seek independent advice. You assume all risks associated with use of the data provided on this page.



Race Results



September 30, 2022, Race 1, IRT. YOUR HORSE. OUR PASSION. TROT, Distance 2600m, Addington - Survey 3200m

Result	TAB no.	Horse (Barrier)	2600 to	2400m to
4th	13	Kawhi (13)	2400m	2200m
		Position in running (margin)	-	11(13.0)
		Sectional time (s)	18.93	15.25
		Cumulative time (s)	202.94	184.01
		Speed (m/s)	10.56	13.11
		Stride length (m)	6.08	6.41
		Stride duration (s)	0.501	0.489
		Stride efficiency (%)	57.73	64.28
		Stride count	32.90	31.18

Disclaimer.

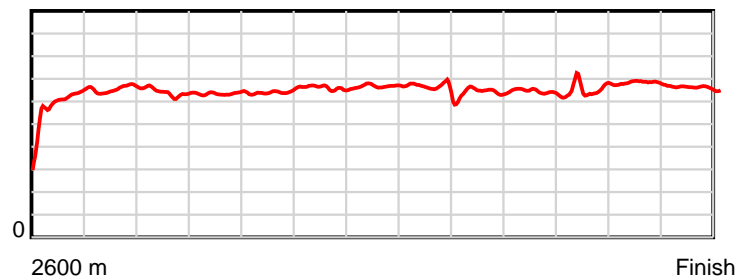
HRNZ and NZMTC and Thoroughbred Ratings Pty Ltd accepts no responsibility for the completeness or accuracy of any of the information contained herein, and makes no representations about its suitability for any particular purpose. Users should make their own judgements about those matters and/or seek independent advice. You assume all risks associated with use of the data provided on this page.

Race Results

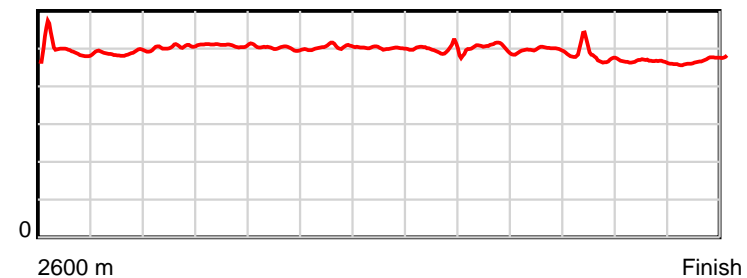
September 30, 2022, Race 1, IRT. YOUR HORSE. OUR PASSION. TROT, Distance 2600m, Addington - Survey 3200m

Result	TAB no.	Horse (Barrier)	2200m to	2000m to	1800m to	1600m to	1400m to	1200m to	1000m to	800m to	600m to	400m to	200m to	Total or	Margin
4th	13	Kawhi (13)	2000m	1800m	1600m	1400m	1200m	1000m	800m	600m	400m	200m	WP	Average	
		Position in running (margin)	11(16.1)	10(18.0)	10(15.9)	10(12.8)	9(10.2)	9(9.2)	8(7.6)	4(7.6)	4(6.0)	4(4.3)	3(4.8)		5.30
		Sectional time (s)	16.02	16.04	15.88	15.56	14.95	15.41	15.84	15.54	15.07	13.99	14.46		
		Cumulative time (s)	168.76	152.74	136.70	120.82	105.26	90.31	74.90	59.06	43.52	28.45	14.46	3:22.94	
		Speed (m/s)	12.48	12.47	12.59	12.85	13.38	12.98	12.63	12.87	13.27	14.30	13.83	12.81	
		Stride length (m)	6.30	6.35	6.31	6.47	6.70	6.40	6.34	6.39	6.36	6.64	6.50	6.40	
		Stride duration (s)	0.504	0.509	0.501	0.504	0.501	0.493	0.502	0.497	0.480	0.464	0.470	0.500	
		Stride efficiency (%)	61.98	63.03	62.28	65.44	70.09	64.05	62.85	63.86	63.30	68.86	65.97	64.03	
		Stride count	31.76	31.49	31.68	30.91	29.86	31.24	31.54	31.29	31.42	30.13	30.78	406.18	

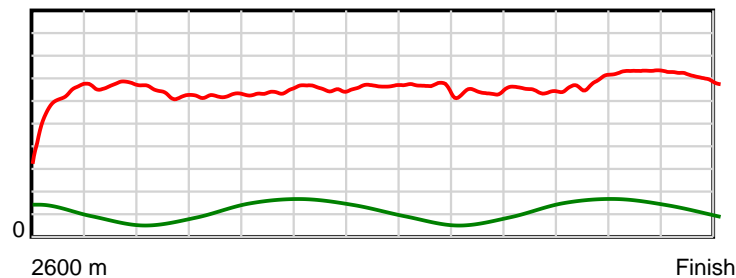
10 m Stride length



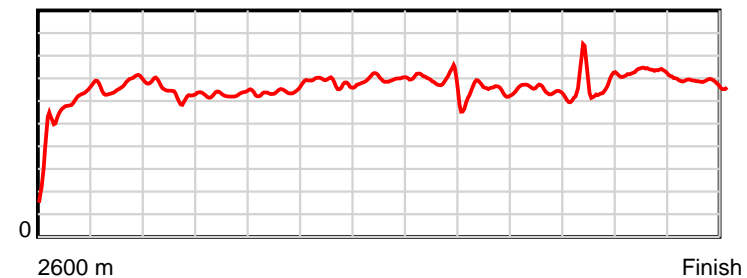
0.6 s Stride duration



20 m/sec Speed



100 % Stride efficiency



Note: Horizontal distance axis grid lines are 200m furlongs.

Disclaimer.

HRNZ and NZMTC and Thoroughbred Ratings Pty Ltd accepts no responsibility for the completeness or accuracy of any of the information contained herein, and makes no representations about its suitability for any particular purpose. Users should make their own judgements about those matters and/or seek independent advice. You assume all risks associated with use of the data provided on this page.



Race Results



September 30, 2022, Race 1, IRT. YOUR HORSE. OUR PASSION. TROT, Distance 2600m, Addington - Survey 3200m

Result	TAB no.	Horse (Barrier)	2600 to	2400m to
5th	3	Helloveamoment (4)	2400m	2200m
		Position in running (margin)	-	7(9.1)
		Sectional time (s)	18.37	15.19
		Cumulative time (s)	203.41	185.04
		Speed (m/s)	10.89	13.17
		Stride length (m)	5.85	6.50
		Stride duration (s)	0.504	0.494
		Stride efficiency (%)	53.56	65.99
		Stride count	34.16	30.78

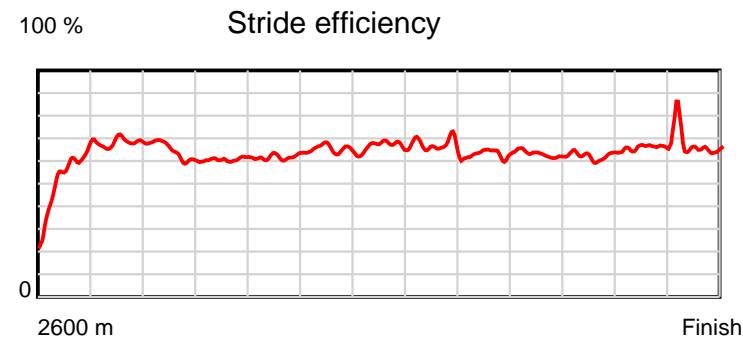
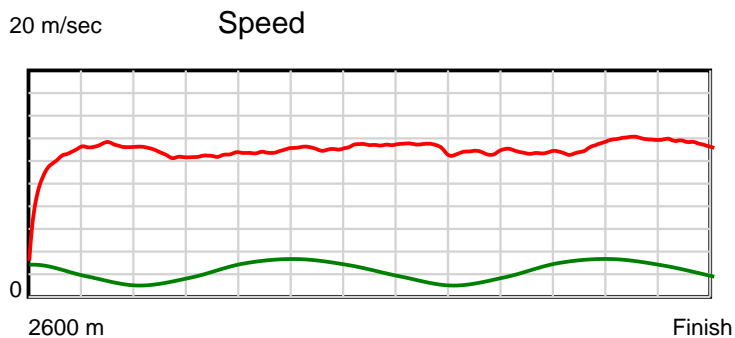
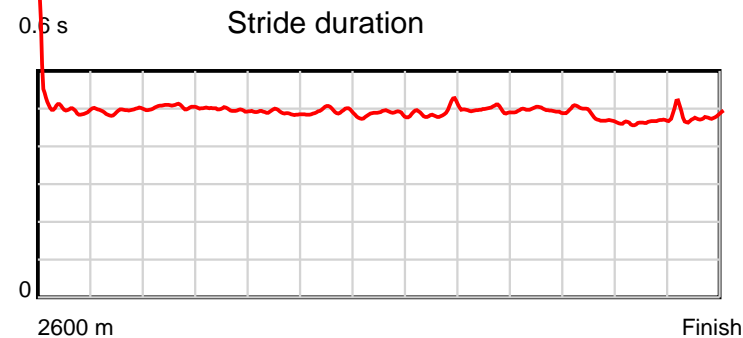
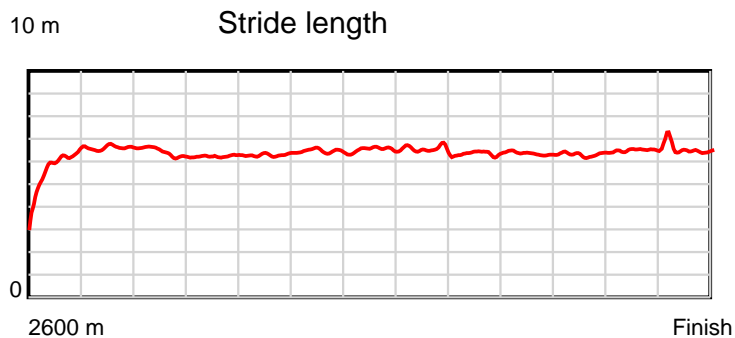
Disclaimer.

HRNZ and NZMTC and Thoroughbred Ratings Pty Ltd accepts no responsibility for the completeness or accuracy of any of the information contained herein, and makes no representations about its suitability for any particular purpose. Users should make their own judgements about those matters and/or seek independent advice. You assume all risks associated with use of the data provided on this page.

Race Results

September 30, 2022, Race 1, IRT. YOUR HORSE. OUR PASSION. TROT, Distance 2600m, Addington - Survey 3200m

Result	TAB no.	Horse (Barrier)	2200m to	2000m to	1800m to	1600m to	1400m to	1200m to	1000m to	800m to	600m to	400m to	200m to	Total or	Margin
5th	3	Helloveamoment (4)	2000m	1800m	1600m	1400m	1200m	1000m	800m	600m	400m	200m	WP	Average	
		Position in running (margin)	7(11.9)	6(13.5)	6(11.3)	5(8.8)	6(6.5)	5(5.3)	3(3.2)	2(3.1)	2(2.5)	3(2.1)	4(4.8)		7.90
		Sectional time (s)	15.98	16.03	15.98	15.60	14.93	15.32	15.81	15.70	15.29	14.36	14.85		
		Cumulative time (s)	169.85	153.87	137.84	121.86	106.26	91.33	76.01	60.20	44.50	29.21	14.85	3:23.41	
		Speed (m/s)	12.52	12.48	12.52	12.82	13.40	13.05	12.65	12.74	13.08	13.93	13.47	12.78	
		Stride length (m)	6.32	6.22	6.12	6.32	6.51	6.44	6.28	6.32	6.28	6.52	6.44	6.31	
		Stride duration (s)	0.505	0.498	0.489	0.493	0.486	0.494	0.497	0.496	0.480	0.468	0.479	0.494	
		Stride efficiency (%)	62.47	60.41	58.62	62.39	66.29	64.91	61.64	62.38	61.57	66.49	64.90	62.29	
		Stride count	31.63	32.17	32.65	31.65	30.71	31.03	31.84	31.65	31.86	30.66	31.03	411.82	



Note: Horizontal distance axis grid lines are 200m furlongs.

Disclaimer.

HRNZ and NZMTC and Thoroughbred Ratings Pty Ltd accepts no responsibility for the completeness or accuracy of any of the information contained herein, and makes no representations about its suitability for any particular purpose. Users should make their own judgements about those matters and/or seek independent advice. You assume all risks associated with use of the data provided on this page.



Race Results



September 30, 2022, Race 1, IRT. YOUR HORSE. OUR PASSION. TROT, Distance 2600m, Addington - Survey 3200m

Result	TAB no.	Horse (Barrier)	2600 to	2400m to
6th	6	Lucky Way (7)	2400m	2200m
		Position in running (margin)	-	5(6.4)
		Sectional time (s)	17.97	15.29
		Cumulative time (s)	203.76	185.79
		Speed (m/s)	11.13	13.08
		Stride length (m)	5.29	5.88
		Stride duration (s)	0.450	0.450
		Stride efficiency (%)	43.77	54.06
		Stride count	37.79	34.00

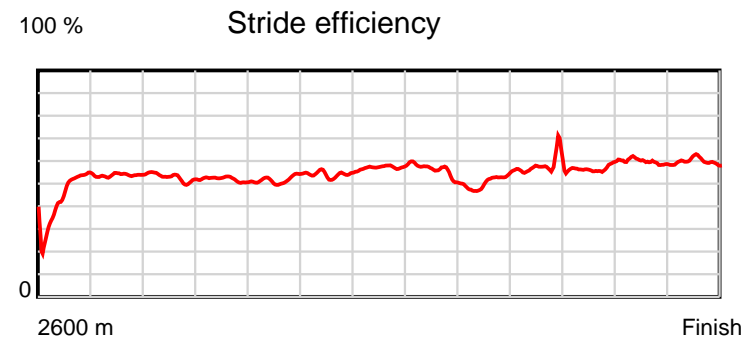
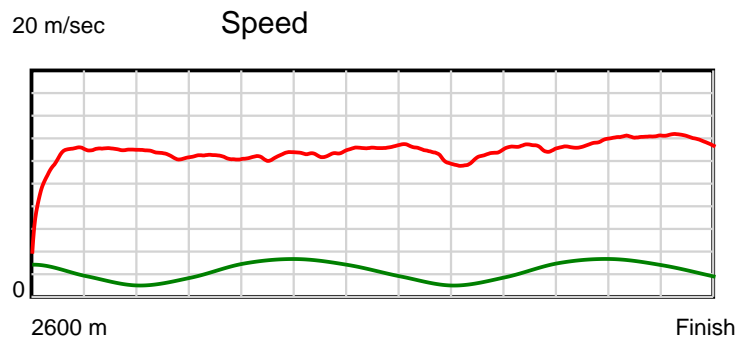
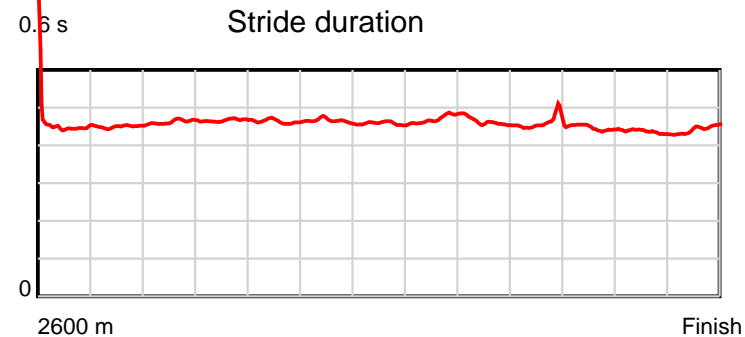
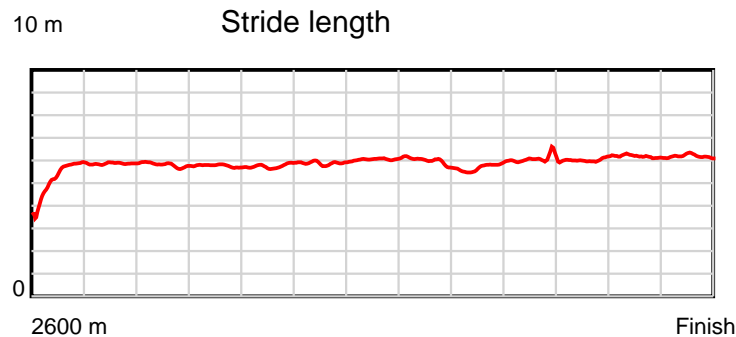
Disclaimer.

HRNZ and NZMTC and Thoroughbred Ratings Pty Ltd accepts no responsibility for the completeness or accuracy of any of the information contained herein, and makes no representations about its suitability for any particular purpose. Users should make their own judgements about those matters and/or seek independent advice. You assume all risks associated with use of the data provided on this page.

Race Results

September 30, 2022, Race 1, IRT. YOUR HORSE. OUR PASSION. TROT, Distance 2600m, Addington - Survey 3200m

Result	TAB no.	Horse (Barrier)	2200m to	2000m to	1800m to	1600m to	1400m to	1200m to	1000m to	800m to	600m to	400m to	200m to	Total or	Margin
6th	6	Lucky Way (7)	2000m	1800m	1600m	1400m	1200m	1000m	800m	600m	400m	200m	WP	Average	
		Position in running (margin)	5(9.8)	5(11.9)	5(10.9)	6(9.9)	8(8.4)	8(8.0)	9(8.5)	8(12.7)	7(8.9)	6(7.0)	7(9.2)		9.90
		Sectional time (s)	16.07	16.22	16.24	15.73	15.06	15.76	16.53	15.17	15.04	14.27	14.41		
		Cumulative time (s)	170.50	154.43	138.21	121.97	106.24	91.18	75.42	58.89	43.72	28.68	14.41	3:23.76	
		Speed (m/s)	12.45	12.33	12.32	12.71	13.28	12.69	12.10	13.18	13.30	14.02	13.88	12.76	
		Stride length (m)	5.76	5.75	5.71	5.92	6.08	5.97	5.60	6.03	5.93	6.10	6.17	5.85	
		Stride duration (s)	0.463	0.466	0.463	0.466	0.458	0.470	0.463	0.457	0.446	0.436	0.444	0.459	
		Stride efficiency (%)	51.84	51.59	50.91	54.77	57.75	55.70	48.96	56.76	55.02	58.23	59.42	53.50	
		Stride count	34.73	34.81	35.04	33.78	32.90	33.50	35.73	33.18	33.70	32.76	32.43	444.35	



Note: Horizontal distance axis grid lines are 200m furlongs.

Disclaimer.

HRNZ and NZMTC and Thoroughbred Ratings Pty Ltd accepts no responsibility for the completeness or accuracy of any of the information contained herein, and makes no representations about its suitability for any particular purpose. Users should make their own judgements about those matters and/or seek independent advice. You assume all risks associated with use of the data provided on this page.



Race Results



September 30, 2022, Race 1, IRT. YOUR HORSE. OUR PASSION. TROT, Distance 2600m, Addington - Survey 3200m

Result	TAB no.	Horse (Barrier)	2600 to	2400m to
7th	5	Raining In My ... (6)	2400m	2200m
		Position in running (margin)	-	4(4.2)
		Sectional time (s)	17.62	14.99
		Cumulative time (s)	204.68	187.06
		Speed (m/s)	11.35	13.34
		Stride length (m)	5.54	6.10
		Stride duration (s)	0.462	0.457
		Stride efficiency (%)	47.95	58.16
		Stride count	36.10	32.78

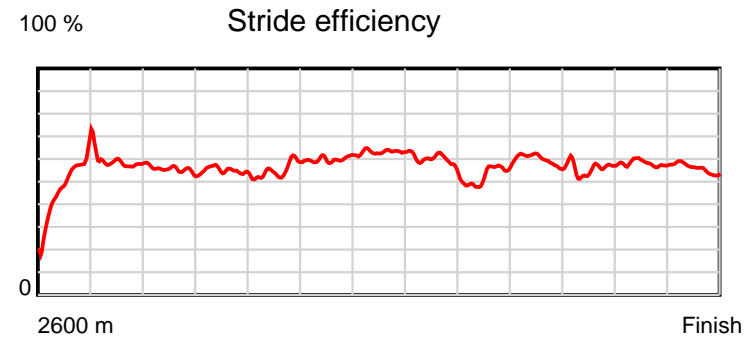
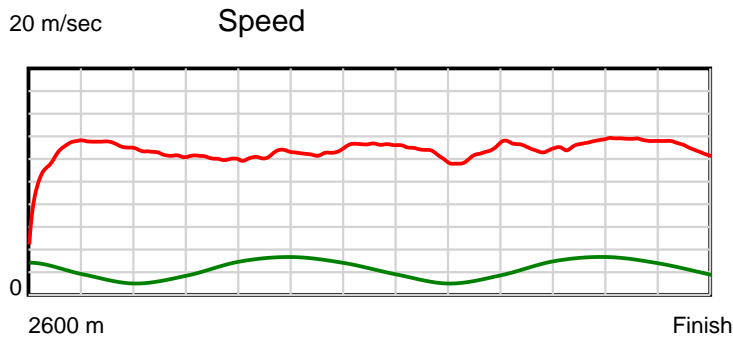
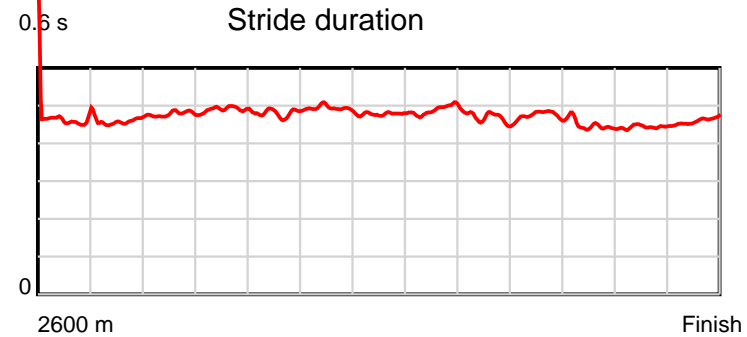
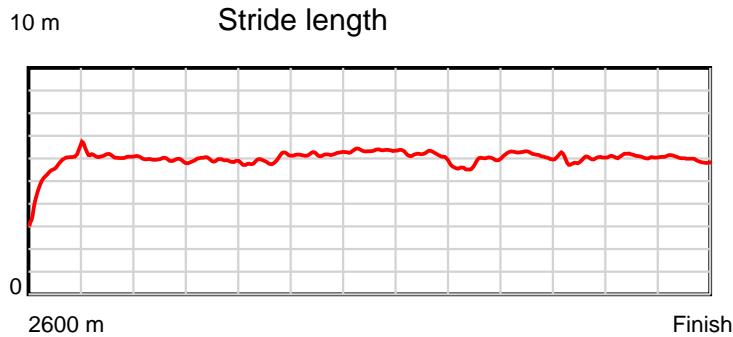
Disclaimer.

HRNZ and NZMTC and Thoroughbred Ratings Pty Ltd accepts no responsibility for the completeness or accuracy of any of the information contained herein, and makes no representations about its suitability for any particular purpose. Users should make their own judgements about those matters and/or seek independent advice. You assume all risks associated with use of the data provided on this page.

Race Results

September 30, 2022, Race 1, IRT. YOUR HORSE. OUR PASSION. TROT, Distance 2600m, Addington - Survey 3200m

Result	TAB no.	Horse (Barrier)	2200m to	2000m to	1800m to	1600m to	1400m to	1200m to	1000m to	800m to	600m to	400m to	200m to	Total or	Margin
7th	5	Raining In My ... (6)	2000m	1800m	1600m	1400m	1200m	1000m	800m	600m	400m	200m	WP	Average	
		Position in running (margin)	4(5.8)	4(8.3)	4(8.6)	4(7.6)	4(6.0)	6(5.4)	7(6.5)	5(9.2)	5(6.8)	5(4.8)	6(8.8)		15.00
		Sectional time (s)	16.12	16.45	16.22	15.72	15.03	15.86	16.28	15.40	15.02	14.58	15.39		
		Cumulative time (s)	172.07	155.95	139.50	123.28	107.56	92.53	76.67	60.39	44.99	29.97	15.39	3:24.68	
		Speed (m/s)	12.41	12.16	12.33	12.72	13.31	12.61	12.29	12.99	13.32	13.72	13.00	12.70	
		Stride length (m)	5.93	5.97	5.92	6.28	6.35	6.17	5.75	6.16	5.96	6.09	5.99	6.01	
		Stride duration (s)	0.478	0.491	0.480	0.494	0.477	0.489	0.468	0.474	0.448	0.444	0.461	0.473	
		Stride efficiency (%)	54.93	55.62	54.75	61.67	62.97	59.41	51.67	59.32	55.56	57.88	56.16	56.42	
		Stride count	33.73	33.52	33.79	31.84	31.51	32.44	34.78	32.46	33.54	32.86	33.36	432.71	



Note: Horizontal distance axis grid lines are 200m furlongs.

Disclaimer.

HRNZ and NZMTC and Thoroughbred Ratings Pty Ltd accepts no responsibility for the completeness or accuracy of any of the information contained herein, and makes no representations about its suitability for any particular purpose. Users should make their own judgements about those matters and/or seek independent advice. You assume all risks associated with use of the data provided on this page.



Race Results



September 30, 2022, Race 1, IRT. YOUR HORSE. OUR PASSION. TROT, Distance 2600m, Addington - Survey 3200m

Result	TAB no.	Horse (Barrier)	2600 to	2400m to
8th	2	Magnitude (3)	2400m	2200m
		Position in running (margin)	-	6(8.3)
		Sectional time (s)	18.45	15.31
		Cumulative time (s)	205.14	186.69
		Speed (m/s)	10.84	13.06
		Stride length (m)	5.27	6.13
		Stride duration (s)	0.462	0.469
		Stride efficiency (%)	43.46	58.72
		Stride count	37.93	32.63

Disclaimer.

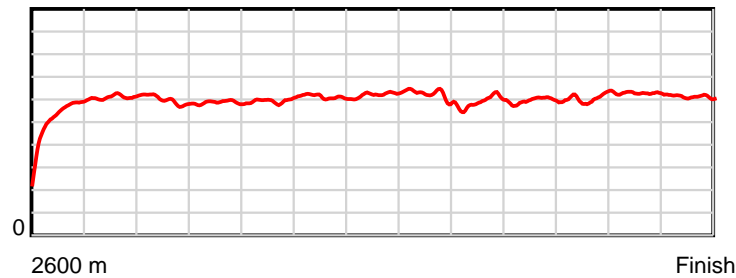
HRNZ and NZMTC and Thoroughbred Ratings Pty Ltd accepts no responsibility for the completeness or accuracy of any of the information contained herein, and makes no representations about its suitability for any particular purpose. Users should make their own judgements about those matters and/or seek independent advice. You assume all risks associated with use of the data provided on this page.

Race Results

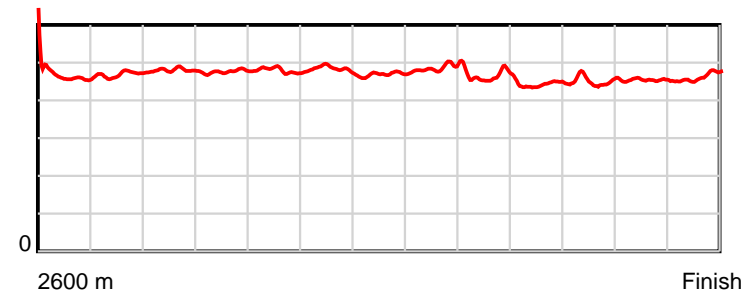
September 30, 2022, Race 1, IRT. YOUR HORSE. OUR PASSION. TROT, Distance 2600m, Addington - Survey 3200m

Result	TAB no.	Horse (Barrier)	2200m to	2000m to	1800m to	1600m to	1400m to	1200m to	1000m to	800m to	600m to	400m to	200m to	Total or	Margin
8th	2	Magnitude (3)	2000m	1800m	1600m	1400m	1200m	1000m	800m	600m	400m	200m	WP	Average	
		Position in running (margin)	6(11.8)	7(14.6)	8(13.6)	9(12.4)	10(10.8)	10(10.3)	11(10.7)	9(13.8)	6(8.6)	8(8.1)	8(12.4)		17.60
		Sectional time (s)	16.17	16.23	16.19	15.72	15.04	15.74	16.35	14.94	15.27	14.62	15.11		
		Cumulative time (s)	171.38	155.21	138.98	122.79	107.07	92.03	76.29	59.94	45.00	29.73	15.11	3:25.14	
		Speed (m/s)	12.37	12.32	12.35	12.72	13.30	12.71	12.23	13.39	13.10	13.68	13.24	12.67	
		Stride length (m)	5.94	5.87	5.92	6.15	6.23	6.19	5.69	5.91	5.91	6.20	6.14	5.95	
		Stride duration (s)	0.480	0.476	0.479	0.483	0.469	0.487	0.465	0.441	0.451	0.453	0.464	0.470	
		Stride efficiency (%)	55.05	53.80	54.74	59.11	60.73	59.80	50.51	54.52	54.50	60.06	58.82	55.36	
		Stride count	33.70	34.08	33.79	32.52	32.08	32.33	35.18	33.86	33.87	32.26	32.60	436.83	

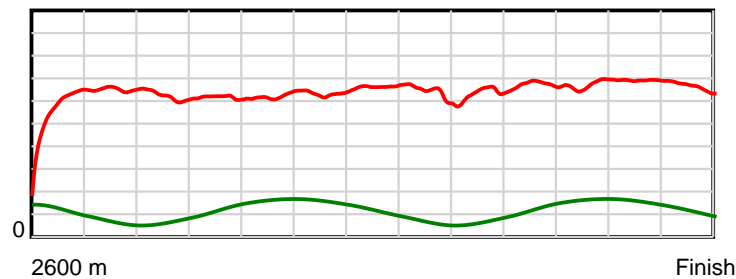
10 m Stride length



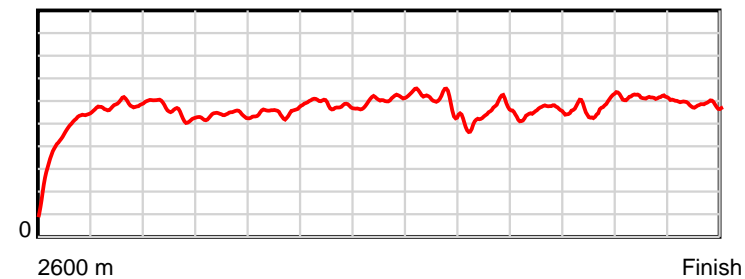
0.6 s Stride duration



20 m/sec Speed



100 % Stride efficiency



Note: Horizontal distance axis grid lines are 200m furlongs.

Disclaimer.

HRNZ and NZMTC and Thoroughbred Ratings Pty Ltd accepts no responsibility for the completeness or accuracy of any of the information contained herein, and makes no representations about its suitability for any particular purpose. Users should make their own judgements about those matters and/or seek independent advice. You assume all risks associated with use of the data provided on this page.



Race Results



September 30, 2022, Race 1, IRT. YOUR HORSE. OUR PASSION. TROT, Distance 2600m, Addington - Survey 3200m

Result	TAB no.	Horse (Barrier)	2600 to	2400m to
9th	7	The Fiery Coun... (8)	2400m	2200m
		Position in running (margin)	-	2(0.4)
		Sectional time (s)	16.96	15.10
		Cumulative time (s)	206.46	189.50
		Speed (m/s)	11.79	13.25
		Stride length (m)	5.60	6.24
		Stride duration (s)	0.453	0.471
		Stride efficiency (%)	49.02	60.80
		Stride count	35.71	32.06

Disclaimer.

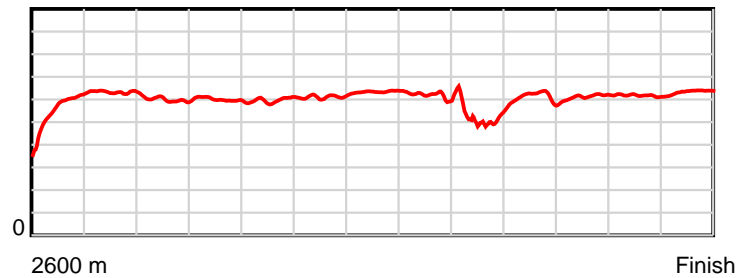
HRNZ and NZMTC and Thoroughbred Ratings Pty Ltd accepts no responsibility for the completeness or accuracy of any of the information contained herein, and makes no representations about its suitability for any particular purpose. Users should make their own judgements about those matters and/or seek independent advice. You assume all risks associated with use of the data provided on this page.

Race Results

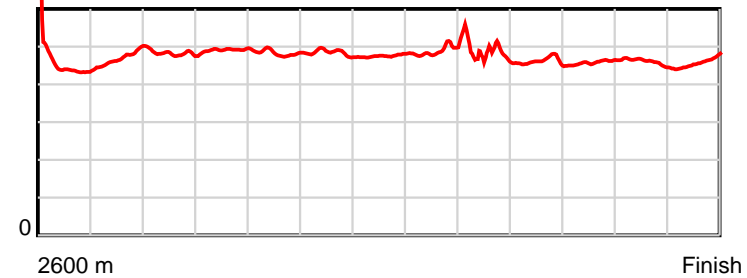
September 30, 2022, Race 1, IRT. YOUR HORSE. OUR PASSION. TROT, Distance 2600m, Addington - Survey 3200m

Result	TAB no.	Horse (Barrier)	2200m to	2000m to	1800m to	1600m to	1400m to	1200m to	1000m to	800m to	600m to	400m to	200m to	Total or	Margin
9th	7	The Fiery Coun... (8)	2000m	1800m	1600m	1400m	1200m	1000m	800m	600m	400m	200m	WP	Average	
		Position in running (margin)	3(2.6)	3(5.9)	3(6.0)	3(5.3)	3(3.6)	3(3.1)	4(4.2)	12(20.0)	12(16.2)	11(16.8)	11(23.9)		24.80
		Sectional time (s)	16.26	16.42	16.28	15.69	15.05	15.86	18.47	15.16	15.44	15.10	14.67		
		Cumulative time (s)	174.40	158.14	141.72	125.44	109.75	94.70	78.84	60.37	45.21	29.77	14.67	3:26.46	
		Speed (m/s)	12.30	12.18	12.29	12.75	13.29	12.61	10.83	13.19	12.95	13.25	13.63	12.59	
		Stride length (m)	5.93	5.99	5.94	6.16	6.32	6.15	5.02	6.08	5.93	6.07	6.30	5.96	
		Stride duration (s)	0.482	0.492	0.483	0.483	0.476	0.488	0.463	0.461	0.458	0.459	0.462	0.473	
		Stride efficiency (%)	54.91	56.02	55.07	59.38	62.43	59.17	39.33	57.84	54.99	57.65	61.95	55.48	
		Stride count	33.74	33.40	33.69	32.45	31.64	32.50	39.87	32.87	33.71	32.93	31.77	436.34	

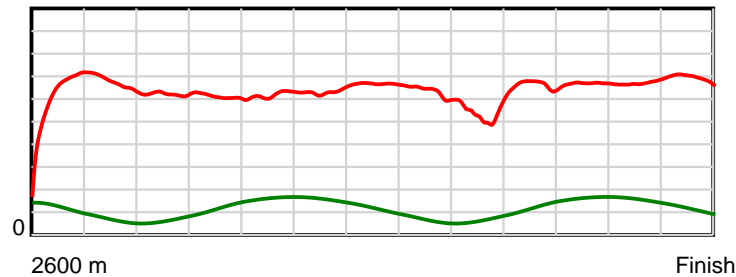
10 m Stride length



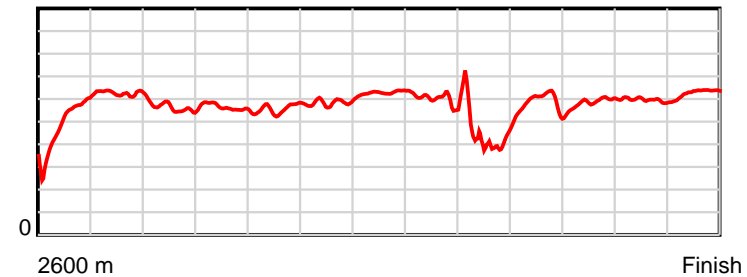
0.6 s Stride duration



20 m/sec Speed



100 % Stride efficiency



Note: Horizontal distance axis grid lines are 200m furlongs.

Disclaimer.

HRNZ and NZMTC and Thoroughbred Ratings Pty Ltd accepts no responsibility for the completeness or accuracy of any of the information contained herein, and makes no representations about its suitability for any particular purpose. Users should make their own judgements about those matters and/or seek independent advice. You assume all risks associated with use of the data provided on this page.



Race Results



September 30, 2022, Race 1, IRT. YOUR HORSE. OUR PASSION. TROT, Distance 2600m, Addington - Survey 3200m

Result	TAB no.	Horse (Barrier)	2600 to	2400m to
10th	11	Engaged (11)	2400m	2200m
		Position in running (margin)	-	12(14.8)
		Sectional time (s)	19.18	15.20
		Cumulative time (s)	207.33	188.15
		Speed (m/s)	10.43	13.16
		Stride length (m)	5.69	6.39
		Stride duration (s)	0.488	0.485
		Stride efficiency (%)	50.67	63.75
		Stride count	35.12	31.31

Disclaimer.

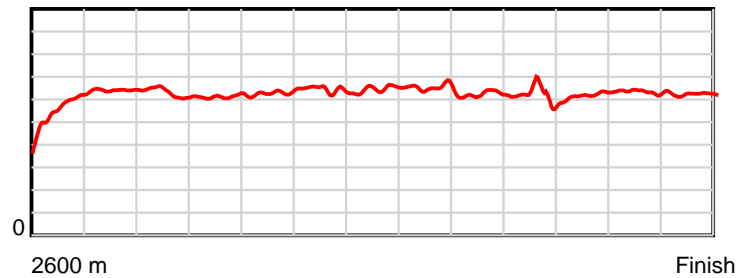
HRNZ and NZMTC and Thoroughbred Ratings Pty Ltd accepts no responsibility for the completeness or accuracy of any of the information contained herein, and makes no representations about its suitability for any particular purpose. Users should make their own judgements about those matters and/or seek independent advice. You assume all risks associated with use of the data provided on this page.

Race Results

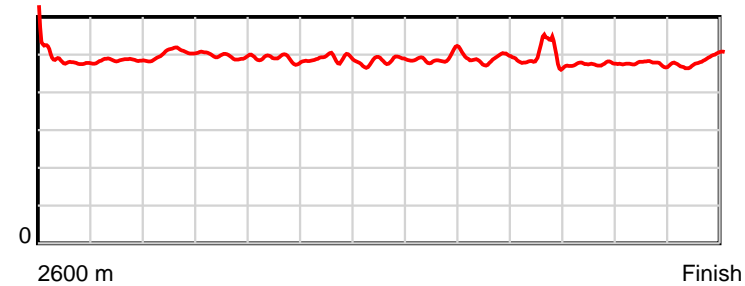
September 30, 2022, Race 1, IRT. YOUR HORSE. OUR PASSION. TROT, Distance 2600m, Addington - Survey 3200m

Result	TAB no.	Horse (Barrier)	2200m to	2000m to	1800m to	1600m to	1400m to	1200m to	1000m to	800m to	600m to	400m to	200m to	Total or	Margin
10th	11	Engaged (11)	2000m	1800m	1600m	1400m	1200m	1000m	800m	600m	400m	200m	WP	Average	
		Position in running (margin)	12(17.7)	11(20.0)	12(18.5)	12(15.3)	11(11.8)	11(10.7)	10(9.0)	7(11.6)	10(14.3)	10(15.1)	10(23.0)		29.70
		Sectional time (s)	16.10	16.13	15.86	15.41	14.94	15.40	16.27	16.25	15.48	15.23	15.88		
		Cumulative time (s)	172.95	156.85	140.72	124.86	109.45	94.51	79.11	62.84	46.59	31.11	15.88	3:27.33	
		Speed (m/s)	12.42	12.40	12.61	12.98	13.39	12.99	12.29	12.31	12.92	13.13	12.59	12.54	
		Stride length (m)	6.25	6.16	6.16	6.36	6.47	6.40	6.00	6.06	6.13	6.26	6.13	6.18	
		Stride duration (s)	0.503	0.497	0.489	0.490	0.483	0.493	0.488	0.492	0.474	0.476	0.487	0.493	
		Stride efficiency (%)	61.12	59.33	59.38	63.17	65.41	63.99	56.24	57.36	58.64	61.15	58.69	59.73	
		Stride count	31.98	32.46	32.45	31.46	30.91	31.25	33.34	33.01	32.65	31.97	32.63	420.54	

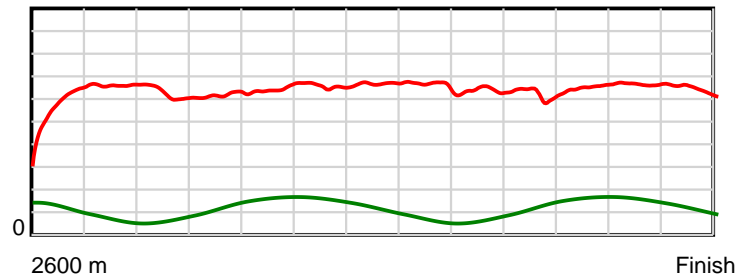
10 m Stride length



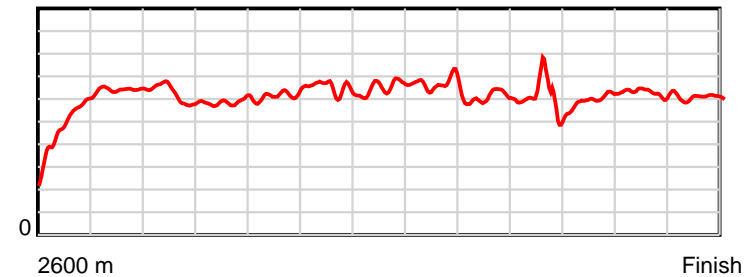
0.6 s Stride duration



20 m/sec Speed



100 % Stride efficiency



Note: Horizontal distance axis grid lines are 200m furlongs.

Disclaimer.

HRNZ and NZMTC and Thoroughbred Ratings Pty Ltd accepts no responsibility for the completeness or accuracy of any of the information contained herein, and makes no representations about its suitability for any particular purpose. Users should make their own judgements about those matters and/or seek independent advice. You assume all risks associated with use of the data provided on this page.



Race Results



September 30, 2022, Race 1, IRT. YOUR HORSE. OUR PASSION. TROT, Distance 2600m, Addington - Survey 3200m

Result	TAB no.	Horse (Barrier)	2600 to	2400m to
11th	15	Starlight Gaze... (0)	2400m	2200m
		Position in running (margin)	-	8(9.7)
		Sectional time (s)	18.44	15.24
		Cumulative time (s)	207.43	188.99
		Speed (m/s)	10.84	13.12
		Stride length (m)	5.67	5.87
		Stride duration (s)	0.447	0.447
		Stride efficiency (%)	50.19	53.86
		Stride count	35.29	34.07

Disclaimer.

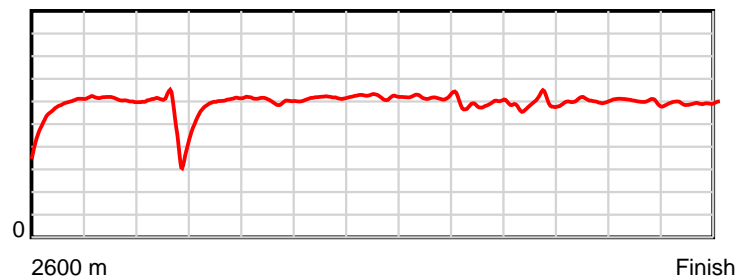
HRNZ and NZMTC and Thoroughbred Ratings Pty Ltd accepts no responsibility for the completeness or accuracy of any of the information contained herein, and makes no representations about its suitability for any particular purpose. Users should make their own judgements about those matters and/or seek independent advice. You assume all risks associated with use of the data provided on this page.

Race Results

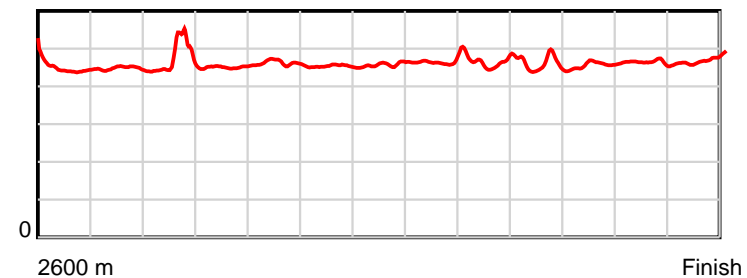
September 30, 2022, Race 1, IRT. YOUR HORSE. OUR PASSION. TROT, Distance 2600m, Addington - Survey 3200m

Result	TAB no.	Horse (Barrier)	2200m to	2000m to	1800m to	1600m to	1400m to	1200m to	1000m to	800m to	600m to	400m to	200m to	Total or	Margin
11th	15	Starlight Gaze... (0)	2000m	1800m	1600m	1400m	1200m	1000m	800m	600m	400m	200m	WP	Average	
		Position in running (margin)	8(12.8)	14(36.2)	14(28.5)	14(22.5)	14(15.1)	13(12.7)	12(11.3)	11(15.4)	9(13.9)	9(13.3)	9(22.7)		30.30
		Sectional time (s)	19.62	15.11	15.39	14.75	14.73	15.44	16.51	15.55	15.25	15.48	15.92		
		Cumulative time (s)	173.75	154.13	139.02	123.63	108.88	94.15	78.71	62.20	46.65	31.40	15.92	3:27.43	
		Speed (m/s)	10.19	13.24	13.00	13.56	13.58	12.95	12.11	12.86	13.11	12.92	12.56	12.53	
		Stride length (m)	4.89	5.97	6.01	6.14	6.22	6.08	5.63	5.86	6.02	5.98	5.93	5.85	
		Stride duration (s)	0.479	0.451	0.462	0.453	0.458	0.470	0.465	0.456	0.459	0.463	0.472	0.467	
		Stride efficiency (%)	37.32	55.68	56.35	59.00	60.55	57.76	49.53	53.75	56.61	55.96	55.03	53.43	
		Stride count	40.93	33.50	33.30	32.55	32.13	32.90	35.52	34.10	33.23	33.42	33.70	444.64	

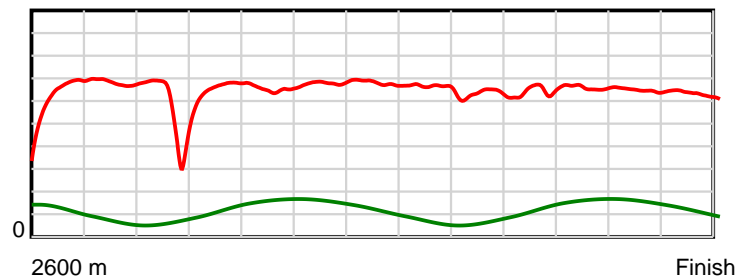
10 m Stride length



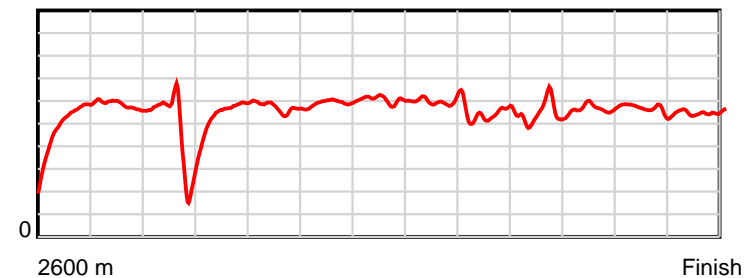
0.6 s Stride duration



20 m/sec Speed



100 % Stride efficiency



Note: Horizontal distance axis grid lines are 200m furlongs.

Disclaimer.

HRNZ and NZMTC and Thoroughbred Ratings Pty Ltd accepts no responsibility for the completeness or accuracy of any of the information contained herein, and makes no representations about its suitability for any particular purpose. Users should make their own judgements about those matters and/or seek independent advice. You assume all risks associated with use of the data provided on this page.



Race Results



September 30, 2022, Race 1, IRT. YOUR HORSE. OUR PASSION. TROT, Distance 2600m, Addington - Survey 3200m

Result	TAB no.	Horse (Barrier)	2600 to	2400m to
12th	4	Just Ricky (5)	2400m	2200m
		Position in running (margin)	-	14(21.9)
		Sectional time (s)	20.43	15.57
		Cumulative time (s)	208.20	187.77
		Speed (m/s)	9.79	12.85
		Stride length (m)	6.03	6.45
		Stride duration (s)	0.511	0.502
		Stride efficiency (%)	56.85	64.94
		Stride count	33.16	31.02

Disclaimer.

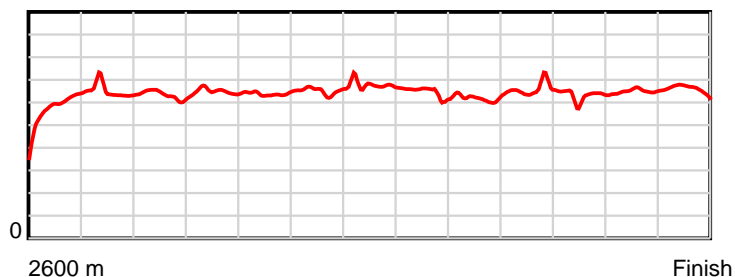
HRNZ and NZMTC and Thoroughbred Ratings Pty Ltd accepts no responsibility for the completeness or accuracy of any of the information contained herein, and makes no representations about its suitability for any particular purpose. Users should make their own judgements about those matters and/or seek independent advice. You assume all risks associated with use of the data provided on this page.

Race Results

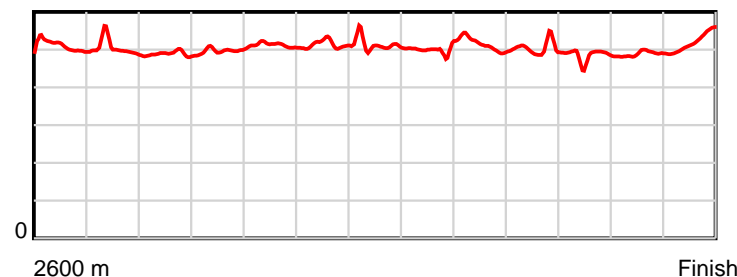
September 30, 2022, Race 1, IRT. YOUR HORSE. OUR PASSION. TROT, Distance 2600m, Addington - Survey 3200m

Result	TAB no.	Horse (Barrier)	2200m to	2000m to	1800m to	1600m to	1400m to	1200m to	1000m to	800m to	600m to	400m to	200m to	Total or	Margin
12th	4	Just Ricky (5)	2000m	1800m	1600m	1400m	1200m	1000m	800m	600m	400m	200m	WP	Average	
		Position in running (margin)	14(26.9)	13(25.1)	13(18.6)	13(16.0)	13(14.4)	14(14.0)	14(14.7)	13(21.2)	13(18.0)	12(18.1)	12(24.9)		34.50
		Sectional time (s)	15.40	15.32	15.95	15.72	15.05	15.80	16.91	15.27	15.37	15.05	16.36		
		Cumulative time (s)	172.20	156.80	141.48	125.53	109.81	94.76	78.96	62.05	46.78	31.41	16.36	3:28.20	
		Speed (m/s)	12.99	13.05	12.54	12.72	13.29	12.66	11.83	13.10	13.01	13.29	12.22	12.49	
		Stride length (m)	6.34	6.49	6.42	6.53	6.78	6.29	6.06	6.56	6.27	6.50	6.44	6.39	
		Stride duration (s)	0.489	0.497	0.512	0.514	0.510	0.497	0.513	0.501	0.481	0.489	0.527	0.512	
		Stride efficiency (%)	62.90	65.89	64.47	66.73	71.89	61.75	57.45	67.27	61.34	65.95	64.81	63.84	
		Stride count	31.52	30.80	31.14	30.61	29.49	31.81	32.98	30.48	31.92	30.79	31.06	406.78	

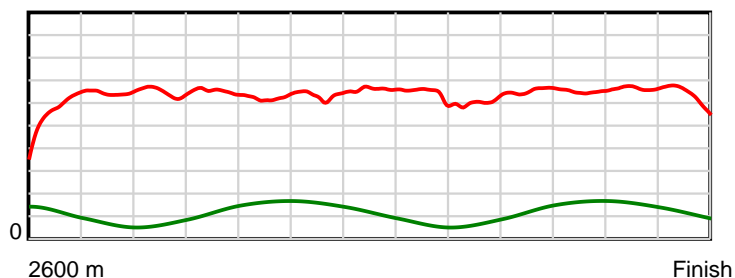
10 m Stride length



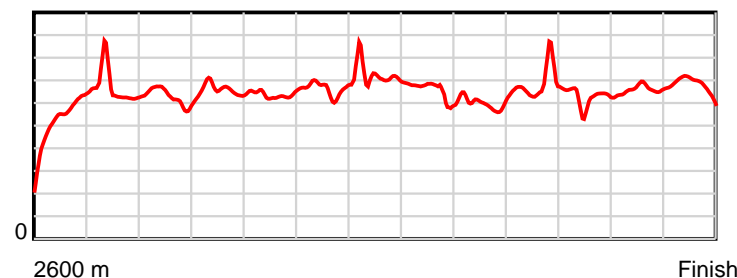
0.6 s Stride duration



20 m/sec Speed



100 % Stride efficiency



Note: Horizontal distance axis grid lines are 200m furlongs.

Disclaimer.

HRNZ and NZMTC and Thoroughbred Ratings Pty Ltd accepts no responsibility for the completeness or accuracy of any of the information contained herein, and makes no representations about its suitability for any particular purpose. Users should make their own judgements about those matters and/or seek independent advice. You assume all risks associated with use of the data provided on this page.



Race Results



September 30, 2022, Race 1, IRT. YOUR HORSE. OUR PASSION. TROT, Distance 2600m, Addington - Survey 3200m

Result	TAB no.	Horse (Barrier)	2600 to 2400m	2400m to 2200m
13th	10	Brianna (10)		
		Position in running (margin)	-	1(0.0)
		Sectional time (s)	16.89	14.83
		Cumulative time (s)	212.09	195.20
		Speed (m/s)	11.84	13.49
		Stride length (m)	5.73	6.65
		Stride duration (s)	0.486	0.493
		Stride efficiency (%)	51.35	69.08
		Stride count	34.89	30.08

Disclaimer.

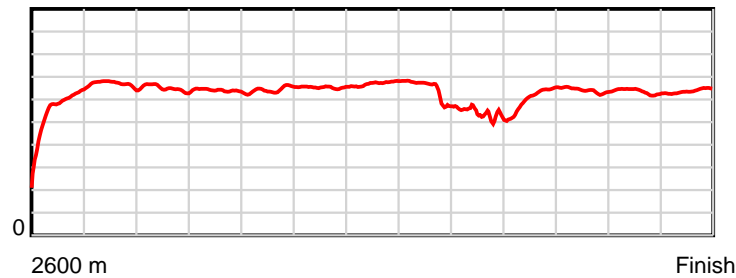
HRNZ and NZMTC and Thoroughbred Ratings Pty Ltd accepts no responsibility for the completeness or accuracy of any of the information contained herein, and makes no representations about its suitability for any particular purpose. Users should make their own judgements about those matters and/or seek independent advice. You assume all risks associated with use of the data provided on this page.

Race Results

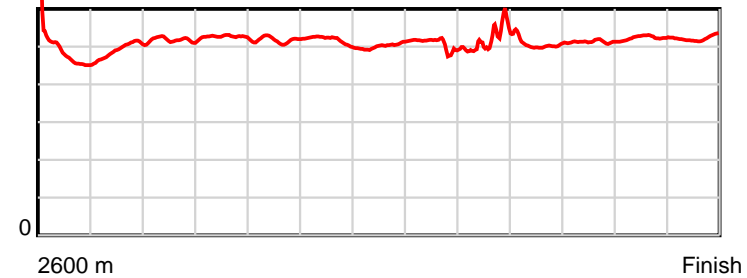
September 30, 2022, Race 1, IRT. YOUR HORSE. OUR PASSION. TROT, Distance 2600m, Addington - Survey 3200m

Result	TAB no.	Horse (Barrier)	2200m to	2000m to	1800m to	1600m to	1400m to	1200m to	1000m to	800m to	600m to	400m to	200m to	Total or	Margin
13th	10	Brianna (10)	2000m	1800m	1600m	1400m	1200m	1000m	800m	600m	400m	200m	WP	Average	
		Position in running (margin)	2(0.7)	2(3.5)	2(3.7)	2(2.6)	2(1.6)	2(0.7)	2(2.0)	14(22.2)	14(27.9)	14(32.8)	13(47.8)		56.10
		Sectional time (s)	16.18	16.42	16.22	15.82	14.98	15.90	19.18	16.75	16.17	16.42	16.33		
		Cumulative time (s)	180.37	164.19	147.77	131.55	115.73	100.75	84.85	65.67	48.92	32.75	16.33	3:32.09	
		Speed (m/s)	12.36	12.18	12.33	12.64	13.35	12.58	10.43	11.94	12.37	12.18	12.25	12.26	
		Stride length (m)	6.41	6.41	6.38	6.54	6.70	6.25	5.23	6.06	6.35	6.38	6.40	6.24	
		Stride duration (s)	0.519	0.527	0.518	0.517	0.502	0.497	0.502	0.507	0.513	0.524	0.523	0.509	
		Stride efficiency (%)	64.22	64.27	63.66	66.78	70.17	61.02	42.74	57.34	62.93	63.67	64.07	60.90	
		Stride count	31.20	31.19	31.33	30.60	29.85	32.00	38.24	33.02	31.52	31.33	31.23	416.48	

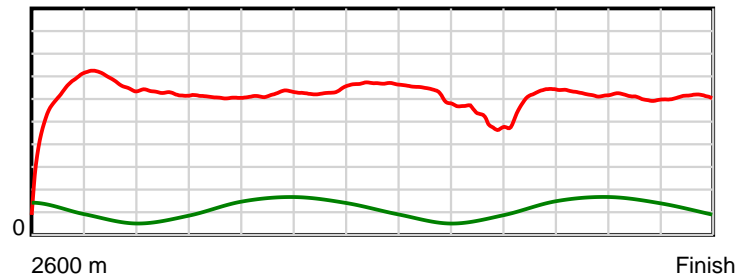
10 m Stride length



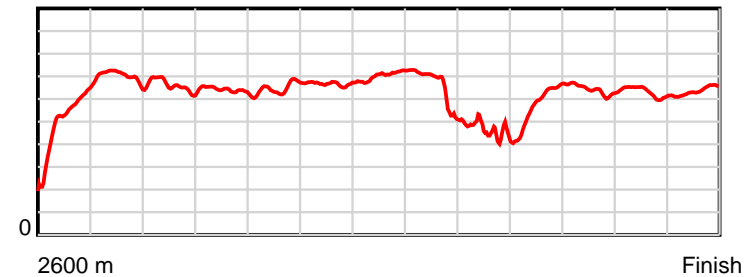
0.5 s Stride duration



20 m/sec Speed



100 % Stride efficiency



Note: Horizontal distance axis grid lines are 200m furlongs.

Disclaimer.

HRNZ and NZMTC and Thoroughbred Ratings Pty Ltd accepts no responsibility for the completeness or accuracy of any of the information contained herein, and makes no representations about its suitability for any particular purpose. Users should make their own judgements about those matters and/or seek independent advice. You assume all risks associated with use of the data provided on this page.



Race Results



September 30, 2022, Race 1, IRT. YOUR HORSE. OUR PASSION. TROT, Distance 2600m, Addington - Survey 3200m

Result	TAB no.	Horse (Barrier)	2600 to	2400m to
14th	14	Opawa Peak (1)	2400m	2200m
		Position in running (margin)	-	13(15.9)
		Sectional time (s)	19.50	16.04
		Cumulative time (s)	212.14	192.64
		Speed (m/s)	10.25	12.47
		Stride length (m)	5.79	6.01
		Stride duration (s)	0.479	0.482
		Stride efficiency (%)	52.40	56.40
		Stride count	34.54	33.29

Disclaimer.

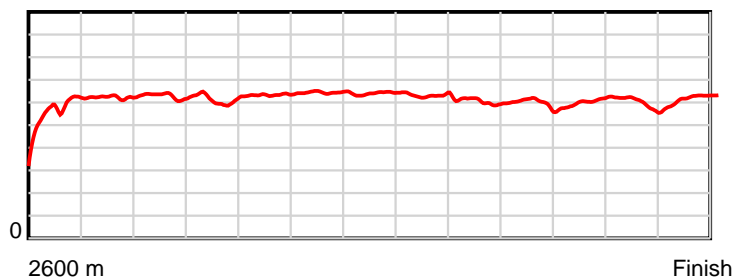
HRNZ and NZMTC and Thoroughbred Ratings Pty Ltd accepts no responsibility for the completeness or accuracy of any of the information contained herein, and makes no representations about its suitability for any particular purpose. Users should make their own judgements about those matters and/or seek independent advice. You assume all risks associated with use of the data provided on this page.

Race Results

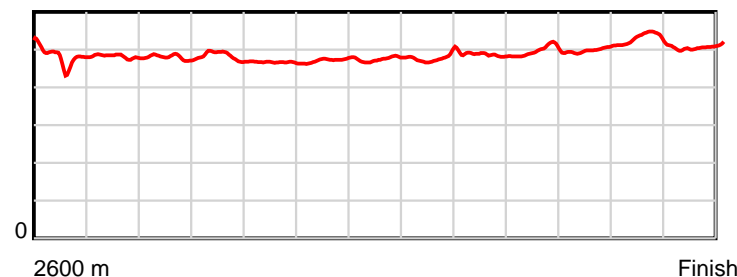
September 30, 2022, Race 1, IRT. YOUR HORSE. OUR PASSION. TROT, Distance 2600m, Addington - Survey 3200m

Result	TAB no.	Horse (Barrier)	2200m to	2000m to	1800m to	1600m to	1400m to	1200m to	1000m to	800m to	600m to	400m to	200m to	Total or	Margin
14th	14	Opawa Peak (1)	2000m	1800m	1600m	1400m	1200m	1000m	800m	600m	400m	200m	WP	Average	
		Position in running (margin)	13(23.8)	12(22.4)	11(18.2)	8(11.5)	5(6.4)	4(4.6)	5(4.8)	6(9.4)	11(15.2)	13(23.9)	14(48.3)		56.40
		Sectional time (s)	15.48	15.69	15.27	15.14	14.82	15.72	16.59	16.78	16.80	17.97	16.34		
		Cumulative time (s)	176.60	161.12	145.43	130.16	115.02	100.20	84.48	67.89	51.11	34.31	16.34	3:32.14	
		Speed (m/s)	12.92	12.75	13.10	13.21	13.50	12.72	12.06	11.92	11.90	11.13	12.24	12.26	
		Stride length (m)	6.20	6.16	6.11	6.25	6.40	6.10	5.86	5.94	5.97	5.89	6.21	6.06	
		Stride duration (s)	0.480	0.483	0.466	0.473	0.475	0.479	0.486	0.498	0.501	0.529	0.507	0.495	
		Stride efficiency (%)	60.08	59.21	58.32	61.01	64.09	58.08	53.67	55.09	55.63	54.26	60.24	57.44	
		Stride count	32.25	32.49	32.74	32.01	31.23	32.81	34.13	33.68	33.52	33.94	32.21	428.84	

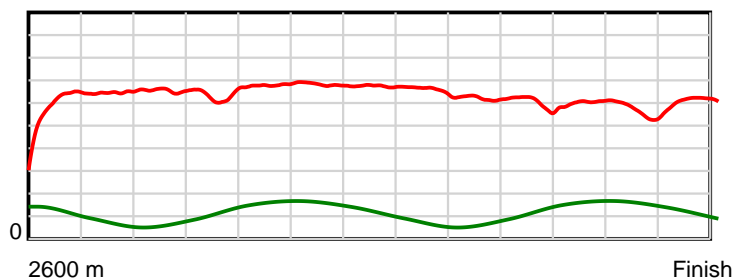
10 m Stride length



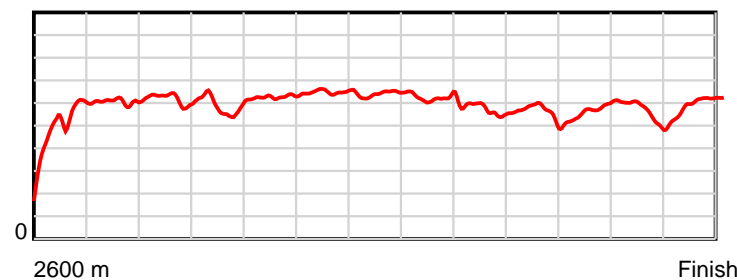
0.6 s Stride duration



20 m/sec Speed



100 % Stride efficiency



Note: Horizontal distance axis grid lines are 200m furlongs.

Disclaimer.

HRNZ and NZMTC and Thoroughbred Ratings Pty Ltd accepts no responsibility for the completeness or accuracy of any of the information contained herein, and makes no representations about its suitability for any particular purpose. Users should make their own judgements about those matters and/or seek independent advice. You assume all risks associated with use of the data provided on this page.