



## Race Results

NZ Metropolitan Trotting Club Inc, HRNZ, September 30, 2022

Compilation date: September 30, 2022, 7:04:22 PM (NZDT)

Copyright © 2022 HRNZ and NZMTC. All rights reserved.

### Trademarks.

StrideMASTER is a registered trademark of Thoroughbred Ratings Pty Ltd.

### Disclaimer.

HRNZ and NZMTC and Thoroughbred Ratings Pty Ltd accepts no responsibility for the completeness or accuracy of any of the information contained herein, and makes no representations about its suitability for any particular purpose. Users should make their own judgements about those matters and/or seek independent advice. You assume all risks associated with use of the data provided on this page.



# Race Results



September 30, 2022, Race 5, CAMP TARP TEAM HANDICAP PACE, Distance 2600m, Addington - Survey 3200m

Result	TAB no.	Horse (Barrier)	2600 to	2400m to
1st	1	Corravally Sta... (1)	2400m	2200m
		Position in running (margin)	-	1(0.0)
		Sectional time (s)	16.38	15.14
		Cumulative time (s)	192.77	176.39
		Speed (m/s)	12.21	13.21
		Stride length (m)	5.32	5.61
		Stride duration (s)	0.432	0.425
		Stride efficiency (%)	44.17	49.26
		Stride count	37.62	35.62

#### Disclaimer.

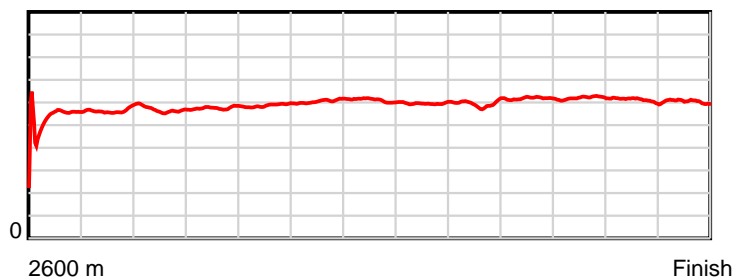
HRNZ and NZMTC and Thoroughbred Ratings Pty Ltd accepts no responsibility for the completeness or accuracy of any of the information contained herein, and makes no representations about its suitability for any particular purpose. Users should make their own judgements about those matters and/or seek independent advice. You assume all risks associated with use of the data provided on this page.

# Race Results

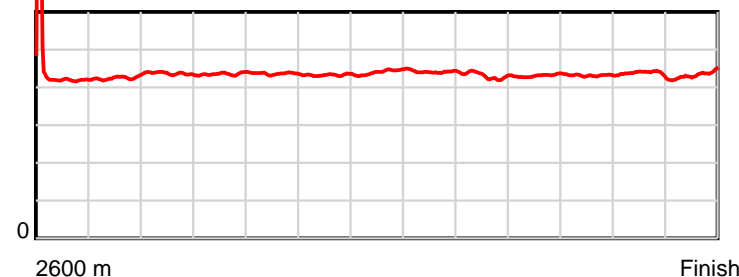
September 30, 2022, Race 5, CAMP TARP TEAM HANDICAP PACE, Distance 2600m, Addington - Survey 3200m

Result	TAB no.	Horse (Barrier)	2200m to	2000m to	1800m to	1600m to	1400m to	1200m to	1000m to	800m to	600m to	400m to	200m to	Total or	Margin
1st	1	Corravally Sta... (1)	2000m	1800m	1600m	1400m	1200m	1000m	800m	600m	400m	200m	WP	Average	
		Position in running (margin)	2(2.1)	2(2.5)	2(2.4)	2(2.1)	2(2.0)	2(1.9)	2(2.5)	2(2.3)	3(1.8)	2(1.7)	2(1.4)		0.00
		Sectional time (s)	15.58	15.22	15.03	14.39	14.53	14.94	14.59	14.01	14.10	14.32	14.54		
		Cumulative time (s)	161.25	145.67	130.45	115.42	101.03	86.50	71.56	56.97	42.96	28.86	14.54	3:12.77	
		Speed (m/s)	12.84	13.14	13.31	13.90	13.76	13.39	13.71	14.28	14.18	13.97	13.76	13.49	
		Stride length (m)	5.61	5.72	5.81	6.01	6.07	5.91	5.91	6.15	6.12	6.10	5.96	5.86	
		Stride duration (s)	0.437	0.436	0.437	0.432	0.441	0.441	0.431	0.431	0.431	0.437	0.434	0.435	
		Stride efficiency (%)	49.24	51.19	52.78	56.44	57.54	54.52	54.64	59.09	58.54	58.19	55.58	53.67	
		Stride count	35.63	34.94	34.41	33.28	32.96	33.86	33.82	32.52	32.68	32.77	33.53	443.64	

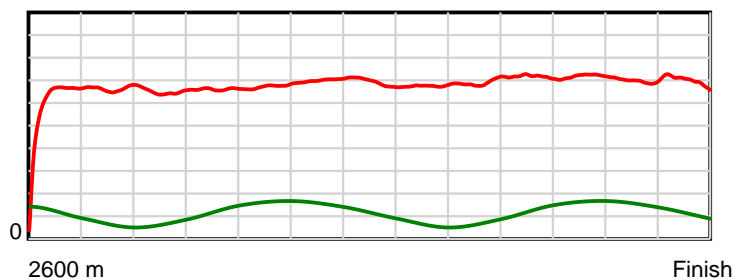
10 m Stride length



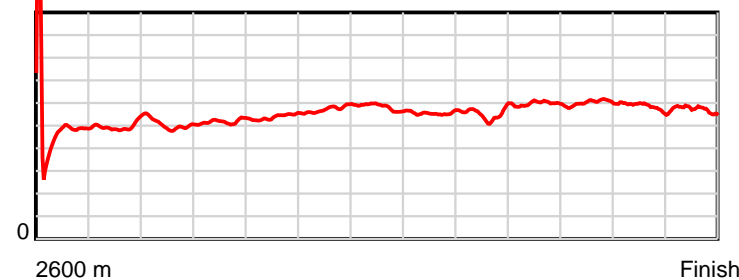
0.5 s Stride duration



20 m/sec Speed



100 % Stride efficiency



Note: Horizontal distance axis grid lines are 200m furlongs.

## Disclaimer.

HRNZ and NZMTC and Thoroughbred Ratings Pty Ltd accepts no responsibility for the completeness or accuracy of any of the information contained herein, and makes no representations about its suitability for any particular purpose. Users should make their own judgements about those matters and/or seek independent advice. You assume all risks associated with use of the data provided on this page.



# Race Results



September 30, 2022, Race 5, CAMP TARP TEAM HANDICAP PACE, Distance 2600m, Addington - Survey 3200m

Result	TAB no.	Horse (Barrier)	2600 to	2400m to
2nd	9	Homebush Lad (8)	2400m	2200m
		Position in running (margin)	-	5(9.4)
		Sectional time (s)	17.96	15.05
		Cumulative time (s)	193.01	175.05
		Speed (m/s)	11.14	13.29
		Stride length (m)	5.46	5.99
		Stride duration (s)	0.445	0.451
		Stride efficiency (%)	46.61	56.09
		Stride count	36.62	33.38

#### Disclaimer.

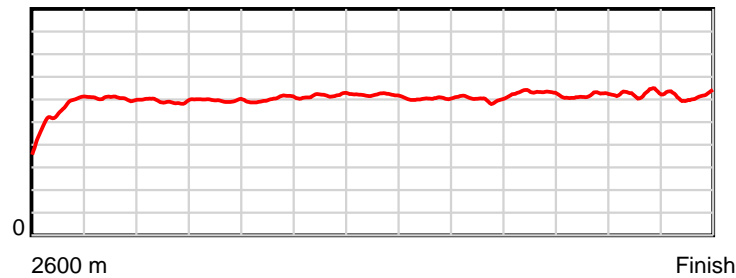
HRNZ and NZMTC and Thoroughbred Ratings Pty Ltd accepts no responsibility for the completeness or accuracy of any of the information contained herein, and makes no representations about its suitability for any particular purpose. Users should make their own judgements about those matters and/or seek independent advice. You assume all risks associated with use of the data provided on this page.

# Race Results

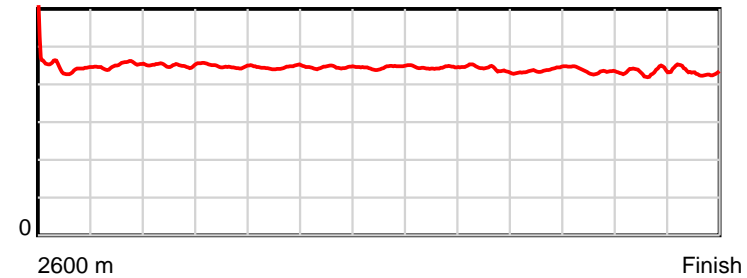
September 30, 2022, Race 5, CAMP TARP TEAM HANDICAP PACE, Distance 2600m, Addington - Survey 3200m

Result	TAB no.	Horse (Barrier)	2200m to	2000m to	1800m to	1600m to	1400m to	1200m to	1000m to	800m to	600m to	400m to	200m to	Total or	Margin
2nd	9	Homebush Lad (8)	2000m	1800m	1600m	1400m	1200m	1000m	800m	600m	400m	200m	WP	Average	
		Position in running (margin)	5(11.0)	5(10.2)	5(9.5)	5(8.3)	5(8.8)	6(8.1)	7(8.3)	9(8.6)	9(7.6)	8(8.0)	6(5.2)		1.30
		Sectional time (s)	15.38	15.12	14.87	14.49	14.43	14.88	14.66	13.93	14.18	13.92	14.14		
		Cumulative time (s)	160.00	144.62	129.50	114.63	100.14	85.71	70.83	56.17	42.24	28.06	14.14	3:13.01	
		Speed (m/s)	13.00	13.23	13.45	13.80	13.86	13.44	13.64	14.36	14.10	14.37	14.14	13.47	
		Stride length (m)	5.86	5.93	5.99	6.14	6.18	5.98	6.02	6.29	6.15	6.23	6.14	6.02	
		Stride duration (s)	0.450	0.448	0.445	0.445	0.446	0.445	0.441	0.438	0.436	0.434	0.434	0.447	
		Stride efficiency (%)	53.58	54.99	56.02	58.86	59.61	55.80	56.59	61.74	59.10	60.60	58.87	56.61	
		Stride count	34.16	33.72	33.40	32.59	32.38	33.47	33.23	31.82	32.52	32.12	32.58	431.99	

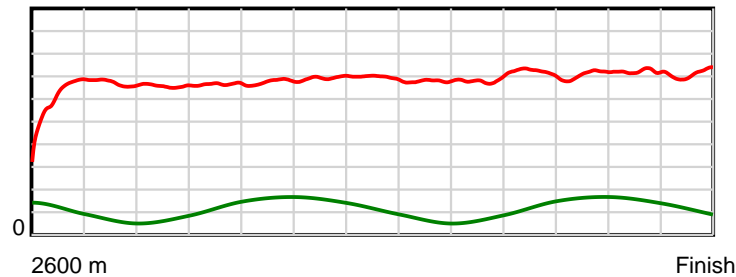
10 m Stride length



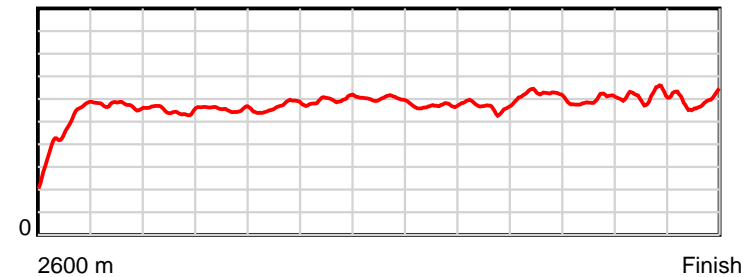
0.6 s Stride duration



20 m/sec Speed



100 % Stride efficiency



Note: Horizontal distance axis grid lines are 200m furlongs.

### Disclaimer.

HRNZ and NZMTC and Thoroughbred Ratings Pty Ltd accepts no responsibility for the completeness or accuracy of any of the information contained herein, and makes no representations about its suitability for any particular purpose. Users should make their own judgements about those matters and/or seek independent advice. You assume all risks associated with use of the data provided on this page.



# Race Results



September 30, 2022, Race 5, CAMP TARP TEAM HANDICAP PACE, Distance 2600m, Addington - Survey 3200m

Result	TAB no.	Horse (Barrier)	2600 to	2400m to
3rd	4	<b>Mach Quillan (9)</b>	<b>2400m</b>	<b>2200m</b>
		Position in running (margin)	-	2(1.8)
		Sectional time (s)	16.65	14.48
		Cumulative time (s)	193.11	176.46
		Speed (m/s)	12.02	13.81
		Stride length (m)	5.05	6.06
		Stride duration (s)	0.419	0.439
		Stride efficiency (%)	39.85	57.35
		Stride count	39.60	33.01

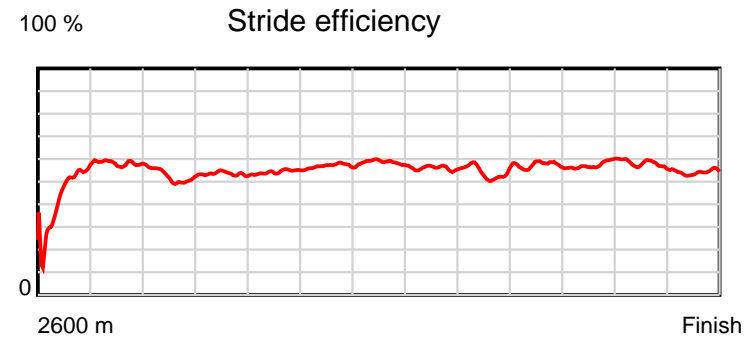
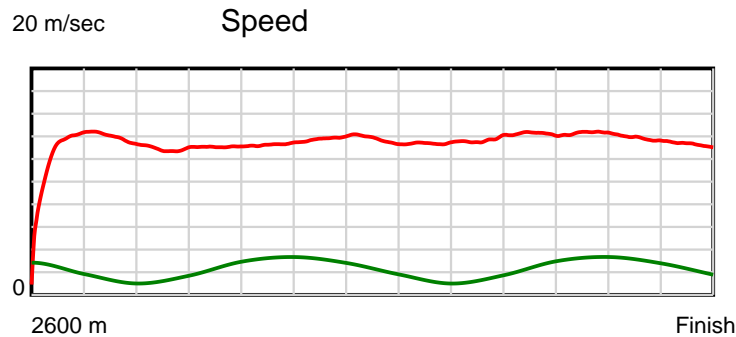
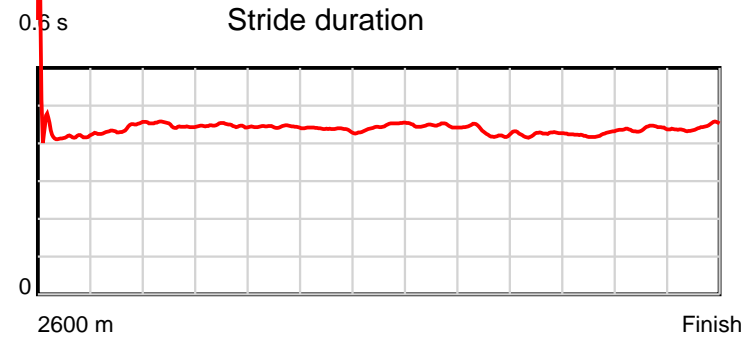
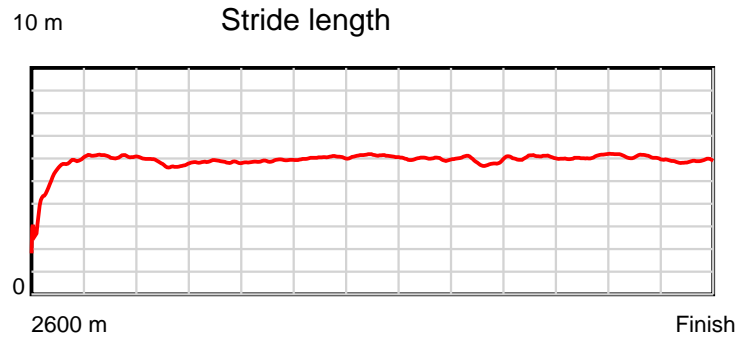
#### Disclaimer.

HRNZ and NZMTC and Thoroughbred Ratings Pty Ltd accepts no responsibility for the completeness or accuracy of any of the information contained herein, and makes no representations about its suitability for any particular purpose. Users should make their own judgements about those matters and/or seek independent advice. You assume all risks associated with use of the data provided on this page.

# Race Results

September 30, 2022, Race 5, CAMP TARP TEAM HANDICAP PACE, Distance 2600m, Addington - Survey 3200m

Result	TAB no.	Horse (Barrier)	2200m to	2000m to	1800m to	1600m to	1400m to	1200m to	1000m to	800m to	600m to	400m to	200m to	Total or	Margin
3rd	4	<b>Mach Quillan (9)</b>	<b>2000m</b>	<b>1800m</b>	<b>1600m</b>	<b>1400m</b>	<b>1200m</b>	<b>1000m</b>	<b>800m</b>	<b>600m</b>	<b>400m</b>	<b>200m</b>	<b>WP</b>	<b>Average</b>	
		Position in running (margin)	1(0.0)	1(0.0)	1(0.0)	1(0.0)	1(0.0)	1(0.0)	1(0.0)	1(0.0)	1(0.0)	1(0.0)	1(0.0)		1.90
		Sectional time (s)	15.52	15.23	15.07	14.42	14.53	14.85	14.62	14.09	14.11	14.38	15.16		
		Cumulative time (s)	161.98	146.46	131.23	116.16	101.74	87.21	72.36	57.74	43.65	29.54	15.16	3:13.11	
		Speed (m/s)	12.89	13.13	13.27	13.87	13.76	13.47	13.68	14.19	14.17	13.91	13.19	13.46	
		Stride length (m)	5.77	5.87	5.89	6.07	6.13	6.01	5.90	6.04	6.01	6.10	5.84	5.89	
		Stride duration (s)	0.448	0.447	0.444	0.437	0.445	0.447	0.431	0.425	0.424	0.439	0.443	0.437	
		Stride efficiency (%)	52.05	53.92	54.21	57.56	58.70	56.53	54.35	56.93	56.40	58.14	53.22	54.20	
		Stride count	34.65	34.05	33.96	32.95	32.63	33.25	33.91	33.13	33.29	32.79	34.27	441.49	



Note: Horizontal distance axis grid lines are 200m furlongs.

**Disclaimer.**

HRNZ and NZMTC and Thoroughbred Ratings Pty Ltd accepts no responsibility for the completeness or accuracy of any of the information contained herein, and makes no representations about its suitability for any particular purpose. Users should make their own judgements about those matters and/or seek independent advice. You assume all risks associated with use of the data provided on this page.



# Race Results



September 30, 2022, Race 5, CAMP TARP TEAM HANDICAP PACE, Distance 2600m, Addington - Survey 3200m

Result	TAB no.	Horse (Barrier)	2600 to	2400m to
4th	5	<b>I'm Tough (10)</b>	<b>2400m</b>	<b>2200m</b>
		Position in running (margin)	-	4(7.5)
		Sectional time (s)	17.72	15.01
		Cumulative time (s)	193.43	175.71
		Speed (m/s)	11.29	13.32
		Stride length (m)	4.91	5.92
		Stride duration (s)	0.428	0.444
		Stride efficiency (%)	37.66	54.73
		Stride count	40.74	33.80

#### Disclaimer.

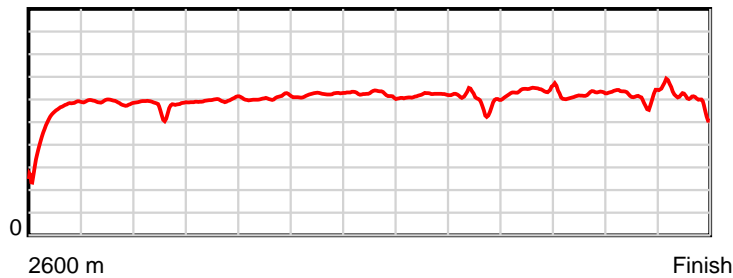
HRNZ and NZMTC and Thoroughbred Ratings Pty Ltd accepts no responsibility for the completeness or accuracy of any of the information contained herein, and makes no representations about its suitability for any particular purpose. Users should make their own judgements about those matters and/or seek independent advice. You assume all risks associated with use of the data provided on this page.

# Race Results

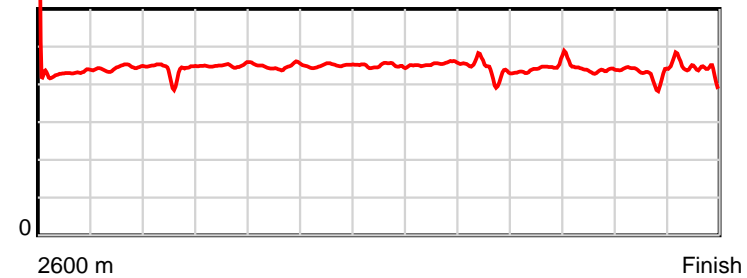
September 30, 2022, Race 5, CAMP TARP TEAM HANDICAP PACE, Distance 2600m, Addington - Survey 3200m

Result	TAB no.	Horse (Barrier)	2200m to	2000m to	1800m to	1600m to	1400m to	1200m to	1000m to	800m to	600m to	400m to	200m to	Total or	Margin
4th	5	<b>I'm Tough (10)</b>	<b>2000m</b>	<b>1800m</b>	<b>1600m</b>	<b>1400m</b>	<b>1200m</b>	<b>1000m</b>	<b>800m</b>	<b>600m</b>	<b>400m</b>	<b>200m</b>	<b>WP</b>	<b>Average</b>	
		Position in running (margin)	4(8.8)	4(8.0)	4(7.3)	4(6.6)	4(6.9)	4(6.6)	5(5.7)	6(7.1)	6(6.0)	6(6.7)	5(3.8)		3.70
		Sectional time (s)	15.39	15.12	14.96	14.45	14.50	14.70	14.84	13.91	14.23	13.90	14.70		
		Cumulative time (s)	160.70	145.31	130.19	115.23	100.78	86.28	71.58	56.74	42.83	28.60	14.70	3:13.43	
		Speed (m/s)	13.00	13.23	13.37	13.84	13.79	13.61	13.48	14.38	14.05	14.39	13.61	13.44	
		Stride length (m)	5.69	5.96	5.98	6.22	6.20	6.17	5.89	6.37	6.17	6.16	5.97	5.95	
		Stride duration (s)	0.438	0.450	0.447	0.450	0.449	0.453	0.437	0.443	0.439	0.428	0.439	0.442	
		Stride efficiency (%)	50.63	55.42	55.92	60.52	59.99	59.39	54.27	63.38	59.48	59.21	55.74	55.24	
		Stride count	35.14	33.58	33.43	32.14	32.28	32.44	33.94	31.40	32.42	32.49	33.49	437.29	

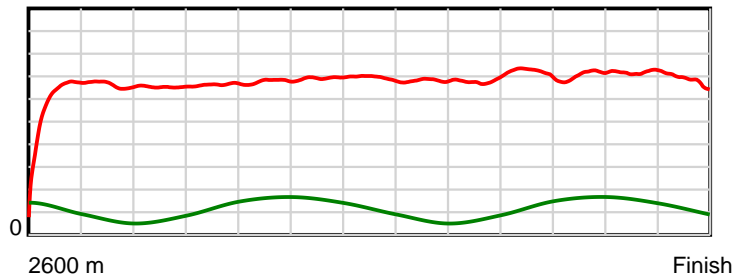
10 m Stride length



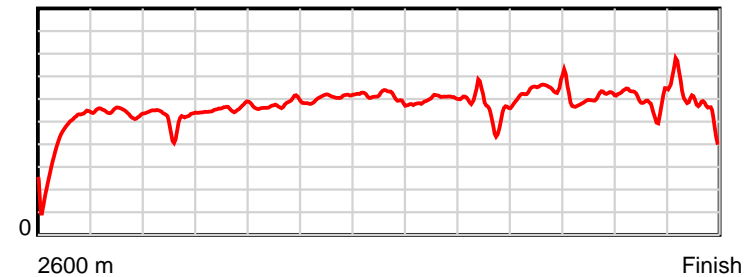
0.6 s Stride duration



20 m/sec Speed



100 % Stride efficiency



Note: Horizontal distance axis grid lines are 200m furlongs.

**Disclaimer.**

HRNZ and NZMTC and Thoroughbred Ratings Pty Ltd accepts no responsibility for the completeness or accuracy of any of the information contained herein, and makes no representations about its suitability for any particular purpose. Users should make their own judgements about those matters and/or seek independent advice. You assume all risks associated with use of the data provided on this page.



# Race Results



September 30, 2022, Race 5, CAMP TARP TEAM HANDICAP PACE, Distance 2600m, Addington - Survey 3200m

Result	TAB no.	Horse (Barrier)	2600 to	2400m to
5th	3	<b>Anything Goes (6)</b>	<b>2400m</b>	<b>2200m</b>
		Position in running (margin)	-	6(11.7)
		Sectional time (s)	18.33	15.00
		Cumulative time (s)	193.64	175.31
		Speed (m/s)	10.91	13.33
		Stride length (m)	5.19	6.53
		Stride duration (s)	0.467	0.490
		Stride efficiency (%)	42.13	66.63
		Stride count	38.52	30.63

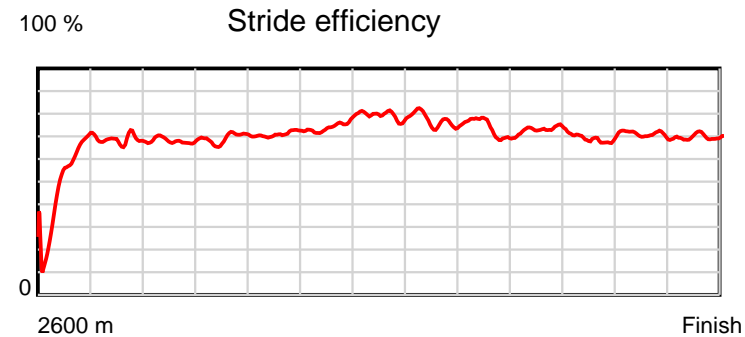
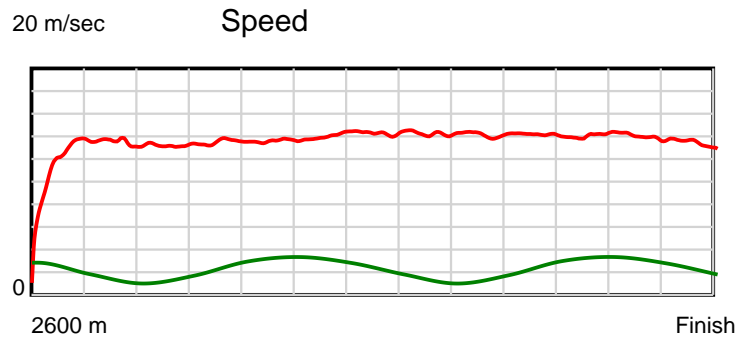
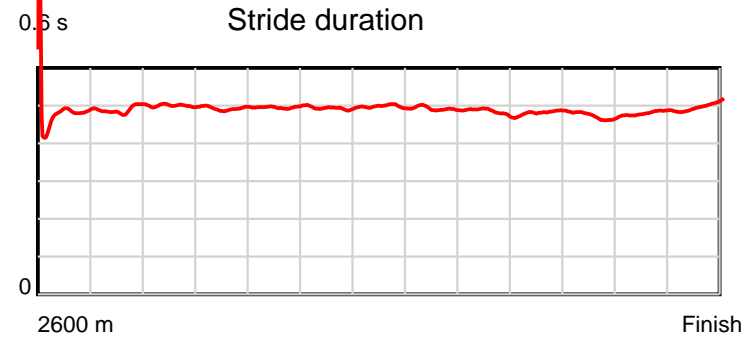
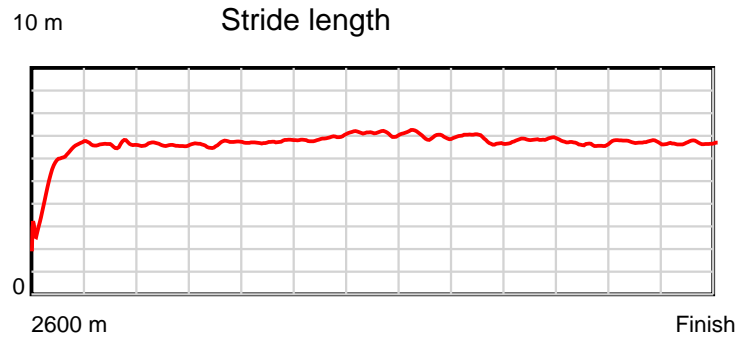
#### Disclaimer.

HRNZ and NZMTC and Thoroughbred Ratings Pty Ltd accepts no responsibility for the completeness or accuracy of any of the information contained herein, and makes no representations about its suitability for any particular purpose. Users should make their own judgements about those matters and/or seek independent advice. You assume all risks associated with use of the data provided on this page.

# Race Results

September 30, 2022, Race 5, CAMP TARP TEAM HANDICAP PACE, Distance 2600m, Addington - Survey 3200m

Result	TAB no.	Horse (Barrier)	2200m to	2000m to	1800m to	1600m to	1400m to	1200m to	1000m to	800m to	600m to	400m to	200m to	Total or	Margin
5th	3	Anything Goes (6)	2000m	1800m	1600m	1400m	1200m	1000m	800m	600m	400m	200m	WP	Average	
		Position in running (margin)	6(13.0)	6(12.4)	6(9.6)	6(9.7)	6(9.6)	5(7.3)	4(4.5)	3(2.5)	2(1.8)	3(2.4)	3(2.8)		4.80
		Sectional time (s)	15.43	14.77	15.09	14.40	14.15	14.37	14.29	13.97	14.22	14.44	15.18		
		Cumulative time (s)	160.31	144.88	130.11	115.02	100.62	86.47	72.10	57.81	43.84	29.62	15.18	3:13.64	
		Speed (m/s)	12.96	13.54	13.25	13.89	14.13	13.92	14.00	14.32	14.06	13.85	13.18	13.43	
		Stride length (m)	6.48	6.67	6.58	6.85	7.03	6.84	6.75	6.91	6.63	6.68	6.61	6.56	
		Stride duration (s)	0.500	0.493	0.496	0.493	0.498	0.492	0.483	0.483	0.471	0.482	0.502	0.489	
		Stride efficiency (%)	65.55	69.56	67.59	73.29	77.26	73.19	71.27	74.70	68.67	69.63	68.30	67.29	
		Stride count	30.88	29.98	30.41	29.20	28.44	29.22	29.61	28.93	30.17	29.96	30.25	396.20	



Note: Horizontal distance axis grid lines are 200m furlongs.

#### Disclaimer.

HRNZ and NZMTC and Thoroughbred Ratings Pty Ltd accepts no responsibility for the completeness or accuracy of any of the information contained herein, and makes no representations about its suitability for any particular purpose. Users should make their own judgements about those matters and/or seek independent advice. You assume all risks associated with use of the data provided on this page.



# Race Results



September 30, 2022, Race 5, CAMP TARP TEAM HANDICAP PACE, Distance 2600m, Addington - Survey 3200m

Result	TAB no.	Horse (Barrier)	2600 to	2400m to
6th	14	<b>Shan Noble (7)</b>	<b>2400m</b>	<b>2200m</b>
		Position in running (margin)	-	9(18.7)
		Sectional time (s)	19.73	15.00
		Cumulative time (s)	193.68	173.95
		Speed (m/s)	10.14	13.33
		Stride length (m)	5.80	6.04
		Stride duration (s)	0.448	0.453
		Stride efficiency (%)	52.50	57.09
		Stride count	34.51	33.09

#### Disclaimer.

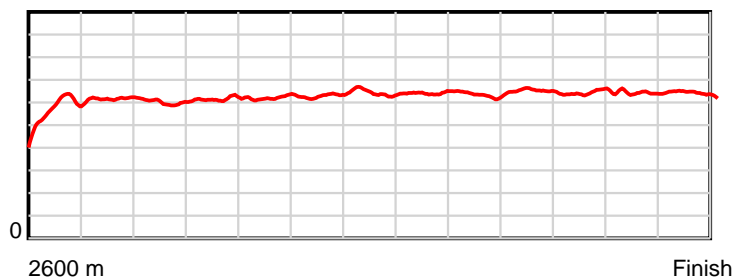
HRNZ and NZMTC and Thoroughbred Ratings Pty Ltd accepts no responsibility for the completeness or accuracy of any of the information contained herein, and makes no representations about its suitability for any particular purpose. Users should make their own judgements about those matters and/or seek independent advice. You assume all risks associated with use of the data provided on this page.

# Race Results

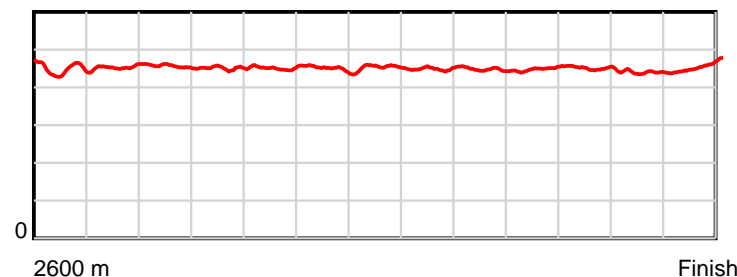
September 30, 2022, Race 5, CAMP TARP TEAM HANDICAP PACE, Distance 2600m, Addington - Survey 3200m

Result	TAB no.	Horse (Barrier)	2200m to	2000m to	1800m to	1600m to	1400m to	1200m to	1000m to	800m to	600m to	400m to	200m to	Total or	Margin
6th	14	<b>Shan Noble (7)</b>	<b>2000m</b>	<b>1800m</b>	<b>1600m</b>	<b>1400m</b>	<b>1200m</b>	<b>1000m</b>	<b>800m</b>	<b>600m</b>	<b>400m</b>	<b>200m</b>	<b>WP</b>	<b>Average</b>	
		Position in running (margin)	9(20.0)	9(19.3)	9(16.2)	10(14.9)	10(15.8)	10(13.4)	10(10.3)	8(8.5)	8(7.3)	9(8.5)	9(7.2)		5.10
		Sectional time (s)	15.41	14.72	14.84	14.57	14.13	14.34	14.32	13.89	14.30	14.16	14.27		
		Cumulative time (s)	158.95	143.54	128.82	113.98	99.41	85.28	70.94	56.62	42.73	28.43	14.27	3:13.68	
		Speed (m/s)	12.98	13.59	13.48	13.73	14.15	13.95	13.97	14.40	13.99	14.12	14.02	13.42	
		Stride length (m)	5.92	6.12	6.08	6.16	6.43	6.26	6.24	6.47	6.28	6.22	6.40	6.18	
		Stride duration (s)	0.456	0.450	0.452	0.449	0.454	0.449	0.447	0.449	0.449	0.440	0.457	0.460	
		Stride efficiency (%)	54.73	58.51	57.85	59.38	64.54	61.20	60.90	65.37	61.65	60.39	63.96	59.68	
		Stride count	33.79	32.69	32.87	32.44	31.12	31.96	32.04	30.92	31.84	32.17	31.26	420.70	

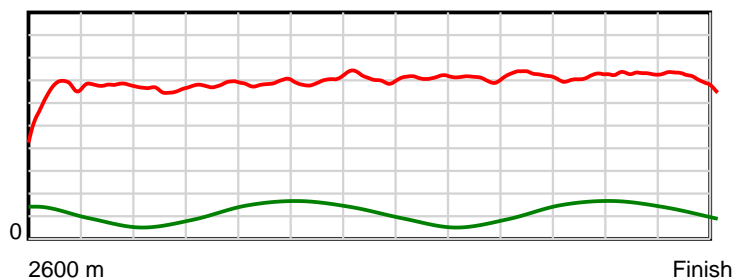
10 m Stride length



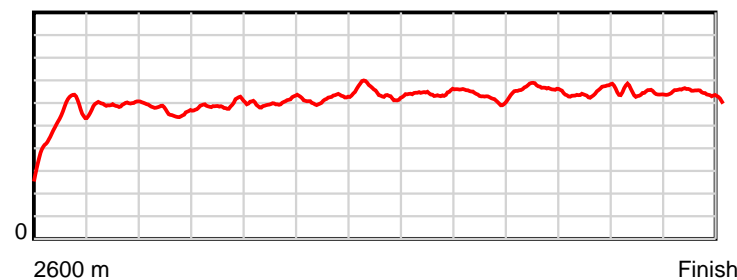
0.6 s Stride duration



20 m/sec Speed



100 % Stride efficiency



Note: Horizontal distance axis grid lines are 200m furlongs.

## Disclaimer.

HRNZ and NZMTC and Thoroughbred Ratings Pty Ltd accepts no responsibility for the completeness or accuracy of any of the information contained herein, and makes no representations about its suitability for any particular purpose. Users should make their own judgements about those matters and/or seek independent advice. You assume all risks associated with use of the data provided on this page.



# Race Results



September 30, 2022, Race 5, CAMP TARP TEAM HANDICAP PACE, Distance 2600m, Addington - Survey 3200m

Result	TAB no.	Horse (Barrier)	2600 to	2400m to
7th	2	Hazer (5)	2400m	2200m
		Position in running (margin)	-	3(2.5)
		Sectional time (s)	16.80	15.02
		Cumulative time (s)	193.78	176.98
		Speed (m/s)	11.91	13.32
		Stride length (m)	5.30	6.17
		Stride duration (s)	0.445	0.464
		Stride efficiency (%)	43.92	59.55
		Stride count	37.72	32.40

## Disclaimer.

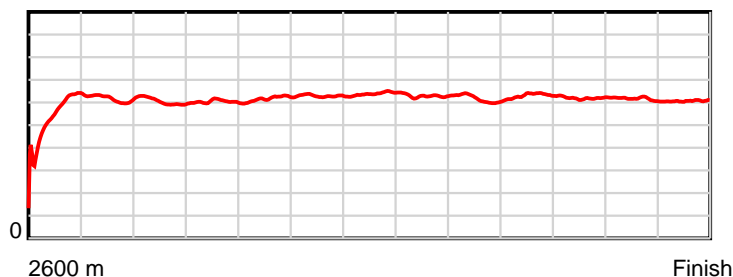
HRNZ and NZMTC and Thoroughbred Ratings Pty Ltd accepts no responsibility for the completeness or accuracy of any of the information contained herein, and makes no representations about its suitability for any particular purpose. Users should make their own judgements about those matters and/or seek independent advice. You assume all risks associated with use of the data provided on this page.

# Race Results

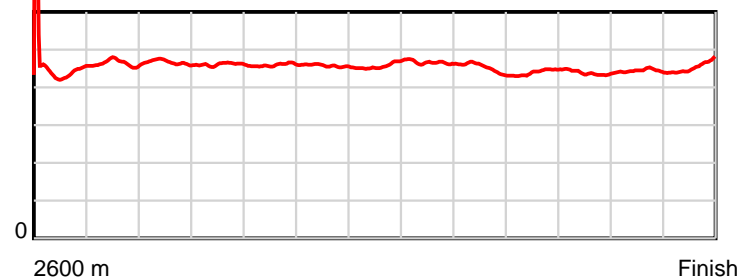
September 30, 2022, Race 5, CAMP TARP TEAM HANDICAP PACE, Distance 2600m, Addington - Survey 3200m

Result	TAB no.	Horse (Barrier)	2200m to	2000m to	1800m to	1600m to	1400m to	1200m to	1000m to	800m to	600m to	400m to	200m to	Total or	Margin
7th	2	Hazer (5)	2000m	1800m	1600m	1400m	1200m	1000m	800m	600m	400m	200m	WP	Average	
		Position in running (margin)	3(3.9)	3(5.1)	3(5.5)	3(5.0)	3(5.0)	3(4.3)	3(4.4)	5(5.2)	5(3.8)	4(4.9)	4(3.8)		5.60
		Sectional time (s)	15.72	15.30	14.99	14.42	14.43	14.86	14.75	13.86	14.29	14.19	15.15		
		Cumulative time (s)	161.96	146.24	130.94	115.95	101.53	87.10	72.24	57.49	43.63	29.34	15.15	3:13.78	
		Speed (m/s)	12.72	13.07	13.34	13.87	13.86	13.46	13.56	14.43	14.00	14.09	13.20	13.42	
		Stride length (m)	5.93	6.03	6.12	6.35	6.34	6.27	6.12	6.35	6.14	6.26	6.01	6.09	
		Stride duration (s)	0.466	0.461	0.459	0.458	0.457	0.466	0.451	0.440	0.439	0.444	0.455	0.454	
		Stride efficiency (%)	54.97	56.85	58.59	62.94	62.73	61.40	58.58	62.93	58.86	61.21	56.48	58.03	
		Stride count	33.72	33.16	32.66	31.51	31.57	31.91	32.67	31.52	32.59	31.96	33.27	426.66	

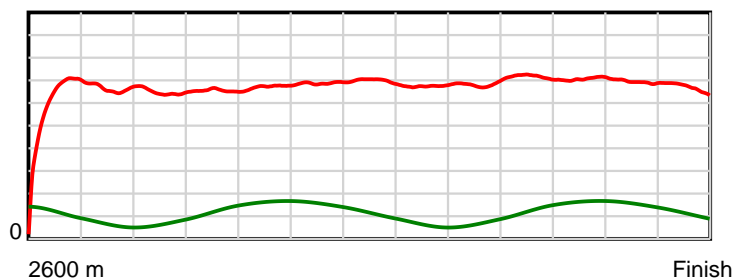
10 m Stride length



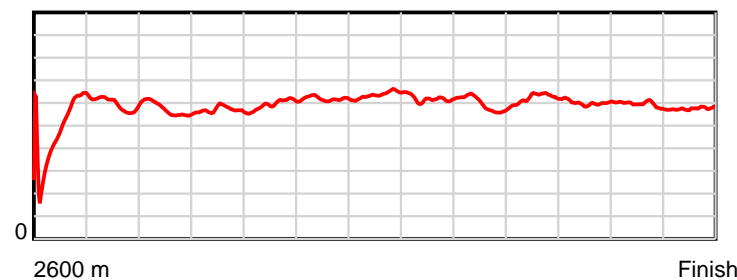
0.5 s Stride duration



20 m/sec Speed



100 % Stride efficiency



Note: Horizontal distance axis grid lines are 200m furlongs.

## Disclaimer.

HRNZ and NZMTC and Thoroughbred Ratings Pty Ltd accepts no responsibility for the completeness or accuracy of any of the information contained herein, and makes no representations about its suitability for any particular purpose. Users should make their own judgements about those matters and/or seek independent advice. You assume all risks associated with use of the data provided on this page.



# Race Results



September 30, 2022, Race 5, CAMP TARP TEAM HANDICAP PACE, Distance 2600m, Addington - Survey 3200m

Result	TAB no.	Horse (Barrier)	2600 to	2400m to
8th	7	<b>Dashing Major (0)</b>	<b>2400m</b>	<b>2200m</b>
		Position in running (margin)	-	8(17.2)
		Sectional time (s)	19.25	14.93
		Cumulative time (s)	193.94	174.69
		Speed (m/s)	10.39	13.40
		Stride length (m)	5.40	6.35
		Stride duration (s)	0.469	0.474
		Stride efficiency (%)	45.59	62.97
		Stride count	37.03	31.51

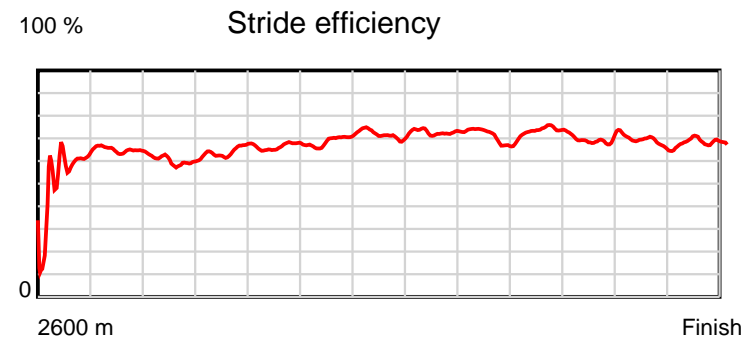
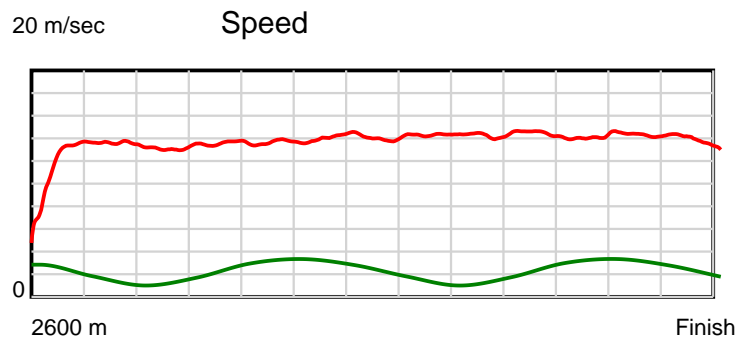
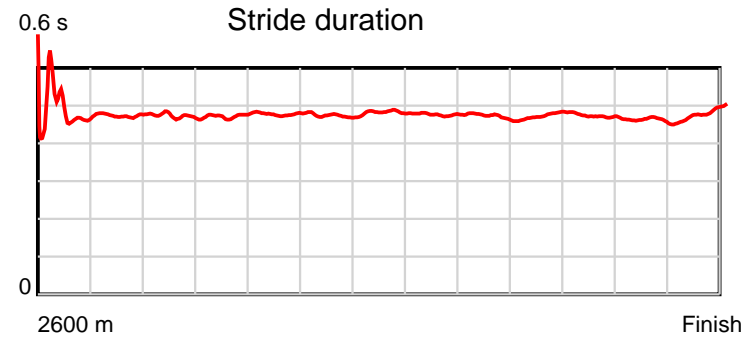
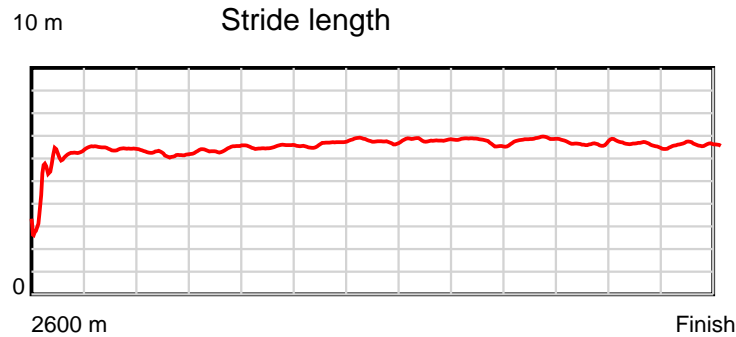
#### Disclaimer.

HRNZ and NZMTC and Thoroughbred Ratings Pty Ltd accepts no responsibility for the completeness or accuracy of any of the information contained herein, and makes no representations about its suitability for any particular purpose. Users should make their own judgements about those matters and/or seek independent advice. You assume all risks associated with use of the data provided on this page.

# Race Results

September 30, 2022, Race 5, CAMP TARP TEAM HANDICAP PACE, Distance 2600m, Addington - Survey 3200m

Result	TAB no.	Horse (Barrier)	2200m to	2000m to	1800m to	1600m to	1400m to	1200m to	1000m to	800m to	600m to	400m to	200m to	Total or	Margin
8th	7	<b>Dashing Major (0)</b>	<b>2000m</b>	<b>1800m</b>	<b>1600m</b>	<b>1400m</b>	<b>1200m</b>	<b>1000m</b>	<b>800m</b>	<b>600m</b>	<b>400m</b>	<b>200m</b>	<b>WP</b>	<b>Average</b>	
		Position in running (margin)	8(18.1)	8(17.4)	8(14.2)	8(13.9)	9(13.3)	9(11.3)	8(9.0)	7(7.7)	7(6.3)	7(7.4)	7(6.7)		6.50
		Sectional time (s)	15.42	14.69	15.02	14.33	14.20	14.47	14.40	13.87	14.28	14.27	14.81		
		Cumulative time (s)	159.76	144.34	129.65	114.63	100.30	86.10	71.63	57.23	43.36	29.08	14.81	3:13.94	
		Speed (m/s)	12.97	13.61	13.32	13.96	14.08	13.82	13.89	14.42	14.01	14.02	13.50	13.41	
		Stride length (m)	6.13	6.43	6.36	6.61	6.80	6.58	6.54	6.85	6.59	6.47	6.52	6.41	
		Stride duration (s)	0.473	0.472	0.477	0.473	0.483	0.476	0.471	0.475	0.471	0.461	0.483	0.478	
		Stride efficiency (%)	58.79	64.55	63.18	68.25	72.26	67.72	66.93	73.43	67.93	65.32	66.45	64.26	
		Stride count	32.61	31.12	31.45	30.26	29.41	30.38	30.56	29.18	30.33	30.94	30.67	405.45	



Note: Horizontal distance axis grid lines are 200m furlongs.

#### Disclaimer.

HRNZ and NZMTC and Thoroughbred Ratings Pty Ltd accepts no responsibility for the completeness or accuracy of any of the information contained herein, and makes no representations about its suitability for any particular purpose. Users should make their own judgements about those matters and/or seek independent advice. You assume all risks associated with use of the data provided on this page.



# Race Results



September 30, 2022, Race 5, CAMP TARP TEAM HANDICAP PACE, Distance 2600m, Addington - Survey 3200m

Result	TAB no.	Horse (Barrier)	2600 to	2400m to
9th	8	<b>Sam's Town (4)</b>	<b>2400m</b>	<b>2200m</b>
		Position in running (margin)	-	10(20.0)
		Sectional time (s)	19.65	15.21
		Cumulative time (s)	194.18	174.53
		Speed (m/s)	10.18	13.15
		Stride length (m)	7.46	6.50
		Stride duration (s)	0.648	0.494
		Stride efficiency (%)	87.02	65.95
		Stride count	26.80	30.79

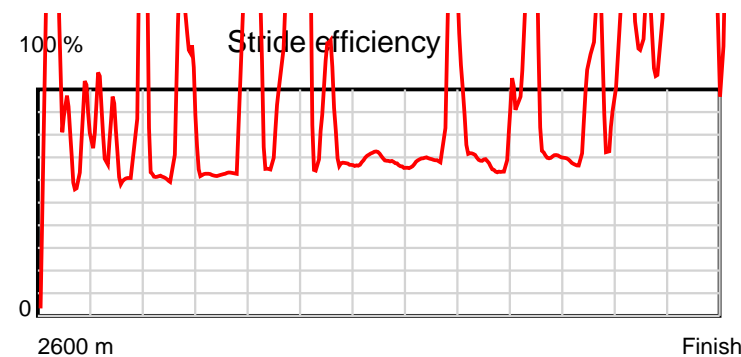
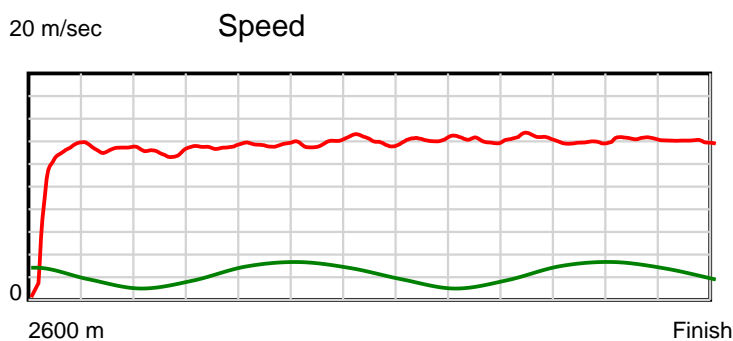
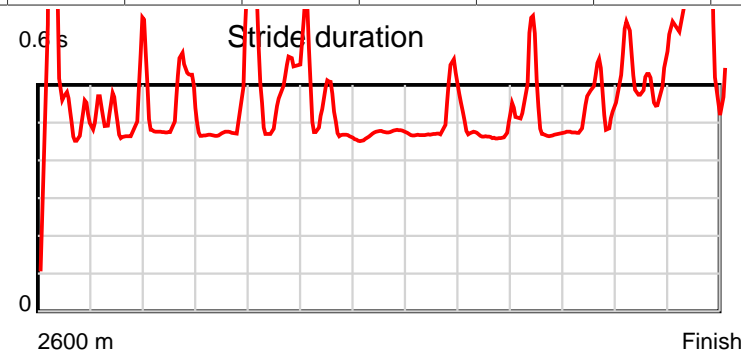
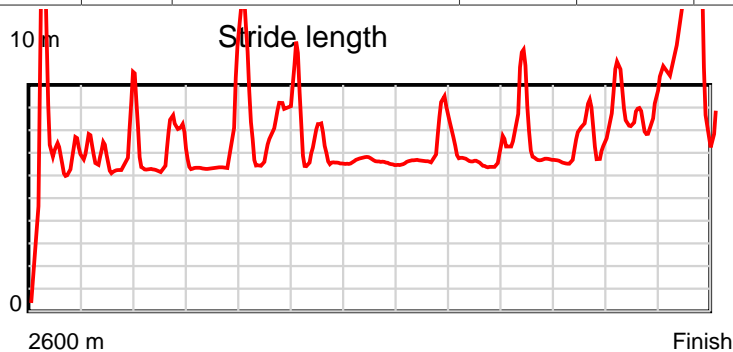
#### Disclaimer.

HRNZ and NZMTC and Thoroughbred Ratings Pty Ltd accepts no responsibility for the completeness or accuracy of any of the information contained herein, and makes no representations about its suitability for any particular purpose. Users should make their own judgements about those matters and/or seek independent advice. You assume all risks associated with use of the data provided on this page.

# Race Results

September 30, 2022, Race 5, CAMP TARP TEAM HANDICAP PACE, Distance 2600m, Addington - Survey 3200m

Result	TAB no.	Horse (Barrier)	2200m to	2000m to	1800m to	1600m to	1400m to	1200m to	1000m to	800m to	600m to	400m to	200m to	Total or	Margin
9th	8	Sam's Town (4)	2000m	1800m	1600m	1400m	1200m	1000m	800m	600m	400m	200m	WP	Average	
		Position in running (margin)	10(22.5)	10(22.0)	10(19.0)	11(17.6)	11(18.4)	11(16.0)	11(12.3)	10(10.1)	10(8.3)	11(12.0)	11(12.1)		7.80
		Sectional time (s)	15.43	14.73	14.84	14.55	14.14	14.23	14.25	13.78	14.74	14.40	14.23		
		Cumulative time (s)	159.32	143.89	129.16	114.32	99.77	85.63	71.40	57.15	43.37	28.63	14.23	3:14.18	
		Speed (m/s)	12.96	13.58	13.48	13.75	14.14	14.05	14.04	14.51	13.57	13.89	14.05	13.39	
		Stride length (m)	6.39	7.08	6.93	6.61	6.68	6.79	6.57	7.02	7.19	7.44	12.29	7.11	
		Stride duration (s)	0.493	0.521	0.514	0.481	0.472	0.483	0.468	0.484	0.530	0.535	0.874	0.531	
		Stride efficiency (%)	63.87	78.37	74.98	68.17	69.66	72.04	67.47	77.02	80.76	86.43	236.02	79.04	
		Stride count	31.28	28.24	28.87	30.28	29.96	29.46	30.44	28.49	27.82	26.89	16.27	365.59	



Note: Horizontal distance axis grid lines are 200m furlongs.

**Disclaimer.**

HRNZ and NZMTC and Thoroughbred Ratings Pty Ltd accepts no responsibility for the completeness or accuracy of any of the information contained herein, and makes no representations about its suitability for any particular purpose. Users should make their own judgements about those matters and/or seek independent advice. You assume all risks associated with use of the data provided on this page.



# Race Results



September 30, 2022, Race 5, CAMP TARP TEAM HANDICAP PACE, Distance 2600m, Addington - Survey 3200m

Result	TAB no.	Horse (Barrier)	2600 to	2400m to
10th	13	<b>Mikey Maguire (3)</b>	<b>2400m</b>	<b>2200m</b>
		Position in running (margin)	-	7(14.3)
		Sectional time (s)	18.80	14.95
		Cumulative time (s)	194.22	175.42
		Speed (m/s)	10.64	13.38
		Stride length (m)	6.02	6.15
		Stride duration (s)	0.452	0.460
		Stride efficiency (%)	56.59	59.10
		Stride count	33.23	32.52

#### Disclaimer.

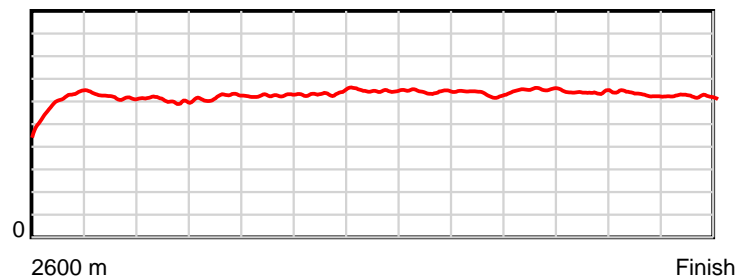
HRNZ and NZMTC and Thoroughbred Ratings Pty Ltd accepts no responsibility for the completeness or accuracy of any of the information contained herein, and makes no representations about its suitability for any particular purpose. Users should make their own judgements about those matters and/or seek independent advice. You assume all risks associated with use of the data provided on this page.

# Race Results

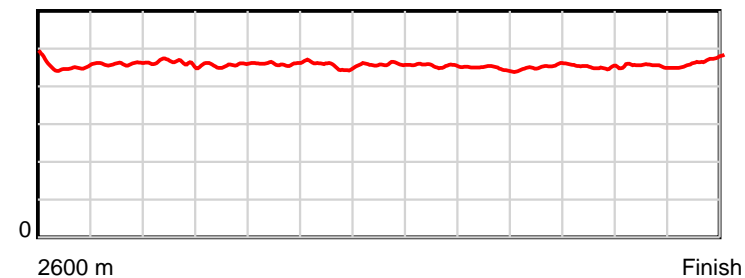
September 30, 2022, Race 5, CAMP TARP TEAM HANDICAP PACE, Distance 2600m, Addington - Survey 3200m

Result	TAB no.	Horse (Barrier)	2200m to	2000m to	1800m to	1600m to	1400m to	1200m to	1000m to	800m to	600m to	400m to	200m to	Total or	Margin
10th	13	<b>Mikey Maguire (3)</b>	<b>2000m</b>	<b>1800m</b>	<b>1600m</b>	<b>1400m</b>	<b>1200m</b>	<b>1000m</b>	<b>800m</b>	<b>600m</b>	<b>400m</b>	<b>200m</b>	<b>WP</b>	<b>Average</b>	
		Position in running (margin)	7(15.3)	7(14.9)	7(12.0)	7(11.5)	8(11.5)	7(9.1)	6(6.3)	4(4.4)	4(3.3)	5(5.6)	8(7.0)		8.10
		Sectional time (s)	15.45	14.75	14.98	14.43	14.13	14.39	14.29	13.92	14.48	14.62	15.03		
		Cumulative time (s)	160.47	145.02	130.27	115.29	100.86	86.73	72.34	58.05	44.13	29.65	15.03	3:14.22	
		Speed (m/s)	12.94	13.56	13.35	13.86	14.15	13.90	14.00	14.37	13.81	13.68	13.31	13.39	
		Stride length (m)	5.99	6.19	6.14	6.31	6.49	6.31	6.26	6.51	6.21	6.22	6.22	6.23	
		Stride duration (s)	0.462	0.457	0.460	0.455	0.458	0.454	0.447	0.453	0.450	0.455	0.467	0.465	
		Stride efficiency (%)	55.98	59.92	58.90	62.13	65.79	62.26	61.26	66.24	60.22	60.52	60.46	60.62	
		Stride count	33.42	32.30	32.58	31.72	30.82	31.69	31.94	30.72	32.22	32.14	32.15	417.45	

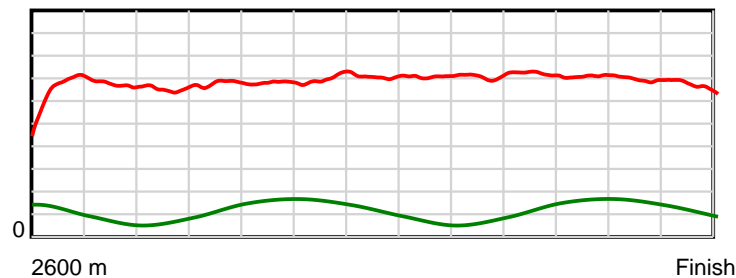
10 m Stride length



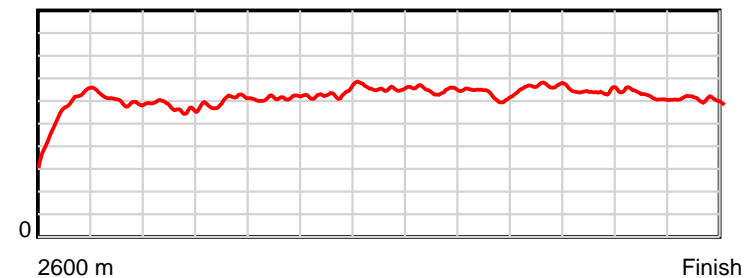
0.6 s Stride duration



20 m/sec Speed



100 % Stride efficiency



Note: Horizontal distance axis grid lines are 200m furlongs.

## Disclaimer.

HRNZ and NZMTC and Thoroughbred Ratings Pty Ltd accepts no responsibility for the completeness or accuracy of any of the information contained herein, and makes no representations about its suitability for any particular purpose. Users should make their own judgements about those matters and/or seek independent advice. You assume all risks associated with use of the data provided on this page.



# Race Results



September 30, 2022, Race 5, CAMP TARP TEAM HANDICAP PACE, Distance 2600m, Addington - Survey 3200m

Result	TAB no.	Horse (Barrier)	2600 to	2400m to
11th	12	<b>It's All About... (2)</b>	<b>2400m</b>	<b>2200m</b>
		Position in running (margin)	-	11(38.7)
		Sectional time (s)	22.90	14.51
		Cumulative time (s)	194.47	171.57
		Speed (m/s)	8.74	13.78
		Stride length (m)	5.31	6.51
		Stride duration (s)	0.472	0.472
		Stride efficiency (%)	44.11	66.17
		Stride count	37.64	30.73

#### Disclaimer.

HRNZ and NZMTC and Thoroughbred Ratings Pty Ltd accepts no responsibility for the completeness or accuracy of any of the information contained herein, and makes no representations about its suitability for any particular purpose. Users should make their own judgements about those matters and/or seek independent advice. You assume all risks associated with use of the data provided on this page.

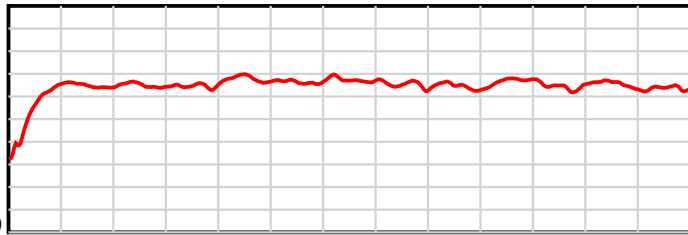
# Race Results

September 30, 2022, Race 5, CAMP TARP TEAM HANDICAP PACE, Distance 2600m, Addington - Survey 3200m

Result	TAB no.	Horse (Barrier)	2200m to	2000m to	1800m to	1600m to	1400m to	1200m to	1000m to	800m to	600m to	400m to	200m to	Total or	Margin
11th	12	It's All About... (2)	2000m	1800m	1600m	1400m	1200m	1000m	800m	600m	400m	200m	WP	Average	
		Position in running (margin)	11(37.0)	11(30.3)	11(23.1)	9(14.6)	7(11.1)	8(9.7)	9(9.5)	11(10.5)	11(9.3)	10(11.2)	10(9.9)		9.40
		Sectional time (s)	14.40	14.03	13.66	13.83	14.31	14.82	14.78	13.88	14.43	14.17	14.75		
		Cumulative time (s)	157.06	142.66	128.63	114.97	101.14	86.83	72.01	57.23	43.35	28.92	14.75	3:14.47	
		Speed (m/s)	13.89	14.26	14.64	14.46	13.98	13.50	13.53	14.41	13.86	14.11	13.56	13.37	
		Stride length (m)	6.52	6.52	6.74	6.69	6.76	6.51	6.42	6.71	6.41	6.47	6.34	6.43	
		Stride duration (s)	0.469	0.457	0.461	0.462	0.484	0.482	0.475	0.466	0.462	0.458	0.468	0.481	
		Stride efficiency (%)	66.41	66.34	71.06	69.91	71.46	66.21	64.43	70.32	64.16	65.38	62.79	64.64	
		Stride count	30.68	30.69	29.66	29.90	29.58	30.73	31.15	29.81	31.21	30.92	31.55	404.25	

10 m

Stride length

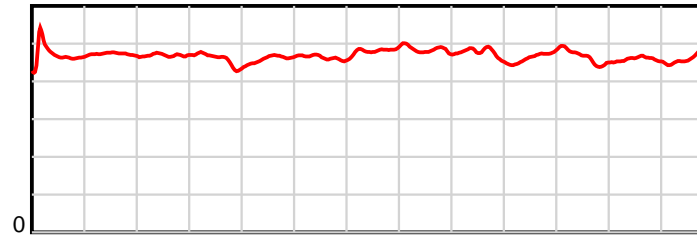


2600 m

Finish

0.6 s

Stride duration

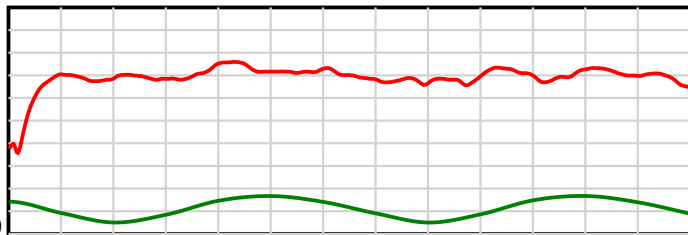


2600 m

Finish

20 m/sec

Speed

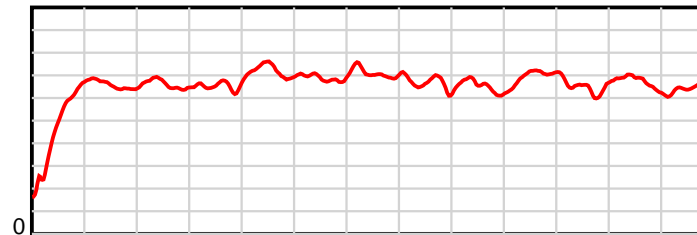


2600 m

Finish

100 %

Stride efficiency



2600 m

Finish

Note: Horizontal distance axis grid lines are 200m furlongs.

**Disclaimer.**

HRNZ and NZMTC and Thoroughbred Ratings Pty Ltd accepts no responsibility for the completeness or accuracy of any of the information contained herein, and makes no representations about its suitability for any particular purpose. Users should make their own judgements about those matters and/or seek independent advice. You assume all risks associated with use of the data provided on this page.