



Race Results

NZ Metropolitan Trotting Club Inc, HRNZ, September 30, 2022

Compilation date: September 30, 2022, 7:57:32 PM (NZDT)

Copyright © 2022 HRNZ and NZMTC. All rights reserved.

Trademarks.

StrideMASTER is a registered trademark of Thoroughbred Ratings Pty Ltd.

Disclaimer.

HRNZ and NZMTC and Thoroughbred Ratings Pty Ltd accepts no responsibility for the completeness or accuracy of any of the information contained herein, and makes no representations about its suitability for any particular purpose. Users should make their own judgements about those matters and/or seek independent advice. You assume all risks associated with use of the data provided on this page.



Race Results



September 30, 2022, Race 7, GARRY THOMPSON HANDICAP TROT, Distance 2600m, Addington - Survey 3200m

Result	TAB no.	Horse (Barrier)	2600 to	2400m to
1st	3	Smokin Bandar (9)	2400m	2200m
		Position in running (margin)	-	1(0.0)
		Sectional time (s)	16.56	16.29
		Cumulative time (s)	195.52	178.96
		Speed (m/s)	12.07	12.28
		Stride length (m)	5.87	5.95
		Stride duration (s)	0.486	0.484
		Stride efficiency (%)	53.85	55.29
		Stride count	34.07	33.62

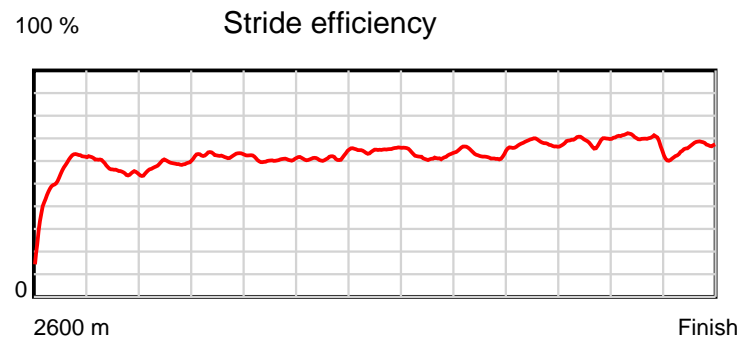
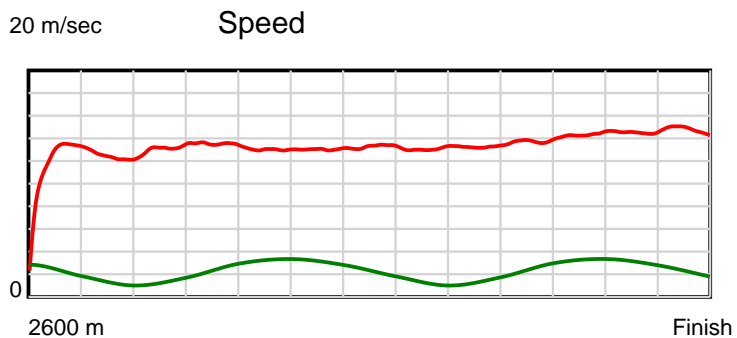
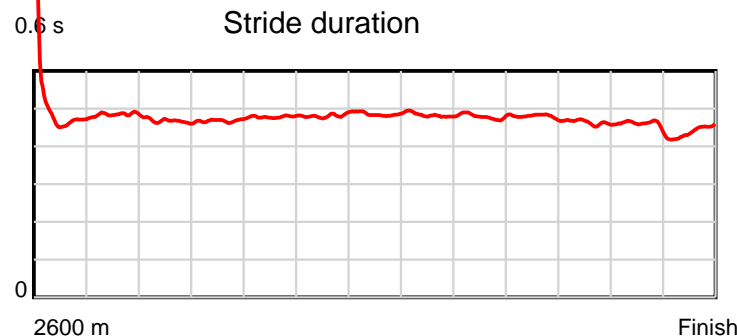
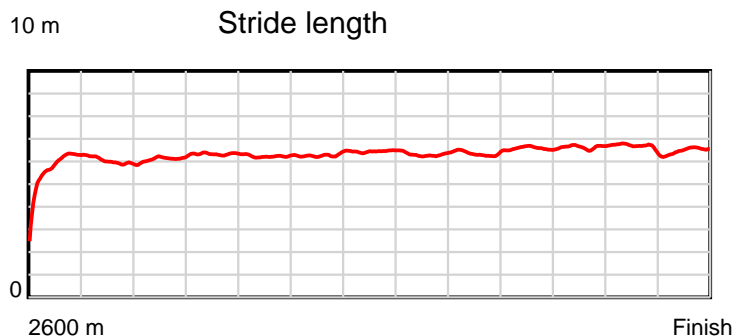
Disclaimer.

HRNZ and NZMTC and Thoroughbred Ratings Pty Ltd accepts no responsibility for the completeness or accuracy of any of the information contained herein, and makes no representations about its suitability for any particular purpose. Users should make their own judgements about those matters and/or seek independent advice. You assume all risks associated with use of the data provided on this page.

Race Results

September 30, 2022, Race 7, GARRY THOMPSON HANDICAP TROT, Distance 2600m, Addington - Survey 3200m

Result	TAB no.	Horse (Barrier)	2200m to	2000m to	1800m to	1600m to	1400m to	1200m to	1000m to	800m to	600m to	400m to	200m to	Total or	Margin
1st	3	Smokin Bandar (9)	2000m	1800m	1600m	1400m	1200m	1000m	800m	600m	400m	200m	WP	Average	
		Position in running (margin)	2(1.2)	2(2.9)	2(2.3)	2(2.2)	2(1.9)	2(1.9)	2(2.2)	2(2.3)	2(2.1)	2(1.8)	2(1.3)		0.00
		Sectional time (s)	15.43	14.88	15.46	15.35	15.09	15.47	15.24	14.56	14.02	13.76	13.41		
		Cumulative time (s)	162.67	147.24	132.36	116.90	101.55	86.46	70.99	55.75	41.19	27.17	13.41	3:15.52	
		Speed (m/s)	12.96	13.44	12.94	13.03	13.25	12.93	13.12	13.74	14.27	14.53	14.91	13.30	
		Stride length (m)	6.06	6.29	6.19	6.27	6.43	6.24	6.30	6.57	6.60	6.65	6.58	6.30	
		Stride duration (s)	0.467	0.468	0.479	0.481	0.486	0.482	0.480	0.479	0.463	0.457	0.441	0.474	
		Stride efficiency (%)	57.31	61.86	59.88	61.41	64.67	60.82	61.93	67.47	68.10	69.07	67.57	61.97	
		Stride count	33.02	31.79	32.31	31.90	31.09	32.06	31.77	30.44	30.30	30.08	30.41	412.86	



Note: Horizontal distance axis grid lines are 200m furlongs.

Disclaimer.

HRNZ and NZMTC and Thoroughbred Ratings Pty Ltd accepts no responsibility for the completeness or accuracy of any of the information contained herein, and makes no representations about its suitability for any particular purpose. Users should make their own judgements about those matters and/or seek independent advice. You assume all risks associated with use of the data provided on this page.



Race Results



September 30, 2022, Race 7, GARRY THOMPSON HANDICAP TROT, Distance 2600m, Addington - Survey 3200m

Result	TAB no.	Horse (Barrier)	2600 to	2400m to
2nd	1	Matua Tana (2)	2400m	2200m
		Position in running (margin)	-	2(3.7)
		Sectional time (s)	16.86	15.45
		Cumulative time (s)	195.95	179.09
		Speed (m/s)	11.86	12.94
		Stride length (m)	5.75	6.42
		Stride duration (s)	0.481	0.496
		Stride efficiency (%)	51.68	64.31
		Stride count	34.78	31.18

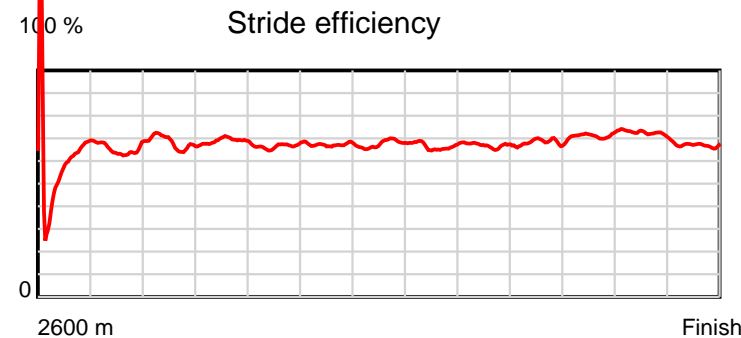
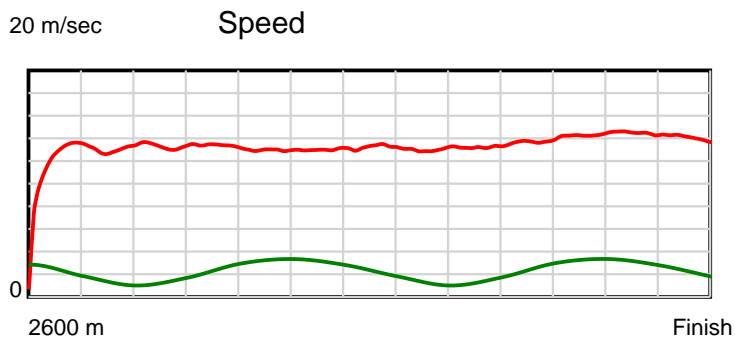
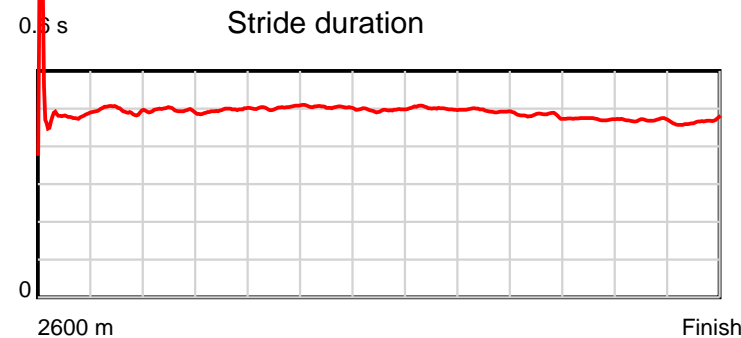
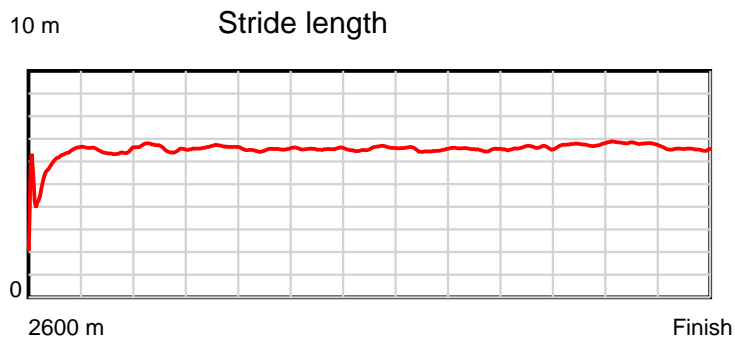
Disclaimer.

HRNZ and NZMTC and Thoroughbred Ratings Pty Ltd accepts no responsibility for the completeness or accuracy of any of the information contained herein, and makes no representations about its suitability for any particular purpose. Users should make their own judgements about those matters and/or seek independent advice. You assume all risks associated with use of the data provided on this page.

Race Results

September 30, 2022, Race 7, GARRY THOMPSON HANDICAP TROT, Distance 2600m, Addington - Survey 3200m

Result	TAB no.	Horse (Barrier)	2200m to	2000m to	1800m to	1600m to	1400m to	1200m to	1000m to	800m to	600m to	400m to	200m to	Total or	Margin
2nd	1	Matua Tana (2)	2000m	1800m	1600m	1400m	1200m	1000m	800m	600m	400m	200m	WP	Average	
		Position in running (margin)	1(0.0)	1(0.0)	1(0.0)	1(0.0)	1(0.0)	1(0.0)	1(0.0)	1(0.0)	1(0.0)	1(0.0)	1(0.0)		2.40
		Sectional time (s)	15.15	14.99	15.47	15.40	15.09	15.43	15.22	14.60	14.07	13.84	14.38		
		Cumulative time (s)	163.64	148.49	133.50	118.03	102.63	87.54	72.11	56.89	42.29	28.22	14.38	3:15.95	
		Speed (m/s)	13.20	13.34	12.93	12.99	13.25	12.96	13.14	13.70	14.21	14.45	13.91	13.27	
		Stride length (m)	6.52	6.60	6.50	6.52	6.58	6.47	6.48	6.58	6.70	6.76	6.46	6.48	
		Stride duration (s)	0.494	0.495	0.502	0.502	0.496	0.499	0.493	0.480	0.472	0.468	0.465	0.488	
		Stride efficiency (%)	66.51	68.09	65.97	66.42	67.66	65.48	65.64	67.72	70.21	71.47	65.29	65.61	
		Stride count	30.66	30.30	30.78	30.68	30.39	30.90	30.86	30.38	29.84	29.57	30.94	401.26	



Note: Horizontal distance axis grid lines are 200m furlongs.

Disclaimer.

HRNZ and NZMTC and Thoroughbred Ratings Pty Ltd accepts no responsibility for the completeness or accuracy of any of the information contained herein, and makes no representations about its suitability for any particular purpose. Users should make their own judgements about those matters and/or seek independent advice. You assume all risks associated with use of the data provided on this page.



Race Results



September 30, 2022, Race 7, GARRY THOMPSON HANDICAP TROT, Distance 2600m, Addington - Survey 3200m

Result	TAB no.	Horse (Barrier)	2600 to	2400m to
3rd	7	Midnight Dash (7)	2400m	2200m
		Position in running (margin)	-	6(13.6)
		Sectional time (s)	18.65	15.58
		Cumulative time (s)	196.46	177.81
		Speed (m/s)	10.72	12.84
		Stride length (m)	6.06	6.23
		Stride duration (s)	0.475	0.486
		Stride efficiency (%)	57.48	60.73
		Stride count	32.98	32.08

Disclaimer.

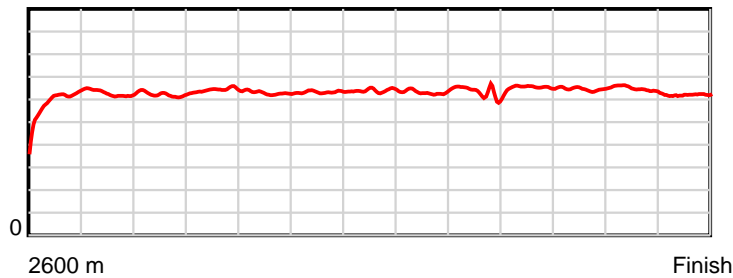
HRNZ and NZMTC and Thoroughbred Ratings Pty Ltd accepts no responsibility for the completeness or accuracy of any of the information contained herein, and makes no representations about its suitability for any particular purpose. Users should make their own judgements about those matters and/or seek independent advice. You assume all risks associated with use of the data provided on this page.

Race Results

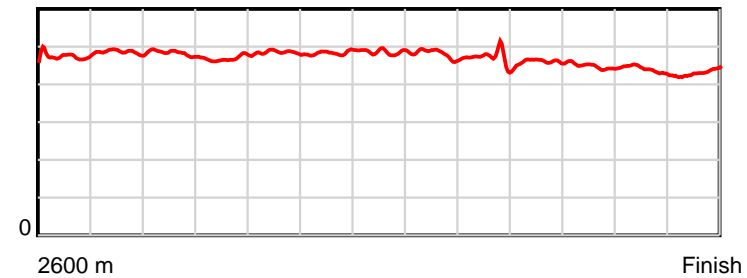
September 30, 2022, Race 7, GARRY THOMPSON HANDICAP TROT, Distance 2600m, Addington - Survey 3200m

Result	TAB no.	Horse (Barrier)	2200m to	2000m to	1800m to	1600m to	1400m to	1200m to	1000m to	800m to	600m to	400m to	200m to	Total or	Margin
3rd	7	Midnight Dash (7)	2000m	1800m	1600m	1400m	1200m	1000m	800m	600m	400m	200m	WP	Average	
		Position in running (margin)	6(10.6)	6(13.4)	6(11.1)	6(11.5)	6(10.8)	6(11.5)	6(10.0)	6(8.4)	5(5.6)	5(5.9)	4(4.6)		5.20
		Sectional time (s)	15.62	14.61	15.53	15.29	15.21	15.18	14.95	14.12	14.12	13.64	13.96		
		Cumulative time (s)	162.23	146.61	132.00	116.47	101.18	85.97	70.79	55.84	41.72	27.60	13.96	3:16.46	
		Speed (m/s)	12.80	13.69	12.88	13.08	13.15	13.18	13.38	14.16	14.16	14.66	14.33	13.23	
		Stride length (m)	6.19	6.41	6.24	6.32	6.39	6.32	6.27	6.53	6.33	6.43	6.20	6.30	
		Stride duration (s)	0.483	0.468	0.485	0.483	0.486	0.480	0.468	0.461	0.447	0.438	0.432	0.476	
		Stride efficiency (%)	59.87	64.25	60.91	62.49	63.87	62.51	61.34	66.54	62.70	64.62	59.98	62.04	
		Stride count	32.31	31.19	32.04	31.63	31.28	31.62	31.92	30.65	31.57	31.10	32.28	412.65	

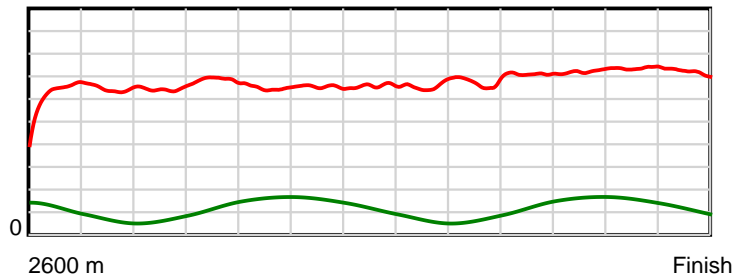
10 m Stride length



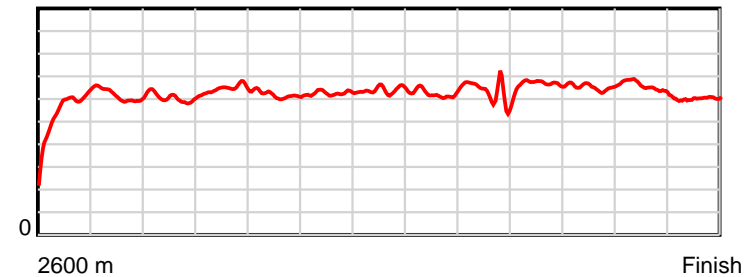
0.6 s Stride duration



20 m/sec Speed



100 % Stride efficiency



Note: Horizontal distance axis grid lines are 200m furlongs.

Disclaimer.

HRNZ and NZMTC and Thoroughbred Ratings Pty Ltd accepts no responsibility for the completeness or accuracy of any of the information contained herein, and makes no representations about its suitability for any particular purpose. Users should make their own judgements about those matters and/or seek independent advice. You assume all risks associated with use of the data provided on this page.



Race Results



September 30, 2022, Race 7, GARRY THOMPSON HANDICAP TROT, Distance 2600m, Addington - Survey 3200m

Result	TAB no.	Horse (Barrier)	2600 to	2400m to
4th	5	Enghien (8)	2400m	2200m
		Position in running (margin)	-	5(11.8)
		Sectional time (s)	18.52	15.59
		Cumulative time (s)	196.52	178.00
		Speed (m/s)	10.80	12.83
		Stride length (m)	5.67	6.07
		Stride duration (s)	0.460	0.473
		Stride efficiency (%)	50.30	57.62
		Stride count	35.25	32.94

Disclaimer.

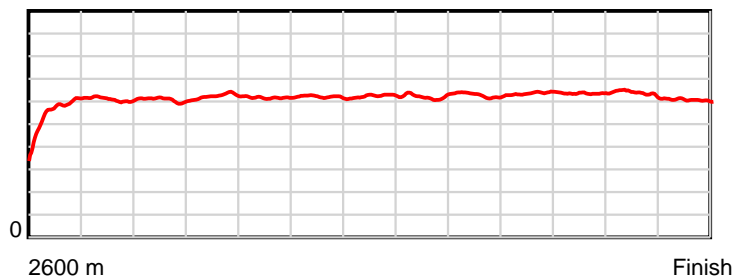
HRNZ and NZMTC and Thoroughbred Ratings Pty Ltd accepts no responsibility for the completeness or accuracy of any of the information contained herein, and makes no representations about its suitability for any particular purpose. Users should make their own judgements about those matters and/or seek independent advice. You assume all risks associated with use of the data provided on this page.

Race Results

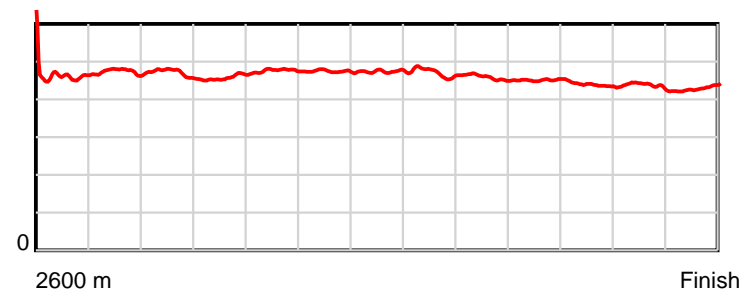
September 30, 2022, Race 7, GARRY THOMPSON HANDICAP TROT, Distance 2600m, Addington - Survey 3200m

Result	TAB no.	Horse (Barrier)	2200m to	2000m to	1800m to	1600m to	1400m to	1200m to	1000m to	800m to	600m to	400m to	200m to	Total or	Margin
4th	5	Enghien (8)	2000m	1800m	1600m	1400m	1200m	1000m	800m	600m	400m	200m	WP	Average	
		Position in running (margin)	5(8.8)	5(11.5)	5(9.3)	5(9.8)	5(9.0)	5(9.3)	5(8.2)	4(6.0)	3(3.6)	3(3.5)	3(3.2)		5.60
		Sectional time (s)	15.60	14.62	15.55	15.27	15.15	15.23	14.86	14.18	14.06	13.79	14.10		
		Cumulative time (s)	162.41	146.81	132.19	116.64	101.37	86.22	70.99	56.13	41.95	27.89	14.10	3:16.52	
		Speed (m/s)	12.82	13.68	12.86	13.10	13.20	13.13	13.46	14.10	14.22	14.50	14.18	13.23	
		Stride length (m)	6.04	6.26	6.13	6.21	6.26	6.18	6.17	6.36	6.23	6.32	6.10	6.15	
		Stride duration (s)	0.471	0.458	0.476	0.474	0.474	0.471	0.458	0.451	0.438	0.436	0.430	0.465	
		Stride efficiency (%)	56.97	61.26	58.67	60.25	61.15	59.64	59.42	63.21	60.59	62.44	58.18	59.08	
		Stride count	33.12	31.94	32.64	32.21	31.97	32.37	32.43	31.45	32.12	31.64	32.78	422.86	

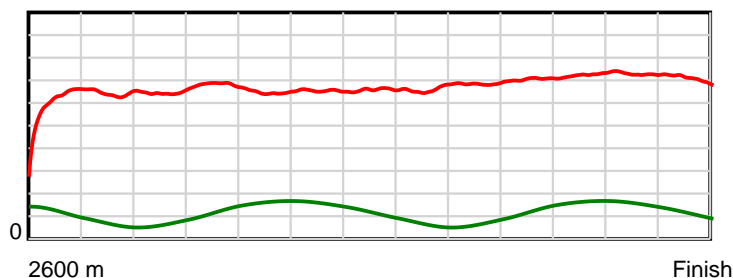
10 m Stride length



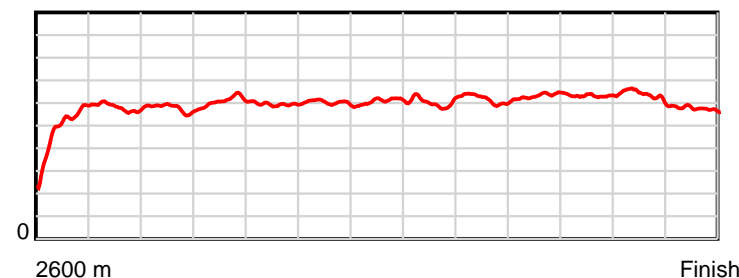
0.6 s Stride duration



20 m/sec Speed



100 % Stride efficiency



Note: Horizontal distance axis grid lines are 200m furlongs.

Disclaimer.

HRNZ and NZMTC and Thoroughbred Ratings Pty Ltd accepts no responsibility for the completeness or accuracy of any of the information contained herein, and makes no representations about its suitability for any particular purpose. Users should make their own judgements about those matters and/or seek independent advice. You assume all risks associated with use of the data provided on this page.



Race Results



September 30, 2022, Race 7, GARRY THOMPSON HANDICAP TROT, Distance 2600m, Addington - Survey 3200m

Result	TAB no.	Horse (Barrier)	2600 to	2400m to
5th	4	The Dominator (3)	2400m	2200m
		Position in running (margin)	-	4(9.2)
		Sectional time (s)	17.83	15.53
		Cumulative time (s)	197.12	179.29
		Speed (m/s)	11.21	12.88
		Stride length (m)	5.99	6.31
		Stride duration (s)	0.482	0.490
		Stride efficiency (%)	56.12	62.20
		Stride count	33.37	31.70

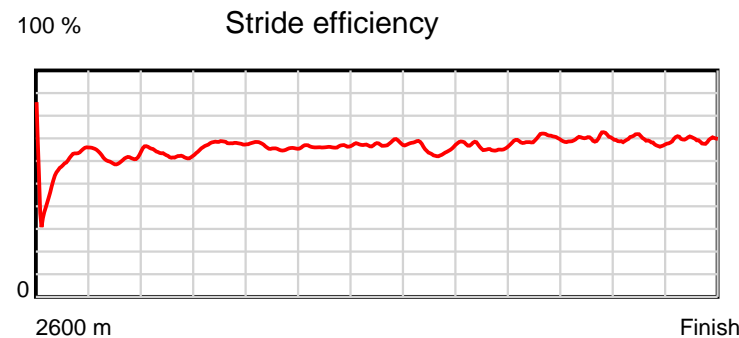
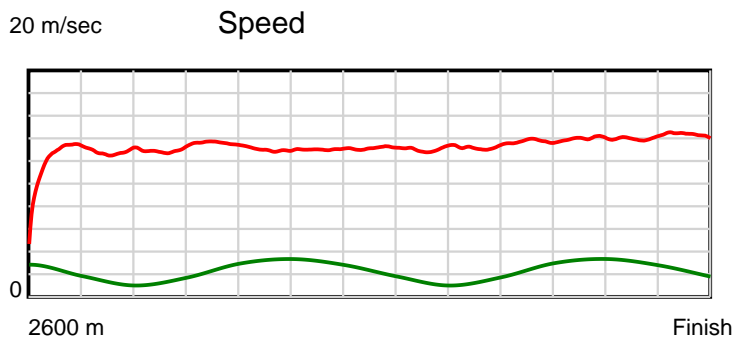
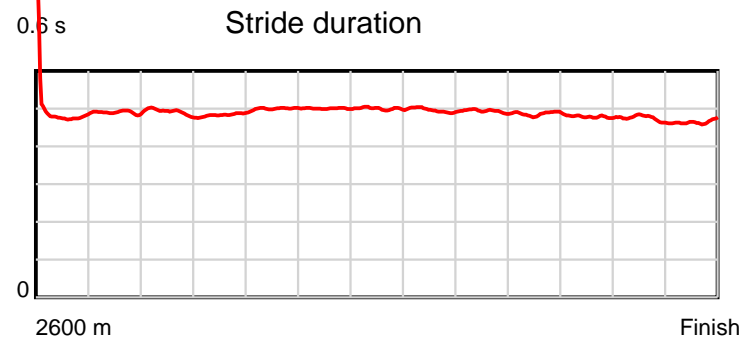
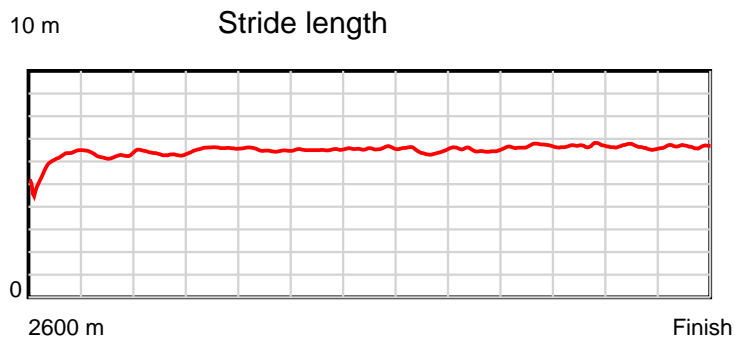
Disclaimer.

HRNZ and NZMTC and Thoroughbred Ratings Pty Ltd accepts no responsibility for the completeness or accuracy of any of the information contained herein, and makes no representations about its suitability for any particular purpose. Users should make their own judgements about those matters and/or seek independent advice. You assume all risks associated with use of the data provided on this page.

Race Results

September 30, 2022, Race 7, GARRY THOMPSON HANDICAP TROT, Distance 2600m, Addington - Survey 3200m

Result	TAB no.	Horse (Barrier)	2200m to	2000m to	1800m to	1600m to	1400m to	1200m to	1000m to	800m to	600m to	400m to	200m to	Total or	Margin
5th	4	The Dominator (3)	2000m	1800m	1600m	1400m	1200m	1000m	800m	600m	400m	200m	WP	Average	
		Position in running (margin)	4(5.9)	4(8.7)	4(6.8)	4(8.2)	4(6.7)	4(7.2)	4(6.9)	5(6.7)	6(6.4)	6(7.8)	6(8.9)		8.90
		Sectional time (s)	15.62	14.68	15.69	15.15	15.17	15.39	15.18	14.54	14.32	14.02	14.00		
		Cumulative time (s)	163.76	148.14	133.46	117.77	102.62	87.45	72.06	56.88	42.34	28.02	14.00	3:17.12	
		Speed (m/s)	12.80	13.62	12.75	13.20	13.18	13.00	13.18	13.76	13.97	14.27	14.29	13.19	
		Stride length (m)	6.29	6.59	6.38	6.60	6.59	6.44	6.50	6.69	6.68	6.76	6.65	6.49	
		Stride duration (s)	0.491	0.484	0.500	0.500	0.500	0.496	0.493	0.486	0.478	0.474	0.466	0.492	
		Stride efficiency (%)	61.84	67.94	63.52	68.13	67.92	64.89	65.96	69.94	69.70	71.41	69.16	65.85	
		Stride count	31.79	30.33	31.37	30.29	30.34	31.04	30.78	29.90	29.95	29.59	30.06	400.51	



Note: Horizontal distance axis grid lines are 200m furlongs.

Disclaimer.

HRNZ and NZMTC and Thoroughbred Ratings Pty Ltd accepts no responsibility for the completeness or accuracy of any of the information contained herein, and makes no representations about its suitability for any particular purpose. Users should make their own judgements about those matters and/or seek independent advice. You assume all risks associated with use of the data provided on this page.



Race Results



September 30, 2022, Race 7, GARRY THOMPSON HANDICAP TROT, Distance 2600m, Addington - Survey 3200m

Result	TAB no.	Horse (Barrier)	2600 to	2400m to
6th	2	Andy Hall (6)	2400m	2200m
		Position in running (margin)	-	3(6.3)
		Sectional time (s)	17.40	15.61
		Cumulative time (s)	197.22	179.82
		Speed (m/s)	11.49	12.81
		Stride length (m)	5.57	6.23
		Stride duration (s)	0.491	0.486
		Stride efficiency (%)	48.47	60.61
		Stride count	35.91	32.11

Disclaimer.

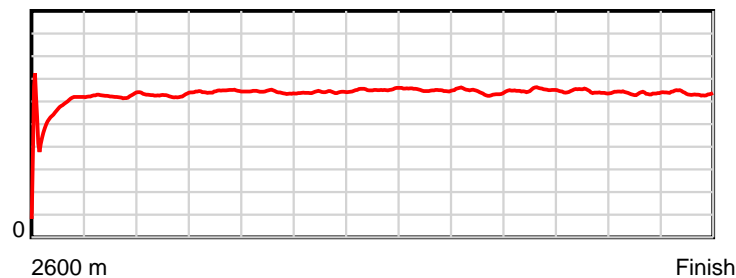
HRNZ and NZMTC and Thoroughbred Ratings Pty Ltd accepts no responsibility for the completeness or accuracy of any of the information contained herein, and makes no representations about its suitability for any particular purpose. Users should make their own judgements about those matters and/or seek independent advice. You assume all risks associated with use of the data provided on this page.

Race Results

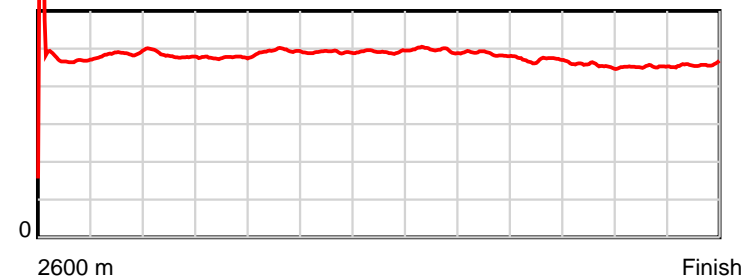
September 30, 2022, Race 7, GARRY THOMPSON HANDICAP TROT, Distance 2600m, Addington - Survey 3200m

Result	TAB no.	Horse (Barrier)	2200m to	2000m to	1800m to	1600m to	1400m to	1200m to	1000m to	800m to	600m to	400m to	200m to	Total or	Margin
6th	2	Andy Hall (6)	2000m	1800m	1600m	1400m	1200m	1000m	800m	600m	400m	200m	WP	Average	
		Position in running (margin)	3(3.5)	3(5.8)	3(4.8)	3(4.8)	3(4.1)	3(4.2)	3(4.1)	3(4.8)	4(4.3)	4(4.9)	5(6.2)		9.50
		Sectional time (s)	15.53	14.82	15.47	15.28	15.12	15.41	15.33	14.52	14.16	14.07	14.50		
		Cumulative time (s)	164.21	148.68	133.86	118.39	103.11	87.99	72.58	57.25	42.73	28.57	14.50	3:17.22	
		Speed (m/s)	12.88	13.50	12.93	13.09	13.23	12.98	13.05	13.77	14.12	14.21	13.79	13.18	
		Stride length (m)	6.21	6.43	6.38	6.42	6.50	6.44	6.35	6.48	6.44	6.42	6.31	6.31	
		Stride duration (s)	0.482	0.476	0.493	0.490	0.492	0.496	0.487	0.470	0.456	0.452	0.458	0.479	
		Stride efficiency (%)	60.25	64.58	63.53	64.42	66.09	64.80	62.96	65.55	64.74	64.38	62.30	62.24	
		Stride count	32.21	31.11	31.37	31.15	30.75	31.06	31.51	30.88	31.07	31.16	31.67	411.96	

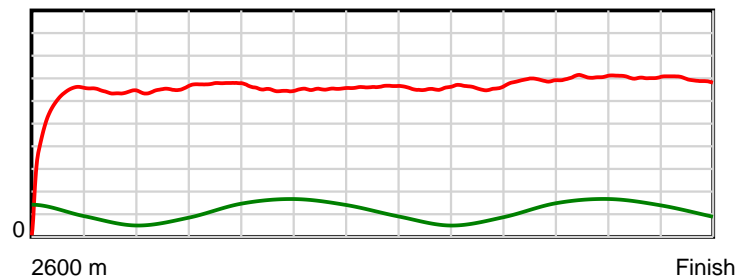
10 m Stride length



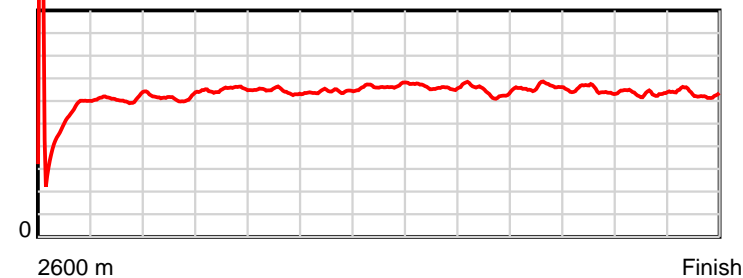
0.5 s Stride duration



20 m/sec Speed



100 % Stride efficiency



Note: Horizontal distance axis grid lines are 200m furlongs.

Disclaimer.

HRNZ and NZMTC and Thoroughbred Ratings Pty Ltd accepts no responsibility for the completeness or accuracy of any of the information contained herein, and makes no representations about its suitability for any particular purpose. Users should make their own judgements about those matters and/or seek independent advice. You assume all risks associated with use of the data provided on this page.



Race Results



September 30, 2022, Race 7, GARRY THOMPSON HANDICAP TROT, Distance 2600m, Addington - Survey 3200m

Result	TAB no.	Horse (Barrier)	2600 to	2400m to
7th	6	Habibi Inta (4)	2400m	2200m
		Position in running (margin)	-	7(15.9)
		Sectional time (s)	19.06	15.65
		Cumulative time (s)	198.88	179.82
		Speed (m/s)	10.49	12.78
		Stride length (m)	5.88	6.26
		Stride duration (s)	0.470	0.490
		Stride efficiency (%)	54.11	61.20
		Stride count	33.99	31.96

Disclaimer.

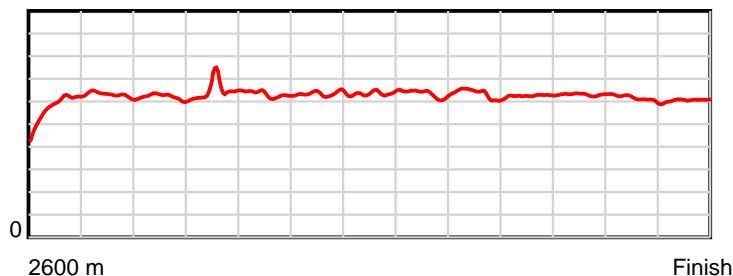
HRNZ and NZMTC and Thoroughbred Ratings Pty Ltd accepts no responsibility for the completeness or accuracy of any of the information contained herein, and makes no representations about its suitability for any particular purpose. Users should make their own judgements about those matters and/or seek independent advice. You assume all risks associated with use of the data provided on this page.

Race Results

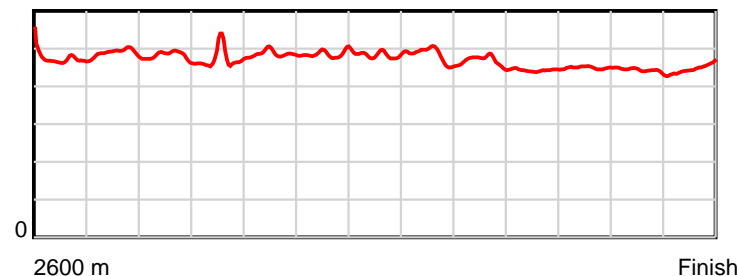
September 30, 2022, Race 7, GARRY THOMPSON HANDICAP TROT, Distance 2600m, Addington - Survey 3200m

Result	TAB no.	Horse (Barrier)	2200m to	2000m to	1800m to	1600m to	1400m to	1200m to	1000m to	800m to	600m to	400m to	200m to	Total or	Margin
7th	6	Habibi Inta (4)	2000m	1800m	1600m	1400m	1200m	1000m	800m	600m	400m	200m	WP	Average	
		Position in running (margin)	7(13.3)	7(15.8)	7(13.1)	7(13.5)	7(12.8)	7(13.4)	8(12.5)	7(11.1)	7(8.3)	7(10.1)	7(13.5)		18.60
		Sectional time (s)	15.57	14.53	15.54	15.28	15.18	15.28	14.98	14.13	14.38	14.40	14.90		
		Cumulative time (s)	164.17	148.60	134.07	118.53	103.25	88.07	72.79	57.81	43.68	29.30	14.90	3:18.88	
		Speed (m/s)	12.85	13.76	12.87	13.09	13.18	13.09	13.35	14.15	13.91	13.89	13.42	13.07	
		Stride length (m)	6.18	6.47	6.26	6.37	6.37	6.30	6.22	6.27	6.26	6.13	6.04	6.23	
		Stride duration (s)	0.481	0.470	0.486	0.487	0.484	0.481	0.466	0.443	0.450	0.442	0.450	0.476	
		Stride efficiency (%)	59.62	65.32	61.24	63.43	63.45	61.93	60.54	61.42	61.18	58.73	56.99	60.61	
		Stride count	32.38	30.93	31.95	31.39	31.39	31.77	32.13	31.90	31.96	32.62	33.12	417.49	

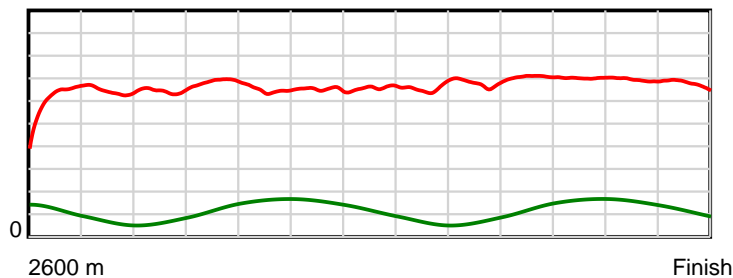
10 m Stride length



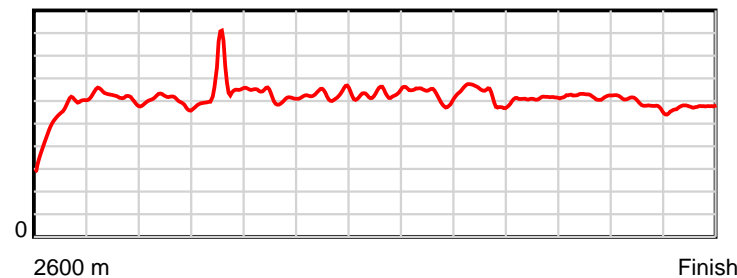
0.6 s Stride duration



20 m/sec Speed



100 % Stride efficiency



Note: Horizontal distance axis grid lines are 200m furlongs.

Disclaimer.

HRNZ and NZMTC and Thoroughbred Ratings Pty Ltd accepts no responsibility for the completeness or accuracy of any of the information contained herein, and makes no representations about its suitability for any particular purpose. Users should make their own judgements about those matters and/or seek independent advice. You assume all risks associated with use of the data provided on this page.



Race Results



September 30, 2022, Race 7, GARRY THOMPSON HANDICAP TROT, Distance 2600m, Addington - Survey 3200m

Result	TAB no.	Horse (Barrier)	2600 to	2400m to
8th	9	Sundees Son (5)	2400m	2200m
		Position in running (margin)	-	8(18.5)
		Sectional time (s)	19.60	15.64
		Cumulative time (s)	201.12	181.52
		Speed (m/s)	10.20	12.79
		Stride length (m)	5.62	5.69
		Stride duration (s)	0.435	0.445
		Stride efficiency (%)	49.33	50.54
		Stride count	35.60	35.17

Disclaimer.

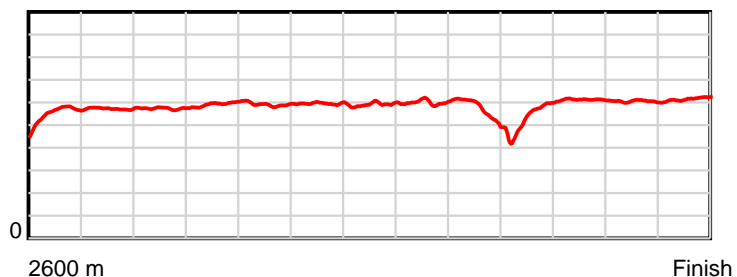
HRNZ and NZMTC and Thoroughbred Ratings Pty Ltd accepts no responsibility for the completeness or accuracy of any of the information contained herein, and makes no representations about its suitability for any particular purpose. Users should make their own judgements about those matters and/or seek independent advice. You assume all risks associated with use of the data provided on this page.

Race Results

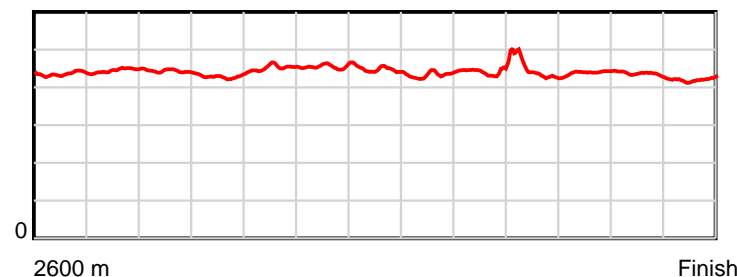
September 30, 2022, Race 7, GARRY THOMPSON HANDICAP TROT, Distance 2600m, Addington - Survey 3200m

Result	TAB no.	Horse (Barrier)	2200m to	2000m to	1800m to	1600m to	1400m to	1200m to	1000m to	800m to	600m to	400m to	200m to	Total or	Margin
8th	9	Sundees Son (5)	2000m	1800m	1600m	1400m	1200m	1000m	800m	600m	400m	200m	WP	Average	
		Position in running (margin)	8(15.9)	8(18.9)	8(16.1)	8(16.1)	8(15.2)	8(15.0)	7(10.6)	8(16.8)	8(29.7)	8(32.1)	8(34.2)		31.10
		Sectional time (s)	15.65	14.53	15.46	15.26	15.05	14.69	16.25	16.75	14.47	14.20	13.57		
		Cumulative time (s)	165.88	150.23	135.70	120.24	104.98	89.93	75.24	58.99	42.24	27.77	13.57	3:21.12	
		Speed (m/s)	12.78	13.76	12.94	13.11	13.29	13.61	12.31	11.94	13.82	14.08	14.74	12.93	
		Stride length (m)	5.66	5.90	5.85	5.97	5.94	5.90	5.38	5.29	6.09	6.12	6.21	5.80	
		Stride duration (s)	0.443	0.429	0.452	0.455	0.447	0.433	0.437	0.443	0.440	0.434	0.421	0.449	
		Stride efficiency (%)	50.12	54.46	53.46	55.67	55.13	54.39	45.16	43.77	57.88	58.55	60.29	52.64	
		Stride count	35.31	33.88	34.19	33.51	33.67	33.90	37.20	37.79	32.86	32.67	32.20	447.95	

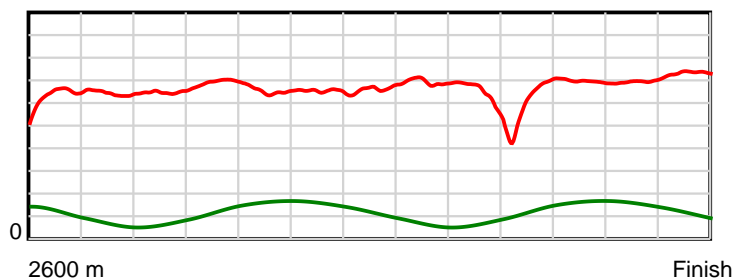
10 m Stride length



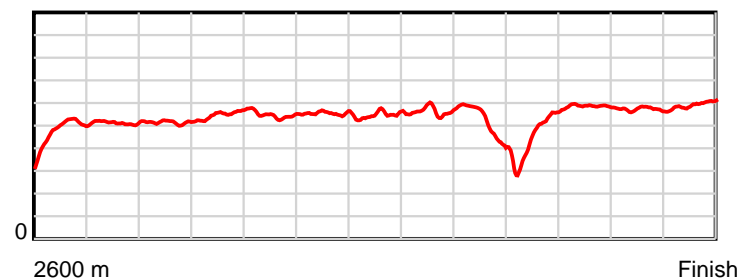
0.6 s Stride duration



20 m/sec Speed



100 % Stride efficiency



Note: Horizontal distance axis grid lines are 200m furlongs.

Disclaimer.

HRNZ and NZMTC and Thoroughbred Ratings Pty Ltd accepts no responsibility for the completeness or accuracy of any of the information contained herein, and makes no representations about its suitability for any particular purpose. Users should make their own judgements about those matters and/or seek independent advice. You assume all risks associated with use of the data provided on this page.



Race Results



September 30, 2022, Race 7, GARRY THOMPSON HANDICAP TROT, Distance 2600m, Addington - Survey 3200m

Result	TAB no.	Horse (Barrier)	2600 to	2400m to
9th	8	Muscle Mountai... (1)	2400m	2200m
		Position in running (margin)	-	9(66.0)
		Sectional time (s)	27.33	15.14
		Cumulative time (s)	207.26	179.93
		Speed (m/s)	7.32	13.21
		Stride length (m)	4.37	6.60
		Stride duration (s)	0.500	0.499
		Stride efficiency (%)	29.82	67.97
		Stride count	45.79	30.32

Disclaimer.

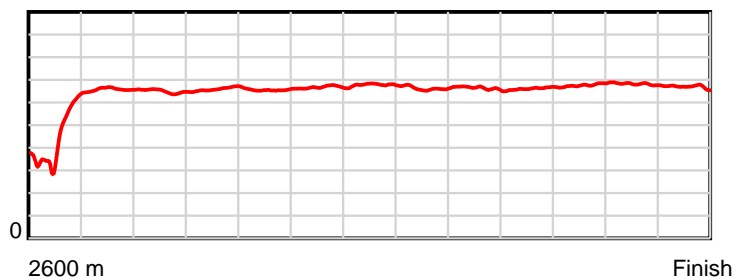
HRNZ and NZMTC and Thoroughbred Ratings Pty Ltd accepts no responsibility for the completeness or accuracy of any of the information contained herein, and makes no representations about its suitability for any particular purpose. Users should make their own judgements about those matters and/or seek independent advice. You assume all risks associated with use of the data provided on this page.

Race Results

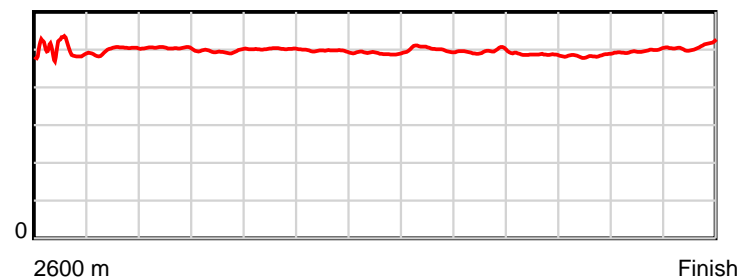
September 30, 2022, Race 7, GARRY THOMPSON HANDICAP TROT, Distance 2600m, Addington - Survey 3200m

Result	TAB no.	Horse (Barrier)	2200m to	2000m to	1800m to	1600m to	1400m to	1200m to	1000m to	800m to	600m to	400m to	200m to	Total or	Margin
9th	8	Muscle Mountai... (1)	2000m	1800m	1600m	1400m	1200m	1000m	800m	600m	400m	200m	WP	Average	
		Position in running (margin)	9(60.3)	9(63.0)	9(63.3)	9(63.1)	9(59.0)	9(55.0)	9(53.6)	9(52.8)	9(53.7)	9(56.1)	9(60.7)		65.20
		Sectional time (s)	15.60	15.04	15.44	14.70	14.43	15.19	15.08	14.74	14.47	14.61	15.49		
		Cumulative time (s)	164.79	149.19	134.15	118.71	104.01	89.58	74.39	59.31	44.57	30.10	15.49	3:27.26	
		Speed (m/s)	12.82	13.30	12.95	13.61	13.86	13.17	13.26	13.57	13.82	13.69	12.91	12.54	
		Stride length (m)	6.47	6.60	6.50	6.75	6.80	6.60	6.57	6.61	6.69	6.80	6.58	6.38	
		Stride duration (s)	0.504	0.496	0.502	0.497	0.491	0.502	0.496	0.487	0.484	0.497	0.510	0.508	
		Stride efficiency (%)	65.33	68.00	66.00	71.30	72.26	68.13	67.52	68.18	70.04	72.31	67.73	63.52	
		Stride count	30.93	30.32	30.77	29.61	29.41	30.29	30.43	30.28	29.87	29.40	30.38	407.80	

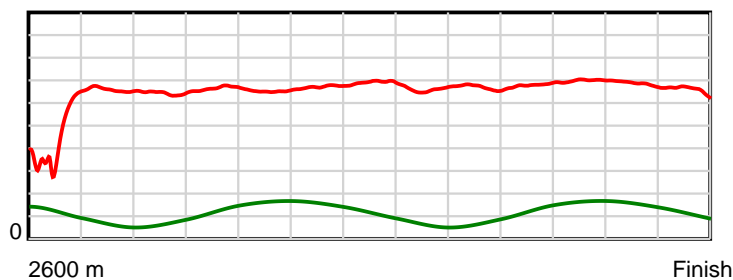
10 m Stride length



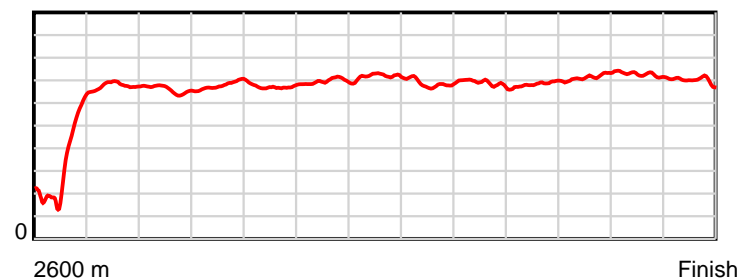
0.6 s Stride duration



20 m/sec Speed



100 % Stride efficiency



Note: Horizontal distance axis grid lines are 200m furlongs.

Disclaimer.

HRNZ and NZMTC and Thoroughbred Ratings Pty Ltd accepts no responsibility for the completeness or accuracy of any of the information contained herein, and makes no representations about its suitability for any particular purpose. Users should make their own judgements about those matters and/or seek independent advice. You assume all risks associated with use of the data provided on this page.