



## Race Results

NZ Metropolitan Trotting Club Inc, HRNZ, September 30, 2022

Compilation date: September 30, 2022, 8:59:25 PM (NZDT)

Copyright © 2022 HRNZ and NZMTC. All rights reserved.

### Trademarks.

StrideMASTER is a registered trademark of Thoroughbred Ratings Pty Ltd.

### Disclaimer.

HRNZ and NZMTC and Thoroughbred Ratings Pty Ltd accepts no responsibility for the completeness or accuracy of any of the information contained herein, and makes no representations about its suitability for any particular purpose. Users should make their own judgements about those matters and/or seek independent advice. You assume all risks associated with use of the data provided on this page.



# Race Results



September 30, 2022, Race 9, , Distance 2600m, Addington - Survey 3200m

Result	TAB no.	Horse (Barrier)	2600 to	2400m to
1st	3	<b>B D Joe (4)</b>	<b>2400m</b>	<b>2200m</b>
		Position in running (margin)	-	4(2.3)
		Sectional time (s)	15.90	14.15
		Cumulative time (s)	193.54	177.64
		Speed (m/s)	12.58	14.13
		Stride length (m)	6.00	6.66
		Stride duration (s)	0.478	0.472
		Stride efficiency (%)	56.17	69.40
		Stride count	33.36	30.01

#### Disclaimer.

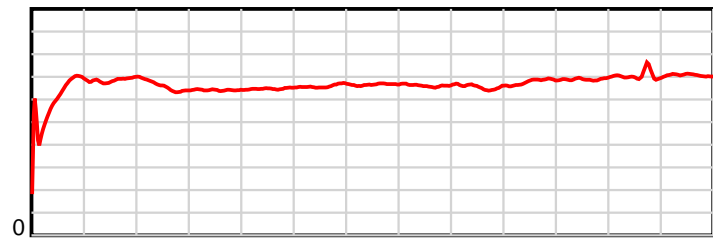
HRNZ and NZMTC and Thoroughbred Ratings Pty Ltd accepts no responsibility for the completeness or accuracy of any of the information contained herein, and makes no representations about its suitability for any particular purpose. Users should make their own judgements about those matters and/or seek independent advice. You assume all risks associated with use of the data provided on this page.

# Race Results

September 30, 2022, Race 9, , Distance 2600m, Addington - Survey 3200m

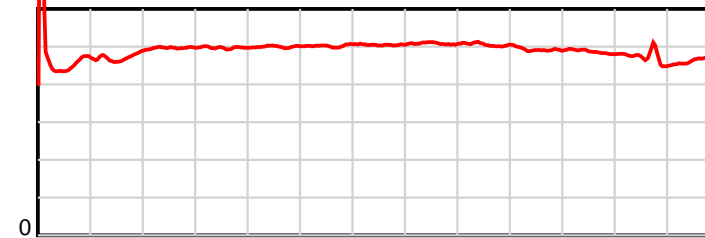
Result	TAB no.	Horse (Barrier)	2200m to	2000m to	1800m to	1600m to	1400m to	1200m to	1000m to	800m to	600m to	400m to	200m to	Total or	Margin
1st	3	B D Joe (4)	2000m	1800m	1600m	1400m	1200m	1000m	800m	600m	400m	200m	WP	Average	
		Position in running (margin)	1(0.0)	1(0.0)	1(0.0)	1(0.0)	1(0.0)	1(0.0)	1(0.0)	1(0.0)	1(0.0)	1(0.0)	1(0.0)		0.00
		Sectional time (s)	15.42	15.62	15.58	15.24	15.19	15.54	15.61	14.45	14.17	13.31	13.36		
		Cumulative time (s)	163.49	148.07	132.45	116.87	101.63	86.44	70.90	55.29	40.84	26.67	13.36	3:13.54	
		Speed (m/s)	12.97	12.80	12.84	13.12	13.17	12.87	12.81	13.84	14.11	15.03	14.97	13.43	
		Stride length (m)	6.45	6.37	6.42	6.59	6.65	6.55	6.46	6.80	6.86	7.03	6.99	6.59	
		Stride duration (s)	0.497	0.497	0.500	0.502	0.505	0.509	0.505	0.492	0.486	0.468	0.467	0.491	
		Stride efficiency (%)	64.93	63.34	64.40	67.78	69.09	66.94	65.31	72.28	73.51	77.30	76.25	67.86	
		Stride count	31.03	31.41	31.16	30.37	30.08	30.56	30.94	29.41	29.16	28.44	28.63	394.56	

10 m Stride length



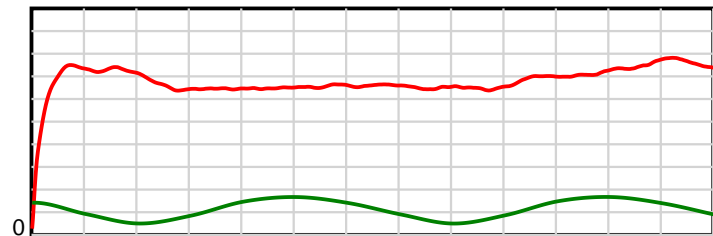
2600 m Finish

0.5 s Stride duration



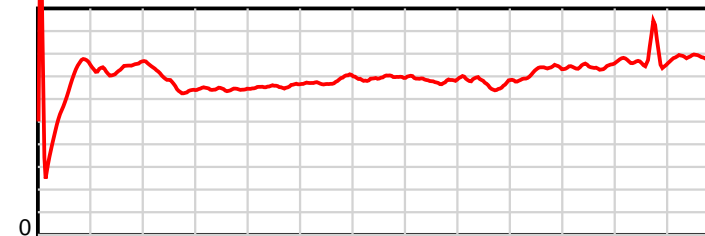
2600 m Finish

20 m/sec Speed



2600 m Finish

100 % Stride efficiency



2600 m Finish

Note: Horizontal distance axis grid lines are 200m furlongs.

## Disclaimer.

HRNZ and NZMTC and Thoroughbred Ratings Pty Ltd accepts no responsibility for the completeness or accuracy of any of the information contained herein, and makes no representations about its suitability for any particular purpose. Users should make their own judgements about those matters and/or seek independent advice. You assume all risks associated with use of the data provided on this page.



# Race Results



September 30, 2022, Race 9, , Distance 2600m, Addington - Survey 3200m

Result	TAB no.	Horse (Barrier)	2600 to 2400m	2400m to 2200m
2nd	5	<b>Spankem (6)</b>		
		Position in running (margin)	-	1(0.0)
		Sectional time (s)	15.70	14.87
		Cumulative time (s)	193.68	177.98
		Speed (m/s)	12.74	13.45
		Stride length (m)	5.56	5.96
		Stride duration (s)	0.420	0.443
		Stride efficiency (%)	48.39	55.44
		Stride count	35.94	33.58

#### Disclaimer.

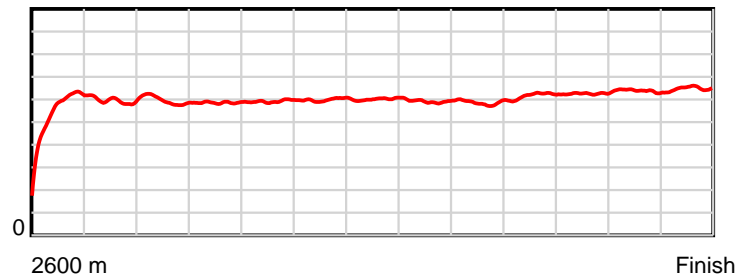
HRNZ and NZMTC and Thoroughbred Ratings Pty Ltd accepts no responsibility for the completeness or accuracy of any of the information contained herein, and makes no representations about its suitability for any particular purpose. Users should make their own judgements about those matters and/or seek independent advice. You assume all risks associated with use of the data provided on this page.

# Race Results

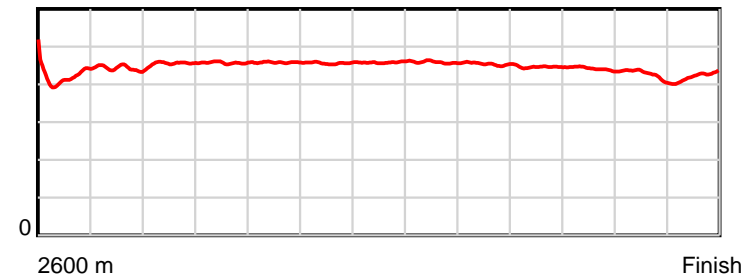
September 30, 2022, Race 9, , Distance 2600m, Addington - Survey 3200m

Result	TAB no.	Horse (Barrier)	2200m to	2000m to	1800m to	1600m to	1400m to	1200m to	1000m to	800m to	600m to	400m to	200m to	Total or	Margin
2nd	5	<b>Spankem (6)</b>	<b>2000m</b>	<b>1800m</b>	<b>1600m</b>	<b>1400m</b>	<b>1200m</b>	<b>1000m</b>	<b>800m</b>	<b>600m</b>	<b>400m</b>	<b>200m</b>	<b>WP</b>	<b>Average</b>	
		Position in running (margin)	2(2.0)	2(1.9)	2(1.8)	2(2.0)	2(1.8)	2(2.0)	2(1.8)	2(1.5)	3(1.7)	3(1.7)	3(2.1)		0.80
		Sectional time (s)	15.40	15.60	15.61	15.22	15.21	15.51	15.56	14.48	14.16	13.37	12.99		
		Cumulative time (s)	163.11	147.71	132.11	116.50	101.28	86.07	70.56	55.00	40.52	26.36	12.99	3:13.68	
		Speed (m/s)	12.99	12.82	12.81	13.14	13.15	12.89	12.85	13.81	14.12	14.96	15.40	13.42	
		Stride length (m)	5.92	5.86	5.87	6.00	6.02	5.91	5.84	6.16	6.23	6.37	6.50	6.01	
		Stride duration (s)	0.456	0.457	0.458	0.456	0.458	0.458	0.454	0.446	0.441	0.426	0.422	0.447	
		Stride efficiency (%)	54.78	53.74	53.76	56.23	56.66	54.62	53.34	59.24	60.73	63.49	66.05	56.39	
		Stride count	33.78	34.10	34.10	33.34	33.21	33.83	34.23	32.48	32.08	31.38	30.76	432.81	

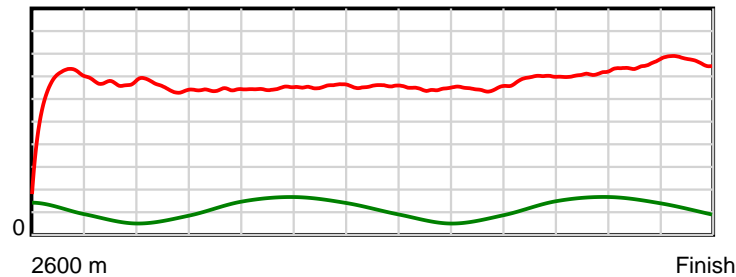
10 m Stride length



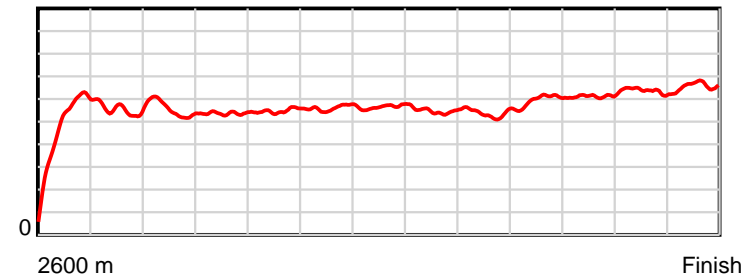
0.6 s Stride duration



20 m/sec Speed



100 % Stride efficiency



Note: Horizontal distance axis grid lines are 200m furlongs.

## Disclaimer.

HRNZ and NZMTC and Thoroughbred Ratings Pty Ltd accepts no responsibility for the completeness or accuracy of any of the information contained herein, and makes no representations about its suitability for any particular purpose. Users should make their own judgements about those matters and/or seek independent advice. You assume all risks associated with use of the data provided on this page.



# Race Results



September 30, 2022, Race 9, , Distance 2600m, Addington - Survey 3200m

Result	TAB no.	Horse (Barrier)	2600 to	2400m to
3rd	2	<b>Self Assured (3)</b>	<b>2400m</b>	<b>2200m</b>
		Position in running (margin)	-	5(2.6)
		Sectional time (s)	15.99	14.77
		Cumulative time (s)	193.73	177.74
		Speed (m/s)	12.51	13.54
		Stride length (m)	5.37	6.10
		Stride duration (s)	0.423	0.450
		Stride efficiency (%)	45.08	58.12
		Stride count	37.24	32.79

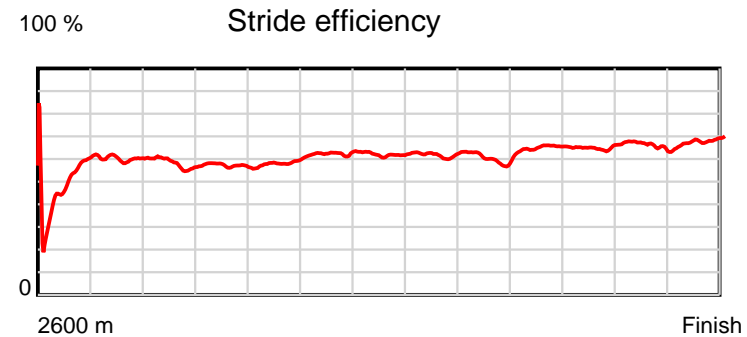
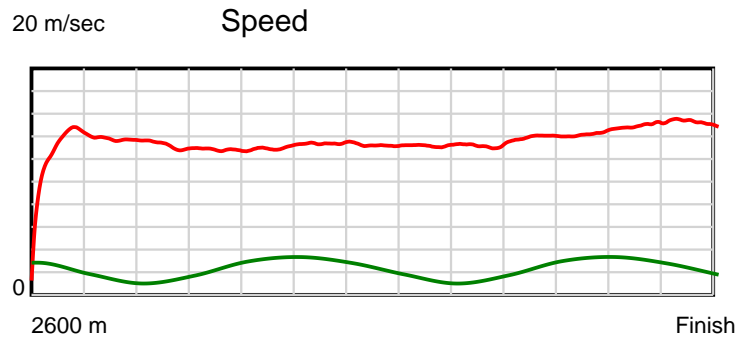
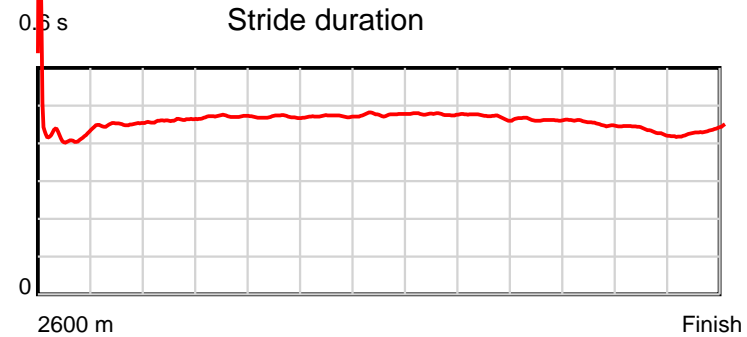
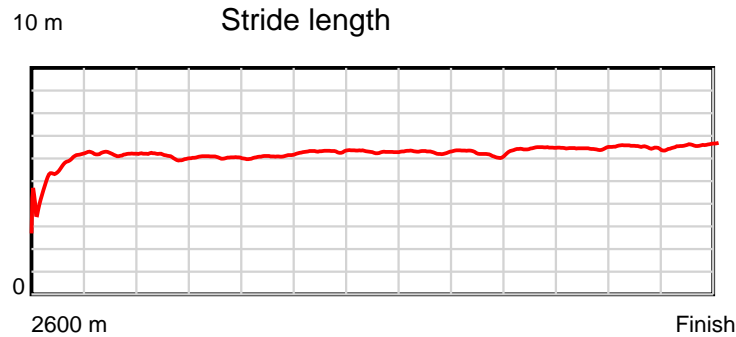
#### Disclaimer.

HRNZ and NZMTC and Thoroughbred Ratings Pty Ltd accepts no responsibility for the completeness or accuracy of any of the information contained herein, and makes no representations about its suitability for any particular purpose. Users should make their own judgements about those matters and/or seek independent advice. You assume all risks associated with use of the data provided on this page.

# Race Results

September 30, 2022, Race 9, , Distance 2600m, Addington - Survey 3200m

Result	TAB no.	Horse (Barrier)	2200m to	2000m to	1800m to	1600m to	1400m to	1200m to	1000m to	800m to	600m to	400m to	200m to	Total or	Margin
3rd	2	<b>Self Assured (3)</b>	<b>2000m</b>	<b>1800m</b>	<b>1600m</b>	<b>1400m</b>	<b>1200m</b>	<b>1000m</b>	<b>800m</b>	<b>600m</b>	<b>400m</b>	<b>200m</b>	<b>WP</b>	<b>Average</b>	
		Position in running (margin)	3(4.0)	4(4.0)	3(3.6)	4(4.4)	3(3.9)	3(3.7)	3(3.1)	3(2.1)	2(1.0)	2(1.3)	2(1.8)		1.10
		Sectional time (s)	15.43	15.56	15.71	15.15	15.15	15.44	15.45	14.27	14.21	13.40	13.20		
		Cumulative time (s)	162.97	147.54	131.98	116.27	101.12	85.97	70.53	55.08	40.81	26.60	13.20	3:13.73	
		Speed (m/s)	12.96	12.85	12.73	13.20	13.20	12.95	12.94	14.02	14.07	14.93	15.15	13.42	
		Stride length (m)	5.98	6.06	5.98	6.23	6.30	6.18	6.09	6.48	6.36	6.45	6.57	6.15	
		Stride duration (s)	0.461	0.472	0.470	0.472	0.477	0.477	0.471	0.463	0.452	0.432	0.434	0.458	
		Stride efficiency (%)	55.84	57.45	55.95	60.61	61.96	59.75	58.00	65.64	63.27	65.05	67.49	59.13	
		Stride count	33.46	32.99	33.43	32.11	31.76	32.34	32.83	30.86	31.43	31.00	30.43	422.67	



Note: Horizontal distance axis grid lines are 200m furlongs.

#### Disclaimer.

HRNZ and NZMTC and Thoroughbred Ratings Pty Ltd accepts no responsibility for the completeness or accuracy of any of the information contained herein, and makes no representations about its suitability for any particular purpose. Users should make their own judgements about those matters and/or seek independent advice. You assume all risks associated with use of the data provided on this page.



# Race Results



September 30, 2022, Race 9, , Distance 2600m, Addington - Survey 3200m

Result	TAB no.	Horse (Barrier)	2600 to	2400m to
4th	1	<b>Heza Sport (2)</b>	<b>2400m</b>	<b>2200m</b>
		Position in running (margin)	-	2(0.2)
		Sectional time (s)	15.63	15.21
		Cumulative time (s)	193.84	178.21
		Speed (m/s)	12.80	13.15
		Stride length (m)	5.85	6.22
		Stride duration (s)	0.454	0.473
		Stride efficiency (%)	53.55	60.53
		Stride count	34.16	32.14

#### Disclaimer.

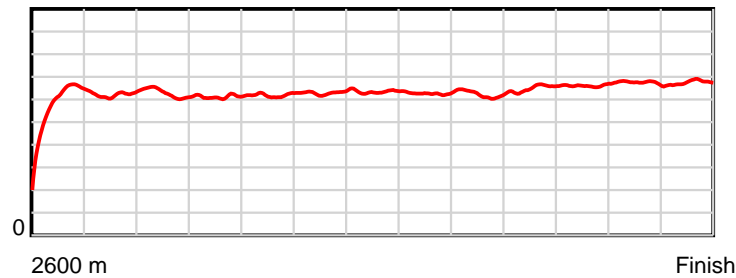
HRNZ and NZMTC and Thoroughbred Ratings Pty Ltd accepts no responsibility for the completeness or accuracy of any of the information contained herein, and makes no representations about its suitability for any particular purpose. Users should make their own judgements about those matters and/or seek independent advice. You assume all risks associated with use of the data provided on this page.

# Race Results

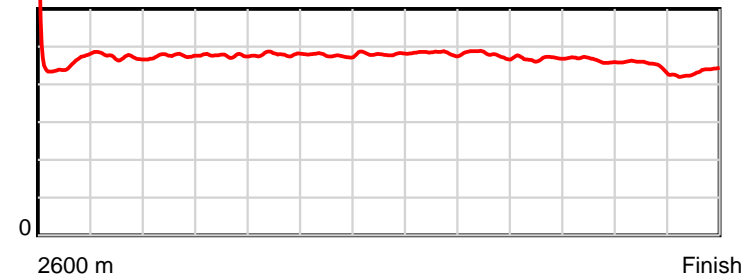
September 30, 2022, Race 9, , Distance 2600m, Addington - Survey 3200m

Result	TAB no.	Horse (Barrier)	2200m to	2000m to	1800m to	1600m to	1400m to	1200m to	1000m to	800m to	600m to	400m to	200m to	Total or	Margin
4th	1	Heza Sport (2)	2000m	1800m	1600m	1400m	1200m	1000m	800m	600m	400m	200m	WP	Average	
		Position in running (margin)	4(4.3)	3(3.7)	4(3.8)	3(3.9)	4(4.1)	4(4.4)	4(3.8)	4(3.2)	5(3.6)	5(3.4)	4(3.7)		1.70
		Sectional time (s)	15.32	15.63	15.60	15.27	15.24	15.43	15.52	14.52	14.14	13.35	12.98		
		Cumulative time (s)	163.00	147.68	132.05	116.45	101.18	85.94	70.51	54.99	40.47	26.33	12.98	3:13.84	
		Speed (m/s)	13.05	12.80	12.82	13.10	13.12	12.96	12.89	13.77	14.14	14.98	15.41	13.41	
		Stride length (m)	6.20	6.10	6.15	6.24	6.31	6.26	6.18	6.45	6.58	6.76	6.68	6.30	
		Stride duration (s)	0.475	0.477	0.480	0.476	0.481	0.483	0.480	0.469	0.465	0.451	0.434	0.470	
		Stride efficiency (%)	60.16	58.09	59.11	60.85	62.21	61.20	59.70	65.10	67.58	71.45	69.73	61.98	
		Stride count	32.23	32.80	32.52	32.05	31.70	31.96	32.36	30.99	30.41	29.58	29.94	412.84	

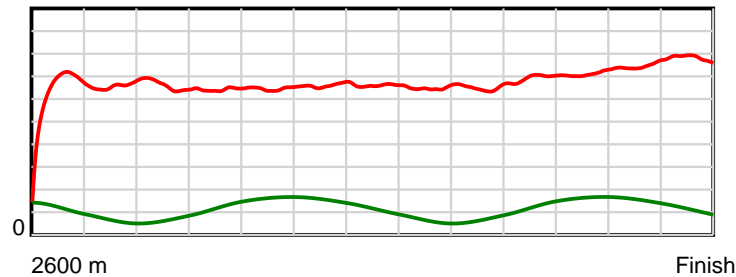
10 m Stride length



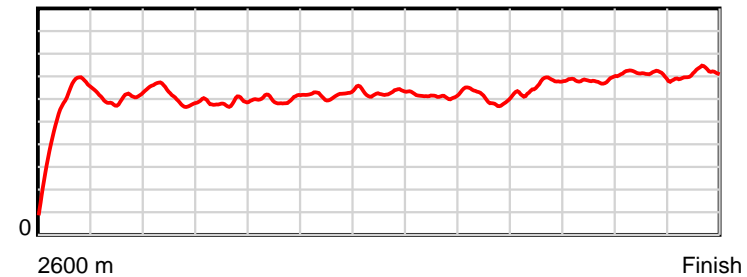
0.6 s Stride duration



20 m/sec Speed



100 % Stride efficiency



Note: Horizontal distance axis grid lines are 200m furlongs.

## Disclaimer.

HRNZ and NZMTC and Thoroughbred Ratings Pty Ltd accepts no responsibility for the completeness or accuracy of any of the information contained herein, and makes no representations about its suitability for any particular purpose. Users should make their own judgements about those matters and/or seek independent advice. You assume all risks associated with use of the data provided on this page.



# Race Results



September 30, 2022, Race 9, , Distance 2600m, Addington - Survey 3200m

Result	TAB no.	Horse (Barrier)	2600 to	2400m to
5th	8	South Coast Ar... (8)	2400m	2200m
		Position in running (margin)	-	8(5.5)
		Sectional time (s)	16.82	14.91
		Cumulative time (s)	193.97	177.15
		Speed (m/s)	11.89	13.41
		Stride length (m)	5.74	6.45
		Stride duration (s)	0.461	0.481
		Stride efficiency (%)	51.47	65.08
		Stride count	34.85	30.99

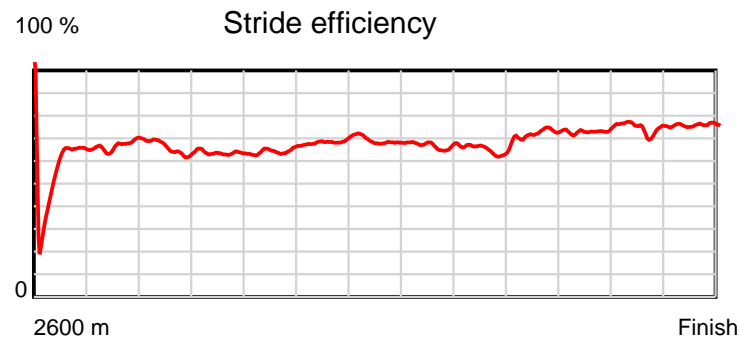
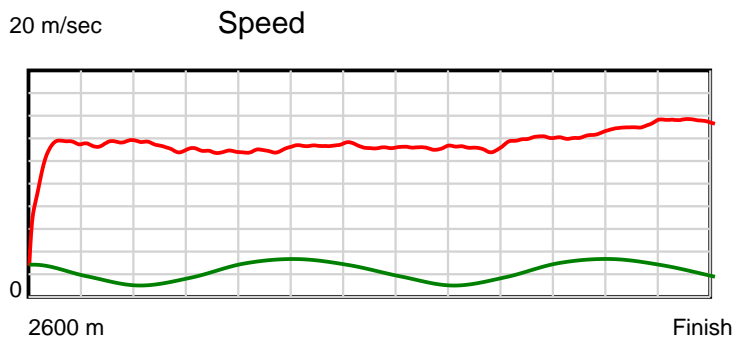
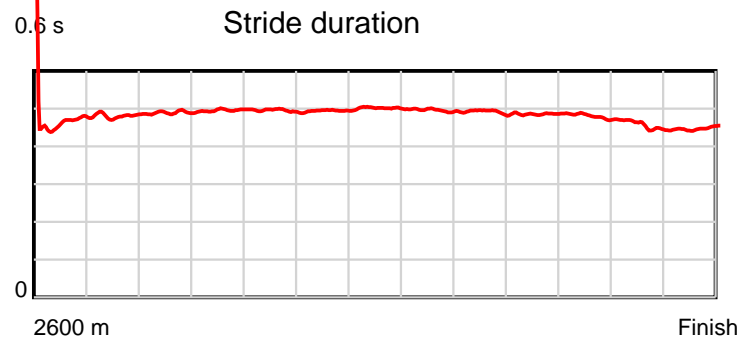
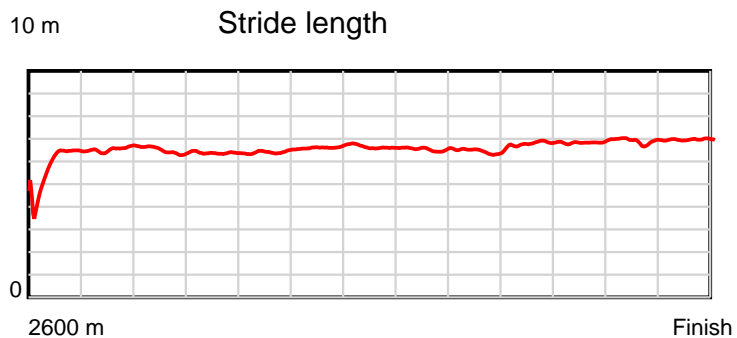
## Disclaimer.

HRNZ and NZMTC and Thoroughbred Ratings Pty Ltd accepts no responsibility for the completeness or accuracy of any of the information contained herein, and makes no representations about its suitability for any particular purpose. Users should make their own judgements about those matters and/or seek independent advice. You assume all risks associated with use of the data provided on this page.

# Race Results

September 30, 2022, Race 9, , Distance 2600m, Addington - Survey 3200m

Result	TAB no.	Horse (Barrier)	2200m to	2000m to	1800m to	1600m to	1400m to	1200m to	1000m to	800m to	600m to	400m to	200m to	Total or	Margin
5th	8	South Coast Ar... (8)	2000m	1800m	1600m	1400m	1200m	1000m	800m	600m	400m	200m	WP	Average	
		Position in running (margin)	7(7.8)	7(7.7)	7(7.3)	7(8.3)	7(7.5)	7(7.7)	7(6.3)	7(5.4)	6(4.6)	6(4.7)	6(4.9)		2.40
		Sectional time (s)	15.41	15.55	15.75	15.10	15.23	15.30	15.46	14.32	14.18	13.34	12.60		
		Cumulative time (s)	162.24	146.83	131.28	115.53	100.43	85.20	69.90	54.44	40.12	25.94	12.60	3:13.97	
		Speed (m/s)	12.98	12.86	12.70	13.25	13.13	13.07	12.94	13.97	14.10	14.99	15.87	13.40	
		Stride length (m)	6.35	6.37	6.29	6.55	6.59	6.48	6.36	6.78	6.75	6.81	7.11	6.49	
		Stride duration (s)	0.489	0.496	0.495	0.494	0.502	0.496	0.491	0.486	0.478	0.454	0.448	0.484	
		Stride efficiency (%)	63.00	63.48	61.77	66.94	67.85	65.59	63.14	71.87	71.16	72.50	78.93	65.89	
		Stride count	31.50	31.38	31.81	30.56	30.35	30.87	31.46	29.49	29.64	29.36	28.14	400.40	



Note: Horizontal distance axis grid lines are 200m furlongs.

#### Disclaimer.

HRNZ and NZMTC and Thoroughbred Ratings Pty Ltd accepts no responsibility for the completeness or accuracy of any of the information contained herein, and makes no representations about its suitability for any particular purpose. Users should make their own judgements about those matters and/or seek independent advice. You assume all risks associated with use of the data provided on this page.



# Race Results



September 30, 2022, Race 9, , Distance 2600m, Addington - Survey 3200m

Result	TAB no.	Horse (Barrier)	2600 to	2400m to
6th	10	Macandrew Avia... (10)	2400m	2200m
		Position in running (margin)	-	9(8.2)
		Sectional time (s)	16.96	14.77
		Cumulative time (s)	194.01	177.05
		Speed (m/s)	11.79	13.54
		Stride length (m)	5.50	6.10
		Stride duration (s)	0.445	0.451
		Stride efficiency (%)	47.24	58.20
		Stride count	36.37	32.77

#### Disclaimer.

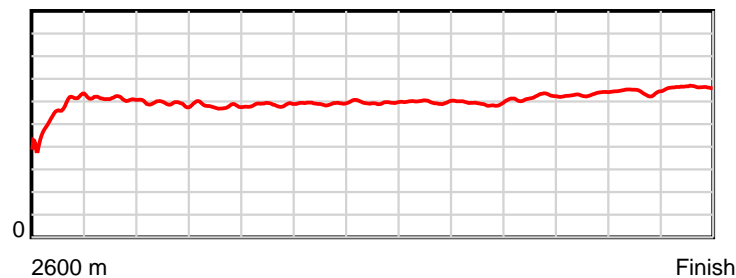
HRNZ and NZMTC and Thoroughbred Ratings Pty Ltd accepts no responsibility for the completeness or accuracy of any of the information contained herein, and makes no representations about its suitability for any particular purpose. Users should make their own judgements about those matters and/or seek independent advice. You assume all risks associated with use of the data provided on this page.

# Race Results

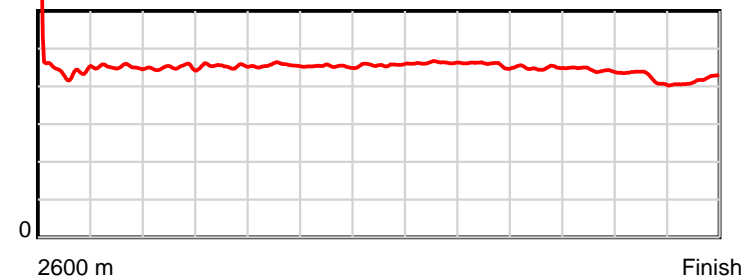
September 30, 2022, Race 9, , Distance 2600m, Addington - Survey 3200m

Result	TAB no.	Horse (Barrier)	2200m to	2000m to	1800m to	1600m to	1400m to	1200m to	1000m to	800m to	600m to	400m to	200m to	Total or	Margin
6th	10	Macandrew Avia... (10)	2000m	1800m	1600m	1400m	1200m	1000m	800m	600m	400m	200m	WP	Average	
		Position in running (margin)	9(9.6)	8(9.0)	8(8.8)	8(8.8)	8(8.1)	8(8.4)	9(8.2)	9(7.5)	9(7.3)	8(6.9)	8(6.2)		2.70
		Sectional time (s)	15.32	15.59	15.57	15.12	15.24	15.50	15.50	14.41	14.10	13.19	12.74		
		Cumulative time (s)	162.28	146.96	131.37	115.80	100.68	85.44	69.94	54.44	40.03	25.93	12.74	3:14.01	
		Speed (m/s)	13.05	12.83	12.85	13.23	13.12	12.90	12.90	13.88	14.18	15.16	15.70	13.40	
		Stride length (m)	5.87	5.82	5.85	5.99	6.00	5.96	5.91	6.23	6.29	6.43	6.56	6.03	
		Stride duration (s)	0.450	0.454	0.456	0.453	0.457	0.462	0.458	0.449	0.444	0.424	0.418	0.450	
		Stride efficiency (%)	53.86	53.01	53.53	56.05	56.19	55.59	54.50	60.75	61.92	64.69	67.16	56.79	
		Stride count	34.07	34.34	34.17	33.39	33.35	33.53	33.87	32.08	31.77	31.08	30.51	431.30	

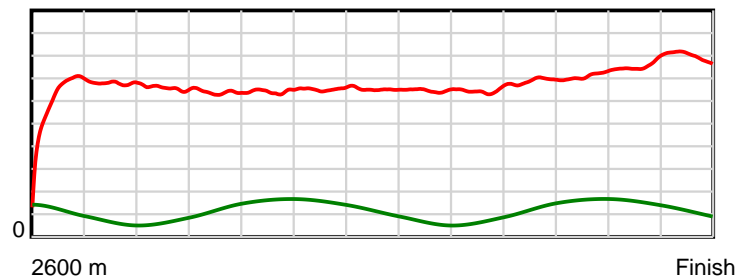
10 m Stride length



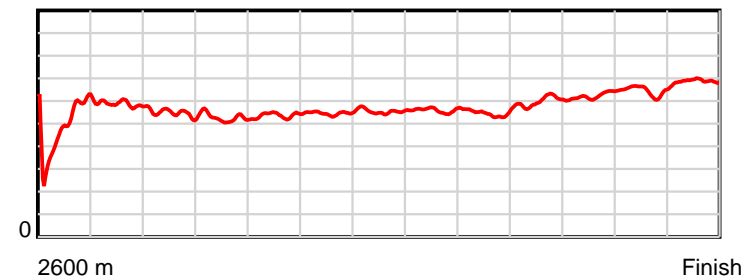
0.6 s Stride duration



20 m/sec Speed



100 % Stride efficiency



Note: Horizontal distance axis grid lines are 200m furlongs.

## Disclaimer.

HRNZ and NZMTC and Thoroughbred Ratings Pty Ltd accepts no responsibility for the completeness or accuracy of any of the information contained herein, and makes no representations about its suitability for any particular purpose. Users should make their own judgements about those matters and/or seek independent advice. You assume all risks associated with use of the data provided on this page.



# Race Results



September 30, 2022, Race 9, , Distance 2600m, Addington - Survey 3200m

Result	TAB no.	Horse (Barrier)	2600 to	2400m to
7th	4	Steel The Show (5)	2400m	2200m
		Position in running (margin)	-	3(2.1)
		Sectional time (s)	15.83	15.43
		Cumulative time (s)	194.07	178.24
		Speed (m/s)	12.63	12.96
		Stride length (m)	5.31	5.67
		Stride duration (s)	0.413	0.438
		Stride efficiency (%)	43.99	50.25
		Stride count	37.70	35.27

## Disclaimer.

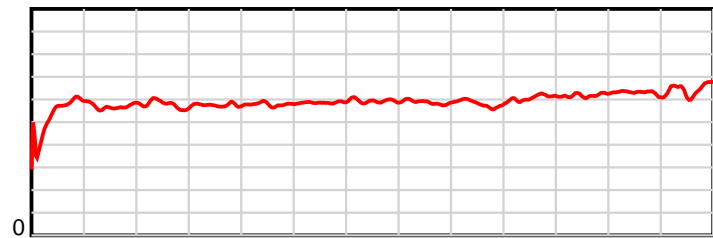
HRNZ and NZMTC and Thoroughbred Ratings Pty Ltd accepts no responsibility for the completeness or accuracy of any of the information contained herein, and makes no representations about its suitability for any particular purpose. Users should make their own judgements about those matters and/or seek independent advice. You assume all risks associated with use of the data provided on this page.

# Race Results

September 30, 2022, Race 9, , Distance 2600m, Addington - Survey 3200m

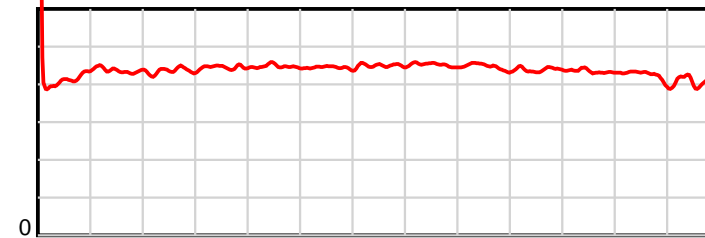
Result	TAB no.	Horse (Barrier)	2200m to	2000m to	1800m to	1600m to	1400m to	1200m to	1000m to	800m to	600m to	400m to	200m to	Total or	Margin
7th	4	Steel The Show (5)	2000m	1800m	1600m	1400m	1200m	1000m	800m	600m	400m	200m	WP	Average	
		Position in running (margin)	6(7.5)	6(6.4)	6(6.1)	6(6.4)	6(6.0)	6(6.3)	6(6.2)	6(5.4)	7(5.4)	7(5.0)	7(5.6)		3.00
		Sectional time (s)	15.23	15.57	15.63	15.18	15.24	15.52	15.47	14.46	14.10	13.40	13.01		
		Cumulative time (s)	162.81	147.58	132.01	116.38	101.20	85.96	70.44	54.97	40.51	26.41	13.01	3:14.07	
		Speed (m/s)	13.13	12.85	12.80	13.18	13.12	12.89	12.93	13.83	14.18	14.93	15.37	13.40	
		Stride length (m)	5.72	5.73	5.73	5.85	5.91	5.83	5.77	6.08	6.17	6.29	6.45	5.87	
		Stride duration (s)	0.435	0.446	0.447	0.444	0.450	0.452	0.446	0.439	0.435	0.422	0.419	0.438	
		Stride efficiency (%)	51.07	51.27	51.22	53.51	54.59	53.06	52.04	57.69	59.42	61.90	64.91	53.83	
		Stride count	34.99	34.92	34.93	34.18	33.84	34.32	34.66	32.92	32.43	31.78	31.03	442.97	

10 m Stride length



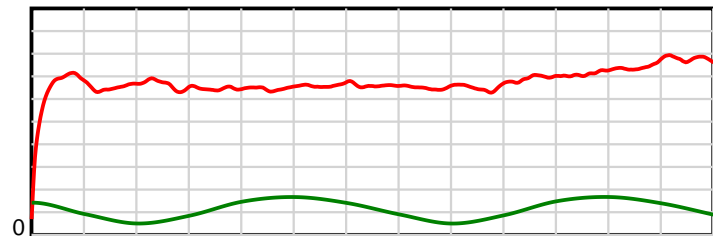
2600 m Finish

0.5 s Stride duration



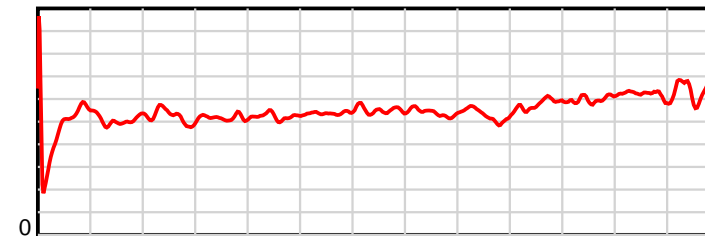
2600 m Finish

20 m/sec Speed



2600 m Finish

100 % Stride efficiency



2600 m Finish

Note: Horizontal distance axis grid lines are 200m furlongs.

## Disclaimer.

HRNZ and NZMTC and Thoroughbred Ratings Pty Ltd accepts no responsibility for the completeness or accuracy of any of the information contained herein, and makes no representations about its suitability for any particular purpose. Users should make their own judgements about those matters and/or seek independent advice. You assume all risks associated with use of the data provided on this page.



# Race Results



September 30, 2022, Race 9, , Distance 2600m, Addington - Survey 3200m

Result	TAB no.	Horse (Barrier)	2600 to	2400m to
8th	6	<b>Got You Covere... (7)</b>	<b>2400m</b>	<b>2200m</b>
		Position in running (margin)	-	7(4.6)
		Sectional time (s)	16.53	14.77
		Cumulative time (s)	194.25	177.72
		Speed (m/s)	12.10	13.54
		Stride length (m)	5.34	6.01
		Stride duration (s)	0.429	0.444
		Stride efficiency (%)	44.55	56.52
		Stride count	37.46	33.25

#### Disclaimer.

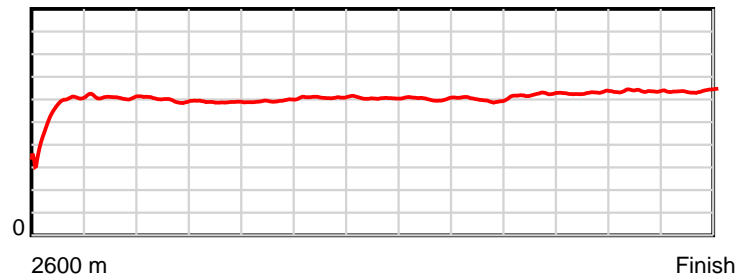
HRNZ and NZMTC and Thoroughbred Ratings Pty Ltd accepts no responsibility for the completeness or accuracy of any of the information contained herein, and makes no representations about its suitability for any particular purpose. Users should make their own judgements about those matters and/or seek independent advice. You assume all risks associated with use of the data provided on this page.

# Race Results

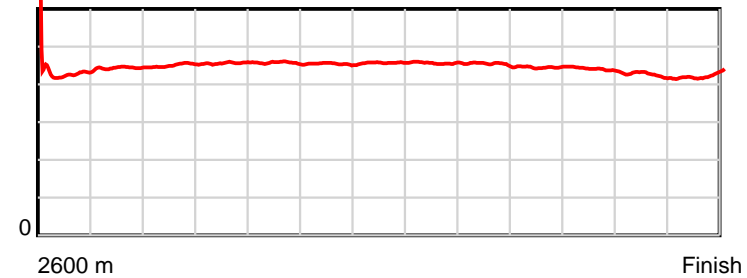
September 30, 2022, Race 9, , Distance 2600m, Addington - Survey 3200m

Result	TAB no.	Horse (Barrier)	2200m to	2000m to	1800m to	1600m to	1400m to	1200m to	1000m to	800m to	600m to	400m to	200m to	Total or	Margin
8th	6	Got You Covere... (7)	2000m	1800m	1600m	1400m	1200m	1000m	800m	600m	400m	200m	WP	Average	
		Position in running (margin)	5(6.0)	5(5.8)	5(5.4)	5(6.2)	5(5.8)	5(5.6)	5(4.6)	5(3.5)	4(2.7)	4(2.9)	5(4.1)		4.00
		Sectional time (s)	15.39	15.56	15.70	15.18	15.15	15.37	15.43	14.32	14.19	13.50	13.16		
		Cumulative time (s)	162.95	147.56	132.00	116.30	101.12	85.97	70.60	55.17	40.85	26.66	13.16	3:14.25	
		Speed (m/s)	13.00	12.85	12.74	13.18	13.20	13.01	12.96	13.97	14.09	14.81	15.20	13.38	
		Stride length (m)	5.86	5.87	5.82	5.99	6.04	5.94	5.88	6.22	6.20	6.28	6.45	5.98	
		Stride duration (s)	0.451	0.456	0.457	0.454	0.457	0.456	0.454	0.445	0.440	0.424	0.424	0.447	
		Stride efficiency (%)	53.61	53.77	52.96	55.98	56.96	55.08	54.09	60.44	59.99	61.68	64.98	55.86	
		Stride count	34.15	34.10	34.36	33.42	33.13	33.69	34.00	32.16	32.28	31.83	31.02	434.85	

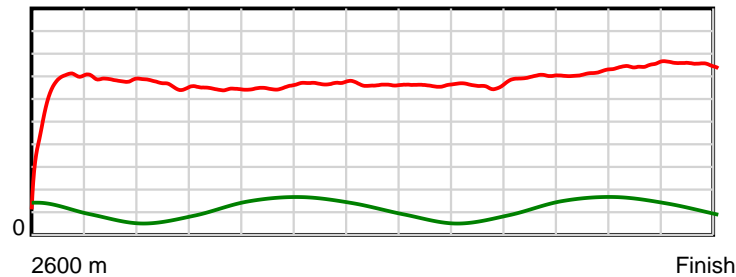
10 m Stride length



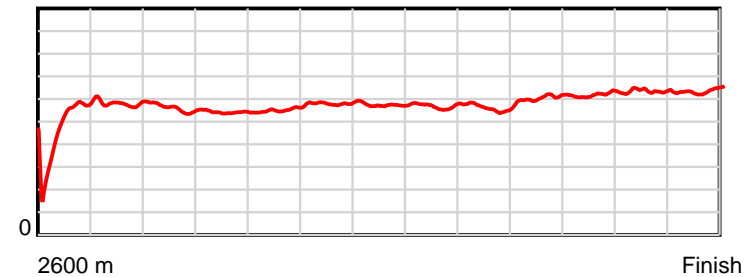
0.6 s Stride duration



20 m/sec Speed



100 % Stride efficiency



Note: Horizontal distance axis grid lines are 200m furlongs.

## Disclaimer.

HRNZ and NZMTC and Thoroughbred Ratings Pty Ltd accepts no responsibility for the completeness or accuracy of any of the information contained herein, and makes no representations about its suitability for any particular purpose. Users should make their own judgements about those matters and/or seek independent advice. You assume all risks associated with use of the data provided on this page.



# Race Results



September 30, 2022, Race 9, , Distance 2600m, Addington - Survey 3200m

Result	TAB no.	Horse (Barrier)	2600 to	2400m to
9th	9	<b>Smiffy's Terro... (9)</b>	<b>2400m</b>	<b>2200m</b>
		Position in running (margin)	-	6(4.2)
		Sectional time (s)	16.42	15.41
		Cumulative time (s)	194.61	178.19
		Speed (m/s)	12.18	12.98
		Stride length (m)	5.87	6.09
		Stride duration (s)	0.463	0.469
		Stride efficiency (%)	53.77	57.89
		Stride count	34.09	32.86

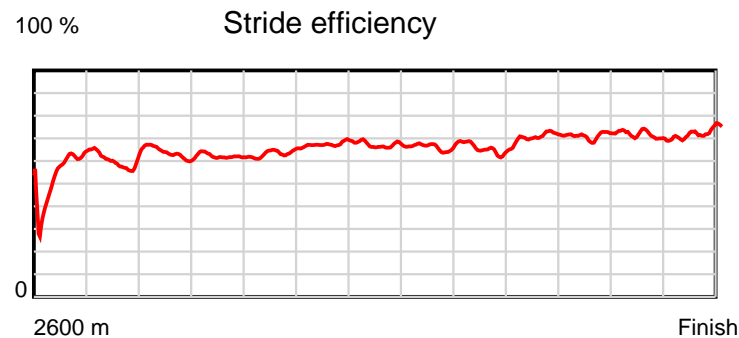
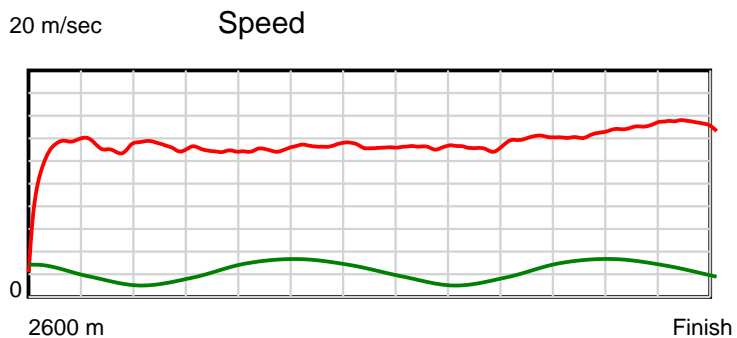
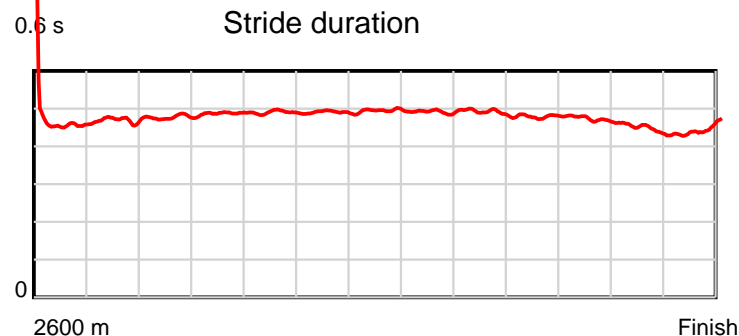
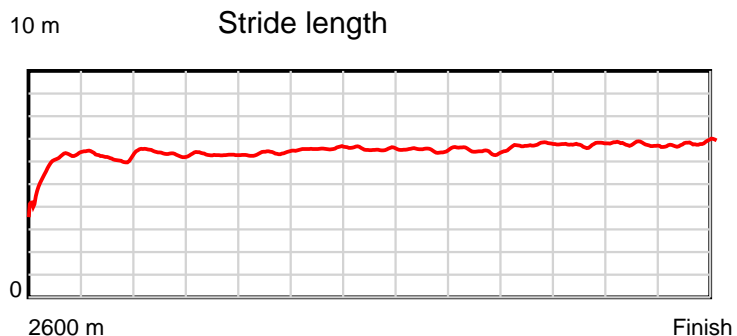
#### Disclaimer.

HRNZ and NZMTC and Thoroughbred Ratings Pty Ltd accepts no responsibility for the completeness or accuracy of any of the information contained herein, and makes no representations about its suitability for any particular purpose. Users should make their own judgements about those matters and/or seek independent advice. You assume all risks associated with use of the data provided on this page.

# Race Results

September 30, 2022, Race 9, , Distance 2600m, Addington - Survey 3200m

Result	TAB no.	Horse (Barrier)	2200m to	2000m to	1800m to	1600m to	1400m to	1200m to	1000m to	800m to	600m to	400m to	200m to	Total or	Margin
9th	9	<b>Smiffy's Terro... (9)</b>	<b>2000m</b>	<b>1800m</b>	<b>1600m</b>	<b>1400m</b>	<b>1200m</b>	<b>1000m</b>	<b>800m</b>	<b>600m</b>	<b>400m</b>	<b>200m</b>	<b>WP</b>	<b>Average</b>	
		Position in running (margin)	8(9.5)	9(9.8)	9(9.3)	10(10.9)	9(9.6)	9(9.4)	8(7.5)	8(7.3)	8(6.1)	9(7.0)	9(7.1)		5.90
		Sectional time (s)	15.48	15.53	15.84	15.03	15.15	15.22	15.59	14.26	14.31	13.32	13.05		
		Cumulative time (s)	162.78	147.30	131.77	115.93	100.90	85.75	70.53	54.94	40.68	26.37	13.05	3:14.61	
		Speed (m/s)	12.92	12.88	12.63	13.31	13.20	13.14	12.83	14.03	13.98	15.02	15.33	13.36	
		Stride length (m)	6.16	6.28	6.19	6.52	6.54	6.47	6.29	6.73	6.59	6.69	6.83	6.39	
		Stride duration (s)	0.477	0.488	0.490	0.490	0.495	0.492	0.490	0.479	0.472	0.446	0.446	0.478	
		Stride efficiency (%)	59.39	61.66	59.81	66.46	66.84	65.33	61.78	70.69	67.84	69.98	72.90	63.83	
		Stride count	32.44	31.84	32.33	30.67	30.58	30.93	31.81	29.74	30.35	29.89	29.28	406.81	



Note: Horizontal distance axis grid lines are 200m furlongs.

#### Disclaimer.

HRNZ and NZMTC and Thoroughbred Ratings Pty Ltd accepts no responsibility for the completeness or accuracy of any of the information contained herein, and makes no representations about its suitability for any particular purpose. Users should make their own judgements about those matters and/or seek independent advice. You assume all risks associated with use of the data provided on this page.



# Race Results



September 30, 2022, Race 9, , Distance 2600m, Addington - Survey 3200m

Result	TAB no.	Horse (Barrier)	2600 to	2400m to
10th	11	Tommy Waterhou... (1)	2400m	2200m
		Position in running (margin)	-	11(14.7)
		Sectional time (s)	18.07	14.06
		Cumulative time (s)	194.82	176.75
		Speed (m/s)	11.07	14.22
		Stride length (m)	5.58	6.27
		Stride duration (s)	0.431	0.441
		Stride efficiency (%)	48.69	61.52
		Stride count	35.83	31.88

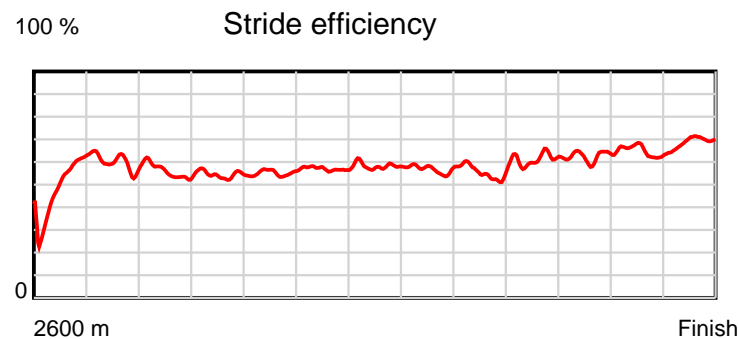
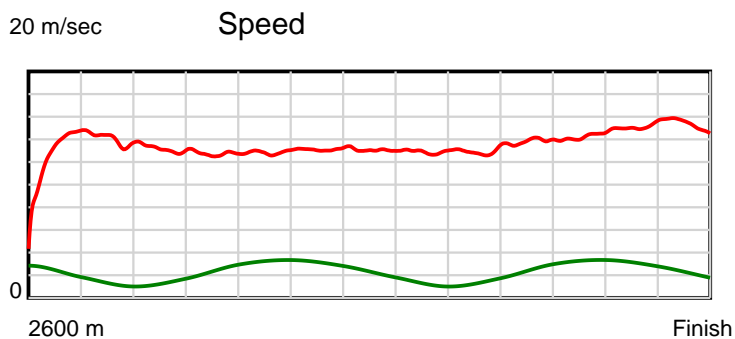
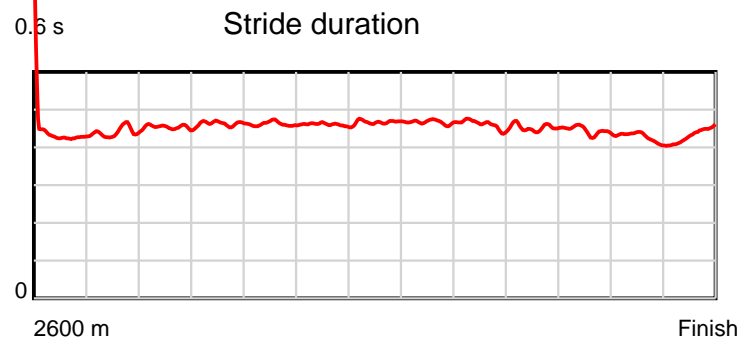
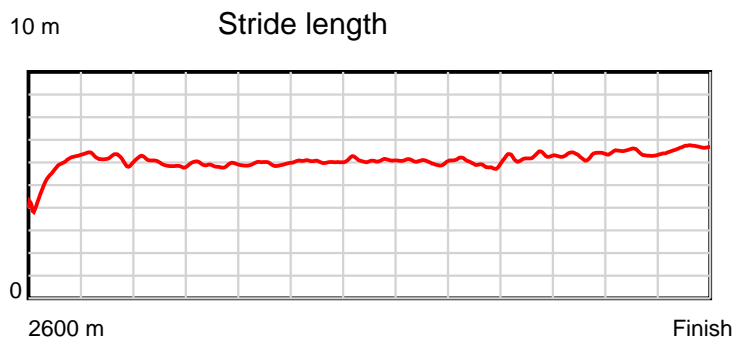
#### Disclaimer.

HRNZ and NZMTC and Thoroughbred Ratings Pty Ltd accepts no responsibility for the completeness or accuracy of any of the information contained herein, and makes no representations about its suitability for any particular purpose. Users should make their own judgements about those matters and/or seek independent advice. You assume all risks associated with use of the data provided on this page.

# Race Results

September 30, 2022, Race 9, , Distance 2600m, Addington - Survey 3200m

Result	TAB no.	Horse (Barrier)	2200m to	2000m to	1800m to	1600m to	1400m to	1200m to	1000m to	800m to	600m to	400m to	200m to	Total or	Margin
10th	11	<b>Tommy Waterhou... (1)</b>	<b>2000m</b>	<b>1800m</b>	<b>1600m</b>	<b>1400m</b>	<b>1200m</b>	<b>1000m</b>	<b>800m</b>	<b>600m</b>	<b>400m</b>	<b>200m</b>	<b>WP</b>	<b>Average</b>	
		Position in running (margin)	10(11.9)	10(10.1)	10(9.8)	9(10.3)	10(10.2)	10(10.6)	10(9.6)	10(8.9)	11(8.9)	11(8.6)	10(8.5)		7.10
		Sectional time (s)	15.12	15.57	15.65	15.22	15.26	15.37	15.49	14.46	14.12	13.28	13.15		
		Cumulative time (s)	162.69	147.57	132.00	116.35	101.13	85.87	70.50	55.01	40.55	26.43	13.15	3:14.82	
		Speed (m/s)	13.23	12.85	12.78	13.14	13.11	13.01	12.91	13.83	14.16	15.06	15.21	13.35	
		Stride length (m)	6.00	5.95	5.90	6.05	6.12	6.08	5.94	6.27	6.28	6.41	6.62	6.10	
		Stride duration (s)	0.454	0.463	0.462	0.460	0.467	0.467	0.460	0.453	0.444	0.426	0.435	0.457	
		Stride efficiency (%)	56.29	55.25	54.41	57.13	58.55	57.68	55.08	61.39	61.69	64.29	68.54	58.20	
		Stride count	33.32	33.63	33.89	33.08	32.67	32.92	33.69	31.91	31.83	31.18	30.20	426.03	



Note: Horizontal distance axis grid lines are 200m furlongs.

#### Disclaimer.

HRNZ and NZMTC and Thoroughbred Ratings Pty Ltd accepts no responsibility for the completeness or accuracy of any of the information contained herein, and makes no representations about its suitability for any particular purpose. Users should make their own judgements about those matters and/or seek independent advice. You assume all risks associated with use of the data provided on this page.



# Race Results



September 30, 2022, Race 9, , Distance 2600m, Addington - Survey 3200m

Result	TAB no.	Horse (Barrier)	2600 to	2400m to
11th	12	<b>The Falcon (0)</b>	<b>2400m</b>	<b>2200m</b>
		Position in running (margin)	-	10(11.6)
		Sectional time (s)	17.55	14.73
		Cumulative time (s)	195.12	177.57
		Speed (m/s)	11.40	13.58
		Stride length (m)	5.76	6.30
		Stride duration (s)	0.452	0.464
		Stride efficiency (%)	51.77	61.99
		Stride count	34.75	31.75

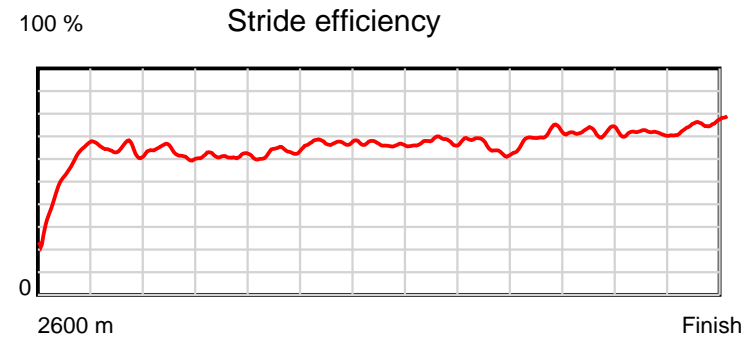
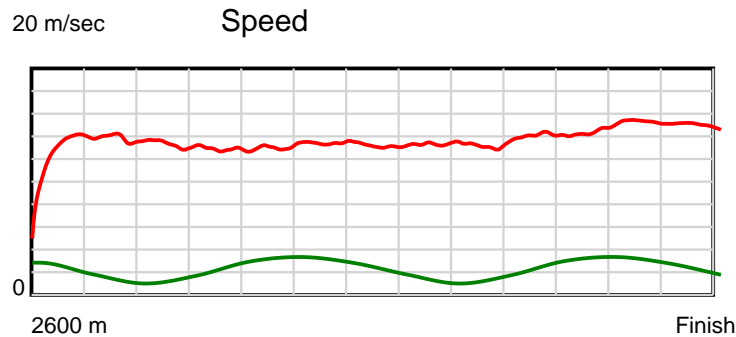
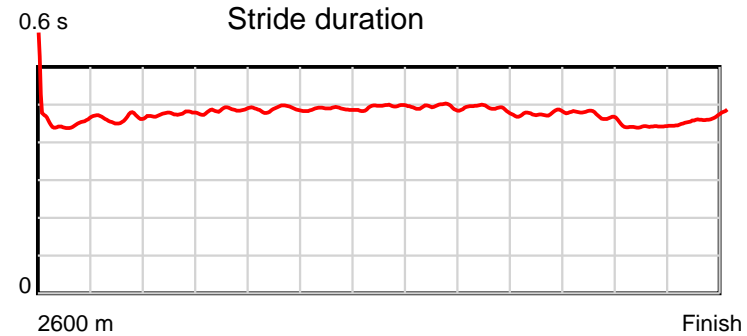
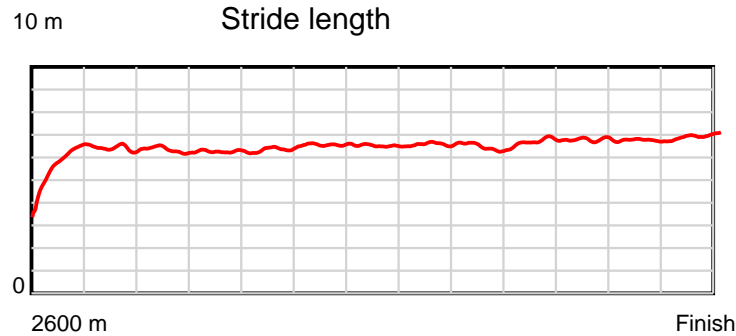
#### Disclaimer.

HRNZ and NZMTC and Thoroughbred Ratings Pty Ltd accepts no responsibility for the completeness or accuracy of any of the information contained herein, and makes no representations about its suitability for any particular purpose. Users should make their own judgements about those matters and/or seek independent advice. You assume all risks associated with use of the data provided on this page.

# Race Results

September 30, 2022, Race 9, , Distance 2600m, Addington - Survey 3200m

Result	TAB no.	Horse (Barrier)	2200m to	2000m to	1800m to	1600m to	1400m to	1200m to	1000m to	800m to	600m to	400m to	200m to	Total or	Margin
11th	12	<b>The Falcon (0)</b>	<b>2000m</b>	<b>1800m</b>	<b>1600m</b>	<b>1400m</b>	<b>1200m</b>	<b>1000m</b>	<b>800m</b>	<b>600m</b>	<b>400m</b>	<b>200m</b>	<b>WP</b>	<b>Average</b>	
		Position in running (margin)	11(12.7)	11(12.0)	11(11.1)	11(12.3)	11(12.0)	11(11.7)	11(10.3)	11(9.2)	10(7.8)	10(8.5)	11(9.0)		8.80
		Sectional time (s)	15.31	15.47	15.77	15.20	15.14	15.30	15.42	14.24	14.27	13.40	13.32		
		Cumulative time (s)	162.84	147.53	132.06	116.29	101.09	85.95	70.65	55.23	40.99	26.72	13.32	3:15.12	
		Speed (m/s)	13.06	12.93	12.68	13.16	13.21	13.07	12.97	14.04	14.02	14.93	15.02	13.33	
		Stride length (m)	6.21	6.28	6.19	6.44	6.54	6.45	6.33	6.70	6.57	6.60	7.00	6.40	
		Stride duration (s)	0.476	0.486	0.488	0.489	0.495	0.494	0.488	0.477	0.469	0.442	0.466	0.480	
		Stride efficiency (%)	60.35	61.67	59.82	64.74	66.94	65.09	62.71	70.22	67.53	68.09	76.56	64.03	
		Stride count	32.18	31.84	32.33	31.07	30.56	30.99	31.57	29.83	30.42	30.30	28.57	406.16	



Note: Horizontal distance axis grid lines are 200m furlongs.

#### Disclaimer.

HRNZ and NZMTC and Thoroughbred Ratings Pty Ltd accepts no responsibility for the completeness or accuracy of any of the information contained herein, and makes no representations about its suitability for any particular purpose. Users should make their own judgements about those matters and/or seek independent advice. You assume all risks associated with use of the data provided on this page.