



## Race Results

NZ Metropolitan Trotting Club Inc, HRNZ, September 30, 2022

Compilation date: September 30, 2022, 10:13:13 PM (NZDT)

Copyright © 2022 HRNZ and NZMTC. All rights reserved.

### Trademarks.

StrideMASTER is a registered trademark of Thoroughbred Ratings Pty Ltd.

### Disclaimer.

HRNZ and NZMTC and Thoroughbred Ratings Pty Ltd accepts no responsibility for the completeness or accuracy of any of the information contained herein, and makes no representations about its suitability for any particular purpose. Users should make their own judgements about those matters and/or seek independent advice. You assume all risks associated with use of the data provided on this page.



# Race Results



September 30, 2022, Race 1, IRT. YOUR HORSE. OUR PASSION. TROT, Distance 2600m, Addington - Survey 3200m

Result	TAB no.	Horse (Barrier)	2600 to	2400m to
1st	12	Paramount Empr... (12)	2400m	2200m
		Position in running (margin)	-	9(11.5)
		Sectional time (s)	18.86	15.17
		Cumulative time (s)	201.98	183.12
		Speed (m/s)	10.60	13.18
		Stride length (m)	6.10	6.57
		Stride duration (s)	0.505	0.499
		Stride efficiency (%)	58.11	67.47
		Stride count	32.80	30.44

#### Disclaimer.

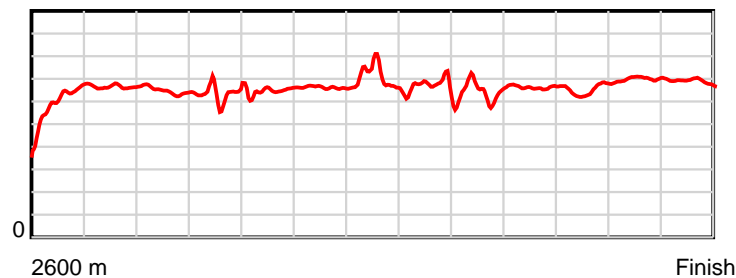
HRNZ and NZMTC and Thoroughbred Ratings Pty Ltd accepts no responsibility for the completeness or accuracy of any of the information contained herein, and makes no representations about its suitability for any particular purpose. Users should make their own judgements about those matters and/or seek independent advice. You assume all risks associated with use of the data provided on this page.

# Race Results

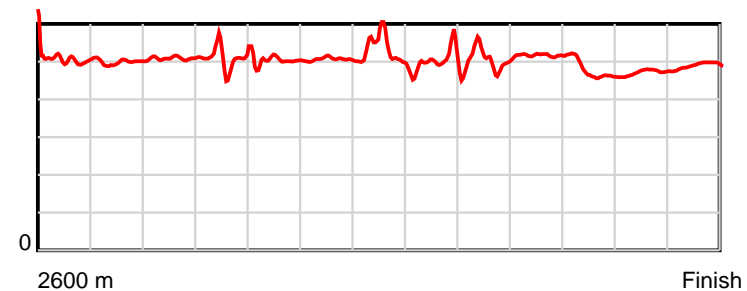
September 30, 2022, Race 1, IRT. YOUR HORSE. OUR PASSION. TROT, Distance 2600m, Addington - Survey 3200m

Result	TAB no.	Horse (Barrier)	2200m to	2000m to	1800m to	1600m to	1400m to	1200m to	1000m to	800m to	600m to	400m to	200m to	Total or	Margin
1st	12	<b>Paramount Empr... (12)</b>	<b>2000m</b>	<b>1800m</b>	<b>1600m</b>	<b>1400m</b>	<b>1200m</b>	<b>1000m</b>	<b>800m</b>	<b>600m</b>	<b>400m</b>	<b>200m</b>	<b>WP</b>	<b>Average</b>	
		Position in running (margin)	9(14.2)	8(15.1)	7(13.2)	7(10.8)	7(8.2)	7(7.2)	6(5.1)	3(5.1)	3(4.2)	2(1.2)	1(0.0)		0.00
		Sectional time (s)	15.86	16.07	16.00	15.55	14.95	15.32	15.84	15.66	14.84	13.72	14.14		
		Cumulative time (s)	167.95	152.09	136.02	120.02	104.47	89.52	74.20	58.36	42.70	27.86	14.14	3:21.98	
		Speed (m/s)	12.61	12.45	12.50	12.86	13.38	13.05	12.63	12.77	13.48	14.58	14.14	12.87	
		Stride length (m)	6.42	6.28	6.21	6.51	6.97	6.37	6.34	6.60	6.37	6.90	6.96	6.50	
		Stride duration (s)	0.509	0.505	0.497	0.506	0.521	0.488	0.502	0.516	0.473	0.473	0.492	0.505	
		Stride efficiency (%)	64.40	61.61	60.36	66.16	75.97	63.43	62.73	67.98	63.38	74.31	75.64	65.93	
		Stride count	31.15	31.85	32.18	30.74	28.68	31.39	31.57	30.32	31.40	29.00	28.75	400.27	

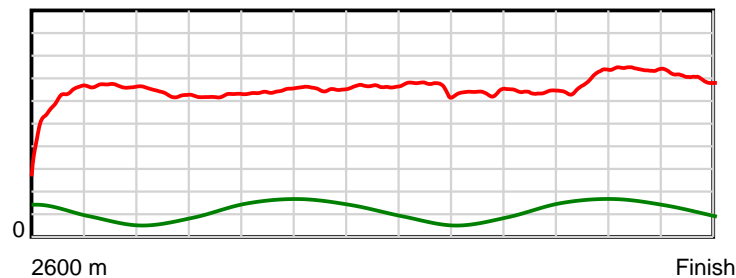
10 m Stride length



0.6 s Stride duration



20 m/sec Speed



100 % Stride efficiency



Note: Horizontal distance axis grid lines are 200m furlongs.

**Disclaimer.**

HRNZ and NZMTC and Thoroughbred Ratings Pty Ltd accepts no responsibility for the completeness or accuracy of any of the information contained herein, and makes no representations about its suitability for any particular purpose. Users should make their own judgements about those matters and/or seek independent advice. You assume all risks associated with use of the data provided on this page.



# Race Results



September 30, 2022, Race 1, IRT. YOUR HORSE. OUR PASSION. TROT, Distance 2600m, Addington - Survey 3200m

Result	TAB no.	Horse (Barrier)	2600 to 2400m	2400m to 2200m
2nd	9	Izia (9)	-	3(0.6)
		Position in running (margin)	-	3(0.6)
		Sectional time (s)	16.91	14.61
		Cumulative time (s)	202.47	185.56
		Speed (m/s)	11.83	13.69
		Stride length (m)	5.51	6.22
		Stride duration (s)	0.445	0.455
		Stride efficiency (%)	47.38	60.46
		Stride count	36.32	32.15

#### Disclaimer.

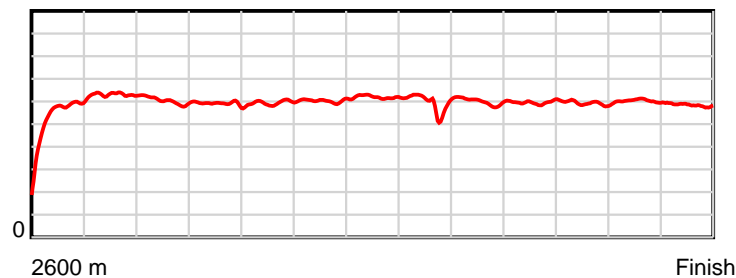
HRNZ and NZMTC and Thoroughbred Ratings Pty Ltd accepts no responsibility for the completeness or accuracy of any of the information contained herein, and makes no representations about its suitability for any particular purpose. Users should make their own judgements about those matters and/or seek independent advice. You assume all risks associated with use of the data provided on this page.

# Race Results

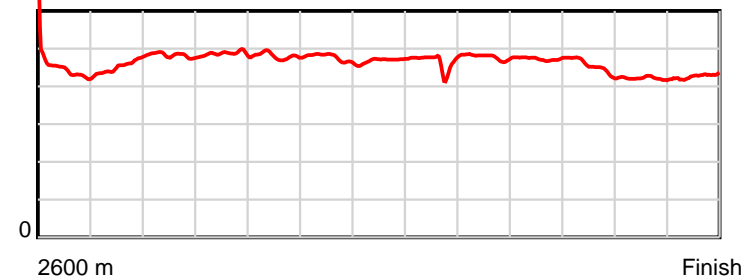
September 30, 2022, Race 1, IRT. YOUR HORSE. OUR PASSION. TROT, Distance 2600m, Addington - Survey 3200m

Result	TAB no.	Horse (Barrier)	2200m to	2000m to	1800m to	1600m to	1400m to	1200m to	1000m to	800m to	600m to	400m to	200m to	Total or	Margin
2nd	9	Izia (9)	2000m	1800m	1600m	1400m	1200m	1000m	800m	600m	400m	200m	WP	Average	
		Position in running (margin)	1(0.0)	1(0.0)	1(0.0)	1(0.0)	1(0.0)	1(0.0)	1(0.0)	1(0.0)	1(0.0)	1(0.0)	2(1.4)		2.70
		Sectional time (s)	15.71	16.39	16.40	15.98	15.13	15.67	15.83	15.80	15.35	14.14	14.55		
		Cumulative time (s)	170.95	155.24	138.85	122.45	106.47	91.34	75.67	59.84	44.04	28.69	14.55	3:22.47	
		Speed (m/s)	12.73	12.20	12.20	12.52	13.22	12.76	12.63	12.66	13.03	14.14	13.75	12.84	
		Stride length (m)	6.14	5.94	5.86	5.96	6.20	5.92	6.03	5.99	5.88	5.96	5.88	5.96	
		Stride duration (s)	0.482	0.487	0.481	0.476	0.469	0.464	0.478	0.473	0.452	0.421	0.428	0.464	
		Stride efficiency (%)	58.91	55.08	53.71	55.47	60.07	54.85	56.90	56.07	54.08	55.43	54.07	55.43	
		Stride count	32.57	33.69	34.11	33.57	32.26	33.76	33.14	33.39	34.00	33.58	34.00	436.54	

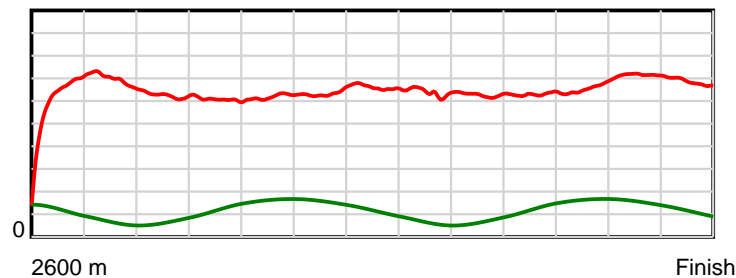
10 m Stride length



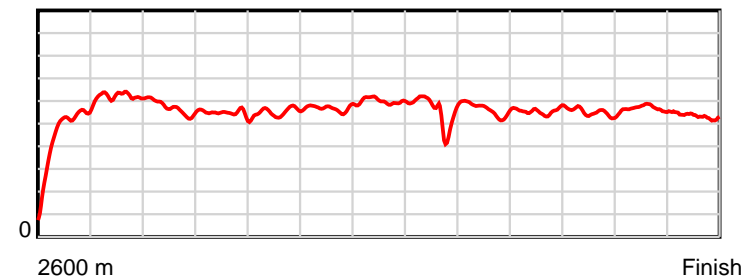
0.6 s Stride duration



20 m/sec Speed



100 % Stride efficiency



Note: Horizontal distance axis grid lines are 200m furlongs.

### Disclaimer.

HRNZ and NZMTC and Thoroughbred Ratings Pty Ltd accepts no responsibility for the completeness or accuracy of any of the information contained herein, and makes no representations about its suitability for any particular purpose. Users should make their own judgements about those matters and/or seek independent advice. You assume all risks associated with use of the data provided on this page.



# Race Results



September 30, 2022, Race 1, IRT. YOUR HORSE. OUR PASSION. TROT, Distance 2600m, Addington - Survey 3200m

Result	TAB no.	Horse (Barrier)	2600 to	2400m to
3rd	1	<b>Feel The Momen... (2)</b>	<b>2400m</b>	<b>2200m</b>
		Position in running (margin)	-	10(12.7)
		Sectional time (s)	19.12	15.16
		Cumulative time (s)	202.84	183.72
		Speed (m/s)	10.46	13.19
		Stride length (m)	5.43	6.09
		Stride duration (s)	0.489	0.462
		Stride efficiency (%)	46.11	58.00
		Stride count	36.82	32.83

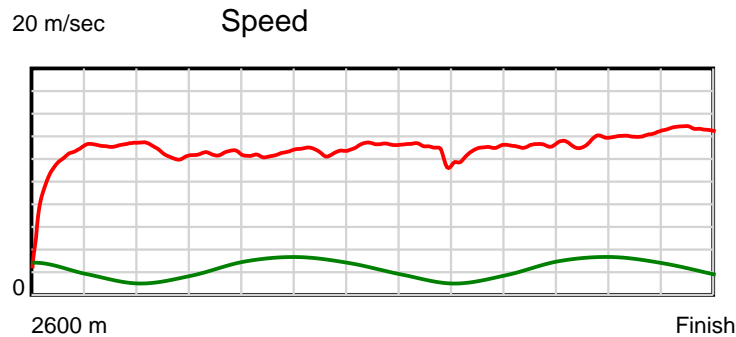
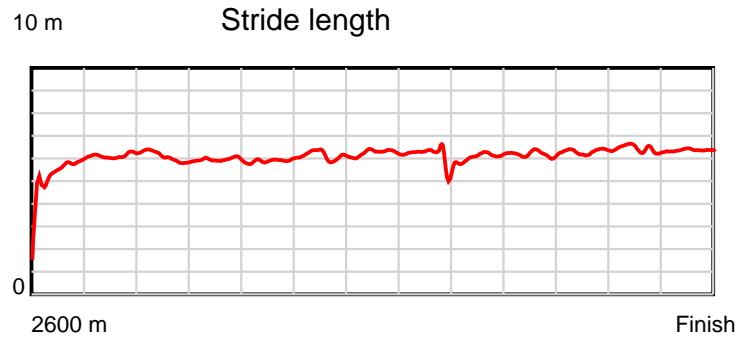
#### Disclaimer.

HRNZ and NZMTC and Thoroughbred Ratings Pty Ltd accepts no responsibility for the completeness or accuracy of any of the information contained herein, and makes no representations about its suitability for any particular purpose. Users should make their own judgements about those matters and/or seek independent advice. You assume all risks associated with use of the data provided on this page.

# Race Results

September 30, 2022, Race 1, IRT. YOUR HORSE. OUR PASSION. TROT, Distance 2600m, Addington - Survey 3200m

Result	TAB no.	Horse (Barrier)	2200m to	2000m to	1800m to	1600m to	1400m to	1200m to	1000m to	800m to	600m to	400m to	200m to	Total or	Margin
3rd	1	<b>Feel The Momen... (2)</b>	<b>2000m</b>	<b>1800m</b>	<b>1600m</b>	<b>1400m</b>	<b>1200m</b>	<b>1000m</b>	<b>800m</b>	<b>600m</b>	<b>400m</b>	<b>200m</b>	<b>WP</b>	<b>Average</b>	
		Position in running (margin)	10(15.4)	9(17.6)	9(15.5)	11(14.3)	12(12.6)	12(12.1)	13(12.5)	10(15.2)	8(10.6)	7(7.1)	5(8.2)		4.70
		Sectional time (s)	16.09	16.04	16.19	15.70	15.05	15.73	16.28	15.05	14.76	14.10	13.57		
		Cumulative time (s)	168.56	152.47	136.43	120.24	104.54	89.49	73.76	57.48	42.43	27.67	13.57	3:22.84	
		Speed (m/s)	12.43	12.47	12.35	12.74	13.29	12.71	12.29	13.29	13.55	14.18	14.74	12.82	
		Stride length (m)	6.00	5.94	5.86	6.16	6.26	6.08	5.85	6.22	6.31	6.43	6.40	6.07	
		Stride duration (s)	0.483	0.476	0.475	0.484	0.471	0.478	0.476	0.468	0.466	0.453	0.434	0.473	
		Stride efficiency (%)	56.33	55.07	53.74	59.37	61.23	57.70	53.41	60.47	62.21	64.60	63.97	57.53	
		Stride count	33.31	33.69	34.10	32.45	31.95	32.91	34.21	32.15	31.70	31.11	31.26	428.49	



Note: Horizontal distance axis grid lines are 200m furlongs.

#### Disclaimer.

HRNZ and NZMTC and Thoroughbred Ratings Pty Ltd accepts no responsibility for the completeness or accuracy of any of the information contained herein, and makes no representations about its suitability for any particular purpose. Users should make their own judgements about those matters and/or seek independent advice. You assume all risks associated with use of the data provided on this page.



# Race Results



September 30, 2022, Race 1, IRT. YOUR HORSE. OUR PASSION. TROT, Distance 2600m, Addington - Survey 3200m

Result	TAB no.	Horse (Barrier)	2600 to	2400m to
4th	13	Kawhi (13)	2400m	2200m
		Position in running (margin)	-	11(13.0)
		Sectional time (s)	18.93	15.25
		Cumulative time (s)	202.94	184.01
		Speed (m/s)	10.56	13.11
		Stride length (m)	6.08	6.41
		Stride duration (s)	0.501	0.489
		Stride efficiency (%)	57.73	64.28
		Stride count	32.90	31.18

#### Disclaimer.

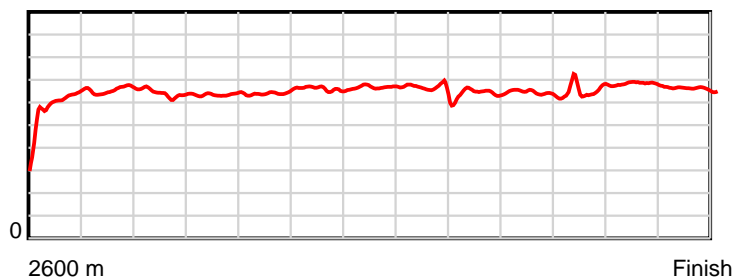
HRNZ and NZMTC and Thoroughbred Ratings Pty Ltd accepts no responsibility for the completeness or accuracy of any of the information contained herein, and makes no representations about its suitability for any particular purpose. Users should make their own judgements about those matters and/or seek independent advice. You assume all risks associated with use of the data provided on this page.

# Race Results

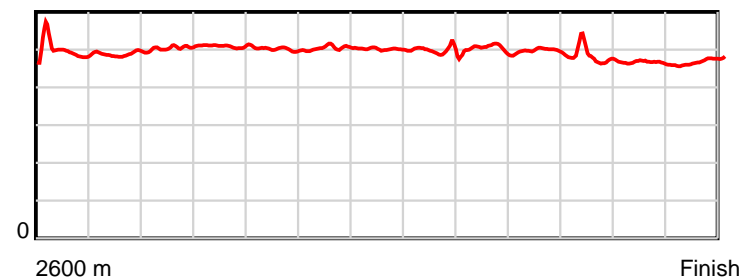
September 30, 2022, Race 1, IRT. YOUR HORSE. OUR PASSION. TROT, Distance 2600m, Addington - Survey 3200m

Result	TAB no.	Horse (Barrier)	2200m to	2000m to	1800m to	1600m to	1400m to	1200m to	1000m to	800m to	600m to	400m to	200m to	Total or	Margin
4th	13	Kawhi (13)	2000m	1800m	1600m	1400m	1200m	1000m	800m	600m	400m	200m	WP	Average	
		Position in running (margin)	11(16.1)	10(18.0)	10(15.9)	10(12.8)	9(10.2)	9(9.2)	8(7.6)	4(7.6)	4(6.0)	4(4.3)	3(4.8)		5.30
		Sectional time (s)	16.02	16.04	15.88	15.56	14.95	15.41	15.84	15.54	15.07	13.99	14.46		
		Cumulative time (s)	168.76	152.74	136.70	120.82	105.26	90.31	74.90	59.06	43.52	28.45	14.46	3:22.94	
		Speed (m/s)	12.48	12.47	12.59	12.85	13.38	12.98	12.63	12.87	13.27	14.30	13.83	12.81	
		Stride length (m)	6.30	6.35	6.31	6.47	6.70	6.40	6.34	6.39	6.36	6.64	6.50	6.40	
		Stride duration (s)	0.504	0.509	0.501	0.504	0.501	0.493	0.502	0.497	0.480	0.464	0.470	0.500	
		Stride efficiency (%)	61.98	63.03	62.28	65.44	70.09	64.05	62.85	63.86	63.30	68.86	65.97	64.03	
		Stride count	31.76	31.49	31.68	30.91	29.86	31.24	31.54	31.29	31.42	30.13	30.78	406.18	

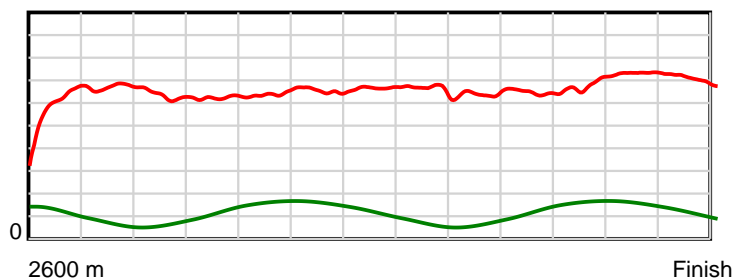
10 m Stride length



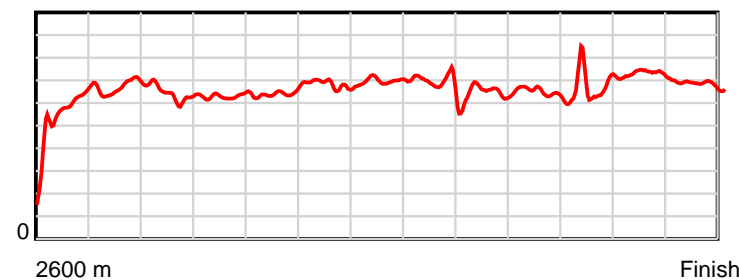
0.6 s Stride duration



20 m/sec Speed



100 % Stride efficiency



Note: Horizontal distance axis grid lines are 200m furlongs.

## Disclaimer.

HRNZ and NZMTC and Thoroughbred Ratings Pty Ltd accepts no responsibility for the completeness or accuracy of any of the information contained herein, and makes no representations about its suitability for any particular purpose. Users should make their own judgements about those matters and/or seek independent advice. You assume all risks associated with use of the data provided on this page.



# Race Results



September 30, 2022, Race 1, IRT. YOUR HORSE. OUR PASSION. TROT, Distance 2600m, Addington - Survey 3200m

Result	TAB no.	Horse (Barrier)	2600 to	2400m to
5th	3	<b>Helloveamoment (4)</b>	<b>2400m</b>	<b>2200m</b>
		Position in running (margin)	-	7(9.1)
		Sectional time (s)	18.37	15.19
		Cumulative time (s)	203.41	185.04
		Speed (m/s)	10.89	13.17
		Stride length (m)	5.85	6.50
		Stride duration (s)	0.504	0.494
		Stride efficiency (%)	53.56	65.99
		Stride count	34.16	30.78

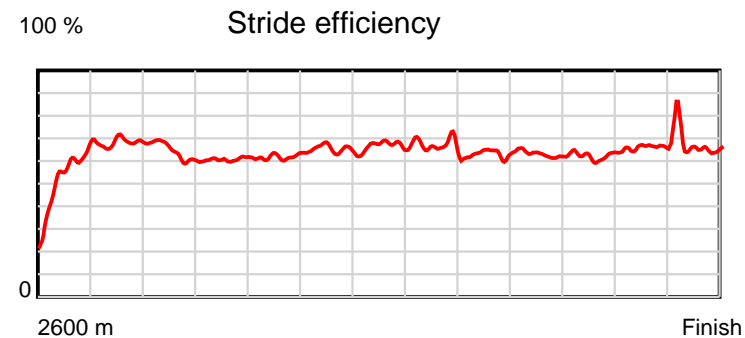
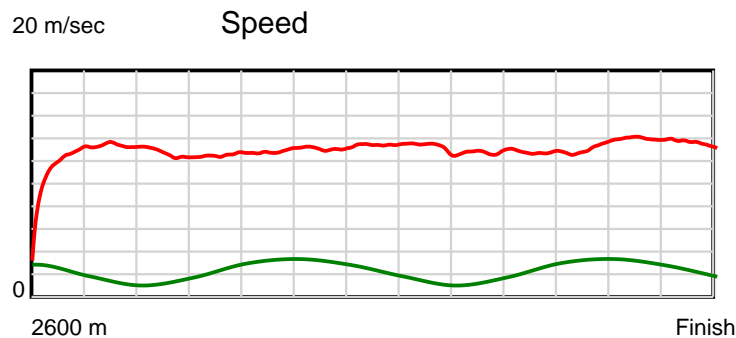
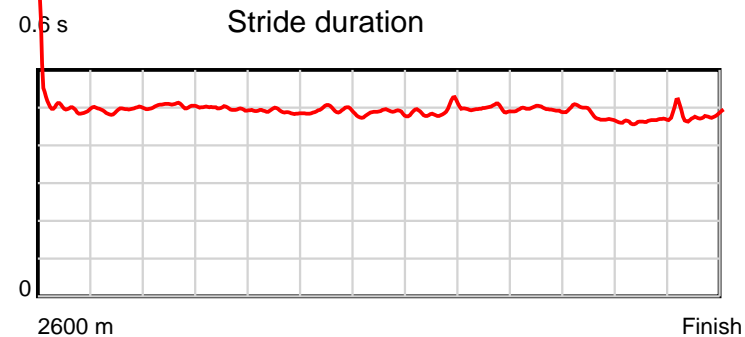
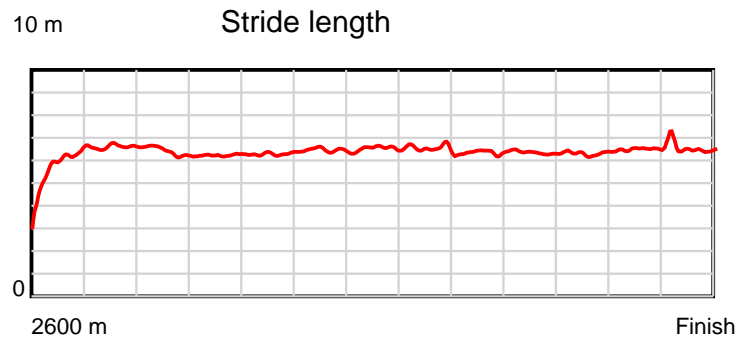
#### Disclaimer.

HRNZ and NZMTC and Thoroughbred Ratings Pty Ltd accepts no responsibility for the completeness or accuracy of any of the information contained herein, and makes no representations about its suitability for any particular purpose. Users should make their own judgements about those matters and/or seek independent advice. You assume all risks associated with use of the data provided on this page.

# Race Results

September 30, 2022, Race 1, IRT. YOUR HORSE. OUR PASSION. TROT, Distance 2600m, Addington - Survey 3200m

Result	TAB no.	Horse (Barrier)	2200m to	2000m to	1800m to	1600m to	1400m to	1200m to	1000m to	800m to	600m to	400m to	200m to	Total or	Margin
5th	3	<b>Helloveamoment (4)</b>	<b>2000m</b>	<b>1800m</b>	<b>1600m</b>	<b>1400m</b>	<b>1200m</b>	<b>1000m</b>	<b>800m</b>	<b>600m</b>	<b>400m</b>	<b>200m</b>	<b>WP</b>	<b>Average</b>	
		Position in running (margin)	7(11.9)	6(13.5)	6(11.3)	5(8.8)	6(6.5)	5(5.3)	3(3.2)	2(3.1)	2(2.5)	3(2.1)	4(4.8)		7.90
		Sectional time (s)	15.98	16.03	15.98	15.60	14.93	15.32	15.81	15.70	15.29	14.36	14.85		
		Cumulative time (s)	169.85	153.87	137.84	121.86	106.26	91.33	76.01	60.20	44.50	29.21	14.85	3:23.41	
		Speed (m/s)	12.52	12.48	12.52	12.82	13.40	13.05	12.65	12.74	13.08	13.93	13.47	12.78	
		Stride length (m)	6.32	6.22	6.12	6.32	6.51	6.44	6.28	6.32	6.28	6.52	6.44	6.31	
		Stride duration (s)	0.505	0.498	0.489	0.493	0.486	0.494	0.497	0.496	0.480	0.468	0.479	0.494	
		Stride efficiency (%)	62.47	60.41	58.62	62.39	66.29	64.91	61.64	62.38	61.57	66.49	64.90	62.29	
		Stride count	31.63	32.17	32.65	31.65	30.71	31.03	31.84	31.65	31.86	30.66	31.03	411.82	



Note: Horizontal distance axis grid lines are 200m furlongs.

#### Disclaimer.

HRNZ and NZMTC and Thoroughbred Ratings Pty Ltd accepts no responsibility for the completeness or accuracy of any of the information contained herein, and makes no representations about its suitability for any particular purpose. Users should make their own judgements about those matters and/or seek independent advice. You assume all risks associated with use of the data provided on this page.



# Race Results



September 30, 2022, Race 1, IRT. YOUR HORSE. OUR PASSION. TROT, Distance 2600m, Addington - Survey 3200m

Result	TAB no.	Horse (Barrier)	2600 to	2400m to
6th	6	Lucky Way (7)	2400m	2200m
		Position in running (margin)	-	5(6.4)
		Sectional time (s)	17.97	15.29
		Cumulative time (s)	203.76	185.79
		Speed (m/s)	11.13	13.08
		Stride length (m)	5.29	5.88
		Stride duration (s)	0.450	0.450
		Stride efficiency (%)	43.77	54.06
		Stride count	37.79	34.00

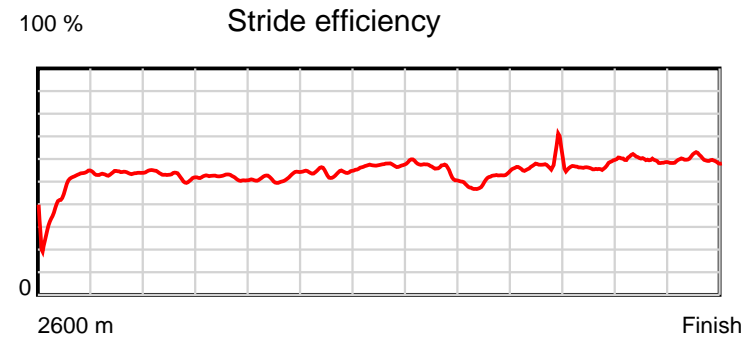
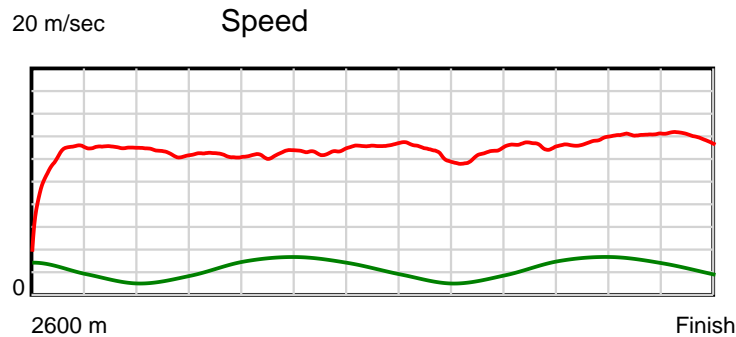
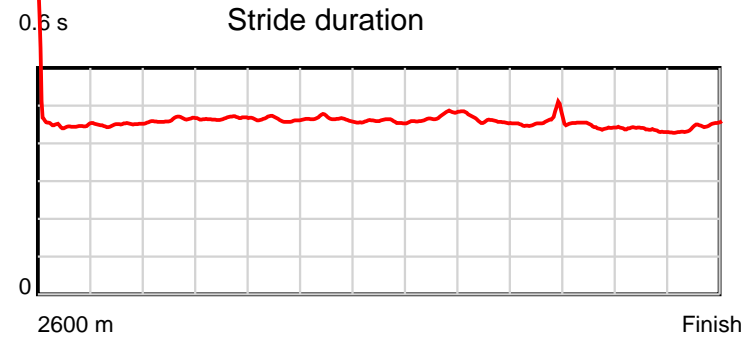
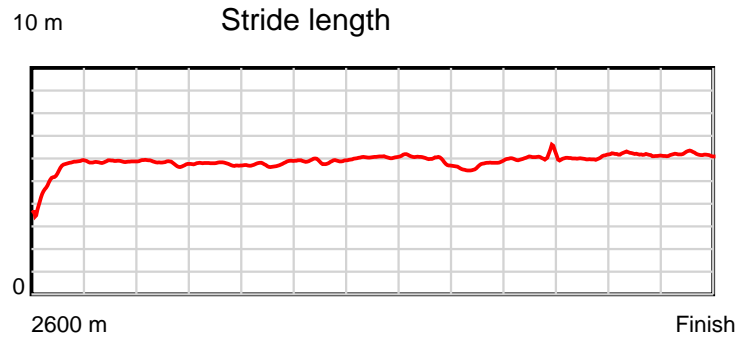
#### Disclaimer.

HRNZ and NZMTC and Thoroughbred Ratings Pty Ltd accepts no responsibility for the completeness or accuracy of any of the information contained herein, and makes no representations about its suitability for any particular purpose. Users should make their own judgements about those matters and/or seek independent advice. You assume all risks associated with use of the data provided on this page.

# Race Results

September 30, 2022, Race 1, IRT. YOUR HORSE. OUR PASSION. TROT, Distance 2600m, Addington - Survey 3200m

Result	TAB no.	Horse (Barrier)	2200m to	2000m to	1800m to	1600m to	1400m to	1200m to	1000m to	800m to	600m to	400m to	200m to	Total or	Margin
6th	6	Lucky Way (7)	2000m	1800m	1600m	1400m	1200m	1000m	800m	600m	400m	200m	WP	Average	
		Position in running (margin)	5(9.8)	5(11.9)	5(10.9)	6(9.9)	8(8.4)	8(8.0)	9(8.5)	8(12.7)	7(8.9)	6(7.0)	7(9.2)		9.90
		Sectional time (s)	16.07	16.22	16.24	15.73	15.06	15.76	16.53	15.17	15.04	14.27	14.41		
		Cumulative time (s)	170.50	154.43	138.21	121.97	106.24	91.18	75.42	58.89	43.72	28.68	14.41	3:23.76	
		Speed (m/s)	12.45	12.33	12.32	12.71	13.28	12.69	12.10	13.18	13.30	14.02	13.88	12.76	
		Stride length (m)	5.76	5.75	5.71	5.92	6.08	5.97	5.60	6.03	5.93	6.10	6.17	5.85	
		Stride duration (s)	0.463	0.466	0.463	0.466	0.458	0.470	0.463	0.457	0.446	0.436	0.444	0.459	
		Stride efficiency (%)	51.84	51.59	50.91	54.77	57.75	55.70	48.96	56.76	55.02	58.23	59.42	53.50	
		Stride count	34.73	34.81	35.04	33.78	32.90	33.50	35.73	33.18	33.70	32.76	32.43	444.35	



Note: Horizontal distance axis grid lines are 200m furlongs.

#### Disclaimer.

HRNZ and NZMTC and Thoroughbred Ratings Pty Ltd accepts no responsibility for the completeness or accuracy of any of the information contained herein, and makes no representations about its suitability for any particular purpose. Users should make their own judgements about those matters and/or seek independent advice. You assume all risks associated with use of the data provided on this page.



# Race Results



September 30, 2022, Race 1, IRT. YOUR HORSE. OUR PASSION. TROT, Distance 2600m, Addington - Survey 3200m

Result	TAB no.	Horse (Barrier)	2600 to	2400m to
7th	5	<b>Raining In My ... (6)</b>	<b>2400m</b>	<b>2200m</b>
		Position in running (margin)	-	4(4.2)
		Sectional time (s)	17.62	14.99
		Cumulative time (s)	204.68	187.06
		Speed (m/s)	11.35	13.34
		Stride length (m)	5.54	6.10
		Stride duration (s)	0.462	0.457
		Stride efficiency (%)	47.95	58.16
		Stride count	36.10	32.78

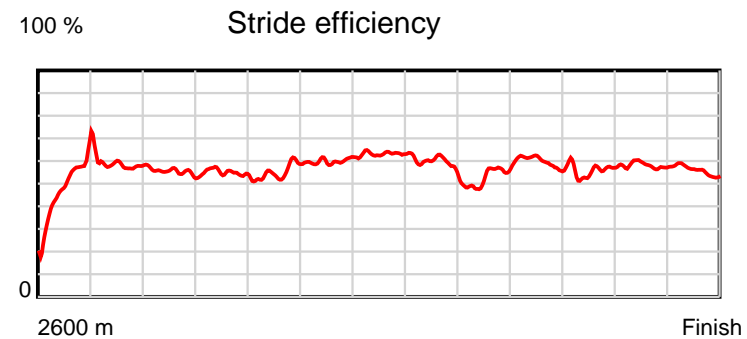
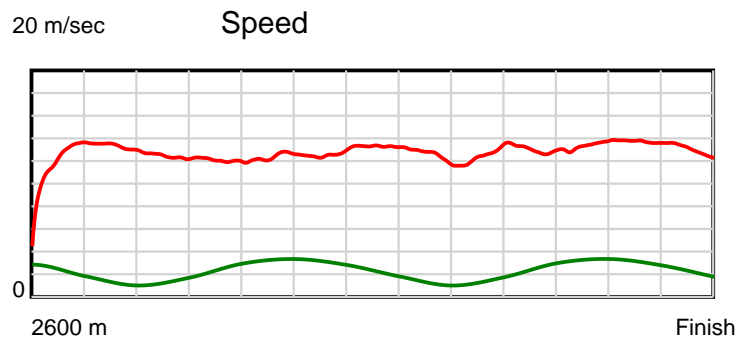
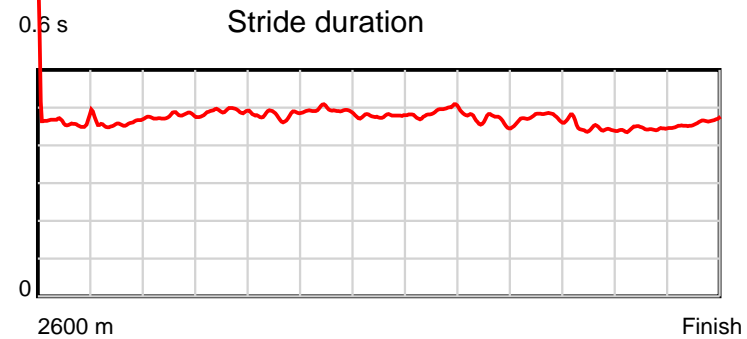
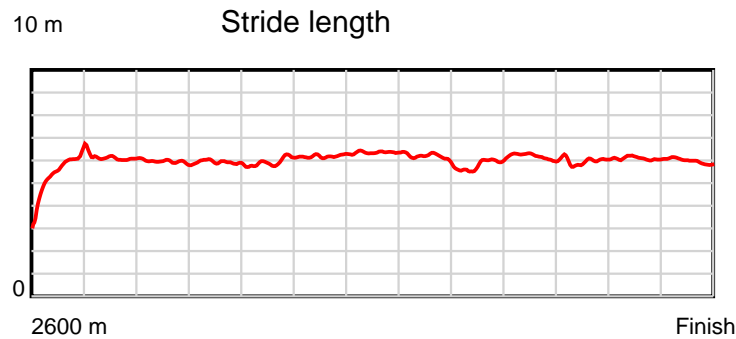
#### Disclaimer.

HRNZ and NZMTC and Thoroughbred Ratings Pty Ltd accepts no responsibility for the completeness or accuracy of any of the information contained herein, and makes no representations about its suitability for any particular purpose. Users should make their own judgements about those matters and/or seek independent advice. You assume all risks associated with use of the data provided on this page.

# Race Results

September 30, 2022, Race 1, IRT. YOUR HORSE. OUR PASSION. TROT, Distance 2600m, Addington - Survey 3200m

Result	TAB no.	Horse (Barrier)	2200m to	2000m to	1800m to	1600m to	1400m to	1200m to	1000m to	800m to	600m to	400m to	200m to	Total or	Margin
7th	5	Raining In My ... (6)	2000m	1800m	1600m	1400m	1200m	1000m	800m	600m	400m	200m	WP	Average	
		Position in running (margin)	4(5.8)	4(8.3)	4(8.6)	4(7.6)	4(6.0)	6(5.4)	7(6.5)	5(9.2)	5(6.8)	5(4.8)	6(8.8)		15.00
		Sectional time (s)	16.12	16.45	16.22	15.72	15.03	15.86	16.28	15.40	15.02	14.58	15.39		
		Cumulative time (s)	172.07	155.95	139.50	123.28	107.56	92.53	76.67	60.39	44.99	29.97	15.39	3:24.68	
		Speed (m/s)	12.41	12.16	12.33	12.72	13.31	12.61	12.29	12.99	13.32	13.72	13.00	12.70	
		Stride length (m)	5.93	5.97	5.92	6.28	6.35	6.17	5.75	6.16	5.96	6.09	5.99	6.01	
		Stride duration (s)	0.478	0.491	0.480	0.494	0.477	0.489	0.468	0.474	0.448	0.444	0.461	0.473	
		Stride efficiency (%)	54.93	55.62	54.75	61.67	62.97	59.41	51.67	59.32	55.56	57.88	56.16	56.42	
		Stride count	33.73	33.52	33.79	31.84	31.51	32.44	34.78	32.46	33.54	32.86	33.36	432.71	



Note: Horizontal distance axis grid lines are 200m furlongs.

#### Disclaimer.

HRNZ and NZMTC and Thoroughbred Ratings Pty Ltd accepts no responsibility for the completeness or accuracy of any of the information contained herein, and makes no representations about its suitability for any particular purpose. Users should make their own judgements about those matters and/or seek independent advice. You assume all risks associated with use of the data provided on this page.



# Race Results



September 30, 2022, Race 1, IRT. YOUR HORSE. OUR PASSION. TROT, Distance 2600m, Addington - Survey 3200m

Result	TAB no.	Horse (Barrier)	2600 to	2400m to
8th	2	<b>Magnitude (3)</b>	<b>2400m</b>	<b>2200m</b>
		Position in running (margin)	-	6(8.3)
		Sectional time (s)	18.45	15.31
		Cumulative time (s)	205.14	186.69
		Speed (m/s)	10.84	13.06
		Stride length (m)	5.27	6.13
		Stride duration (s)	0.462	0.469
		Stride efficiency (%)	43.46	58.72
		Stride count	37.93	32.63

#### Disclaimer.

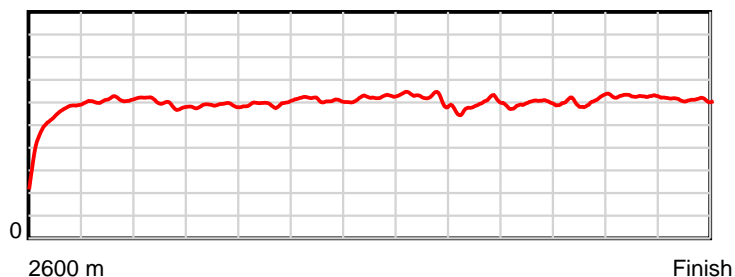
HRNZ and NZMTC and Thoroughbred Ratings Pty Ltd accepts no responsibility for the completeness or accuracy of any of the information contained herein, and makes no representations about its suitability for any particular purpose. Users should make their own judgements about those matters and/or seek independent advice. You assume all risks associated with use of the data provided on this page.

# Race Results

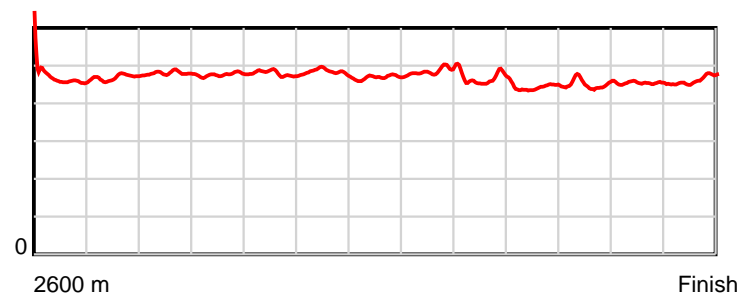
September 30, 2022, Race 1, IRT. YOUR HORSE. OUR PASSION. TROT, Distance 2600m, Addington - Survey 3200m

Result	TAB no.	Horse (Barrier)	2200m to	2000m to	1800m to	1600m to	1400m to	1200m to	1000m to	800m to	600m to	400m to	200m to	Total or	Margin
8th	2	Magnitude (3)	2000m	1800m	1600m	1400m	1200m	1000m	800m	600m	400m	200m	WP	Average	
		Position in running (margin)	6(11.8)	7(14.6)	8(13.6)	9(12.4)	10(10.8)	10(10.3)	11(10.7)	9(13.8)	6(8.6)	8(8.1)	8(12.4)		17.60
		Sectional time (s)	16.17	16.23	16.19	15.72	15.04	15.74	16.35	14.94	15.27	14.62	15.11		
		Cumulative time (s)	171.38	155.21	138.98	122.79	107.07	92.03	76.29	59.94	45.00	29.73	15.11	3:25.14	
		Speed (m/s)	12.37	12.32	12.35	12.72	13.30	12.71	12.23	13.39	13.10	13.68	13.24	12.67	
		Stride length (m)	5.94	5.87	5.92	6.15	6.23	6.19	5.69	5.91	5.91	6.20	6.14	5.95	
		Stride duration (s)	0.480	0.476	0.479	0.483	0.469	0.487	0.465	0.441	0.451	0.453	0.464	0.470	
		Stride efficiency (%)	55.05	53.80	54.74	59.11	60.73	59.80	50.51	54.52	54.50	60.06	58.82	55.36	
		Stride count	33.70	34.08	33.79	32.52	32.08	32.33	35.18	33.86	33.87	32.26	32.60	436.83	

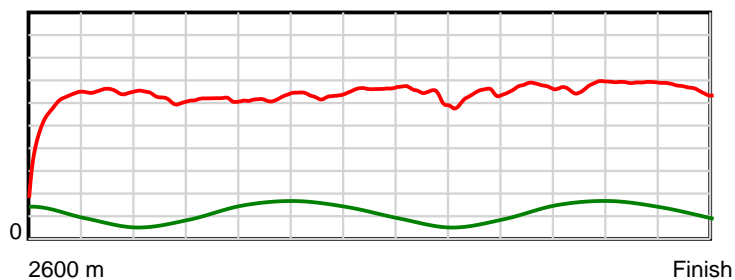
10 m Stride length



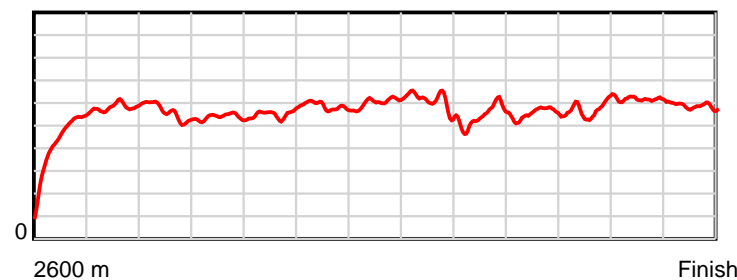
0.6 s Stride duration



20 m/sec Speed



100 % Stride efficiency



Note: Horizontal distance axis grid lines are 200m furlongs.

## Disclaimer.

HRNZ and NZMTC and Thoroughbred Ratings Pty Ltd accepts no responsibility for the completeness or accuracy of any of the information contained herein, and makes no representations about its suitability for any particular purpose. Users should make their own judgements about those matters and/or seek independent advice. You assume all risks associated with use of the data provided on this page.



# Race Results



September 30, 2022, Race 1, IRT. YOUR HORSE. OUR PASSION. TROT, Distance 2600m, Addington - Survey 3200m

Result	TAB no.	Horse (Barrier)	2600 to	2400m to
9th	7	<b>The Fiery Coun... (8)</b>	<b>2400m</b>	<b>2200m</b>
		Position in running (margin)	-	2(0.4)
		Sectional time (s)	16.96	15.10
		Cumulative time (s)	206.46	189.50
		Speed (m/s)	11.79	13.25
		Stride length (m)	5.60	6.24
		Stride duration (s)	0.453	0.471
		Stride efficiency (%)	49.02	60.80
		Stride count	35.71	32.06

#### Disclaimer.

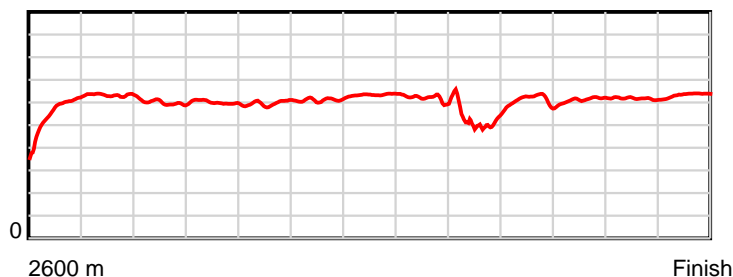
HRNZ and NZMTC and Thoroughbred Ratings Pty Ltd accepts no responsibility for the completeness or accuracy of any of the information contained herein, and makes no representations about its suitability for any particular purpose. Users should make their own judgements about those matters and/or seek independent advice. You assume all risks associated with use of the data provided on this page.

# Race Results

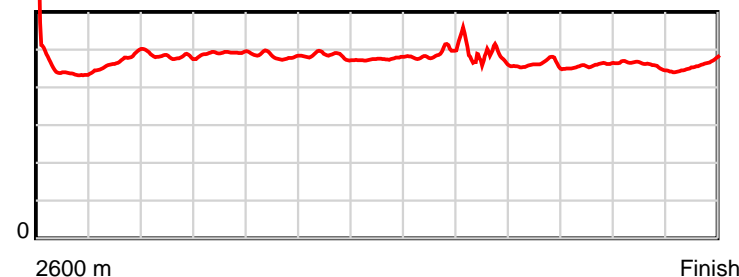
September 30, 2022, Race 1, IRT. YOUR HORSE. OUR PASSION. TROT, Distance 2600m, Addington - Survey 3200m

Result	TAB no.	Horse (Barrier)	2200m to	2000m to	1800m to	1600m to	1400m to	1200m to	1000m to	800m to	600m to	400m to	200m to	Total or	Margin
9th	7	<b>The Fiery Coun... (8)</b>	<b>2000m</b>	<b>1800m</b>	<b>1600m</b>	<b>1400m</b>	<b>1200m</b>	<b>1000m</b>	<b>800m</b>	<b>600m</b>	<b>400m</b>	<b>200m</b>	<b>WP</b>	<b>Average</b>	
		Position in running (margin)	3(2.6)	3(5.9)	3(6.0)	3(5.3)	3(3.6)	3(3.1)	4(4.2)	12(20.0)	12(16.2)	11(16.8)	11(23.9)		24.80
		Sectional time (s)	16.26	16.42	16.28	15.69	15.05	15.86	18.47	15.16	15.44	15.10	14.67		
		Cumulative time (s)	174.40	158.14	141.72	125.44	109.75	94.70	78.84	60.37	45.21	29.77	14.67	3:26.46	
		Speed (m/s)	12.30	12.18	12.29	12.75	13.29	12.61	10.83	13.19	12.95	13.25	13.63	12.59	
		Stride length (m)	5.93	5.99	5.94	6.16	6.32	6.15	5.02	6.08	5.93	6.07	6.30	5.96	
		Stride duration (s)	0.482	0.492	0.483	0.483	0.476	0.488	0.463	0.461	0.458	0.459	0.462	0.473	
		Stride efficiency (%)	54.91	56.02	55.07	59.38	62.43	59.17	39.33	57.84	54.99	57.65	61.95	55.48	
		Stride count	33.74	33.40	33.69	32.45	31.64	32.50	39.87	32.87	33.71	32.93	31.77	436.34	

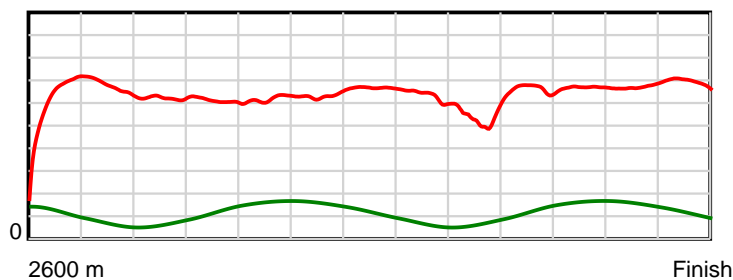
10 m Stride length



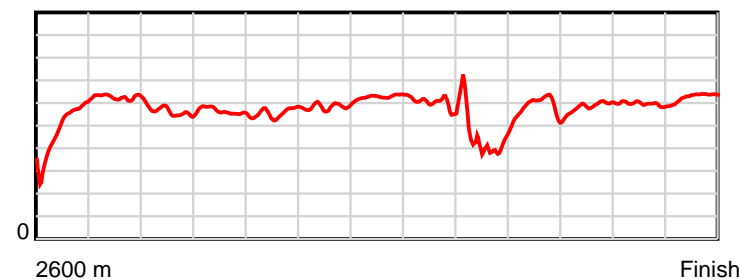
0.6 s Stride duration



20 m/sec Speed



100 % Stride efficiency



Note: Horizontal distance axis grid lines are 200m furlongs.

## Disclaimer.

HRNZ and NZMTC and Thoroughbred Ratings Pty Ltd accepts no responsibility for the completeness or accuracy of any of the information contained herein, and makes no representations about its suitability for any particular purpose. Users should make their own judgements about those matters and/or seek independent advice. You assume all risks associated with use of the data provided on this page.



# Race Results



September 30, 2022, Race 1, IRT. YOUR HORSE. OUR PASSION. TROT, Distance 2600m, Addington - Survey 3200m

Result	TAB no.	Horse (Barrier)	2600 to	2400m to
10th	11	<b>Engaged (11)</b>	<b>2400m</b>	<b>2200m</b>
		Position in running (margin)	-	12(14.8)
		Sectional time (s)	19.18	15.20
		Cumulative time (s)	207.33	188.15
		Speed (m/s)	10.43	13.16
		Stride length (m)	5.69	6.39
		Stride duration (s)	0.488	0.485
		Stride efficiency (%)	50.67	63.75
		Stride count	35.12	31.31

#### Disclaimer.

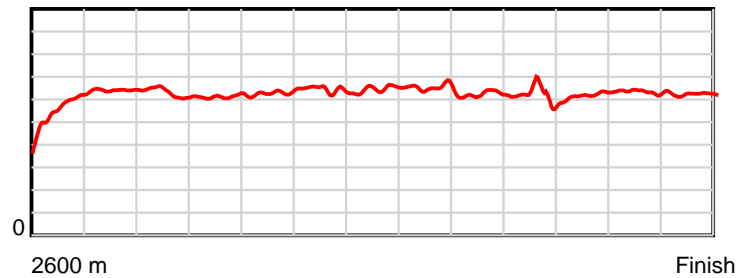
HRNZ and NZMTC and Thoroughbred Ratings Pty Ltd accepts no responsibility for the completeness or accuracy of any of the information contained herein, and makes no representations about its suitability for any particular purpose. Users should make their own judgements about those matters and/or seek independent advice. You assume all risks associated with use of the data provided on this page.

# Race Results

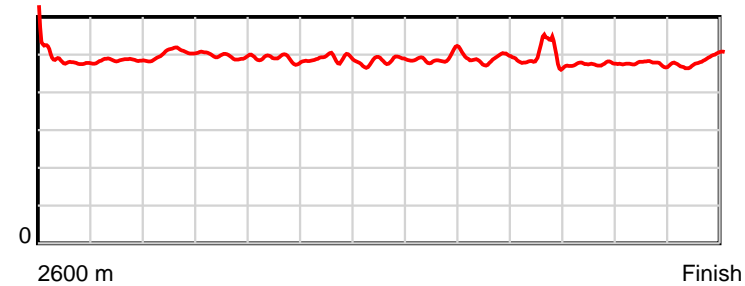
September 30, 2022, Race 1, IRT. YOUR HORSE. OUR PASSION. TROT, Distance 2600m, Addington - Survey 3200m

Result	TAB no.	Horse (Barrier)	2200m to	2000m to	1800m to	1600m to	1400m to	1200m to	1000m to	800m to	600m to	400m to	200m to	Total or	Margin
10th	11	Engaged (11)	2000m	1800m	1600m	1400m	1200m	1000m	800m	600m	400m	200m	WP	Average	
		Position in running (margin)	12(17.7)	11(20.0)	12(18.5)	12(15.3)	11(11.8)	11(10.7)	10(9.0)	7(11.6)	10(14.3)	10(15.1)	10(23.0)		29.70
		Sectional time (s)	16.10	16.13	15.86	15.41	14.94	15.40	16.27	16.25	15.48	15.23	15.88		
		Cumulative time (s)	172.95	156.85	140.72	124.86	109.45	94.51	79.11	62.84	46.59	31.11	15.88	3:27.33	
		Speed (m/s)	12.42	12.40	12.61	12.98	13.39	12.99	12.29	12.31	12.92	13.13	12.59	12.54	
		Stride length (m)	6.25	6.16	6.16	6.36	6.47	6.40	6.00	6.06	6.13	6.26	6.13	6.18	
		Stride duration (s)	0.503	0.497	0.489	0.490	0.483	0.493	0.488	0.492	0.474	0.476	0.487	0.493	
		Stride efficiency (%)	61.12	59.33	59.38	63.17	65.41	63.99	56.24	57.36	58.64	61.15	58.69	59.73	
		Stride count	31.98	32.46	32.45	31.46	30.91	31.25	33.34	33.01	32.65	31.97	32.63	420.54	

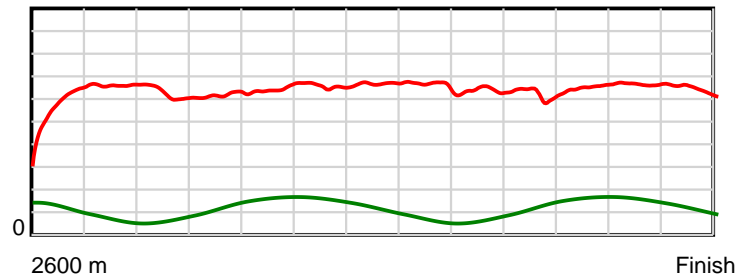
10 m Stride length



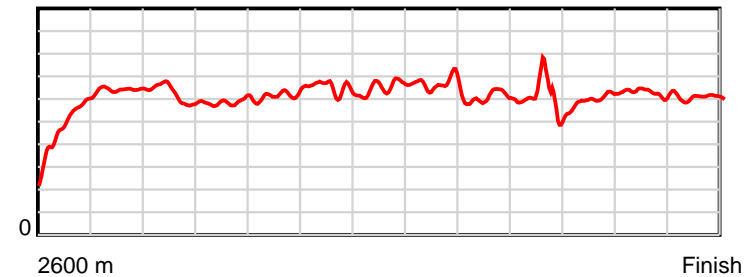
0.6 s Stride duration



20 m/sec Speed



100 % Stride efficiency



Note: Horizontal distance axis grid lines are 200m furlongs.

#### Disclaimer.

HRNZ and NZMTC and Thoroughbred Ratings Pty Ltd accepts no responsibility for the completeness or accuracy of any of the information contained herein, and makes no representations about its suitability for any particular purpose. Users should make their own judgements about those matters and/or seek independent advice. You assume all risks associated with use of the data provided on this page.



# Race Results



September 30, 2022, Race 1, IRT. YOUR HORSE. OUR PASSION. TROT, Distance 2600m, Addington - Survey 3200m

Result	TAB no.	Horse (Barrier)	2600 to	2400m to
11th	15	Starlight Gaze... (0)	2400m	2200m
		Position in running (margin)	-	8(9.7)
		Sectional time (s)	18.44	15.24
		Cumulative time (s)	207.43	188.99
		Speed (m/s)	10.84	13.12
		Stride length (m)	5.67	5.87
		Stride duration (s)	0.447	0.447
		Stride efficiency (%)	50.19	53.86
		Stride count	35.29	34.07

#### Disclaimer.

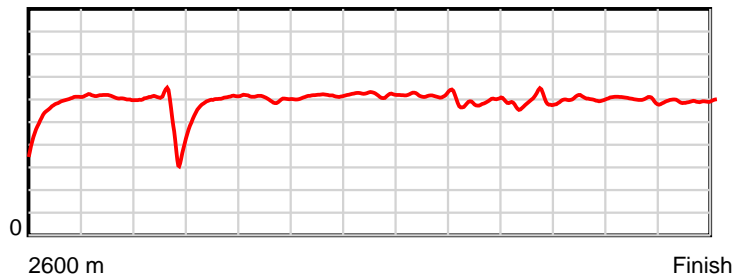
HRNZ and NZMTC and Thoroughbred Ratings Pty Ltd accepts no responsibility for the completeness or accuracy of any of the information contained herein, and makes no representations about its suitability for any particular purpose. Users should make their own judgements about those matters and/or seek independent advice. You assume all risks associated with use of the data provided on this page.

# Race Results

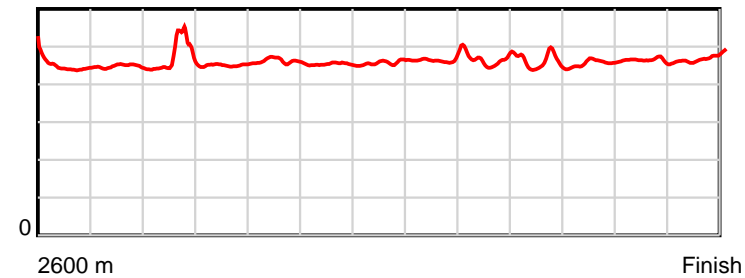
September 30, 2022, Race 1, IRT. YOUR HORSE. OUR PASSION. TROT, Distance 2600m, Addington - Survey 3200m

Result	TAB no.	Horse (Barrier)	2200m to	2000m to	1800m to	1600m to	1400m to	1200m to	1000m to	800m to	600m to	400m to	200m to	Total or	Margin
11th	15	Starlight Gaze... (0)	2000m	1800m	1600m	1400m	1200m	1000m	800m	600m	400m	200m	WP	Average	
		Position in running (margin)	8(12.8)	14(36.2)	14(28.5)	14(22.5)	14(15.1)	13(12.7)	12(11.3)	11(15.4)	9(13.9)	9(13.3)	9(22.7)		30.30
		Sectional time (s)	19.62	15.11	15.39	14.75	14.73	15.44	16.51	15.55	15.25	15.48	15.92		
		Cumulative time (s)	173.75	154.13	139.02	123.63	108.88	94.15	78.71	62.20	46.65	31.40	15.92	3:27.43	
		Speed (m/s)	10.19	13.24	13.00	13.56	13.58	12.95	12.11	12.86	13.11	12.92	12.56	12.53	
		Stride length (m)	4.89	5.97	6.01	6.14	6.22	6.08	5.63	5.86	6.02	5.98	5.93	5.85	
		Stride duration (s)	0.479	0.451	0.462	0.453	0.458	0.470	0.465	0.456	0.459	0.463	0.472	0.467	
		Stride efficiency (%)	37.32	55.68	56.35	59.00	60.55	57.76	49.53	53.75	56.61	55.96	55.03	53.43	
		Stride count	40.93	33.50	33.30	32.55	32.13	32.90	35.52	34.10	33.23	33.42	33.70	444.64	

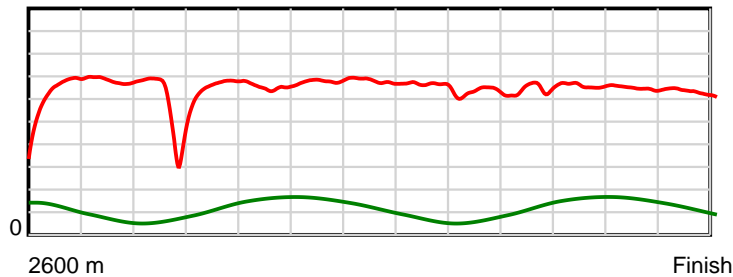
10 m Stride length



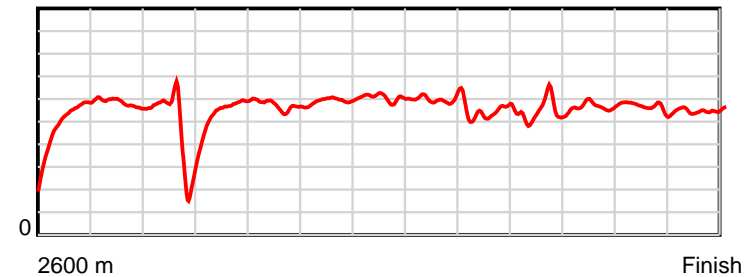
0.6 s Stride duration



20 m/sec Speed



100 % Stride efficiency



Note: Horizontal distance axis grid lines are 200m furlongs.

## Disclaimer.

HRNZ and NZMTC and Thoroughbred Ratings Pty Ltd accepts no responsibility for the completeness or accuracy of any of the information contained herein, and makes no representations about its suitability for any particular purpose. Users should make their own judgements about those matters and/or seek independent advice. You assume all risks associated with use of the data provided on this page.



# Race Results



September 30, 2022, Race 1, IRT. YOUR HORSE. OUR PASSION. TROT, Distance 2600m, Addington - Survey 3200m

Result	TAB no.	Horse (Barrier)	2600 to	2400m to
12th	4	<b>Just Ricky (5)</b>	<b>2400m</b>	<b>2200m</b>
		Position in running (margin)	-	14(21.9)
		Sectional time (s)	20.43	15.57
		Cumulative time (s)	208.20	187.77
		Speed (m/s)	9.79	12.85
		Stride length (m)	6.03	6.45
		Stride duration (s)	0.511	0.502
		Stride efficiency (%)	56.85	64.94
		Stride count	33.16	31.02

#### Disclaimer.

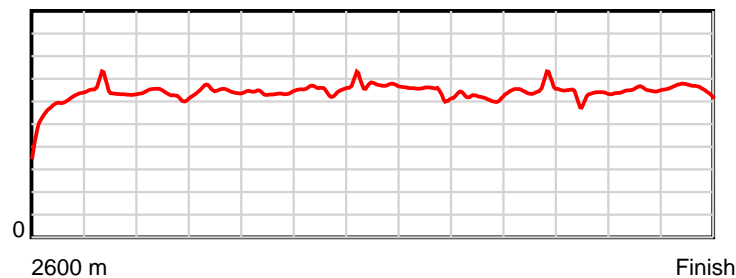
HRNZ and NZMTC and Thoroughbred Ratings Pty Ltd accepts no responsibility for the completeness or accuracy of any of the information contained herein, and makes no representations about its suitability for any particular purpose. Users should make their own judgements about those matters and/or seek independent advice. You assume all risks associated with use of the data provided on this page.

# Race Results

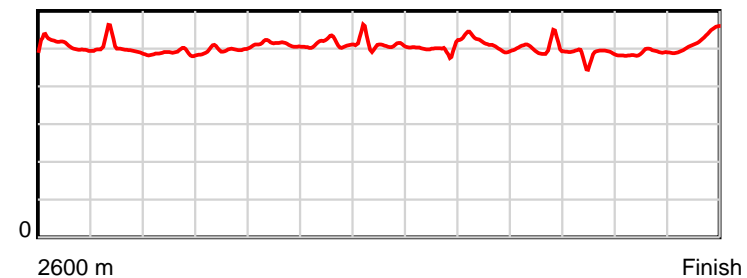
September 30, 2022, Race 1, IRT. YOUR HORSE. OUR PASSION. TROT, Distance 2600m, Addington - Survey 3200m

Result	TAB no.	Horse (Barrier)	2200m to	2000m to	1800m to	1600m to	1400m to	1200m to	1000m to	800m to	600m to	400m to	200m to	Total or	Margin
12th	4	Just Ricky (5)	2000m	1800m	1600m	1400m	1200m	1000m	800m	600m	400m	200m	WP	Average	
		Position in running (margin)	14(26.9)	13(25.1)	13(18.6)	13(16.0)	13(14.4)	14(14.0)	14(14.7)	13(21.2)	13(18.0)	12(18.1)	12(24.9)		34.50
		Sectional time (s)	15.40	15.32	15.95	15.72	15.05	15.80	16.91	15.27	15.37	15.05	16.36		
		Cumulative time (s)	172.20	156.80	141.48	125.53	109.81	94.76	78.96	62.05	46.78	31.41	16.36	3:28.20	
		Speed (m/s)	12.99	13.05	12.54	12.72	13.29	12.66	11.83	13.10	13.01	13.29	12.22	12.49	
		Stride length (m)	6.34	6.49	6.42	6.53	6.78	6.29	6.06	6.56	6.27	6.50	6.44	6.39	
		Stride duration (s)	0.489	0.497	0.512	0.514	0.510	0.497	0.513	0.501	0.481	0.489	0.527	0.512	
		Stride efficiency (%)	62.90	65.89	64.47	66.73	71.89	61.75	57.45	67.27	61.34	65.95	64.81	63.84	
		Stride count	31.52	30.80	31.14	30.61	29.49	31.81	32.98	30.48	31.92	30.79	31.06	406.78	

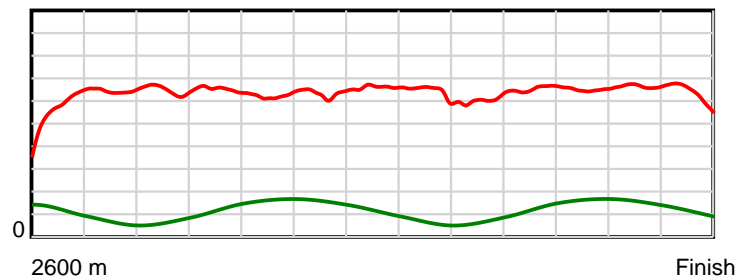
10 m Stride length



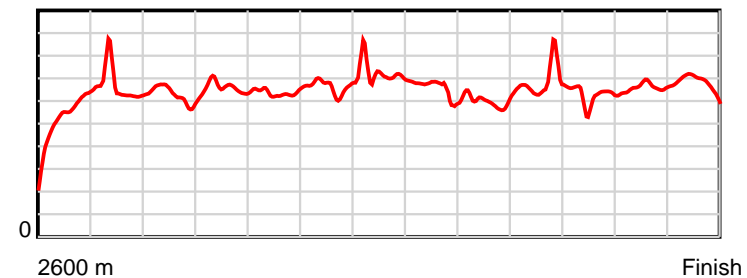
0.6 s Stride duration



20 m/sec Speed



100 % Stride efficiency



Note: Horizontal distance axis grid lines are 200m furlongs.

## Disclaimer.

HRNZ and NZMTC and Thoroughbred Ratings Pty Ltd accepts no responsibility for the completeness or accuracy of any of the information contained herein, and makes no representations about its suitability for any particular purpose. Users should make their own judgements about those matters and/or seek independent advice. You assume all risks associated with use of the data provided on this page.



# Race Results



September 30, 2022, Race 1, IRT. YOUR HORSE. OUR PASSION. TROT, Distance 2600m, Addington - Survey 3200m

Result	TAB no.	Horse (Barrier)	2600 to	2400m to
13th	10	<b>Brianna (10)</b>	<b>2400m</b>	<b>2200m</b>
		Position in running (margin)	-	1(0.0)
		Sectional time (s)	16.89	14.83
		Cumulative time (s)	212.09	195.20
		Speed (m/s)	11.84	13.49
		Stride length (m)	5.73	6.65
		Stride duration (s)	0.486	0.493
		Stride efficiency (%)	51.35	69.08
		Stride count	34.89	30.08

#### Disclaimer.

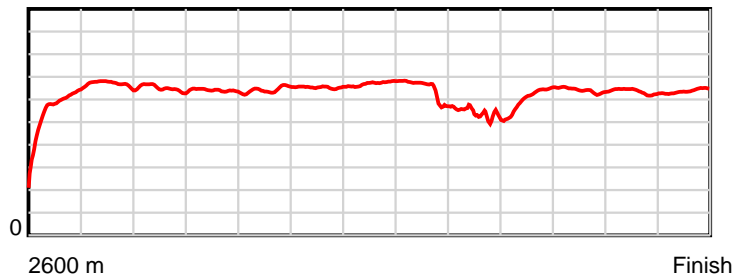
HRNZ and NZMTC and Thoroughbred Ratings Pty Ltd accepts no responsibility for the completeness or accuracy of any of the information contained herein, and makes no representations about its suitability for any particular purpose. Users should make their own judgements about those matters and/or seek independent advice. You assume all risks associated with use of the data provided on this page.

# Race Results

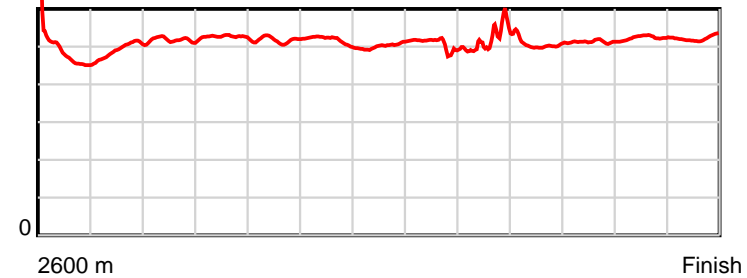
September 30, 2022, Race 1, IRT. YOUR HORSE. OUR PASSION. TROT, Distance 2600m, Addington - Survey 3200m

Result	TAB no.	Horse (Barrier)	2200m to	2000m to	1800m to	1600m to	1400m to	1200m to	1000m to	800m to	600m to	400m to	200m to	Total or	Margin
13th	10	<b>Brianna (10)</b>	<b>2000m</b>	<b>1800m</b>	<b>1600m</b>	<b>1400m</b>	<b>1200m</b>	<b>1000m</b>	<b>800m</b>	<b>600m</b>	<b>400m</b>	<b>200m</b>	<b>WP</b>	<b>Average</b>	
		Position in running (margin)	2(0.7)	2(3.5)	2(3.7)	2(2.6)	2(1.6)	2(0.7)	2(2.0)	14(22.2)	14(27.9)	14(32.8)	13(47.8)		56.10
		Sectional time (s)	16.18	16.42	16.22	15.82	14.98	15.90	19.18	16.75	16.17	16.42	16.33		
		Cumulative time (s)	180.37	164.19	147.77	131.55	115.73	100.75	84.85	65.67	48.92	32.75	16.33	3:32.09	
		Speed (m/s)	12.36	12.18	12.33	12.64	13.35	12.58	10.43	11.94	12.37	12.18	12.25	12.26	
		Stride length (m)	6.41	6.41	6.38	6.54	6.70	6.25	5.23	6.06	6.35	6.38	6.40	6.24	
		Stride duration (s)	0.519	0.527	0.518	0.517	0.502	0.497	0.502	0.507	0.513	0.524	0.523	0.509	
		Stride efficiency (%)	64.22	64.27	63.66	66.78	70.17	61.02	42.74	57.34	62.93	63.67	64.07	60.90	
		Stride count	31.20	31.19	31.33	30.60	29.85	32.00	38.24	33.02	31.52	31.33	31.23	416.48	

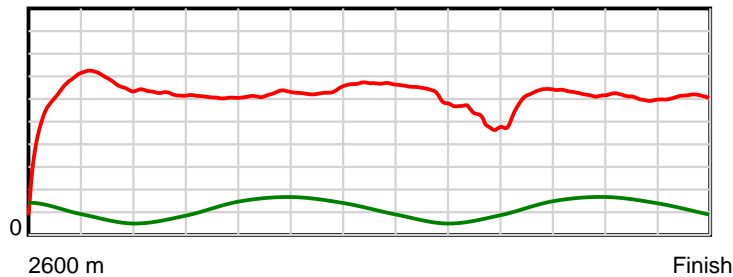
10 m Stride length



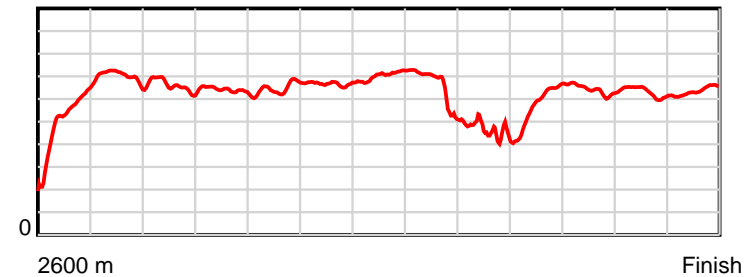
0.5 s Stride duration



20 m/sec Speed



100 % Stride efficiency



Note: Horizontal distance axis grid lines are 200m furlongs.

**Disclaimer.**

HRNZ and NZMTC and Thoroughbred Ratings Pty Ltd accepts no responsibility for the completeness or accuracy of any of the information contained herein, and makes no representations about its suitability for any particular purpose. Users should make their own judgements about those matters and/or seek independent advice. You assume all risks associated with use of the data provided on this page.



# Race Results



September 30, 2022, Race 1, IRT. YOUR HORSE. OUR PASSION. TROT, Distance 2600m, Addington - Survey 3200m

Result	TAB no.	Horse (Barrier)	2600 to	2400m to
14th	14	<b>Opawa Peak (1)</b>	<b>2400m</b>	<b>2200m</b>
		Position in running (margin)	-	13(15.9)
		Sectional time (s)	19.50	16.04
		Cumulative time (s)	212.14	192.64
		Speed (m/s)	10.25	12.47
		Stride length (m)	5.79	6.01
		Stride duration (s)	0.479	0.482
		Stride efficiency (%)	52.40	56.40
		Stride count	34.54	33.29

#### Disclaimer.

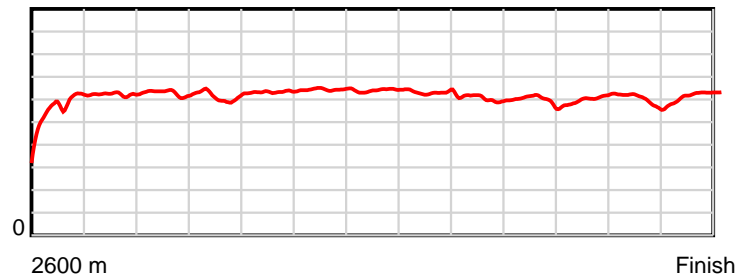
HRNZ and NZMTC and Thoroughbred Ratings Pty Ltd accepts no responsibility for the completeness or accuracy of any of the information contained herein, and makes no representations about its suitability for any particular purpose. Users should make their own judgements about those matters and/or seek independent advice. You assume all risks associated with use of the data provided on this page.

# Race Results

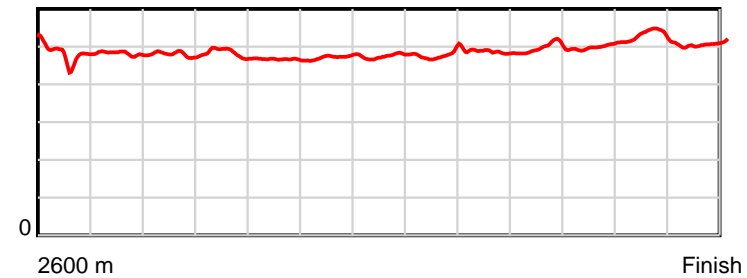
September 30, 2022, Race 1, IRT. YOUR HORSE. OUR PASSION. TROT, Distance 2600m, Addington - Survey 3200m

Result	TAB no.	Horse (Barrier)	2200m to	2000m to	1800m to	1600m to	1400m to	1200m to	1000m to	800m to	600m to	400m to	200m to	Total or	Margin
14th	14	<b>Opawa Peak (1)</b>	<b>2000m</b>	<b>1800m</b>	<b>1600m</b>	<b>1400m</b>	<b>1200m</b>	<b>1000m</b>	<b>800m</b>	<b>600m</b>	<b>400m</b>	<b>200m</b>	<b>WP</b>	<b>Average</b>	
		Position in running (margin)	13(23.8)	12(22.4)	11(18.2)	8(11.5)	5(6.4)	4(4.6)	5(4.8)	6(9.4)	11(15.2)	13(23.9)	14(48.3)		56.40
		Sectional time (s)	15.48	15.69	15.27	15.14	14.82	15.72	16.59	16.78	16.80	17.97	16.34		
		Cumulative time (s)	176.60	161.12	145.43	130.16	115.02	100.20	84.48	67.89	51.11	34.31	16.34	3:32.14	
		Speed (m/s)	12.92	12.75	13.10	13.21	13.50	12.72	12.06	11.92	11.90	11.13	12.24	12.26	
		Stride length (m)	6.20	6.16	6.11	6.25	6.40	6.10	5.86	5.94	5.97	5.89	6.21	6.06	
		Stride duration (s)	0.480	0.483	0.466	0.473	0.475	0.479	0.486	0.498	0.501	0.529	0.507	0.495	
		Stride efficiency (%)	60.08	59.21	58.32	61.01	64.09	58.08	53.67	55.09	55.63	54.26	60.24	57.44	
		Stride count	32.25	32.49	32.74	32.01	31.23	32.81	34.13	33.68	33.52	33.94	32.21	428.84	

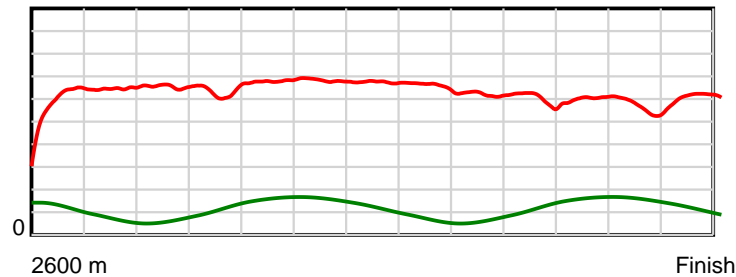
10 m Stride length



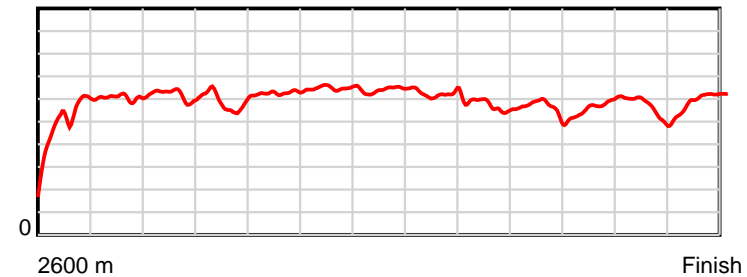
0.6 s Stride duration



20 m/sec Speed



100 % Stride efficiency



Note: Horizontal distance axis grid lines are 200m furlongs.

## Disclaimer.

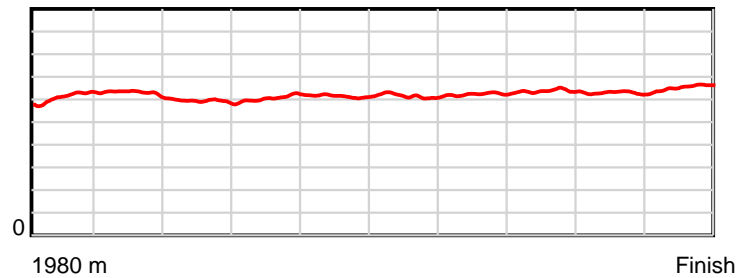
HRNZ and NZMTC and Thoroughbred Ratings Pty Ltd accepts no responsibility for the completeness or accuracy of any of the information contained herein, and makes no representations about its suitability for any particular purpose. Users should make their own judgements about those matters and/or seek independent advice. You assume all risks associated with use of the data provided on this page.

# Race Results

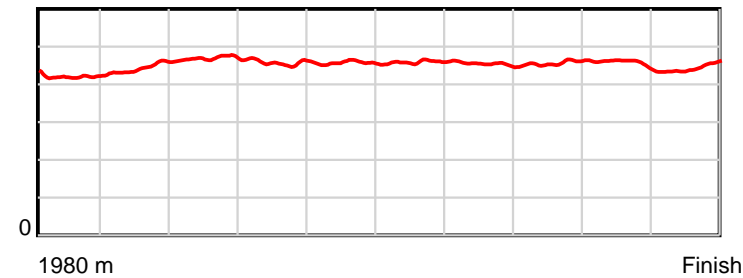
September 30, 2022, Race 2, TRACKSIDE DINING AT ADDINGTON MOBILE PACE, Distance 1980m, Addington - Survey 1980m

Result	TAB no.	Horse (Barrier)	1980 to	1800m to	1600m to	1400m to	1200m to	1000m to	800m to	600m to	400m to	200m to	Total or	Margin
1st	4	<b>Warrior Chief (4)</b>	<b>1800m</b>	<b>1600m</b>	<b>1400m</b>	<b>1200m</b>	<b>1000m</b>	<b>800m</b>	<b>600m</b>	<b>400m</b>	<b>200m</b>	<b>WP</b>	<b>Average</b>	
		Position in running (margin)	-	2(0.4)	1(0.0)	1(0.0)	3(1.9)	3(2.4)	3(2.0)	3(2.1)	3(1.7)	3(1.9)		0.00
		Sectional time (s)	12.47	14.49	15.78	15.11	14.90	15.04	14.60	14.44	14.51	13.60		
		Cumulative time (s)	144.94	132.47	117.98	102.20	87.09	72.19	57.15	42.55	28.11	13.60	2:24.94	
		Speed (m/s)	14.44	13.80	12.67	13.24	13.42	13.30	13.70	13.85	13.78	14.71	13.66	
		Stride length (m)	6.09	6.13	5.94	6.07	6.13	6.10	6.22	6.33	6.29	6.54	6.18	
		Stride duration (s)	0.419	0.444	0.469	0.458	0.457	0.459	0.454	0.457	0.456	0.445	0.452	
		Stride efficiency (%)	57.93	58.70	55.20	57.50	58.69	58.20	60.45	62.58	61.82	66.80	59.69	
		Stride count	29.56	32.63	33.65	32.97	32.63	32.77	32.16	31.61	31.80	30.59	320.37	

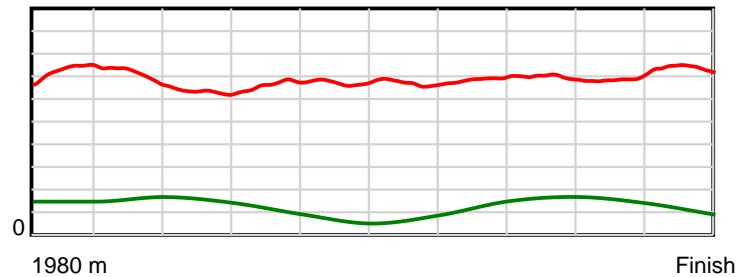
10 m Stride length



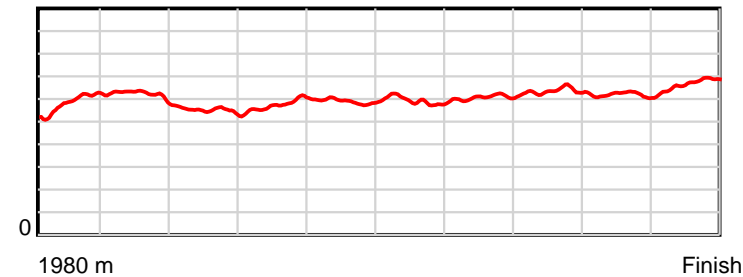
0.6 s Stride duration



20 m/sec Speed



100 % Stride efficiency



Note: Horizontal distance axis grid lines are 200m furlongs.

## Disclaimer.

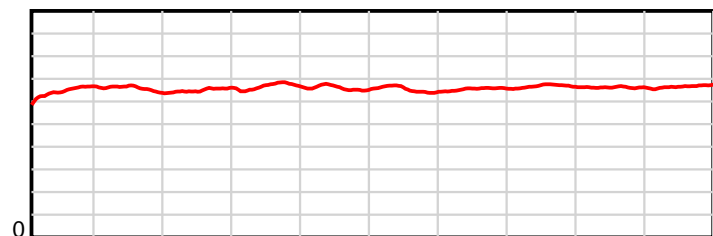
HRNZ and NZMTC and Thoroughbred Ratings Pty Ltd accepts no responsibility for the completeness or accuracy of any of the information contained herein, and makes no representations about its suitability for any particular purpose. Users should make their own judgements about those matters and/or seek independent advice. You assume all risks associated with use of the data provided on this page.

# Race Results

September 30, 2022, Race 2, TRACKSIDE DINING AT ADDINGTON MOBILE PACE, Distance 1980m, Addington - Survey 1980m

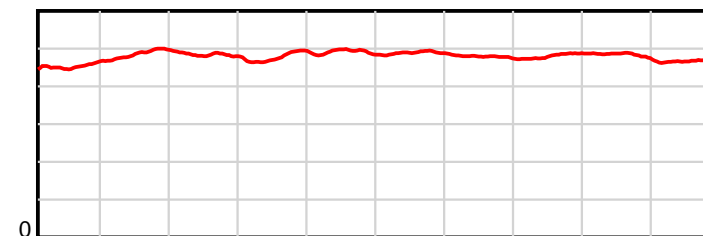
Result	TAB no.	Horse (Barrier)	1980 to	1800m to	1600m to	1400m to	1200m to	1000m to	800m to	600m to	400m to	200m to	Total or	Margin
2nd	10	<b>Dream Prospect (9)</b>	<b>1800m</b>	<b>1600m</b>	<b>1400m</b>	<b>1200m</b>	<b>1000m</b>	<b>800m</b>	<b>600m</b>	<b>400m</b>	<b>200m</b>	<b>WP</b>	<b>Average</b>	
		Position in running (margin)	-	4(3.8)	4(7.0)	3(2.7)	1(0.0)	1(0.0)	1(0.0)	2(0.1)	1(0.0)	1(0.0)		0.70
		Sectional time (s)	12.86	15.08	15.06	14.34	14.82	15.10	14.59	14.50	14.49	14.23		
		Cumulative time (s)	145.07	132.21	117.13	102.07	87.73	72.91	57.81	43.22	28.72	14.23	2:25.07	
		Speed (m/s)	14.00	13.26	13.28	13.95	13.50	13.25	13.71	13.79	13.80	14.05	13.65	
		Stride length (m)	6.49	6.45	6.42	6.67	6.62	6.47	6.55	6.64	6.66	6.60	6.56	
		Stride duration (s)	0.454	0.487	0.484	0.478	0.491	0.489	0.478	0.481	0.482	0.470	0.480	
		Stride efficiency (%)	65.81	65.11	64.47	69.45	68.55	65.48	67.12	68.90	69.28	68.14	67.20	
		Stride count	27.74	30.99	31.14	30.00	30.20	30.90	30.52	30.12	30.04	30.29	301.94	

10 m Stride length



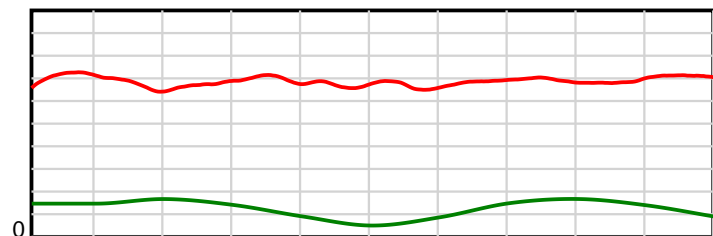
1980 m Finish

0.6 s Stride duration



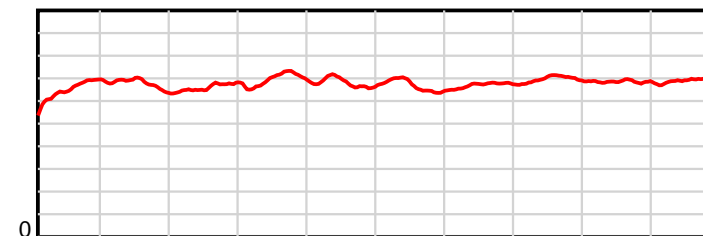
1980 m Finish

20 m/sec Speed



1980 m Finish

100 % Stride efficiency



1980 m Finish

Note: Horizontal distance axis grid lines are 200m furlongs.

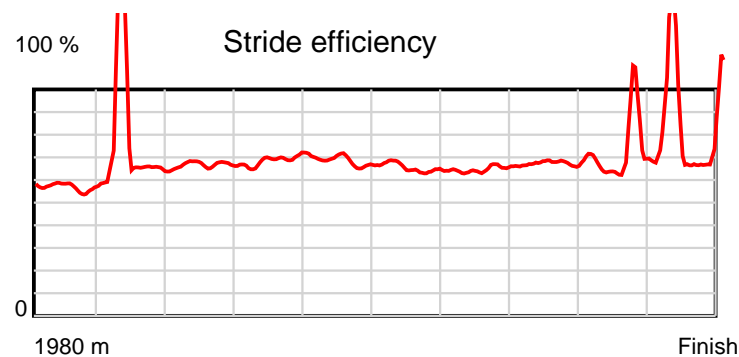
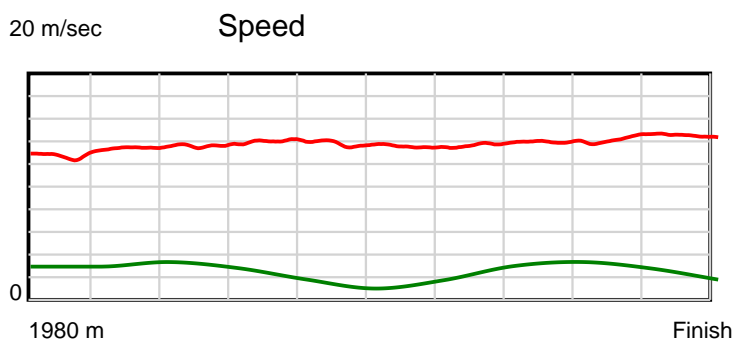
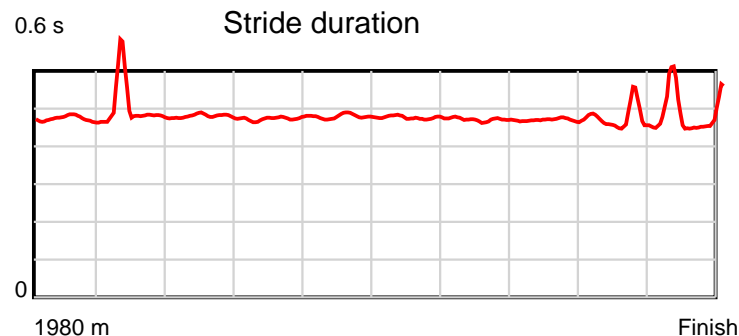
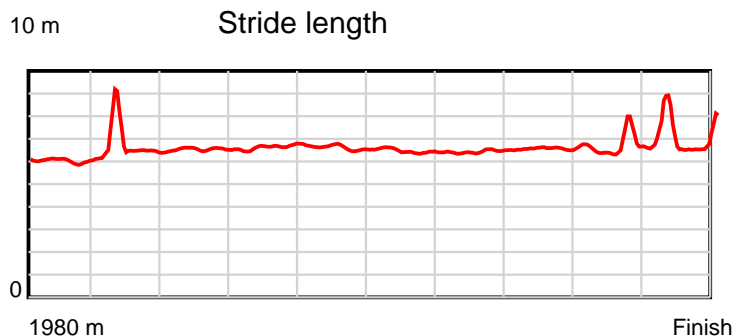
### Disclaimer.

HRNZ and NZMTC and Thoroughbred Ratings Pty Ltd accepts no responsibility for the completeness or accuracy of any of the information contained herein, and makes no representations about its suitability for any particular purpose. Users should make their own judgements about those matters and/or seek independent advice. You assume all risks associated with use of the data provided on this page.

# Race Results

September 30, 2022, Race 2, TRACKSIDE DINING AT ADDINGTON MOBILE PACE, Distance 1980m, Addington - Survey 1980m

Result	TAB no.	Horse (Barrier)	1980 to	1800m to	1600m to	1400m to	1200m to	1000m to	800m to	600m to	400m to	200m to	Total or	Margin
3rd	7	<b>Cougar Express (7)</b>	<b>1800m</b>	<b>1600m</b>	<b>1400m</b>	<b>1200m</b>	<b>1000m</b>	<b>800m</b>	<b>600m</b>	<b>400m</b>	<b>200m</b>	<b>WP</b>	<b>Average</b>	
		Position in running (margin)	-	7(9.8)	8(14.9)	8(9.7)	6(6.3)	5(4.0)	5(3.5)	5(3.2)	6(4.7)	6(3.7)		1.80
		Sectional time (s)	13.90	15.39	14.92	14.23	14.44	15.01	14.54	14.76	14.33	13.76		
		Cumulative time (s)	145.28	131.38	115.99	101.07	86.84	72.40	57.39	42.85	28.09	13.76	2:25.28	
		Speed (m/s)	12.95	13.00	13.40	14.05	13.85	13.32	13.76	13.55	13.96	14.53	13.63	
		Stride length (m)	6.07	6.31	6.44	6.66	6.63	6.34	6.47	6.39	6.48	6.87	6.46	
		Stride duration (s)	0.473	0.485	0.480	0.474	0.479	0.476	0.470	0.472	0.465	0.472	0.474	
		Stride efficiency (%)	57.52	62.19	64.79	69.32	68.74	62.89	65.40	63.79	65.70	73.69	65.29	
		Stride count	29.67	31.70	31.06	30.03	30.15	31.53	30.92	31.30	30.84	29.13	306.33	



Note: Horizontal distance axis grid lines are 200m furlongs.

#### Disclaimer.

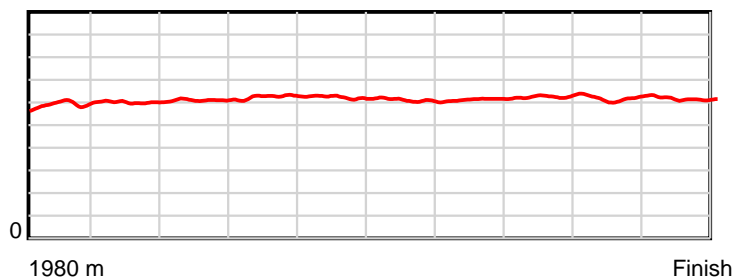
HRNZ and NZMTC and Thoroughbred Ratings Pty Ltd accepts no responsibility for the completeness or accuracy of any of the information contained herein, and makes no representations about its suitability for any particular purpose. Users should make their own judgements about those matters and/or seek independent advice. You assume all risks associated with use of the data provided on this page.

# Race Results

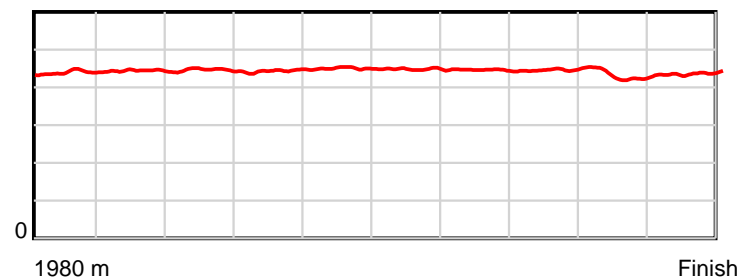
September 30, 2022, Race 2, TRACKSIDE DINING AT ADDINGTON MOBILE PACE, Distance 1980m, Addington - Survey 1980m

Result	TAB no.	Horse (Barrier)	1980 to	1800m to	1600m to	1400m to	1200m to	1000m to	800m to	600m to	400m to	200m to	Total or	Margin
4th	3	<b>Smoke On The W... (3)</b>	<b>1800m</b>	<b>1600m</b>	<b>1400m</b>	<b>1200m</b>	<b>1000m</b>	<b>800m</b>	<b>600m</b>	<b>400m</b>	<b>200m</b>	<b>WP</b>	<b>Average</b>	
		Position in running (margin)	-	8(9.9)	7(12.3)	6(6.5)	4(2.6)	4(3.1)	4(2.9)	4(2.8)	4(2.5)	2(0.2)		2.40
		Sectional time (s)	13.99	14.95	14.81	14.14	14.90	15.08	14.56	14.47	14.11	14.36		
		Cumulative time (s)	145.37	131.38	116.43	101.62	87.48	72.58	57.50	42.94	28.47	14.36	2:25.37	
		Speed (m/s)	12.87	13.38	13.50	14.14	13.42	13.26	13.74	13.82	14.17	13.93	13.62	
		Stride length (m)	5.93	5.94	6.03	6.27	6.04	5.94	6.13	6.17	6.11	6.08	6.06	
		Stride duration (s)	0.440	0.444	0.446	0.443	0.450	0.448	0.446	0.447	0.431	0.437	0.445	
		Stride efficiency (%)	54.90	55.08	56.78	61.42	56.97	55.15	58.73	59.55	58.40	57.85	57.45	
		Stride count	30.37	33.69	33.18	31.90	33.12	33.67	32.62	32.40	32.72	32.87	326.54	

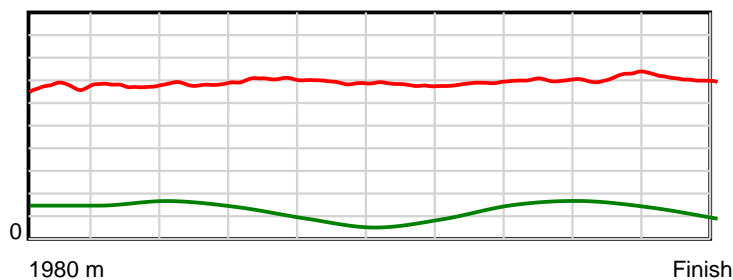
10 m Stride length



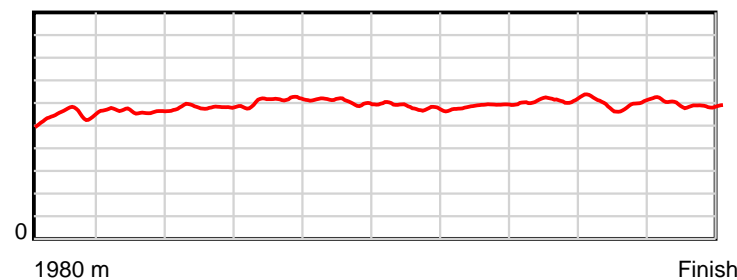
0.6 s Stride duration



20 m/sec Speed



100 % Stride efficiency



Note: Horizontal distance axis grid lines are 200m furlongs.

## Disclaimer.

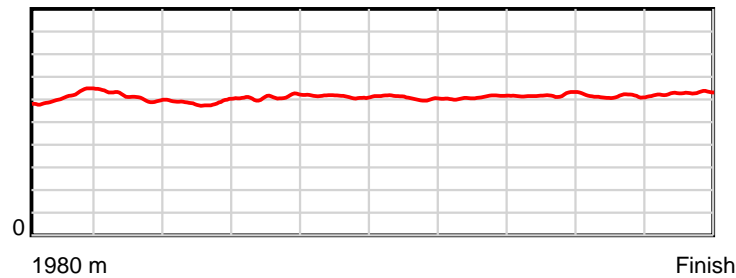
HRNZ and NZMTC and Thoroughbred Ratings Pty Ltd accepts no responsibility for the completeness or accuracy of any of the information contained herein, and makes no representations about its suitability for any particular purpose. Users should make their own judgements about those matters and/or seek independent advice. You assume all risks associated with use of the data provided on this page.

# Race Results

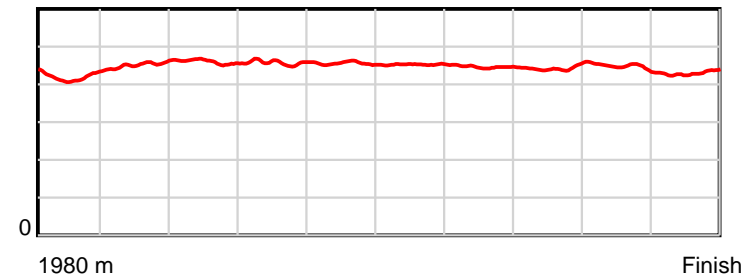
September 30, 2022, Race 2, TRACKSIDE DINING AT ADDINGTON MOBILE PACE, Distance 1980m, Addington - Survey 1980m

Result	TAB no.	Horse (Barrier)	1980 to	1800m to	1600m to	1400m to	1200m to	1000m to	800m to	600m to	400m to	200m to	Total or	Margin
5th	2	<b>Uptown Funk (2)</b>	<b>1800m</b>	<b>1600m</b>	<b>1400m</b>	<b>1200m</b>	<b>1000m</b>	<b>800m</b>	<b>600m</b>	<b>400m</b>	<b>200m</b>	<b>WP</b>	<b>Average</b>	
		Position in running (margin)	-	1(0.0)	2(2.9)	2(2.4)	5(3.8)	6(4.5)	6(3.9)	6(4.0)	5(3.6)	5(3.7)		2.40
		Sectional time (s)	12.41	15.03	15.69	15.02	14.94	15.01	14.60	14.43	14.51	13.74		
		Cumulative time (s)	145.38	132.97	117.94	102.25	87.23	72.29	57.28	42.68	28.25	13.74	2:25.38	
		Speed (m/s)	14.51	13.31	12.75	13.32	13.39	13.32	13.70	13.86	13.78	14.56	13.62	
		Stride length (m)	6.12	6.02	5.86	6.09	6.10	6.02	6.11	6.15	6.16	6.26	6.09	
		Stride duration (s)	0.419	0.452	0.460	0.458	0.455	0.452	0.446	0.444	0.447	0.430	0.447	
		Stride efficiency (%)	58.58	56.59	53.60	58.05	58.08	56.71	58.43	59.08	59.29	61.28	57.91	
		Stride count	29.40	33.23	34.15	32.81	32.80	33.20	32.71	32.53	32.47	31.94	325.24	

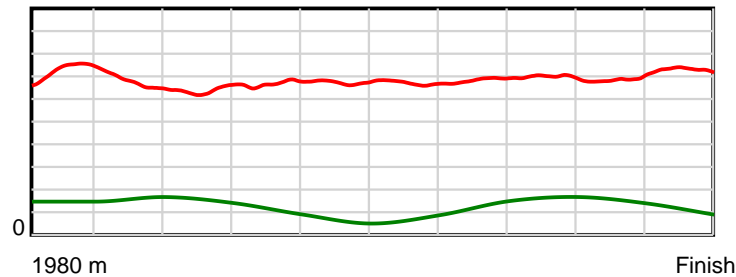
10 m Stride length



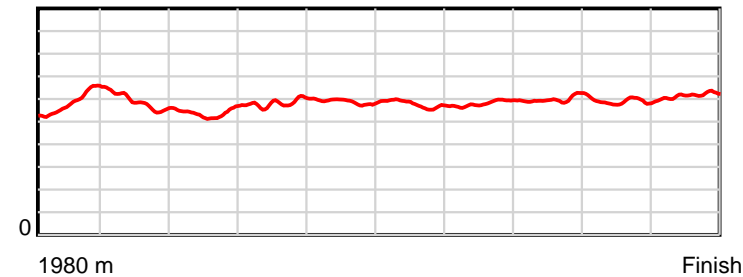
0.6 s Stride duration



20 m/sec Speed



100 % Stride efficiency



Note: Horizontal distance axis grid lines are 200m furlongs.

### Disclaimer.

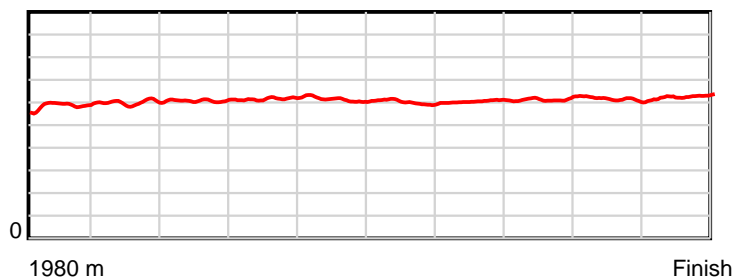
HRNZ and NZMTC and Thoroughbred Ratings Pty Ltd accepts no responsibility for the completeness or accuracy of any of the information contained herein, and makes no representations about its suitability for any particular purpose. Users should make their own judgements about those matters and/or seek independent advice. You assume all risks associated with use of the data provided on this page.

# Race Results

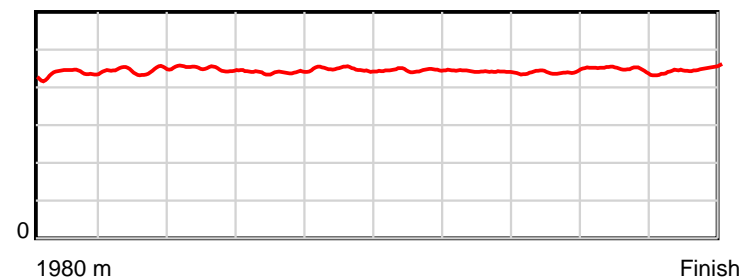
September 30, 2022, Race 2, TRACKSIDE DINING AT ADDINGTON MOBILE PACE, Distance 1980m, Addington - Survey 1980m

Result	TAB no.	Horse (Barrier)	1980 to	1800m to	1600m to	1400m to	1200m to	1000m to	800m to	600m to	400m to	200m to	Total or	Margin
6th	5	Major Icon (5)	1800m	1600m	1400m	1200m	1000m	800m	600m	400m	200m	WP	Average	
		Position in running (margin)	-	5(6.4)	5(9.4)	4(4.5)	2(1.1)	2(0.8)	2(0.3)	1(0.0)	2(0.9)	4(2.1)		3.70
		Sectional time (s)	13.41	15.05	14.96	14.23	14.76	15.02	14.54	14.66	14.69	14.29		
		Cumulative time (s)	145.61	132.20	117.15	102.19	87.96	73.20	58.18	43.64	28.98	14.29	2:25.61	
		Speed (m/s)	13.42	13.29	13.37	14.05	13.55	13.32	13.76	13.64	13.61	14.00	13.60	
		Stride length (m)	5.91	5.92	6.02	6.18	6.07	5.93	6.08	6.02	6.09	6.29	6.05	
		Stride duration (s)	0.438	0.445	0.450	0.440	0.448	0.446	0.442	0.441	0.447	0.449	0.445	
		Stride efficiency (%)	54.60	54.77	56.68	59.67	57.66	55.02	57.72	56.59	57.89	61.73	57.20	
		Stride count	30.45	33.78	33.21	32.37	32.92	33.70	32.91	33.24	32.86	31.82	327.26	

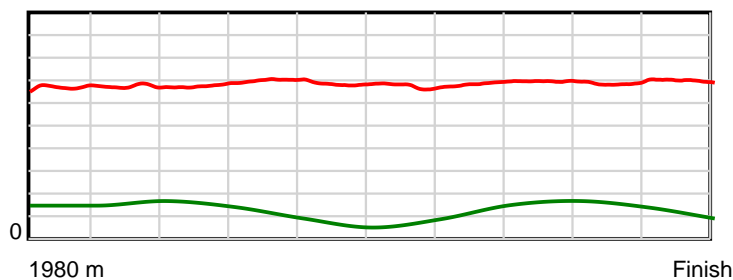
10 m Stride length



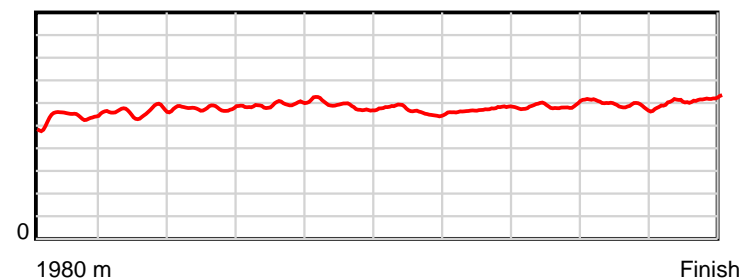
0.6 s Stride duration



20 m/sec Speed



100 % Stride efficiency



Note: Horizontal distance axis grid lines are 200m furlongs.

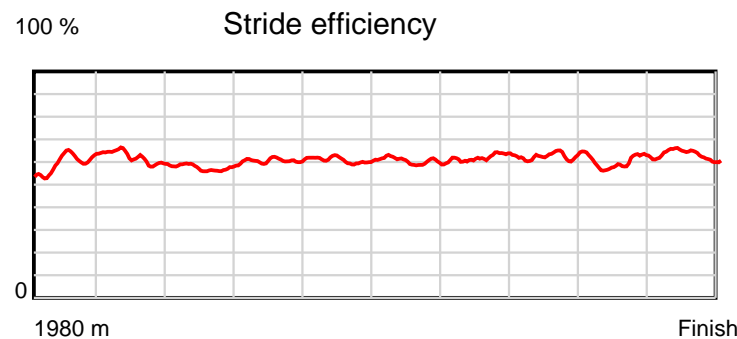
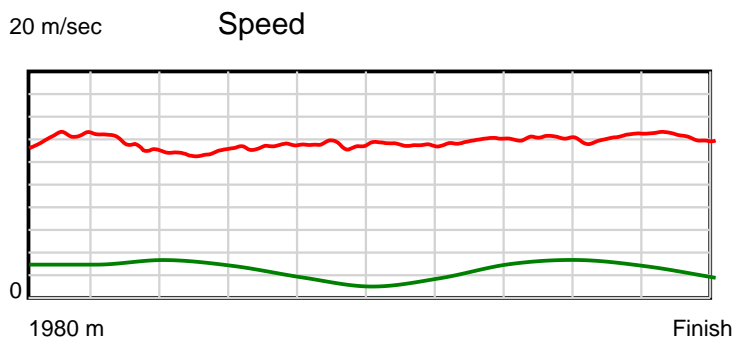
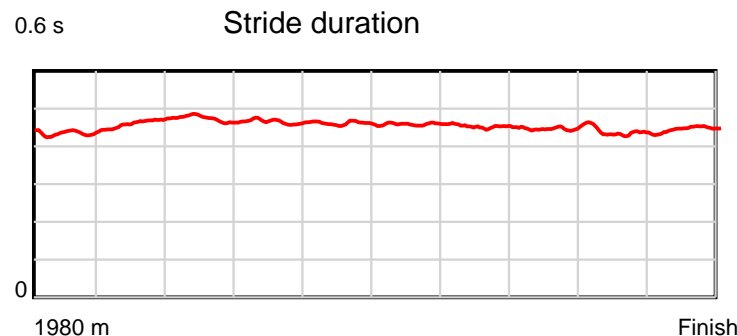
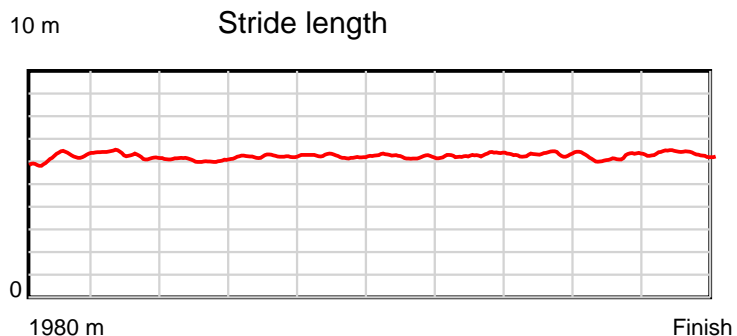
## Disclaimer.

HRNZ and NZMTC and Thoroughbred Ratings Pty Ltd accepts no responsibility for the completeness or accuracy of any of the information contained herein, and makes no representations about its suitability for any particular purpose. Users should make their own judgements about those matters and/or seek independent advice. You assume all risks associated with use of the data provided on this page.

# Race Results

September 30, 2022, Race 2, TRACKSIDE DINING AT ADDINGTON MOBILE PACE, Distance 1980m, Addington - Survey 1980m

Result	TAB no.	Horse (Barrier)	1980 to	1800m to	1600m to	1400m to	1200m to	1000m to	800m to	600m to	400m to	200m to	Total or	Margin
7th	1	<b>Chrislynn (1)</b>	<b>1800m</b>	<b>1600m</b>	<b>1400m</b>	<b>1200m</b>	<b>1000m</b>	<b>800m</b>	<b>600m</b>	<b>400m</b>	<b>200m</b>	<b>WP</b>	<b>Average</b>	
		Position in running (margin)	-	3(2.0)	3(5.8)	5(5.7)	7(6.8)	7(6.5)	8(6.1)	8(5.9)	8(6.5)	7(4.2)		4.00
		Sectional time (s)	12.65	15.18	15.77	14.96	14.79	15.02	14.56	14.62	14.10	14.01		
		Cumulative time (s)	145.66	133.01	117.83	102.06	87.10	72.31	57.29	42.73	28.11	14.01	2:25.66	
		Speed (m/s)	14.23	13.18	12.68	13.37	13.52	13.32	13.74	13.68	14.18	14.28	13.59	
		Stride length (m)	6.17	6.08	6.00	6.22	6.23	6.11	6.21	6.12	6.19	6.37	6.17	
		Stride duration (s)	0.433	0.461	0.473	0.465	0.461	0.459	0.452	0.448	0.436	0.446	0.454	
		Stride efficiency (%)	59.50	57.70	56.31	60.43	60.68	58.33	60.31	58.60	59.89	63.40	59.47	
		Stride count	29.17	32.91	33.32	32.16	32.10	32.73	32.19	32.66	32.31	31.40	320.95	



Note: Horizontal distance axis grid lines are 200m furlongs.

**Disclaimer.**

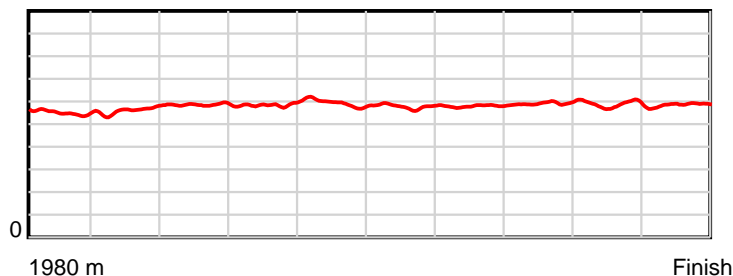
HRNZ and NZMTC and Thoroughbred Ratings Pty Ltd accepts no responsibility for the completeness or accuracy of any of the information contained herein, and makes no representations about its suitability for any particular purpose. Users should make their own judgements about those matters and/or seek independent advice. You assume all risks associated with use of the data provided on this page.

# Race Results

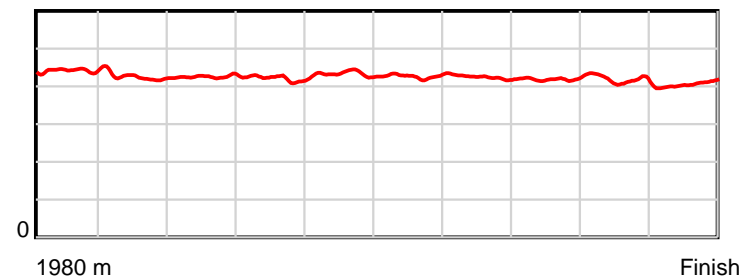
September 30, 2022, Race 2, TRACKSIDE DINING AT ADDINGTON MOBILE PACE, Distance 1980m, Addington - Survey 1980m

Result	TAB no.	Horse (Barrier)	1980 to	1800m to	1600m to	1400m to	1200m to	1000m to	800m to	600m to	400m to	200m to	Total or	Margin
8th	9	<b>Sir Monty (8)</b>	<b>1800m</b>	<b>1600m</b>	<b>1400m</b>	<b>1200m</b>	<b>1000m</b>	<b>800m</b>	<b>600m</b>	<b>400m</b>	<b>200m</b>	<b>WP</b>	<b>Average</b>	
		Position in running (margin)	-	10(13.9)	9(18.3)	9(11.5)	9(9.3)	9(8.9)	9(8.1)	9(8.5)	9(7.2)	8(5.4)		4.90
		Sectional time (s)	14.68	15.28	14.63	14.43	14.75	14.97	14.64	14.30	14.19	13.96		
		Cumulative time (s)	145.83	131.15	115.87	101.24	86.81	72.06	57.09	42.45	28.15	13.96	2:25.83	
		Speed (m/s)	12.26	13.09	13.67	13.86	13.56	13.36	13.66	13.99	14.09	14.33	13.58	
		Stride length (m)	5.47	5.57	5.81	5.83	5.87	5.70	5.79	5.87	5.88	5.83	5.76	
		Stride duration (s)	0.443	0.426	0.425	0.421	0.433	0.427	0.424	0.420	0.417	0.407	0.424	
		Stride efficiency (%)	46.84	48.56	52.80	53.15	53.91	50.82	52.36	53.80	53.97	53.08	51.90	
		Stride count	32.88	35.88	34.41	34.29	34.05	35.07	34.55	34.09	34.03	34.31	343.56	

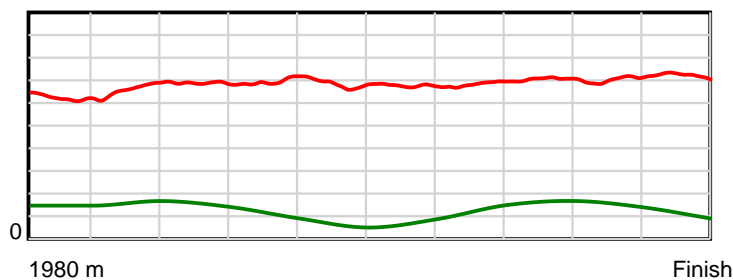
10 m Stride length



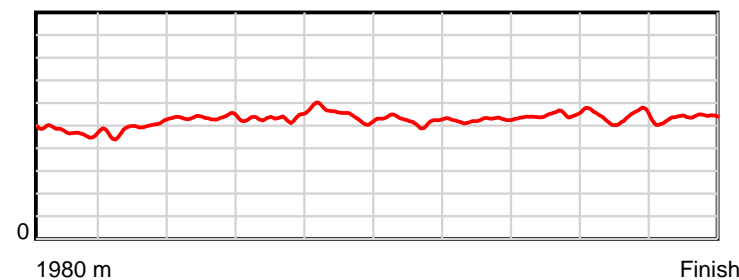
0.6 s Stride duration



20 m/sec Speed



100 % Stride efficiency



Note: Horizontal distance axis grid lines are 200m furlongs.

**Disclaimer.**

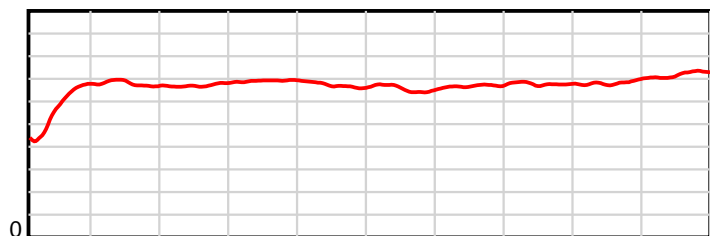
HRNZ and NZMTC and Thoroughbred Ratings Pty Ltd accepts no responsibility for the completeness or accuracy of any of the information contained herein, and makes no representations about its suitability for any particular purpose. Users should make their own judgements about those matters and/or seek independent advice. You assume all risks associated with use of the data provided on this page.

# Race Results

September 30, 2022, Race 2, TRACKSIDE DINING AT ADDINGTON MOBILE PACE, Distance 1980m, Addington - Survey 1980m

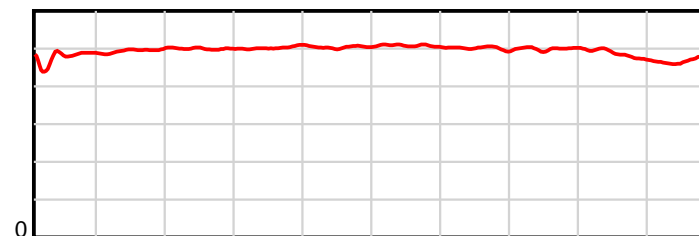
Result	TAB no.	Horse (Barrier)	1980 to	1800m to	1600m to	1400m to	1200m to	1000m to	800m to	600m to	400m to	200m to	Total or	Margin
9th	11	<b>Lone Wolf (10)</b>	<b>1800m</b>	<b>1600m</b>	<b>1400m</b>	<b>1200m</b>	<b>1000m</b>	<b>800m</b>	<b>600m</b>	<b>400m</b>	<b>200m</b>	<b>WP</b>	<b>Average</b>	
		Position in running (margin)	-	11(26.9)	10(27.7)	10(22.3)	10(20.7)	10(22.0)	10(24.8)	10(27.1)	10(29.2)	10(27.3)		21.10
		Sectional time (s)	16.82	14.69	14.87	14.53	15.03	15.57	14.96	14.86	14.18	13.22		
		Cumulative time (s)	148.73	131.91	117.22	102.35	87.82	72.79	57.22	42.26	27.40	13.22	2:28.73	
		Speed (m/s)	10.70	13.61	13.45	13.76	13.31	12.85	13.37	13.46	14.10	15.13	13.31	
		Stride length (m)	5.78	6.74	6.72	6.92	6.70	6.53	6.70	6.73	6.84	7.14	6.67	
		Stride duration (s)	0.475	0.495	0.500	0.503	0.504	0.508	0.501	0.500	0.485	0.472	0.501	
		Stride efficiency (%)	52.27	71.03	70.58	74.86	70.17	66.53	70.11	70.74	73.02	79.69	69.55	
		Stride count	31.12	29.66	29.76	28.90	29.85	30.65	29.86	29.72	29.26	28.01	296.79	

10 m Stride length



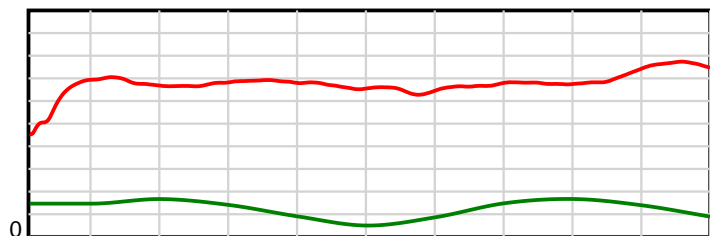
1980 m Finish

0.6 s Stride duration



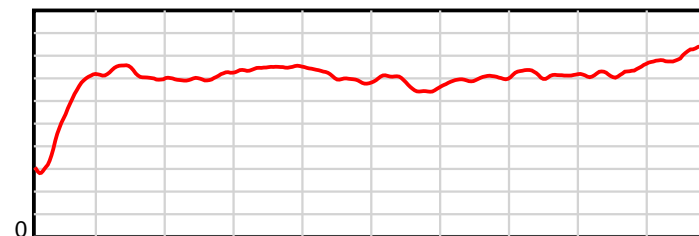
1980 m Finish

20 m/sec Speed



1980 m Finish

100 % Stride efficiency



1980 m Finish

Note: Horizontal distance axis grid lines are 200m furlongs.

**Disclaimer.**

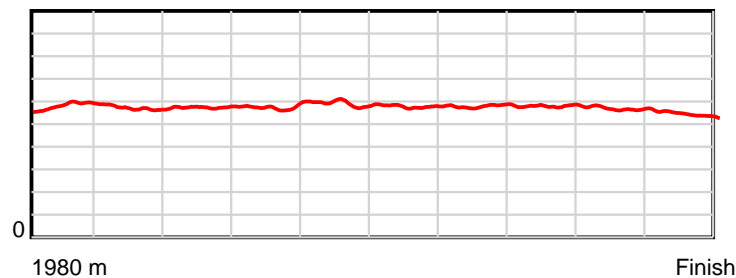
HRNZ and NZMTC and Thoroughbred Ratings Pty Ltd accepts no responsibility for the completeness or accuracy of any of the information contained herein, and makes no representations about its suitability for any particular purpose. Users should make their own judgements about those matters and/or seek independent advice. You assume all risks associated with use of the data provided on this page.

# Race Results

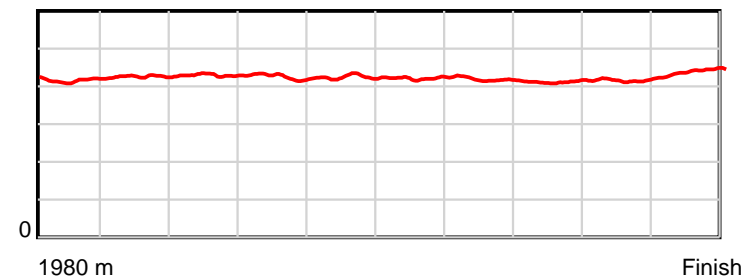
September 30, 2022, Race 2, TRACKSIDE DINING AT ADDINGTON MOBILE PACE, Distance 1980m, Addington - Survey 1980m

Result	TAB no.	Horse (Barrier)	1980 to	1800m to	1600m to	1400m to	1200m to	1000m to	800m to	600m to	400m to	200m to	Total or	Margin
10th	12	<b>Spandal (11)</b>	<b>1800m</b>	<b>1600m</b>	<b>1400m</b>	<b>1200m</b>	<b>1000m</b>	<b>800m</b>	<b>600m</b>	<b>400m</b>	<b>200m</b>	<b>WP</b>	<b>Average</b>	
		Position in running (margin)	-	6(8.6)	6(11.6)	7(7.2)	8(7.4)	8(7.0)	7(6.1)	7(5.8)	7(6.2)	9(9.2)		21.30
		Sectional time (s)	13.79	15.06	15.04	14.81	14.75	14.95	14.55	14.57	14.98	16.27		
		Cumulative time (s)	148.77	134.98	119.92	104.88	90.07	75.32	60.37	45.82	31.25	16.27	2:28.77	
		Speed (m/s)	13.05	13.28	13.30	13.50	13.56	13.38	13.75	13.73	13.35	12.29	13.31	
		Stride length (m)	5.80	5.65	5.71	5.75	5.76	5.64	5.76	5.65	5.56	5.41	5.66	
		Stride duration (s)	0.415	0.426	0.429	0.426	0.425	0.421	0.419	0.412	0.417	0.440	0.426	
		Stride efficiency (%)	52.63	49.93	50.95	51.59	51.77	49.65	51.83	49.87	48.34	45.66	50.14	
		Stride count	31.02	35.38	35.03	34.81	34.75	35.48	34.73	35.40	35.96	37.00	349.56	

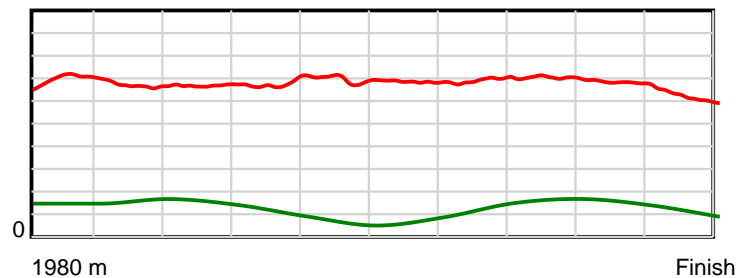
10 m Stride length



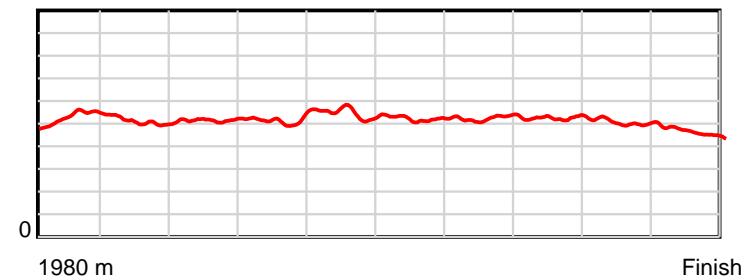
0.6 s Stride duration



20 m/sec Speed



100 % Stride efficiency



Note: Horizontal distance axis grid lines are 200m furlongs.

## Disclaimer.

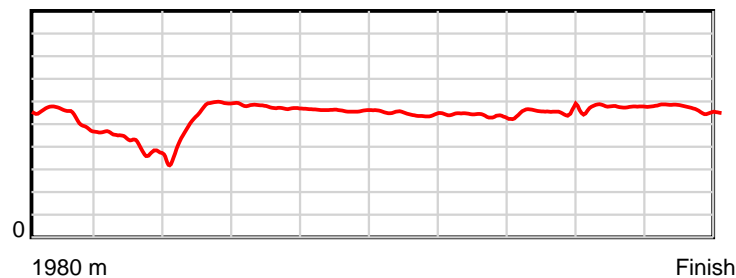
HRNZ and NZMTC and Thoroughbred Ratings Pty Ltd accepts no responsibility for the completeness or accuracy of any of the information contained herein, and makes no representations about its suitability for any particular purpose. Users should make their own judgements about those matters and/or seek independent advice. You assume all risks associated with use of the data provided on this page.

# Race Results

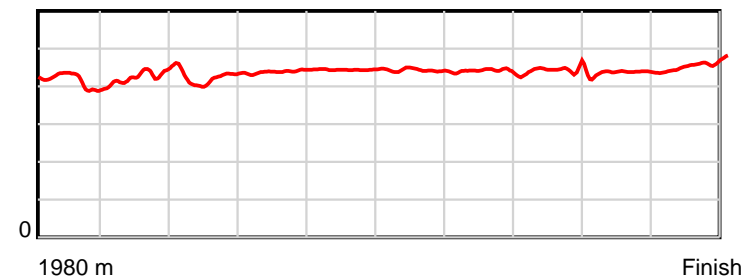
September 30, 2022, Race 2, TRACKSIDE DINING AT ADDINGTON MOBILE PACE, Distance 1980m, Addington - Survey 1980m

Result	TAB no.	Horse (Barrier)	1980 to	1800m to	1600m to	1400m to	1200m to	1000m to	800m to	600m to	400m to	200m to	Total or	Margin
11th	6	Major Torque (6)	1800m	1600m	1400m	1200m	1000m	800m	600m	400m	200m	WP	Average	
		Position in running (margin)	-	9(10.8)	11(54.2)	11(62.5)	11(65.9)	11(72.7)	11(80.5)	11(91.8)	11(100.9)	11(105.4)		110.90
		Sectional time (s)	14.12	21.77	17.16	15.36	15.96	16.40	16.46	16.04	15.24	16.39		
		Cumulative time (s)	164.90	150.78	129.01	111.85	96.49	80.53	64.13	47.67	31.63	16.39	2:44.90	
		Speed (m/s)	12.75	9.19	11.66	13.02	12.53	12.20	12.15	12.47	13.12	12.20	12.01	
		Stride length (m)	5.30	3.92	4.97	5.72	5.57	5.39	5.34	5.48	5.75	5.61	5.24	
		Stride duration (s)	0.414	0.427	0.426	0.439	0.444	0.442	0.440	0.439	0.438	0.460	0.437	
		Stride efficiency (%)	43.96	24.03	38.56	51.13	48.40	45.35	44.64	46.94	51.62	49.19	42.97	
		Stride count	33.94	51.00	40.26	34.96	35.94	37.13	37.42	36.49	34.80	35.65	377.59	

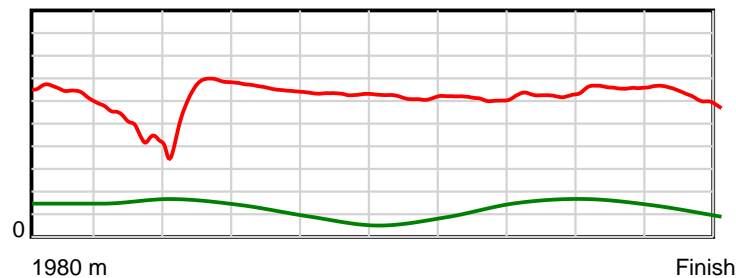
10 m Stride length



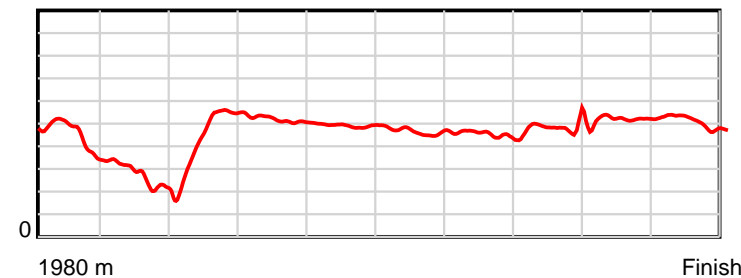
0.6 s Stride duration



20 m/sec Speed



100 % Stride efficiency



Note: Horizontal distance axis grid lines are 200m furlongs.

**Disclaimer.**

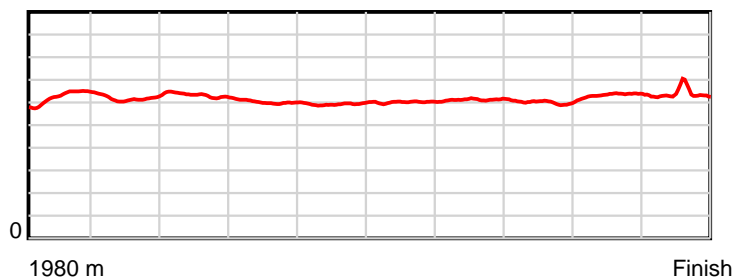
HRNZ and NZMTC and Thoroughbred Ratings Pty Ltd accepts no responsibility for the completeness or accuracy of any of the information contained herein, and makes no representations about its suitability for any particular purpose. Users should make their own judgements about those matters and/or seek independent advice. You assume all risks associated with use of the data provided on this page.

# Race Results

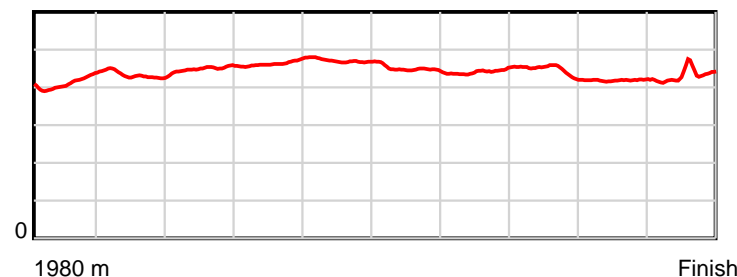
September 30, 2022, Race 3, WOODLANDS STUD CELEBRATING 30 YEARS MOBILE PACE, Distance 1980m, Addington - Survey 1980m

Result	TAB no.	Horse (Barrier)	1980 to	1800m to	1600m to	1400m to	1200m to	1000m to	800m to	600m to	400m to	200m to	Total or	Margin
1st	2	Manhattan (2)	1800m	1600m	1400m	1200m	1000m	800m	600m	400m	200m	WP	Average	
		Position in running (margin)	-	1(0.0)	1(0.0)	1(0.0)	1(0.0)	1(0.0)	1(0.0)	1(0.0)	1(0.0)	1(0.0)		0.00
		Sectional time (s)	11.93	14.15	14.22	15.45	15.88	15.03	14.48	14.91	13.20	13.76		
		Cumulative time (s)	143.01	131.08	116.93	102.71	87.26	71.38	56.35	41.87	26.96	13.76	2:23.01	
		Speed (m/s)	15.09	14.13	14.06	12.94	12.59	13.31	13.81	13.41	15.15	14.53	13.85	
		Stride length (m)	6.26	6.11	6.33	6.00	5.92	5.97	6.10	5.97	6.34	6.26	6.12	
		Stride duration (s)	0.413	0.433	0.450	0.464	0.470	0.449	0.442	0.445	0.419	0.431	0.442	
		Stride efficiency (%)	61.27	58.41	62.64	56.25	54.85	55.74	58.18	55.73	62.89	61.15	58.57	
		Stride count	28.75	32.71	31.59	33.34	33.76	33.49	32.78	33.49	31.53	31.97	323.41	

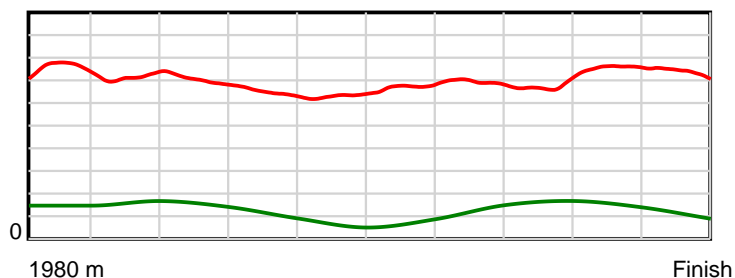
10 m Stride length



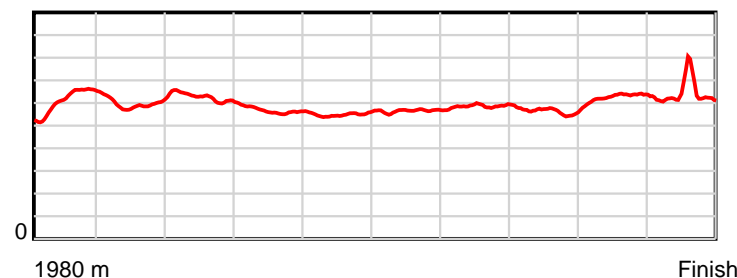
0.6 s Stride duration



20 m/sec Speed



100 % Stride efficiency



Note: Horizontal distance axis grid lines are 200m furlongs.

## Disclaimer.

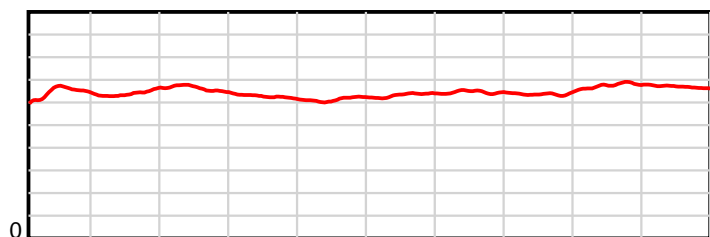
HRNZ and NZMTC and Thoroughbred Ratings Pty Ltd accepts no responsibility for the completeness or accuracy of any of the information contained herein, and makes no representations about its suitability for any particular purpose. Users should make their own judgements about those matters and/or seek independent advice. You assume all risks associated with use of the data provided on this page.

# Race Results

September 30, 2022, Race 3, WOODLANDS STUD CELEBRATING 30 YEARS MOBILE PACE, Distance 1980m, Addington - Survey 1980m

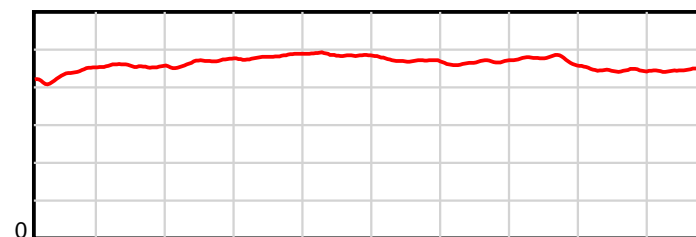
Result	TAB no.	Horse (Barrier)	1980 to	1800m to	1600m to	1400m to	1200m to	1000m to	800m to	600m to	400m to	200m to	Total or	Margin
2nd	1	Kikorangi Blue (1)	1800m	1600m	1400m	1200m	1000m	800m	600m	400m	200m	WP	Average	
		Position in running (margin)	-	2(1.5)	3(2.6)	3(2.3)	2(2.1)	3(1.9)	3(1.6)	3(2.1)	2(2.1)			0.90
		Sectional time (s)	12.33	14.35	14.16	15.41	15.88	15.00	14.42	15.00	13.20	13.42		
		Cumulative time (s)	143.17	130.84	116.49	102.33	86.92	71.04	56.04	41.62	26.62	13.42	2:23.17	
		Speed (m/s)	14.60	13.94	14.12	12.98	12.59	13.33	13.87	13.33	15.15	14.90	13.83	
		Stride length (m)	6.48	6.36	6.60	6.26	6.12	6.28	6.47	6.32	6.75	6.68	6.43	
		Stride duration (s)	0.435	0.456	0.467	0.482	0.486	0.471	0.466	0.474	0.445	0.449	0.465	
		Stride efficiency (%)	65.54	63.28	68.06	61.18	58.59	61.62	65.41	62.45	71.12	69.78	64.52	
		Stride count	27.79	31.43	30.31	31.96	32.66	31.85	30.91	31.64	29.65	29.93	308.13	

10 m Stride length



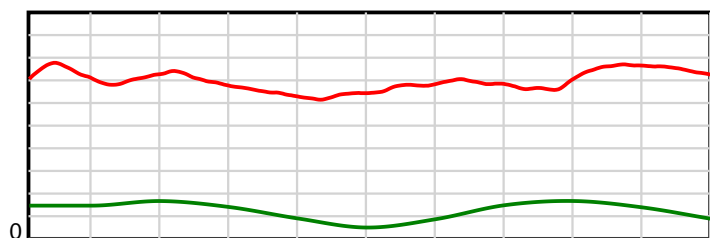
1980 m Finish

0.6 s Stride duration



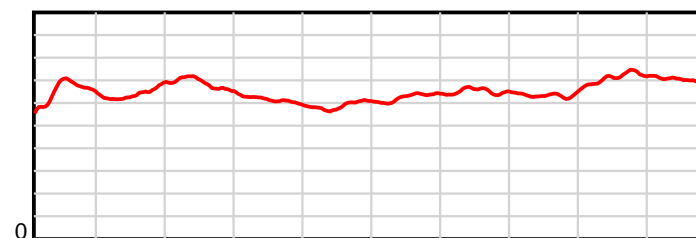
1980 m Finish

20 m/sec Speed



1980 m Finish

100 % Stride efficiency



1980 m Finish

Note: Horizontal distance axis grid lines are 200m furlongs.

## Disclaimer.

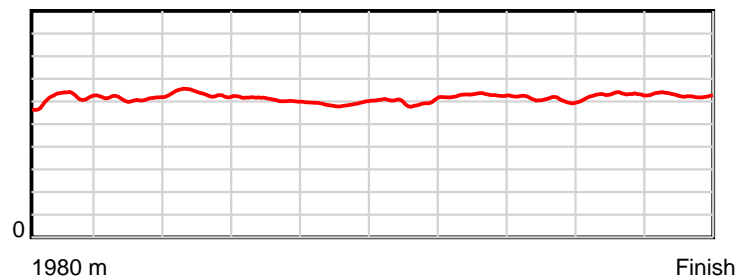
HRNZ and NZMTC and Thoroughbred Ratings Pty Ltd accepts no responsibility for the completeness or accuracy of any of the information contained herein, and makes no representations about its suitability for any particular purpose. Users should make their own judgements about those matters and/or seek independent advice. You assume all risks associated with use of the data provided on this page.

# Race Results

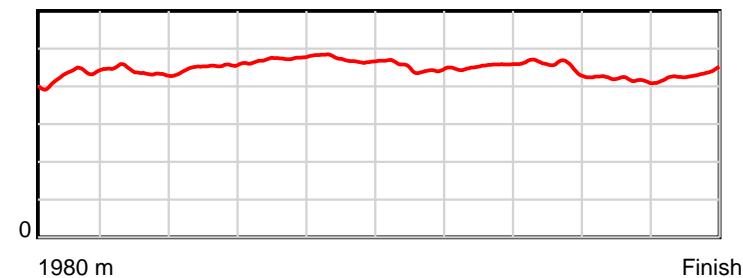
September 30, 2022, Race 3, WOODLANDS STUD CELEBRATING 30 YEARS MOBILE PACE, Distance 1980m, Addington - Survey 1980m

Result	TAB no.	Horse (Barrier)	1980 to	1800m to	1600m to	1400m to	1200m to	1000m to	800m to	600m to	400m to	200m to	Total or	Margin
3rd	4	Lifes A Beach (4)	1800m	1600m	1400m	1200m	1000m	800m	600m	400m	200m	WP	Average	
		Position in running (margin)	-	4(3.3)	4(5.0)	4(4.2)	4(4.0)	4(4.0)	5(4.1)	5(3.5)	6(4.1)	3(4.1)		4.50
		Sectional time (s)	12.57	14.44	14.07	15.43	15.88	15.05	14.37	15.01	13.21	13.78		
		Cumulative time (s)	143.81	131.24	116.80	102.73	87.30	71.42	56.37	42.00	26.99	13.78	2:23.81	
		Speed (m/s)	14.32	13.85	14.21	12.96	12.59	13.29	13.92	13.32	15.14	14.51	13.77	
		Stride length (m)	6.21	6.09	6.42	6.11	5.95	5.98	6.31	6.07	6.33	6.28	6.17	
		Stride duration (s)	0.430	0.439	0.452	0.472	0.472	0.450	0.453	0.455	0.418	0.433	0.448	
		Stride efficiency (%)	60.25	57.89	64.37	58.39	55.36	55.90	62.19	57.49	62.64	61.70	59.51	
		Stride count	28.99	32.86	31.16	32.72	33.60	33.44	31.70	32.97	31.59	31.83	320.86	

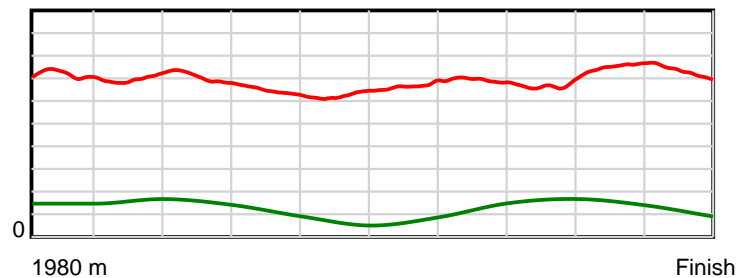
10 m Stride length



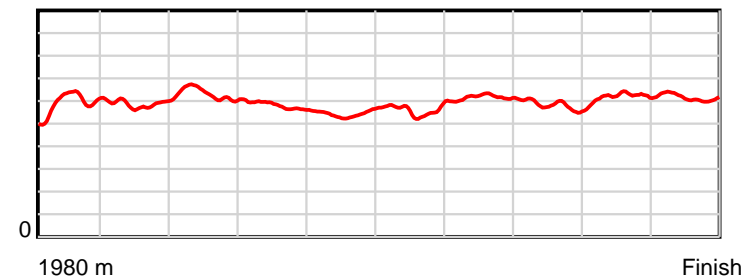
0.6 s Stride duration



20 m/sec Speed



100 % Stride efficiency



Note: Horizontal distance axis grid lines are 200m furlongs.

## Disclaimer.

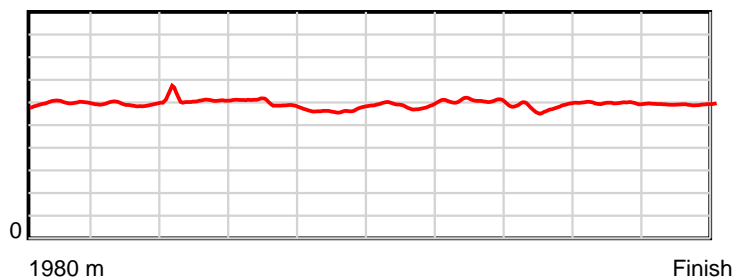
HRNZ and NZMTC and Thoroughbred Ratings Pty Ltd accepts no responsibility for the completeness or accuracy of any of the information contained herein, and makes no representations about its suitability for any particular purpose. Users should make their own judgements about those matters and/or seek independent advice. You assume all risks associated with use of the data provided on this page.

# Race Results

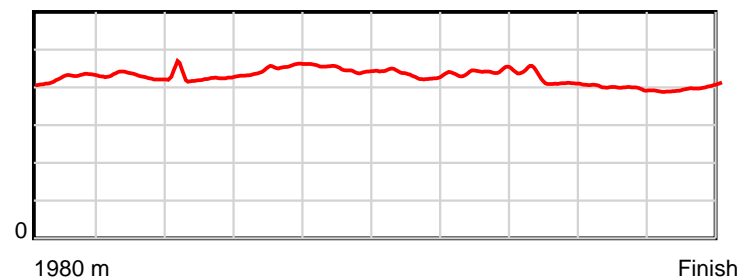
September 30, 2022, Race 3, WOODLANDS STUD CELEBRATING 30 YEARS MOBILE PACE, Distance 1980m, Addington - Survey 1980m

Result	TAB no.	Horse (Barrier)	1980 to	1800m to	1600m to	1400m to	1200m to	1000m to	800m to	600m to	400m to	200m to	Total or	Margin
4th	6	Soundsofcash (6)	1800m	1600m	1400m	1200m	1000m	800m	600m	400m	200m	WP	Average	
		Position in running (margin)	-	7(6.9)	6(10.6)	6(8.8)	6(6.0)	7(6.5)	7(6.3)	7(6.8)	7(5.5)	7(8.0)		6.20
		Sectional time (s)	13.36	14.77	13.93	14.98	15.97	15.00	14.55	14.70	13.61	13.25		
		Cumulative time (s)	144.12	130.76	115.99	102.06	87.08	71.11	56.11	41.56	26.86	13.25	2:24.12	
		Speed (m/s)	13.47	13.54	14.36	13.35	12.52	13.33	13.75	13.61	14.70	15.09	13.74	
		Stride length (m)	5.95	5.81	6.12	6.00	5.62	5.78	6.06	5.73	5.86	6.02	5.89	
		Stride duration (s)	0.426	0.429	0.426	0.449	0.449	0.434	0.441	0.421	0.399	0.398	0.429	
		Stride efficiency (%)	55.31	52.83	58.59	56.25	49.40	52.25	57.39	51.30	53.59	56.57	54.23	
		Stride count	30.26	34.40	32.66	33.34	35.57	34.59	33.00	34.91	34.15	33.24	336.12	

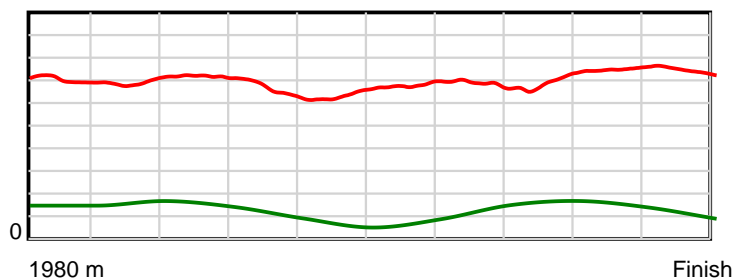
10 m Stride length



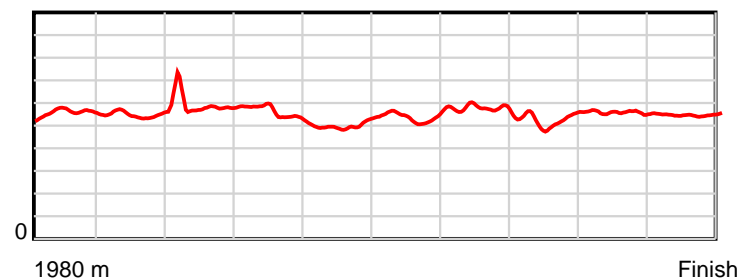
0.6 s Stride duration



20 m/sec Speed



100 % Stride efficiency



Note: Horizontal distance axis grid lines are 200m furlongs.

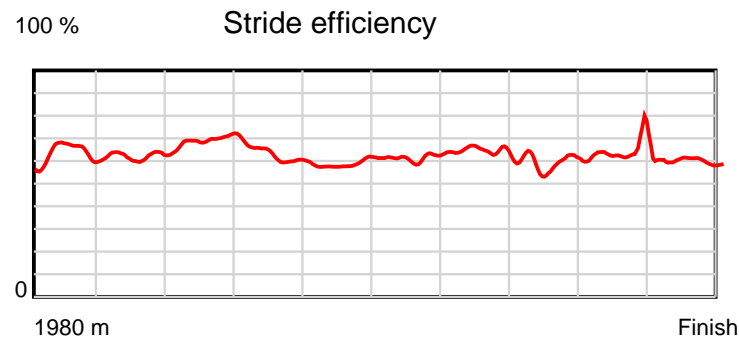
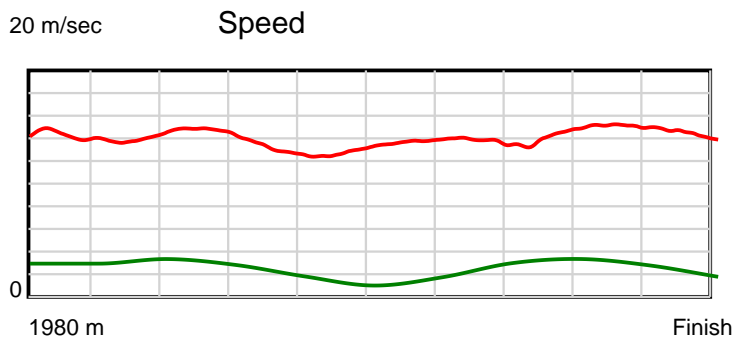
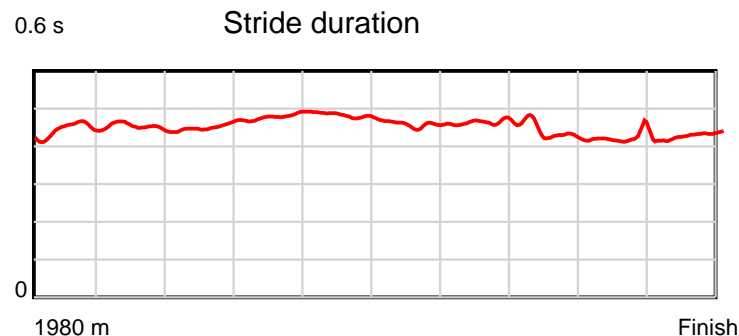
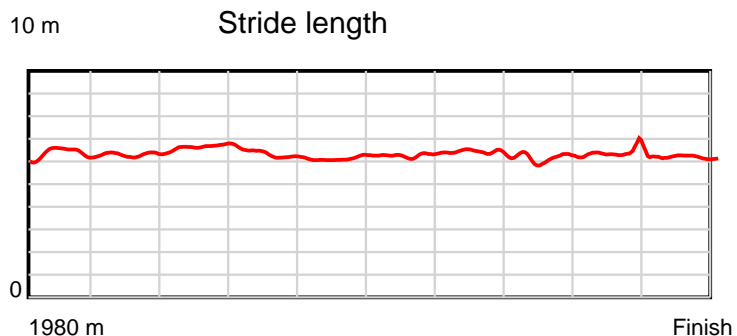
## Disclaimer.

HRNZ and NZMTC and Thoroughbred Ratings Pty Ltd accepts no responsibility for the completeness or accuracy of any of the information contained herein, and makes no representations about its suitability for any particular purpose. Users should make their own judgements about those matters and/or seek independent advice. You assume all risks associated with use of the data provided on this page.

# Race Results

September 30, 2022, Race 3, WOODLANDS STUD CELEBRATING 30 YEARS MOBILE PACE, Distance 1980m, Addington - Survey 1980m

Result	TAB no.	Horse (Barrier)	1980 to	1800m to	1600m to	1400m to	1200m to	1000m to	800m to	600m to	400m to	200m to	Total or	Margin
5th	5	<b>Cloudy Bay (5)</b>	<b>1800m</b>	<b>1600m</b>	<b>1400m</b>	<b>1200m</b>	<b>1000m</b>	<b>800m</b>	<b>600m</b>	<b>400m</b>	<b>200m</b>	<b>WP</b>	<b>Average</b>	
		Position in running (margin)	-	5(5.1)	5(8.4)	5(5.1)	5(4.0)	5(4.4)	6(4.5)	6(4.7)	5(3.7)	4(5.9)		7.00
		Sectional time (s)	12.98	14.71	13.66	15.27	15.95	15.03	14.52	14.74	13.56	13.86		
		Cumulative time (s)	144.28	131.30	116.59	102.93	87.66	71.71	56.68	42.16	27.42	13.86	2:24.28	
		Speed (m/s)	13.87	13.60	14.64	13.10	12.54	13.31	13.77	13.57	14.75	14.43	13.72	
		Stride length (m)	6.34	6.16	6.60	6.27	6.04	6.10	6.38	5.95	6.21	6.19	6.22	
		Stride duration (s)	0.446	0.453	0.451	0.479	0.482	0.459	0.463	0.438	0.421	0.429	0.453	
		Stride efficiency (%)	62.72	59.29	68.10	61.46	57.10	58.24	63.62	55.23	60.27	59.92	60.43	
		Stride count	28.41	32.47	30.30	31.89	33.09	32.76	31.35	33.64	32.20	32.30	318.41	



Note: Horizontal distance axis grid lines are 200m furlongs.

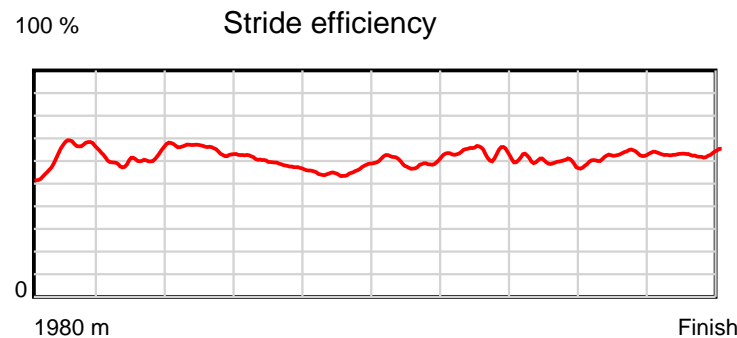
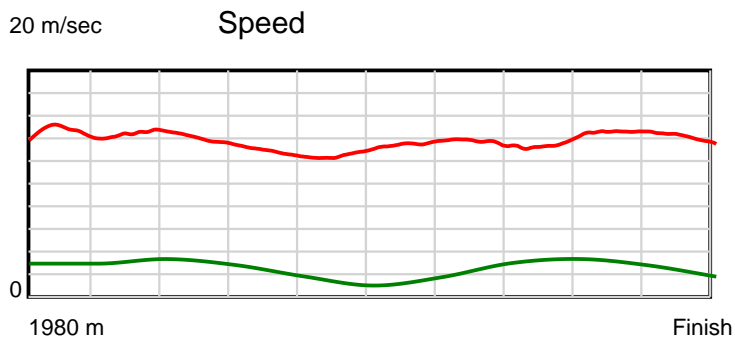
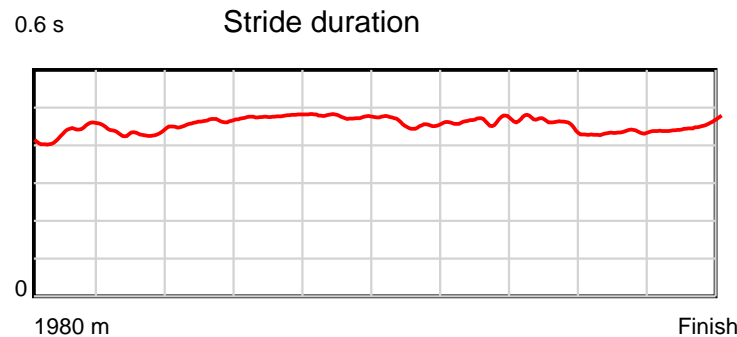
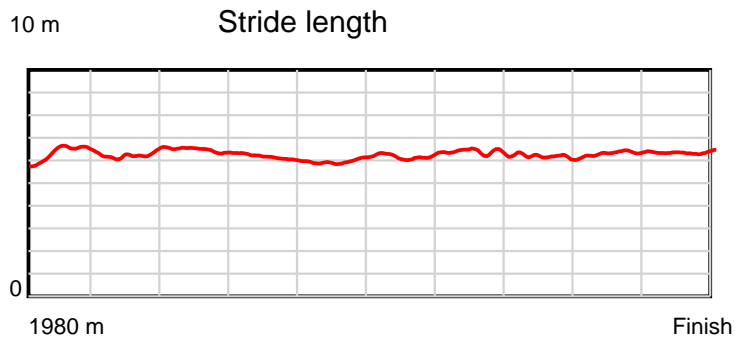
**Disclaimer.**

HRNZ and NZMTC and Thoroughbred Ratings Pty Ltd accepts no responsibility for the completeness or accuracy of any of the information contained herein, and makes no representations about its suitability for any particular purpose. Users should make their own judgements about those matters and/or seek independent advice. You assume all risks associated with use of the data provided on this page.

# Race Results

September 30, 2022, Race 3, WOODLANDS STUD CELEBRATING 30 YEARS MOBILE PACE, Distance 1980m, Addington - Survey 1980m

Result	TAB no.	Horse (Barrier)	1980 to	1800m to	1600m to	1400m to	1200m to	1000m to	800m to	600m to	400m to	200m to	Total or	Margin
6th	3	La Rosa (3)	1800m	1600m	1400m	1200m	1000m	800m	600m	400m	200m	WP	Average	
		Position in running (margin)	-	3(1.6)	2(1.2)	2(2.1)	3(2.4)	4(2.4)	4(3.1)	4(3.4)	6(7.4)			9.80
		Sectional time (s)	12.19	14.08	14.38	15.49	15.96	14.97	14.59	14.95	13.87	14.29		
		Cumulative time (s)	144.77	132.58	118.50	104.12	88.63	72.67	57.70	43.11	28.16	14.29	2:24.77	
		Speed (m/s)	14.76	14.20	13.91	12.91	12.53	13.36	13.71	13.38	14.42	14.00	13.68	
		Stride length (m)	6.43	6.17	6.42	6.16	5.97	6.13	6.37	6.13	6.26	6.34	6.23	
		Stride duration (s)	0.434	0.434	0.462	0.477	0.476	0.459	0.464	0.459	0.434	0.453	0.456	
		Stride efficiency (%)	64.58	59.51	64.41	59.38	55.70	58.76	63.34	58.76	61.26	62.82	60.72	
		Stride count	28.00	32.41	31.15	32.44	33.50	32.62	31.41	32.62	31.94	31.54	317.63	



Note: Horizontal distance axis grid lines are 200m furlongs.

#### Disclaimer.

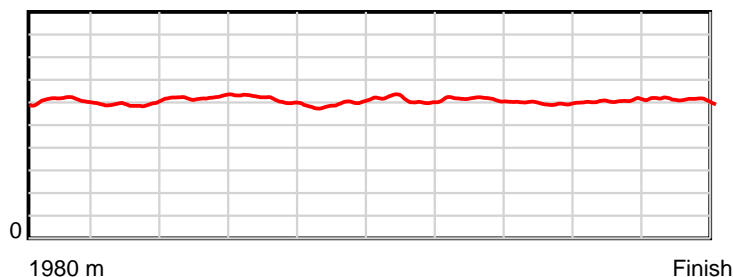
HRNZ and NZMTC and Thoroughbred Ratings Pty Ltd accepts no responsibility for the completeness or accuracy of any of the information contained herein, and makes no representations about its suitability for any particular purpose. Users should make their own judgements about those matters and/or seek independent advice. You assume all risks associated with use of the data provided on this page.

# Race Results

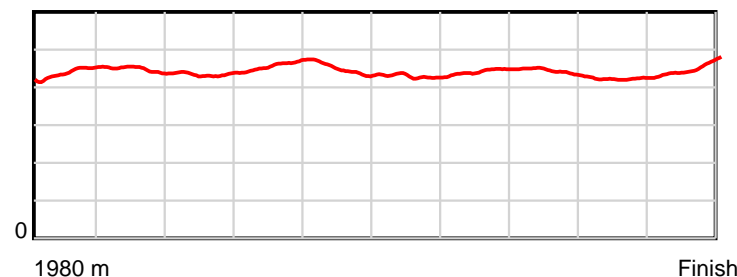
September 30, 2022, Race 3, WOODLANDS STUD CELEBRATING 30 YEARS MOBILE PACE, Distance 1980m, Addington - Survey 1980m

Result	TAB no.	Horse (Barrier)	1980 to	1800m to	1600m to	1400m to	1200m to	1000m to	800m to	600m to	400m to	200m to	Total or	Margin
7th	7	<b>True Fantasy (7)</b>	<b>1800m</b>	<b>1600m</b>	<b>1400m</b>	<b>1200m</b>	<b>1000m</b>	<b>800m</b>	<b>600m</b>	<b>400m</b>	<b>200m</b>	<b>WP</b>	<b>Average</b>	
		Position in running (margin)	-	6(6.4)	7(13.7)	7(12.1)	7(8.6)	6(5.4)	2(1.5)	2(1.3)	2(1.1)	5(6.2)		12.80
		Sectional time (s)	12.97	15.36	13.97	14.86	15.36	14.36	14.44	14.88	14.06	15.05		
		Cumulative time (s)	145.31	132.34	116.98	103.01	88.15	72.79	58.43	43.99	29.11	15.05	2:25.31	
		Speed (m/s)	13.88	13.02	14.32	13.46	13.02	13.93	13.85	13.44	14.22	13.29	13.63	
		Stride length (m)	6.14	5.83	6.22	6.17	5.83	5.97	6.13	5.95	6.02	6.03	6.03	
		Stride duration (s)	0.440	0.448	0.434	0.458	0.448	0.429	0.443	0.442	0.423	0.453	0.442	
		Stride efficiency (%)	58.96	53.16	60.41	59.47	53.16	55.75	58.75	55.26	56.56	56.73	56.73	
		Stride count	29.30	34.29	32.17	32.42	34.29	33.48	32.62	33.63	33.24	33.19	328.63	

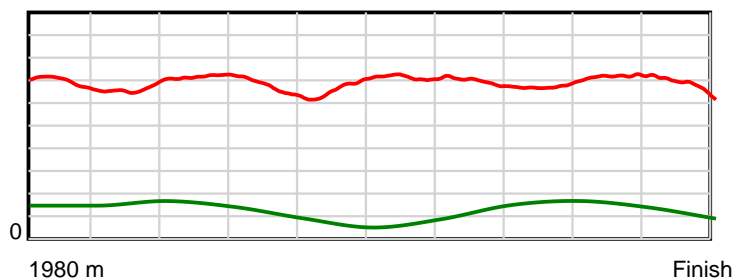
10 m Stride length



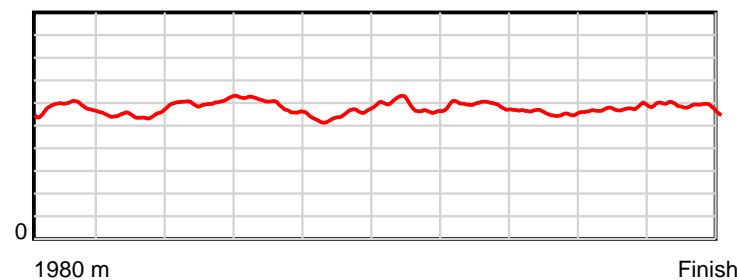
0.6 s Stride duration



20 m/sec Speed



100 % Stride efficiency



Note: Horizontal distance axis grid lines are 200m furlongs.

**Disclaimer.**

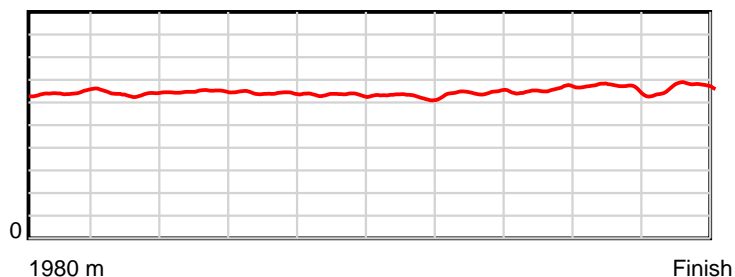
HRNZ and NZMTC and Thoroughbred Ratings Pty Ltd accepts no responsibility for the completeness or accuracy of any of the information contained herein, and makes no representations about its suitability for any particular purpose. Users should make their own judgements about those matters and/or seek independent advice. You assume all risks associated with use of the data provided on this page.

# Race Results

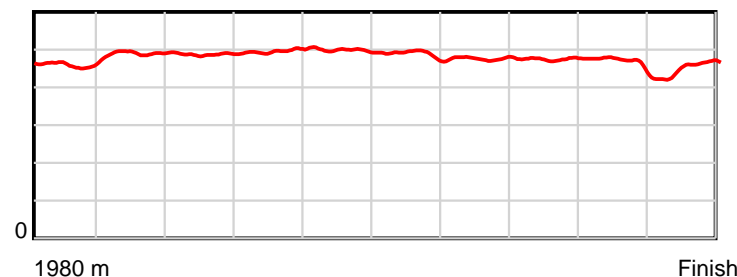
September 30, 2022, Race 4, COCA-COLA MOBILE TROT, Distance 1980m, Addington - Survey 1980m

Result	TAB no.	Horse (Barrier)	1980 to	1800m to	1600m to	1400m to	1200m to	1000m to	800m to	600m to	400m to	200m to	Total or	Margin
1st	7	<b>Harold Smith (7)</b>	<b>1800m</b>	<b>1600m</b>	<b>1400m</b>	<b>1200m</b>	<b>1000m</b>	<b>800m</b>	<b>600m</b>	<b>400m</b>	<b>200m</b>	<b>WP</b>	<b>Average</b>	
		Position in running (margin)	-	6(3.9)	5(5.5)	4(3.1)	4(3.1)	4(2.1)	3(2.2)	4(2.3)	3(1.5)	3(1.4)		0.00
		Sectional time (s)	12.91	15.71	15.25	15.51	15.90	15.73	14.81	14.68	14.18	13.60		
		Cumulative time (s)	148.28	135.37	119.66	104.41	88.90	73.00	57.27	42.46	27.78	13.60	2:28.28	
		Speed (m/s)	13.94	12.73	13.11	12.89	12.58	12.71	13.50	13.62	14.10	14.71	13.35	
		Stride length (m)	6.45	6.24	6.40	6.40	6.27	6.20	6.44	6.47	6.54	6.66	6.40	
		Stride duration (s)	0.460	0.490	0.488	0.496	0.498	0.487	0.477	0.475	0.464	0.453	0.480	
		Stride efficiency (%)	65.05	60.79	63.91	63.98	61.46	59.99	64.82	65.36	66.82	69.40	64.06	
		Stride count	27.90	32.07	31.27	31.26	31.89	32.28	31.05	30.93	30.58	30.01	309.24	

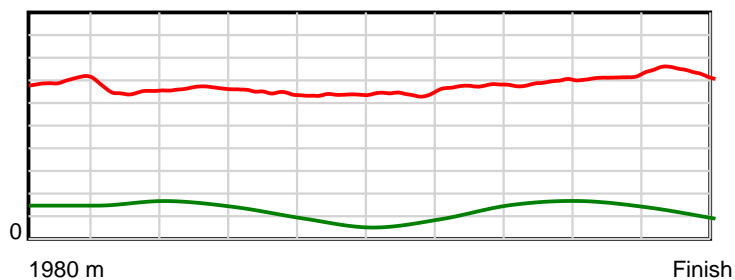
10 m Stride length



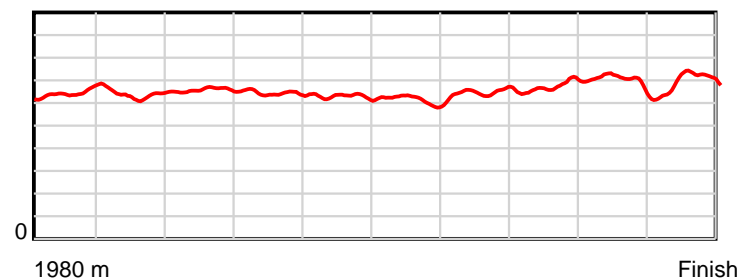
0.6 s Stride duration



20 m/sec Speed



100 % Stride efficiency



Note: Horizontal distance axis grid lines are 200m furlongs.

## Disclaimer.

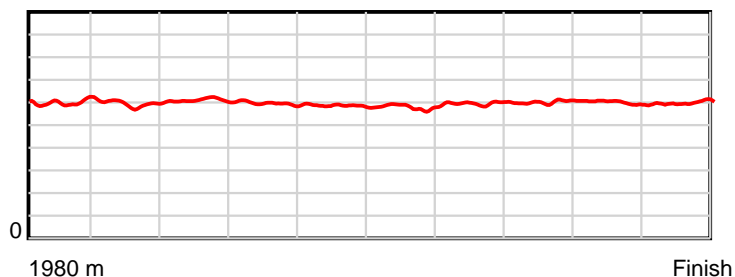
HRNZ and NZMTC and Thoroughbred Ratings Pty Ltd accepts no responsibility for the completeness or accuracy of any of the information contained herein, and makes no representations about its suitability for any particular purpose. Users should make their own judgements about those matters and/or seek independent advice. You assume all risks associated with use of the data provided on this page.

# Race Results

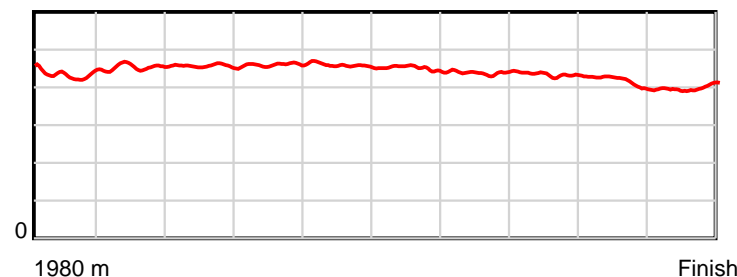
September 30, 2022, Race 4, COCA-COLA MOBILE TROT, Distance 1980m, Addington - Survey 1980m

Result	TAB no.	Horse (Barrier)	1980 to	1800m to	1600m to	1400m to	1200m to	1000m to	800m to	600m to	400m to	200m to	Total or	Margin
2nd	10	<b>Sioux Princess (0)</b>	<b>1800m</b>	<b>1600m</b>	<b>1400m</b>	<b>1200m</b>	<b>1000m</b>	<b>800m</b>	<b>600m</b>	<b>400m</b>	<b>200m</b>	<b>WP</b>	<b>Average</b>	
		Position in running (margin)	-	8(6.8)	7(7.2)	6(5.0)	6(5.1)	6(4.0)	6(4.5)	5(4.1)	5(3.4)	5(2.5)		0.50
		Sectional time (s)	13.55	15.51	15.29	15.50	15.89	15.79	14.73	14.69	14.06	13.37		
		Cumulative time (s)	148.38	134.83	119.32	104.03	88.53	72.64	56.85	42.12	27.43	13.37	2:28.38	
		Speed (m/s)	13.28	12.89	13.08	12.90	12.59	12.67	13.58	13.61	14.22	14.96	13.34	
		Stride length (m)	6.01	5.84	5.97	5.94	5.77	5.70	5.96	5.90	5.89	5.97	5.89	
		Stride duration (s)	0.433	0.453	0.457	0.460	0.458	0.450	0.439	0.433	0.414	0.399	0.442	
		Stride efficiency (%)	56.38	53.36	55.72	55.10	51.99	50.85	55.52	54.33	54.16	55.76	54.26	
		Stride count	29.97	34.23	33.49	33.68	34.67	35.06	33.55	33.92	33.97	33.48	336.02	

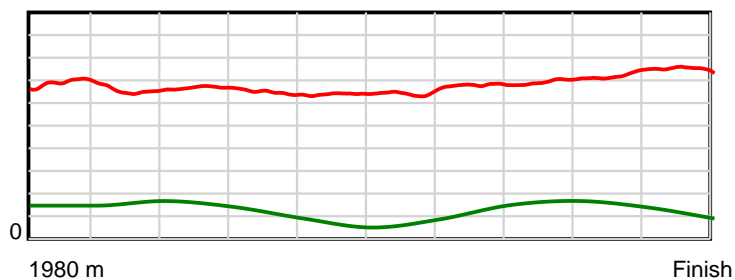
10 m Stride length



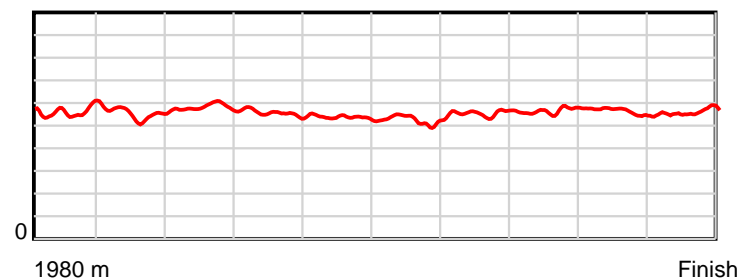
0.6 s Stride duration



20 m/sec Speed



100 % Stride efficiency



Note: Horizontal distance axis grid lines are 200m furlongs.

## Disclaimer.

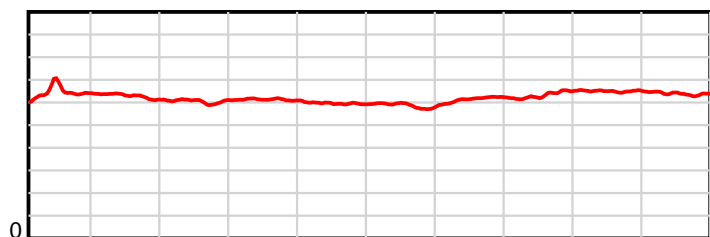
HRNZ and NZMTC and Thoroughbred Ratings Pty Ltd accepts no responsibility for the completeness or accuracy of any of the information contained herein, and makes no representations about its suitability for any particular purpose. Users should make their own judgements about those matters and/or seek independent advice. You assume all risks associated with use of the data provided on this page.

# Race Results

September 30, 2022, Race 4, COCA-COLA MOBILE TROT, Distance 1980m, Addington - Survey 1980m

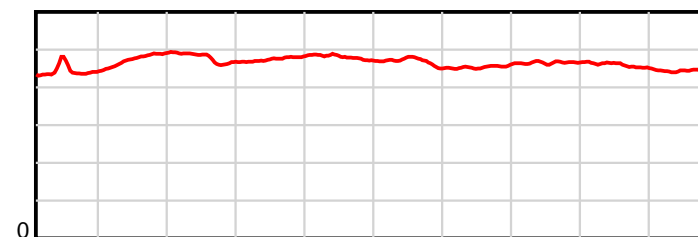
Result	TAB no.	Horse (Barrier)	1980 to	1800m to	1600m to	1400m to	1200m to	1000m to	800m to	600m to	400m to	200m to	Total or	Margin
3rd	8	<b>Franco Josiah (8)</b>	<b>1800m</b>	<b>1600m</b>	<b>1400m</b>	<b>1200m</b>	<b>1000m</b>	<b>800m</b>	<b>600m</b>	<b>400m</b>	<b>200m</b>	<b>WP</b>	<b>Average</b>	
		Position in running (margin)	-	1(0.0)	1(0.0)	1(0.0)	1(0.0)	2(0.5)	2(0.5)	2(0.7)	2(0.6)	1(0.0)		1.00
		Sectional time (s)	12.40	15.45	15.65	15.49	16.15	15.72	14.81	14.81	14.09	13.90		
		Cumulative time (s)	148.47	136.07	120.62	104.97	89.48	73.33	57.61	42.80	27.99	13.90	2:28.47	
		Speed (m/s)	14.51	12.94	12.78	12.91	12.38	12.72	13.50	13.50	14.19	14.39	13.34	
		Stride length (m)	6.50	6.17	6.09	6.14	5.93	5.95	6.13	6.29	6.50	6.44	6.21	
		Stride duration (s)	0.442	0.477	0.477	0.476	0.479	0.468	0.454	0.466	0.458	0.447	0.465	
		Stride efficiency (%)	65.99	59.47	58.04	58.92	55.02	55.35	58.75	61.83	65.99	64.74	60.17	
		Stride count	27.70	32.42	32.82	32.57	33.70	33.60	32.62	31.80	30.78	31.07	319.08	

10 m Stride length



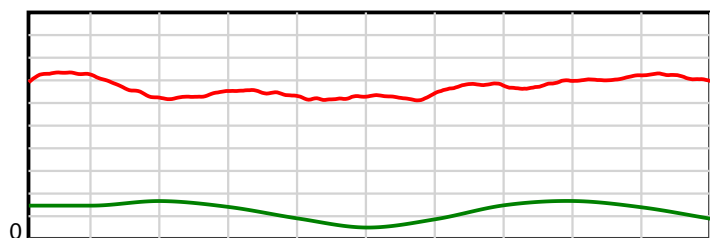
1980 m Finish

0.6 s Stride duration



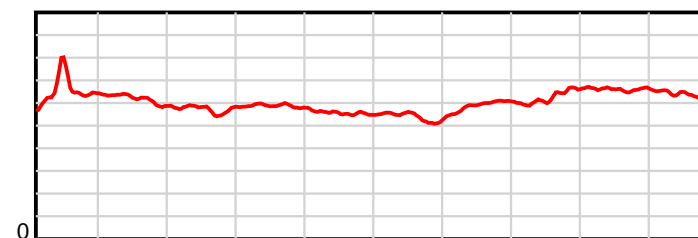
1980 m Finish

20 m/sec Speed



1980 m Finish

100 % Stride efficiency



1980 m Finish

Note: Horizontal distance axis grid lines are 200m furlongs.

## Disclaimer.

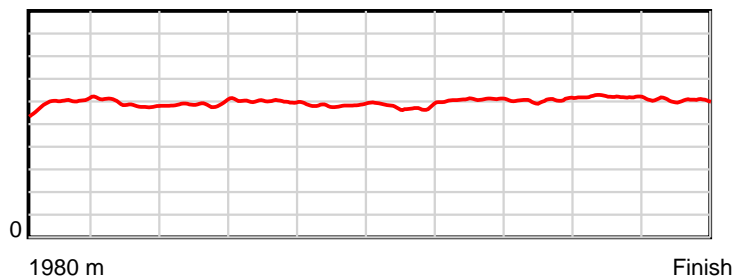
HRNZ and NZMTC and Thoroughbred Ratings Pty Ltd accepts no responsibility for the completeness or accuracy of any of the information contained herein, and makes no representations about its suitability for any particular purpose. Users should make their own judgements about those matters and/or seek independent advice. You assume all risks associated with use of the data provided on this page.

# Race Results

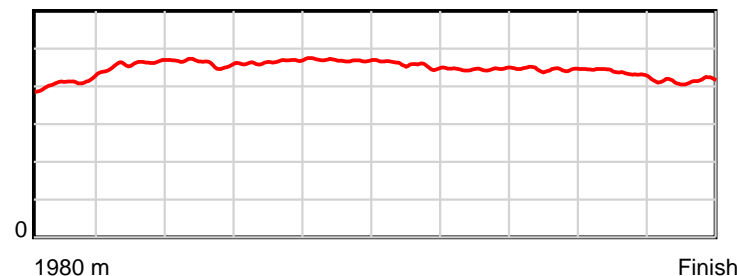
September 30, 2022, Race 4, COCA-COLA MOBILE TROT, Distance 1980m, Addington - Survey 1980m

Result	TAB no.	Horse (Barrier)	1980 to	1800m to	1600m to	1400m to	1200m to	1000m to	800m to	600m to	400m to	200m to	Total or	Margin
4th	2	Silverlinings (2)	1800m	1600m	1400m	1200m	1000m	800m	600m	400m	200m	WP	Average	
		Position in running (margin)	-	2(0.5)	2(1.7)	3(1.8)	3(1.8)	3(1.5)	4(2.3)	3(2.0)	4(2.4)	4(1.9)		1.10
		Sectional time (s)	12.49	15.66	15.67	15.49	16.03	15.85	14.73	14.89	14.11	13.57		
		Cumulative time (s)	148.49	136.00	120.34	104.67	89.18	73.15	57.30	42.57	27.68	13.57	2:28.49	
		Speed (m/s)	14.41	12.77	12.76	12.91	12.48	12.62	13.58	13.43	14.17	14.74	13.33	
		Stride length (m)	5.98	5.87	5.89	6.01	5.86	5.76	6.05	5.98	6.19	6.11	5.97	
		Stride duration (s)	0.411	0.460	0.462	0.465	0.469	0.457	0.446	0.445	0.437	0.414	0.448	
		Stride efficiency (%)	55.80	53.89	54.29	56.38	53.64	51.90	57.22	55.89	59.84	58.27	55.64	
		Stride count	30.12	34.06	33.93	33.30	34.14	34.70	33.05	33.44	32.32	32.75	331.81	

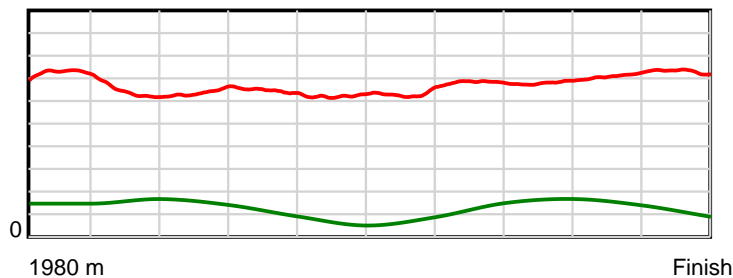
10 m Stride length



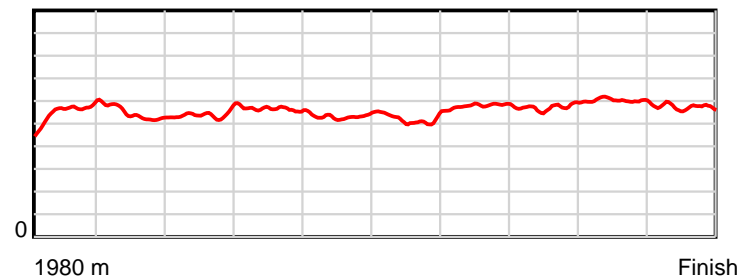
0.6 s Stride duration



20 m/sec Speed



100 % Stride efficiency



Note: Horizontal distance axis grid lines are 200m furlongs.

## Disclaimer.

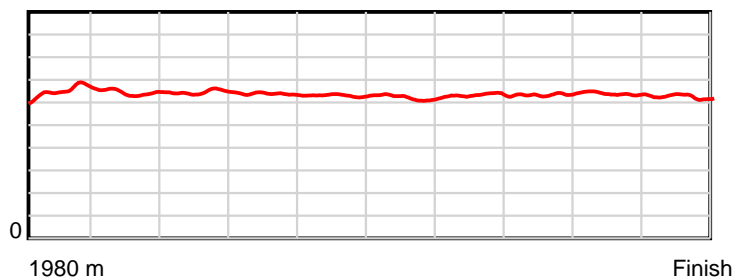
HRNZ and NZMTC and Thoroughbred Ratings Pty Ltd accepts no responsibility for the completeness or accuracy of any of the information contained herein, and makes no representations about its suitability for any particular purpose. Users should make their own judgements about those matters and/or seek independent advice. You assume all risks associated with use of the data provided on this page.

# Race Results

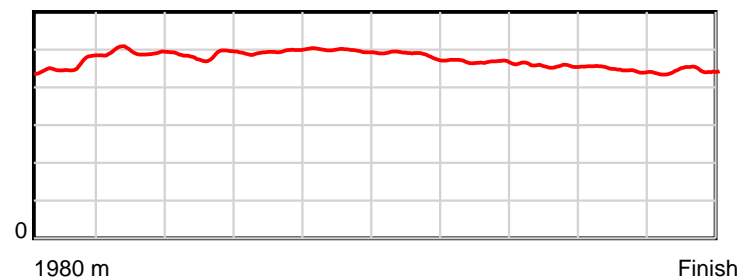
September 30, 2022, Race 4, COCA-COLA MOBILE TROT, Distance 1980m, Addington - Survey 1980m

Result	TAB no.	Horse (Barrier)	1980 to	1800m to	1600m to	1400m to	1200m to	1000m to	800m to	600m to	400m to	200m to	Total or	Margin
5th	4	<b>Trixton Time (4)</b>	<b>1800m</b>	<b>1600m</b>	<b>1400m</b>	<b>1200m</b>	<b>1000m</b>	<b>800m</b>	<b>600m</b>	<b>400m</b>	<b>200m</b>	<b>WP</b>	<b>Average</b>	
		Position in running (margin)	-	3(2.3)	3(3.2)	2(0.7)	2(0.7)	1(0.0)	1(0.0)	1(0.0)	1(0.0)	2(0.3)		2.80
		Sectional time (s)	12.55	15.59	15.24	15.51	15.94	15.72	14.79	14.81	14.25	14.39		
		Cumulative time (s)	148.79	136.24	120.65	105.41	89.90	73.96	58.24	43.45	28.64	14.39	2:28.79	
		Speed (m/s)	14.34	12.83	13.12	12.89	12.55	12.72	13.52	13.50	14.04	13.90	13.31	
		Stride length (m)	6.56	6.33	6.38	6.38	6.25	6.18	6.32	6.18	6.27	6.18	6.30	
		Stride duration (s)	0.459	0.493	0.486	0.495	0.498	0.486	0.468	0.457	0.446	0.445	0.473	
		Stride efficiency (%)	67.34	62.61	63.57	63.61	61.01	59.73	62.48	59.61	61.39	59.66	61.98	
		Stride count	27.42	31.60	31.36	31.35	32.01	32.35	31.63	32.38	31.91	32.37	314.38	

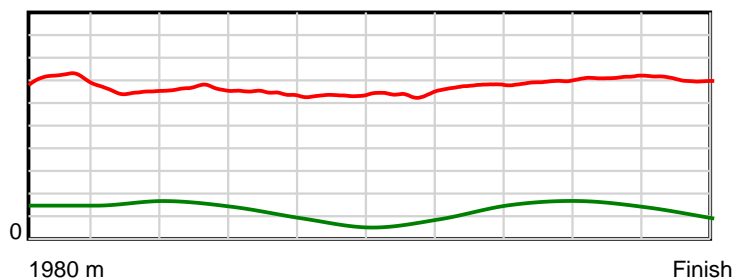
10 m Stride length



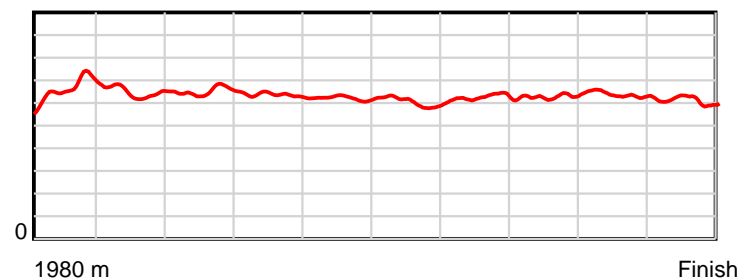
0.6 s Stride duration



20 m/sec Speed



100 % Stride efficiency



Note: Horizontal distance axis grid lines are 200m furlongs.

## Disclaimer.

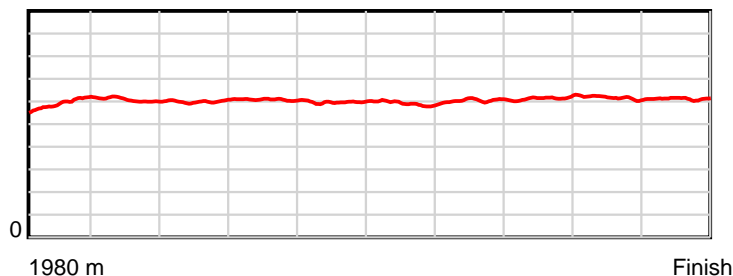
HRNZ and NZMTC and Thoroughbred Ratings Pty Ltd accepts no responsibility for the completeness or accuracy of any of the information contained herein, and makes no representations about its suitability for any particular purpose. Users should make their own judgements about those matters and/or seek independent advice. You assume all risks associated with use of the data provided on this page.

# Race Results

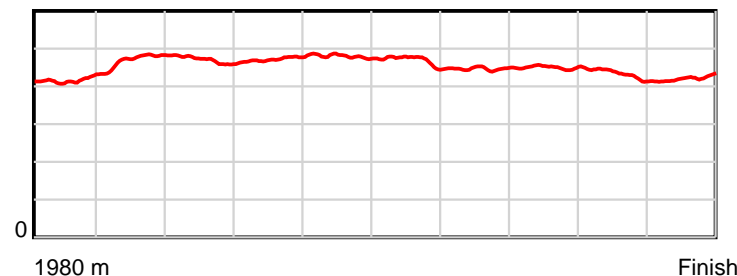
September 30, 2022, Race 4, COCA-COLA MOBILE TROT, Distance 1980m, Addington - Survey 1980m

Result	TAB no.	Horse (Barrier)	1980 to	1800m to	1600m to	1400m to	1200m to	1000m to	800m to	600m to	400m to	200m to	Total or	Margin
6th	1	Navara (1)	1800m	1600m	1400m	1200m	1000m	800m	600m	400m	200m	WP	Average	
		Position in running (margin)	-	4(3.0)	4(3.8)	5(3.7)	5(3.8)	5(3.5)	5(4.5)	6(4.3)	6(4.1)	6(3.1)		3.10
		Sectional time (s)	12.83	15.58	15.64	15.51	16.01	15.88	14.77	14.78	14.03	13.81		
		Cumulative time (s)	148.84	136.01	120.43	104.79	89.28	73.27	57.39	42.62	27.84	13.81	2:28.84	
		Speed (m/s)	14.02	12.84	12.79	12.89	12.49	12.59	13.54	13.53	14.26	14.48	13.30	
		Stride length (m)	5.94	6.04	6.01	6.09	5.99	5.90	6.05	6.09	6.16	6.10	6.04	
		Stride duration (s)	0.416	0.470	0.470	0.472	0.480	0.468	0.447	0.450	0.432	0.421	0.454	
		Stride efficiency (%)	55.11	56.95	56.49	57.92	56.13	54.38	57.24	57.96	59.33	58.08	56.95	
		Stride count	30.31	33.13	33.26	32.85	33.37	33.90	33.05	32.84	32.46	32.81	327.98	

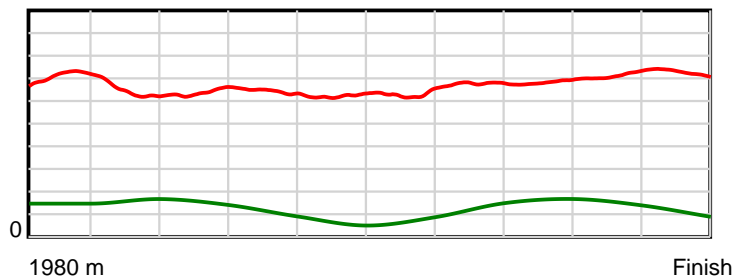
10 m Stride length



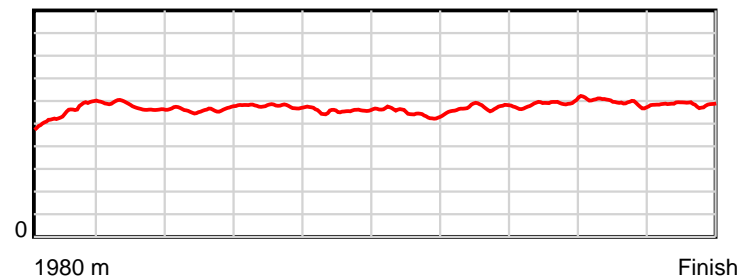
0.6 s Stride duration



20 m/sec Speed



100 % Stride efficiency



Note: Horizontal distance axis grid lines are 200m furlongs.

## Disclaimer.

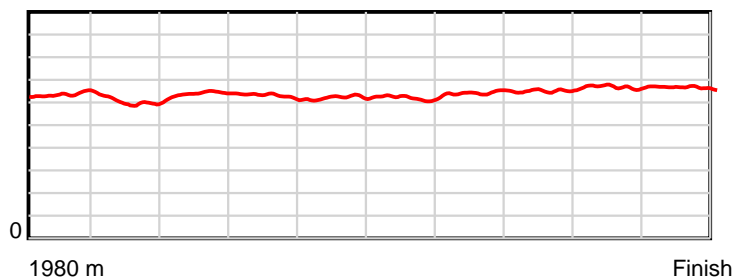
HRNZ and NZMTC and Thoroughbred Ratings Pty Ltd accepts no responsibility for the completeness or accuracy of any of the information contained herein, and makes no representations about its suitability for any particular purpose. Users should make their own judgements about those matters and/or seek independent advice. You assume all risks associated with use of the data provided on this page.

# Race Results

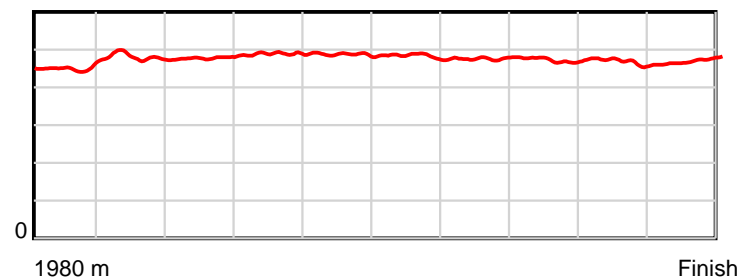
September 30, 2022, Race 4, COCA-COLA MOBILE TROT, Distance 1980m, Addington - Survey 1980m

Result	TAB no.	Horse (Barrier)	1980 to	1800m to	1600m to	1400m to	1200m to	1000m to	800m to	600m to	400m to	200m to	Total or	Margin
7th	9	Maui (9)	1800m	1600m	1400m	1200m	1000m	800m	600m	400m	200m	WP	Average	
		Position in running (margin)	-	5(3.3)	8(10.4)	8(7.4)	8(7.1)	7(5.2)	7(5.8)	7(5.6)	8(6.2)	7(5.8)		6.80
		Sectional time (s)	12.84	16.64	15.15	15.45	15.74	15.82	14.77	14.90	14.13	14.07		
		Cumulative time (s)	149.51	136.67	120.03	104.88	89.43	73.69	57.87	43.10	28.20	14.07	2:29.51	
		Speed (m/s)	14.01	12.02	13.20	12.94	12.71	12.64	13.54	13.42	14.15	14.21	13.24	
		Stride length (m)	6.36	5.77	6.31	6.33	6.19	6.10	6.46	6.34	6.61	6.70	6.31	
		Stride duration (s)	0.451	0.480	0.478	0.489	0.487	0.483	0.477	0.472	0.467	0.471	0.476	
		Stride efficiency (%)	63.17	52.05	62.30	62.52	59.87	58.19	65.14	62.75	68.35	70.12	62.15	
		Stride count	28.31	34.65	31.67	31.62	32.31	32.77	30.98	31.56	30.24	29.86	313.97	

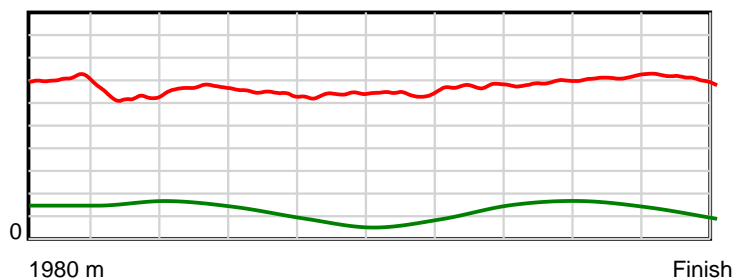
10 m Stride length



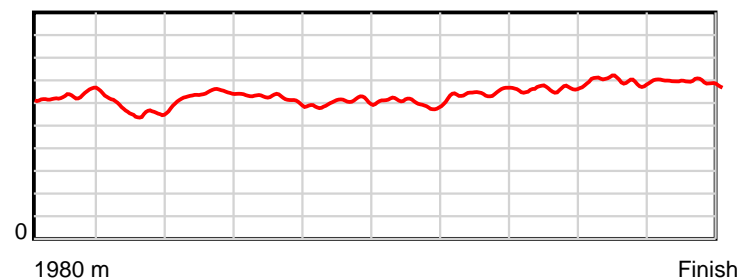
0.6 s Stride duration



20 m/sec Speed



100 % Stride efficiency



Note: Horizontal distance axis grid lines are 200m furlongs.

## Disclaimer.

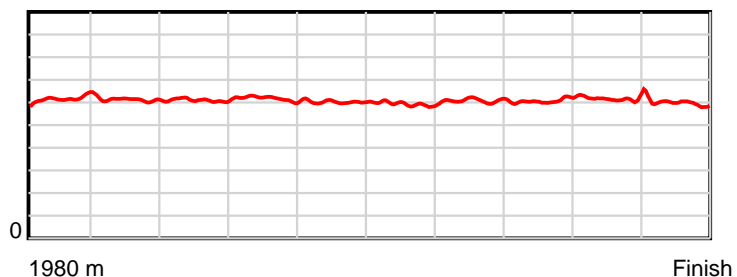
HRNZ and NZMTC and Thoroughbred Ratings Pty Ltd accepts no responsibility for the completeness or accuracy of any of the information contained herein, and makes no representations about its suitability for any particular purpose. Users should make their own judgements about those matters and/or seek independent advice. You assume all risks associated with use of the data provided on this page.

# Race Results

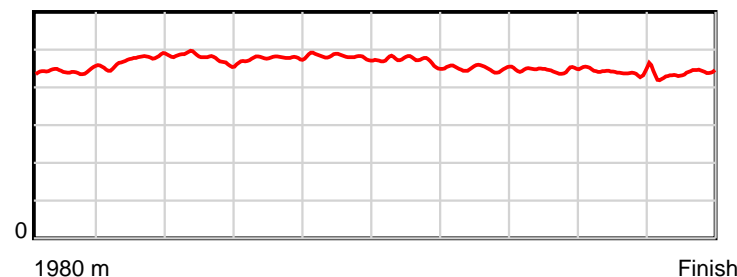
September 30, 2022, Race 4, COCA-COLA MOBILE TROT, Distance 1980m, Addington - Survey 1980m

Result	TAB no.	Horse (Barrier)	1980 to	1800m to	1600m to	1400m to	1200m to	1000m to	800m to	600m to	400m to	200m to	Total or	Margin
8th	3	<b>Break Free (3)</b>	<b>1800m</b>	<b>1600m</b>	<b>1400m</b>	<b>1200m</b>	<b>1000m</b>	<b>800m</b>	<b>600m</b>	<b>400m</b>	<b>200m</b>	<b>WP</b>	<b>Average</b>	
		Position in running (margin)	-	7(4.8)	6(5.6)	7(5.5)	7(5.7)	8(5.5)	8(6.7)	8(6.7)	7(6.0)	8(6.4)		11.20
		Sectional time (s)	13.11	15.58	15.65	15.51	16.03	15.92	14.79	14.70	14.26	14.75		
		Cumulative time (s)	150.30	137.19	121.61	105.96	90.45	74.42	58.50	43.71	29.01	14.75	2:30.30	
		Speed (m/s)	13.72	12.84	12.78	12.89	12.48	12.56	13.52	13.61	14.03	13.56	13.17	
		Stride length (m)	6.21	6.07	6.10	6.16	6.01	5.90	6.10	6.06	6.17	5.92	6.07	
		Stride duration (s)	0.444	0.473	0.477	0.478	0.482	0.470	0.451	0.445	0.440	0.436	0.460	
		Stride efficiency (%)	60.22	57.55	58.06	59.24	56.45	54.43	58.15	57.31	59.56	54.76	57.50	
		Stride count	28.99	32.96	32.81	32.48	33.28	33.89	32.79	33.02	32.40	33.79	326.41	

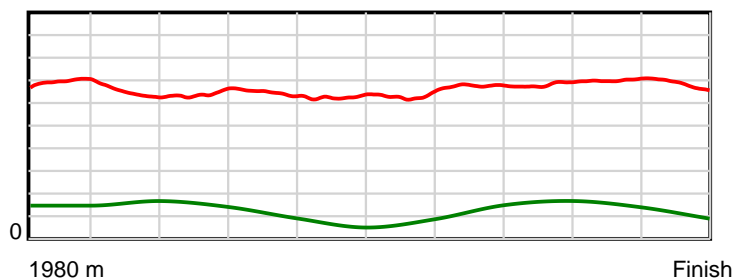
10 m Stride length



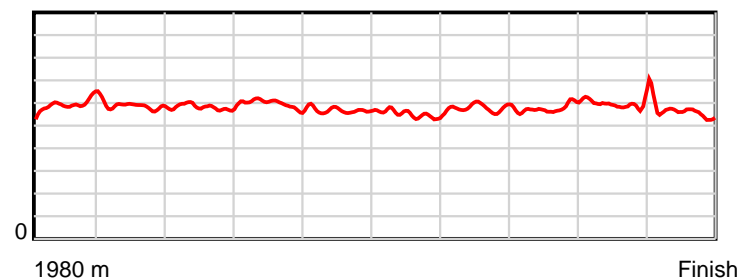
0.6 s Stride duration



20 m/sec Speed



100 % Stride efficiency



Note: Horizontal distance axis grid lines are 200m furlongs.

## Disclaimer.

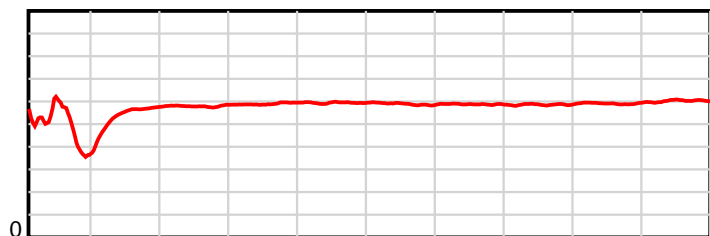
HRNZ and NZMTC and Thoroughbred Ratings Pty Ltd accepts no responsibility for the completeness or accuracy of any of the information contained herein, and makes no representations about its suitability for any particular purpose. Users should make their own judgements about those matters and/or seek independent advice. You assume all risks associated with use of the data provided on this page.

# Race Results

September 30, 2022, Race 4, COCA-COLA MOBILE TROT, Distance 1980m, Addington - Survey 1980m

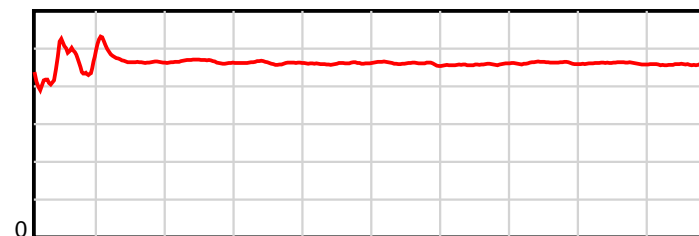
Result	TAB no.	Horse (Barrier)	1980 to	1800m to	1600m to	1400m to	1200m to	1000m to	800m to	600m to	400m to	200m to	Total or	Margin
9th	5	Royal Del (5)	1800m	1600m	1400m	1200m	1000m	800m	600m	400m	200m	WP	Average	
		Position in running (margin)	-	9(31.6)	9(44.6)	9(46.9)	9(48.1)	9(44.4)	9(44.3)	9(49.3)	9(55.5)	9(63.7)		67.00
		Sectional time (s)	17.60	17.62	16.04	15.69	15.45	15.69	15.64	15.84	15.56	15.21		
		Cumulative time (s)	160.34	142.74	125.12	109.08	93.39	77.94	62.25	46.61	30.77	15.21	2:40.34	
		Speed (m/s)	10.22	11.35	12.47	12.75	12.94	12.75	12.79	12.63	12.85	13.15	12.35	
		Stride length (m)	4.60	5.37	5.81	5.89	5.96	5.87	5.86	5.83	5.93	6.04	5.70	
		Stride duration (s)	0.445	0.473	0.466	0.462	0.461	0.461	0.458	0.462	0.461	0.459	0.461	
		Stride efficiency (%)	33.05	45.05	52.75	54.20	55.57	53.88	53.59	53.19	54.94	57.00	50.69	
		Stride count	39.14	37.25	34.42	33.96	33.54	34.06	34.15	34.28	33.73	33.12	347.65	

10 m Stride length



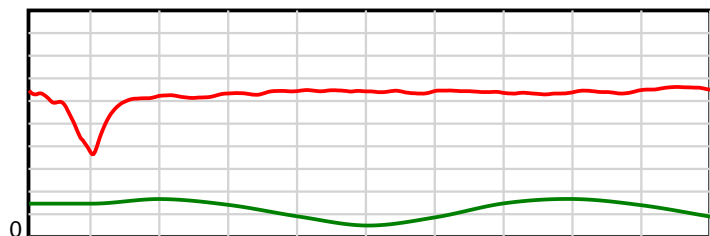
1980 m Finish

0.6 s Stride duration



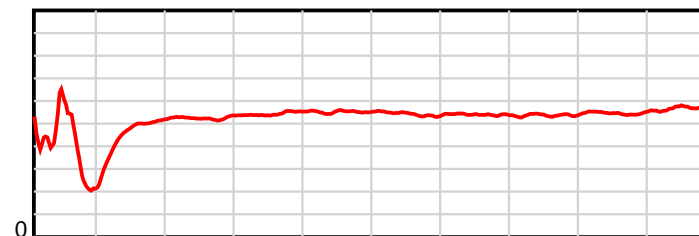
1980 m Finish

20 m/sec Speed



1980 m Finish

100 % Stride efficiency



1980 m Finish

Note: Horizontal distance axis grid lines are 200m furlongs.

## Disclaimer.

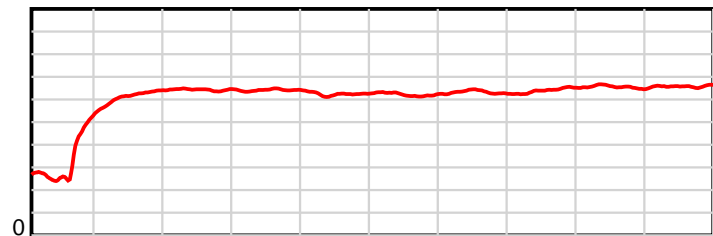
HRNZ and NZMTC and Thoroughbred Ratings Pty Ltd accepts no responsibility for the completeness or accuracy of any of the information contained herein, and makes no representations about its suitability for any particular purpose. Users should make their own judgements about those matters and/or seek independent advice. You assume all risks associated with use of the data provided on this page.

# Race Results

September 30, 2022, Race 4, COCA-COLA MOBILE TROT, Distance 1980m, Addington - Survey 1980m

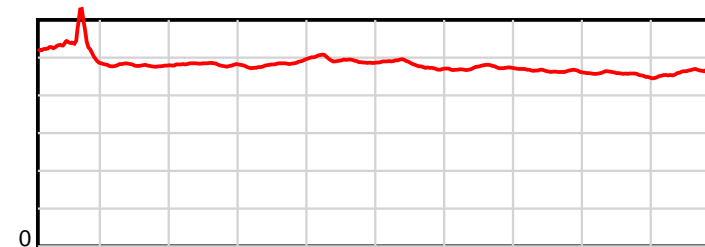
Result	TAB no.	Horse (Barrier)	1980 to	1800m to	1600m to	1400m to	1200m to	1000m to	800m to	600m to	400m to	200m to	Total or	Margin
10th	6	Jimmy Carter (6)	1800m	1600m	1400m	1200m	1000m	800m	600m	400m	200m	WP	Average	
		Position in running (margin)	-	10(190.0)	10(193.2)	10(189.8)	10(187.0)	10(184.5)	10(183.1)	10(184.1)	10(183.2)	10(181.7)		171.20
		Sectional time (s)	44.14	15.98	15.09	15.03	15.64	15.49	14.96	14.66	13.94	14.18		
		Cumulative time (s)	179.11	134.97	118.99	103.90	88.87	73.23	57.74	42.78	28.12	14.18	2:59.11	
		Speed (m/s)	4.08	12.52	13.25	13.31	12.79	12.91	13.37	13.64	14.35	14.10	11.05	
		Stride length (m)	3.22	6.00	6.39	6.44	6.30	6.20	6.32	6.33	6.54	6.62	5.83	
		Stride duration (s)	0.529	0.479	0.482	0.484	0.493	0.480	0.473	0.464	0.455	0.469	0.527	
		Stride efficiency (%)	16.15	56.28	63.76	64.86	62.09	59.98	62.45	62.70	66.74	68.47	53.09	
		Stride count	55.99	33.32	31.31	31.04	31.73	32.28	31.64	31.58	30.60	30.21	339.70	

10 m Stride length



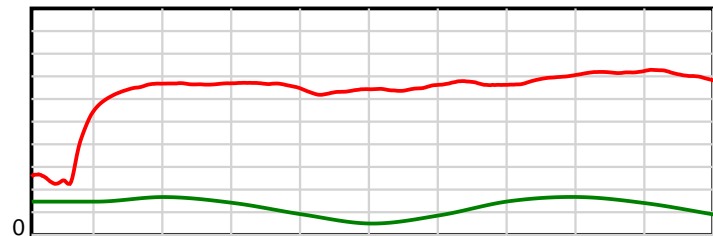
1980 m Finish

0.6 s Stride duration



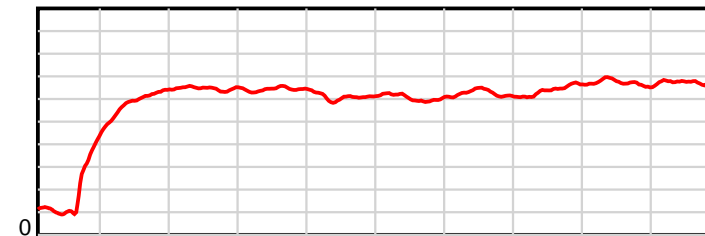
1980 m Finish

20 m/sec Speed



1980 m Finish

100 % Stride efficiency



1980 m Finish

Note: Horizontal distance axis grid lines are 200m furlongs.

## Disclaimer.

HRNZ and NZMTC and Thoroughbred Ratings Pty Ltd accepts no responsibility for the completeness or accuracy of any of the information contained herein, and makes no representations about its suitability for any particular purpose. Users should make their own judgements about those matters and/or seek independent advice. You assume all risks associated with use of the data provided on this page.



# Race Results



September 30, 2022, Race 5, CAMP TARP TEAM HANDICAP PACE, Distance 2600m, Addington - Survey 3200m

Result	TAB no.	Horse (Barrier)	2600 to	2400m to
1st	1	Corravally Sta... (1)	2400m	2200m
		Position in running (margin)	-	1(0.0)
		Sectional time (s)	16.38	15.14
		Cumulative time (s)	192.77	176.39
		Speed (m/s)	12.21	13.21
		Stride length (m)	5.32	5.61
		Stride duration (s)	0.432	0.425
		Stride efficiency (%)	44.17	49.26
		Stride count	37.62	35.62

## Disclaimer.

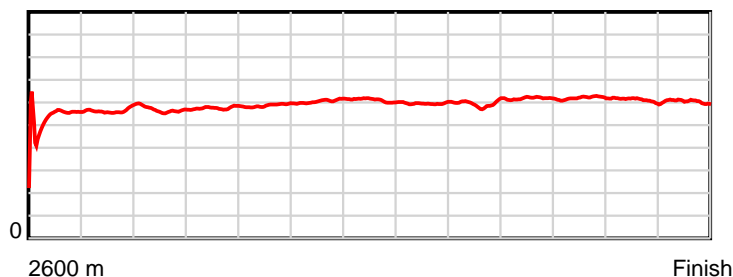
HRNZ and NZMTC and Thoroughbred Ratings Pty Ltd accepts no responsibility for the completeness or accuracy of any of the information contained herein, and makes no representations about its suitability for any particular purpose. Users should make their own judgements about those matters and/or seek independent advice. You assume all risks associated with use of the data provided on this page.

# Race Results

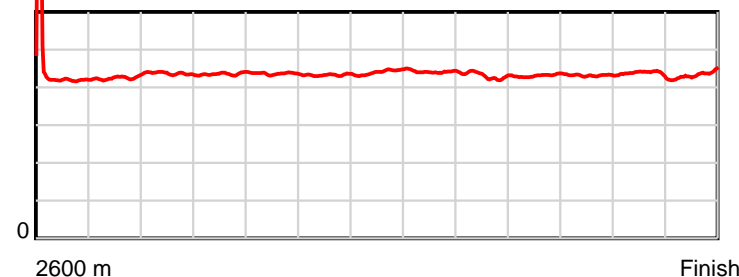
September 30, 2022, Race 5, CAMP TARP TEAM HANDICAP PACE, Distance 2600m, Addington - Survey 3200m

Result	TAB no.	Horse (Barrier)	2200m to	2000m to	1800m to	1600m to	1400m to	1200m to	1000m to	800m to	600m to	400m to	200m to	Total or	Margin
1st	1	Corravally Sta... (1)	2000m	1800m	1600m	1400m	1200m	1000m	800m	600m	400m	200m	WP	Average	
		Position in running (margin)	2(2.1)	2(2.5)	2(2.4)	2(2.1)	2(2.0)	2(1.9)	2(2.5)	2(2.3)	3(1.8)	2(1.7)	2(1.4)		0.00
		Sectional time (s)	15.58	15.22	15.03	14.39	14.53	14.94	14.59	14.01	14.10	14.32	14.54		
		Cumulative time (s)	161.25	145.67	130.45	115.42	101.03	86.50	71.56	56.97	42.96	28.86	14.54	3:12.77	
		Speed (m/s)	12.84	13.14	13.31	13.90	13.76	13.39	13.71	14.28	14.18	13.97	13.76	13.49	
		Stride length (m)	5.61	5.72	5.81	6.01	6.07	5.91	5.91	6.15	6.12	6.10	5.96	5.86	
		Stride duration (s)	0.437	0.436	0.437	0.432	0.441	0.441	0.431	0.431	0.431	0.437	0.434	0.435	
		Stride efficiency (%)	49.24	51.19	52.78	56.44	57.54	54.52	54.64	59.09	58.54	58.19	55.58	53.67	
		Stride count	35.63	34.94	34.41	33.28	32.96	33.86	33.82	32.52	32.68	32.77	33.53	443.64	

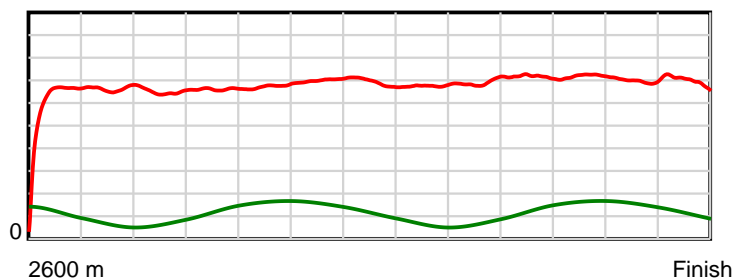
10 m Stride length



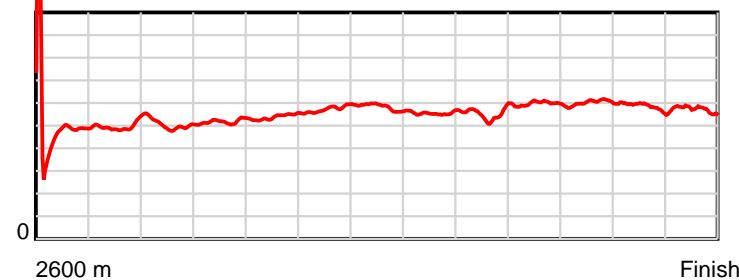
0.5 s Stride duration



20 m/sec Speed



100 % Stride efficiency



Note: Horizontal distance axis grid lines are 200m furlongs.

## Disclaimer.

HRNZ and NZMTC and Thoroughbred Ratings Pty Ltd accepts no responsibility for the completeness or accuracy of any of the information contained herein, and makes no representations about its suitability for any particular purpose. Users should make their own judgements about those matters and/or seek independent advice. You assume all risks associated with use of the data provided on this page.



# Race Results



September 30, 2022, Race 5, CAMP TARP TEAM HANDICAP PACE, Distance 2600m, Addington - Survey 3200m

Result	TAB no.	Horse (Barrier)	2600 to	2400m to
2nd	9	Homebush Lad (8)	2400m	2200m
		Position in running (margin)	-	5(9.4)
		Sectional time (s)	17.96	15.05
		Cumulative time (s)	193.01	175.05
		Speed (m/s)	11.14	13.29
		Stride length (m)	5.46	5.99
		Stride duration (s)	0.445	0.451
		Stride efficiency (%)	46.61	56.09
		Stride count	36.62	33.38

#### Disclaimer.

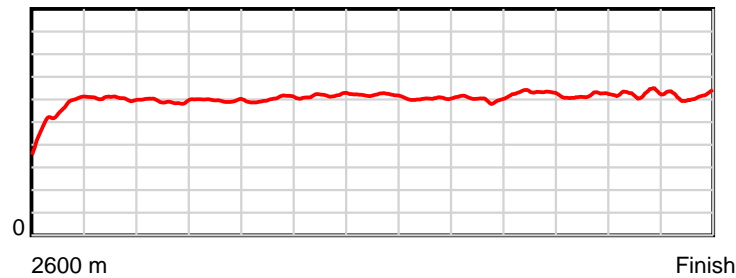
HRNZ and NZMTC and Thoroughbred Ratings Pty Ltd accepts no responsibility for the completeness or accuracy of any of the information contained herein, and makes no representations about its suitability for any particular purpose. Users should make their own judgements about those matters and/or seek independent advice. You assume all risks associated with use of the data provided on this page.

# Race Results

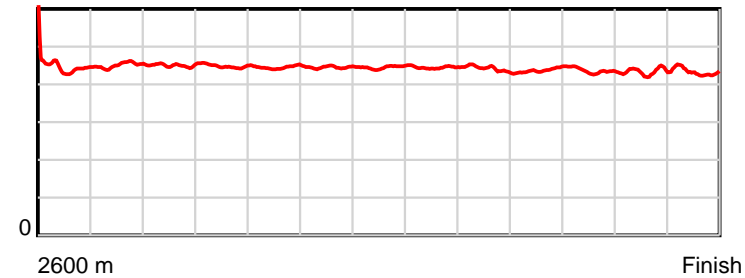
September 30, 2022, Race 5, CAMP TARP TEAM HANDICAP PACE, Distance 2600m, Addington - Survey 3200m

Result	TAB no.	Horse (Barrier)	2200m to	2000m to	1800m to	1600m to	1400m to	1200m to	1000m to	800m to	600m to	400m to	200m to	Total or	Margin
2nd	9	<b>Homebush Lad (8)</b>	<b>2000m</b>	<b>1800m</b>	<b>1600m</b>	<b>1400m</b>	<b>1200m</b>	<b>1000m</b>	<b>800m</b>	<b>600m</b>	<b>400m</b>	<b>200m</b>	<b>WP</b>	<b>Average</b>	
		Position in running (margin)	5(11.0)	5(10.2)	5(9.5)	5(8.3)	5(8.8)	6(8.1)	7(8.3)	9(8.6)	9(7.6)	8(8.0)	6(5.2)		1.30
		Sectional time (s)	15.38	15.12	14.87	14.49	14.43	14.88	14.66	13.93	14.18	13.92	14.14		
		Cumulative time (s)	160.00	144.62	129.50	114.63	100.14	85.71	70.83	56.17	42.24	28.06	14.14	3:13.01	
		Speed (m/s)	13.00	13.23	13.45	13.80	13.86	13.44	13.64	14.36	14.10	14.37	14.14	13.47	
		Stride length (m)	5.86	5.93	5.99	6.14	6.18	5.98	6.02	6.29	6.15	6.23	6.14	6.02	
		Stride duration (s)	0.450	0.448	0.445	0.445	0.446	0.445	0.441	0.438	0.436	0.434	0.434	0.447	
		Stride efficiency (%)	53.58	54.99	56.02	58.86	59.61	55.80	56.59	61.74	59.10	60.60	58.87	56.61	
		Stride count	34.16	33.72	33.40	32.59	32.38	33.47	33.23	31.82	32.52	32.12	32.58	431.99	

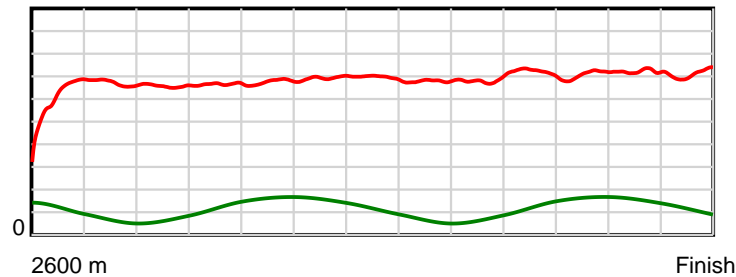
10 m Stride length



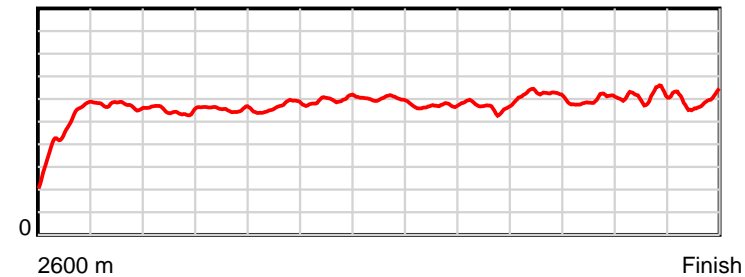
0.6 s Stride duration



20 m/sec Speed



100 % Stride efficiency



Note: Horizontal distance axis grid lines are 200m furlongs.

#### Disclaimer.

HRNZ and NZMTC and Thoroughbred Ratings Pty Ltd accepts no responsibility for the completeness or accuracy of any of the information contained herein, and makes no representations about its suitability for any particular purpose. Users should make their own judgements about those matters and/or seek independent advice. You assume all risks associated with use of the data provided on this page.



# Race Results



September 30, 2022, Race 5, CAMP TARP TEAM HANDICAP PACE, Distance 2600m, Addington - Survey 3200m

Result	TAB no.	Horse (Barrier)	2600 to	2400m to
3rd	4	<b>Mach Quillan (9)</b>	<b>2400m</b>	<b>2200m</b>
		Position in running (margin)	-	2(1.8)
		Sectional time (s)	16.65	14.48
		Cumulative time (s)	193.11	176.46
		Speed (m/s)	12.02	13.81
		Stride length (m)	5.05	6.06
		Stride duration (s)	0.419	0.439
		Stride efficiency (%)	39.85	57.35
		Stride count	39.60	33.01

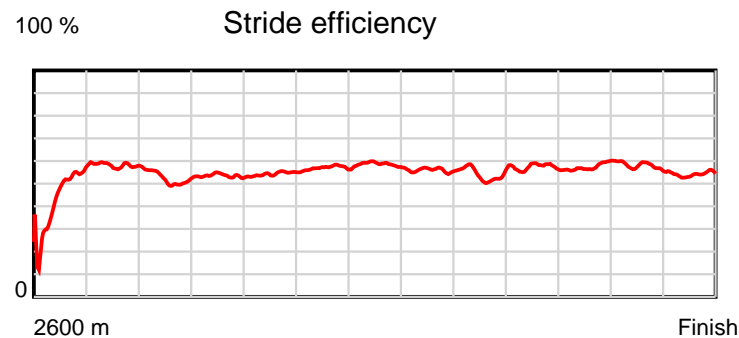
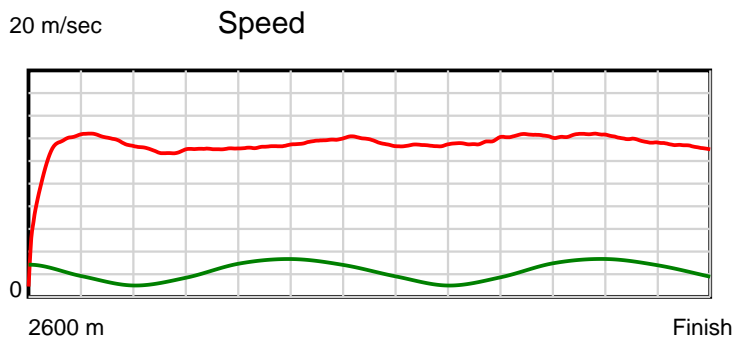
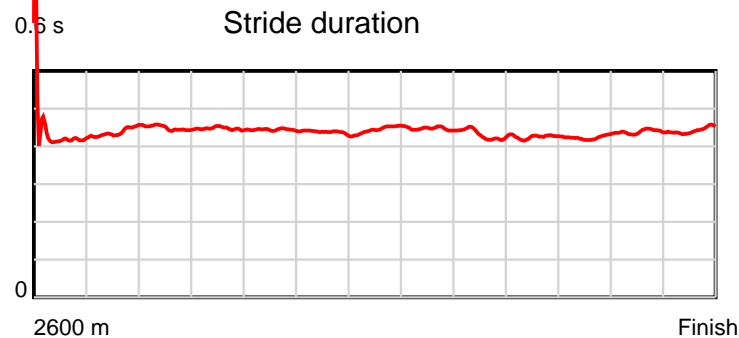
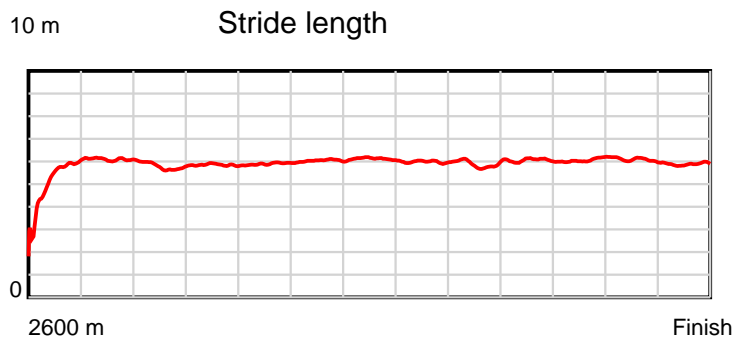
#### Disclaimer.

HRNZ and NZMTC and Thoroughbred Ratings Pty Ltd accepts no responsibility for the completeness or accuracy of any of the information contained herein, and makes no representations about its suitability for any particular purpose. Users should make their own judgements about those matters and/or seek independent advice. You assume all risks associated with use of the data provided on this page.

# Race Results

September 30, 2022, Race 5, CAMP TARP TEAM HANDICAP PACE, Distance 2600m, Addington - Survey 3200m

Result	TAB no.	Horse (Barrier)	2200m to	2000m to	1800m to	1600m to	1400m to	1200m to	1000m to	800m to	600m to	400m to	200m to	Total or	Margin
3rd	4	<b>Mach Quillan (9)</b>	<b>2000m</b>	<b>1800m</b>	<b>1600m</b>	<b>1400m</b>	<b>1200m</b>	<b>1000m</b>	<b>800m</b>	<b>600m</b>	<b>400m</b>	<b>200m</b>	<b>WP</b>	<b>Average</b>	
		Position in running (margin)	1(0.0)	1(0.0)	1(0.0)	1(0.0)	1(0.0)	1(0.0)	1(0.0)	1(0.0)	1(0.0)	1(0.0)	1(0.0)		1.90
		Sectional time (s)	15.52	15.23	15.07	14.42	14.53	14.85	14.62	14.09	14.11	14.38	15.16		
		Cumulative time (s)	161.98	146.46	131.23	116.16	101.74	87.21	72.36	57.74	43.65	29.54	15.16	3:13.11	
		Speed (m/s)	12.89	13.13	13.27	13.87	13.76	13.47	13.68	14.19	14.17	13.91	13.19	13.46	
		Stride length (m)	5.77	5.87	5.89	6.07	6.13	6.01	5.90	6.04	6.01	6.10	5.84	5.89	
		Stride duration (s)	0.448	0.447	0.444	0.437	0.445	0.447	0.431	0.425	0.424	0.439	0.443	0.437	
		Stride efficiency (%)	52.05	53.92	54.21	57.56	58.70	56.53	54.35	56.93	56.40	58.14	53.22	54.20	
		Stride count	34.65	34.05	33.96	32.95	32.63	33.25	33.91	33.13	33.29	32.79	34.27	441.49	



Note: Horizontal distance axis grid lines are 200m furlongs.

#### Disclaimer.

HRNZ and NZMTC and Thoroughbred Ratings Pty Ltd accepts no responsibility for the completeness or accuracy of any of the information contained herein, and makes no representations about its suitability for any particular purpose. Users should make their own judgements about those matters and/or seek independent advice. You assume all risks associated with use of the data provided on this page.



# Race Results



September 30, 2022, Race 5, CAMP TARP TEAM HANDICAP PACE, Distance 2600m, Addington - Survey 3200m

Result	TAB no.	Horse (Barrier)	2600 to	2400m to
4th	5	<b>I'm Tough (10)</b>	<b>2400m</b>	<b>2200m</b>
		Position in running (margin)	-	4(7.5)
		Sectional time (s)	17.72	15.01
		Cumulative time (s)	193.43	175.71
		Speed (m/s)	11.29	13.32
		Stride length (m)	4.91	5.92
		Stride duration (s)	0.428	0.444
		Stride efficiency (%)	37.66	54.73
		Stride count	40.74	33.80

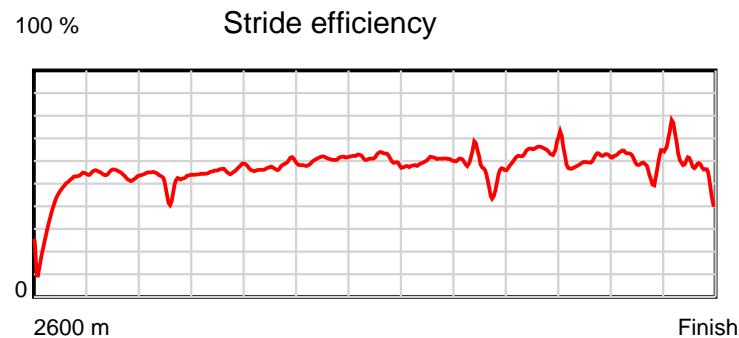
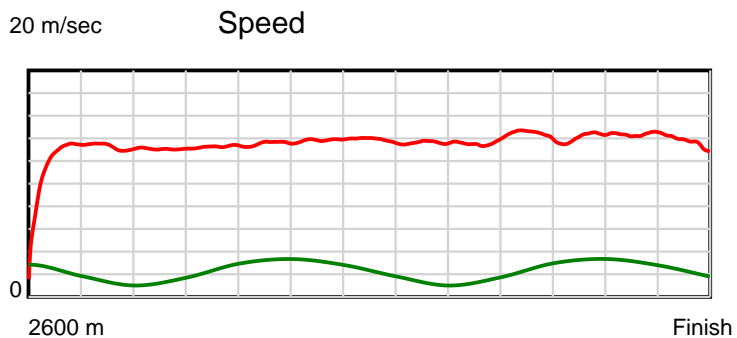
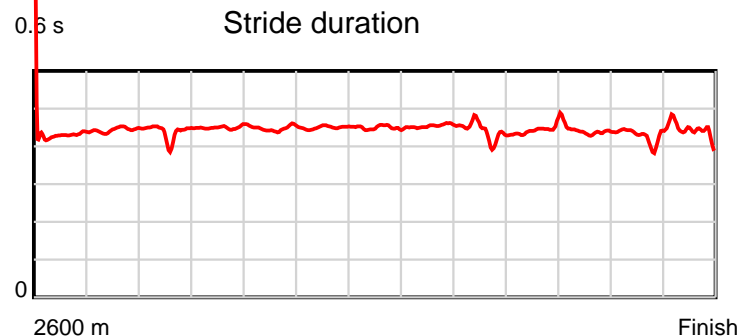
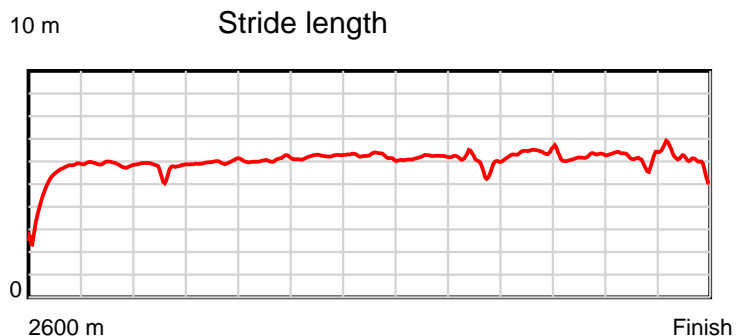
#### Disclaimer.

HRNZ and NZMTC and Thoroughbred Ratings Pty Ltd accepts no responsibility for the completeness or accuracy of any of the information contained herein, and makes no representations about its suitability for any particular purpose. Users should make their own judgements about those matters and/or seek independent advice. You assume all risks associated with use of the data provided on this page.

# Race Results

September 30, 2022, Race 5, CAMP TARP TEAM HANDICAP PACE, Distance 2600m, Addington - Survey 3200m

Result	TAB no.	Horse (Barrier)	2200m to	2000m to	1800m to	1600m to	1400m to	1200m to	1000m to	800m to	600m to	400m to	200m to	Total or	Margin
4th	5	<b>I'm Tough (10)</b>	<b>2000m</b>	<b>1800m</b>	<b>1600m</b>	<b>1400m</b>	<b>1200m</b>	<b>1000m</b>	<b>800m</b>	<b>600m</b>	<b>400m</b>	<b>200m</b>	<b>WP</b>	<b>Average</b>	
		Position in running (margin)	4(8.8)	4(8.0)	4(7.3)	4(6.6)	4(6.9)	4(6.6)	5(5.7)	6(7.1)	6(6.0)	6(6.7)	5(3.8)		3.70
		Sectional time (s)	15.39	15.12	14.96	14.45	14.50	14.70	14.84	13.91	14.23	13.90	14.70		
		Cumulative time (s)	160.70	145.31	130.19	115.23	100.78	86.28	71.58	56.74	42.83	28.60	14.70	3:13.43	
		Speed (m/s)	13.00	13.23	13.37	13.84	13.79	13.61	13.48	14.38	14.05	14.39	13.61	13.44	
		Stride length (m)	5.69	5.96	5.98	6.22	6.20	6.17	5.89	6.37	6.17	6.16	5.97	5.95	
		Stride duration (s)	0.438	0.450	0.447	0.450	0.449	0.453	0.437	0.443	0.439	0.428	0.439	0.442	
		Stride efficiency (%)	50.63	55.42	55.92	60.52	59.99	59.39	54.27	63.38	59.48	59.21	55.74	55.24	
		Stride count	35.14	33.58	33.43	32.14	32.28	32.44	33.94	31.40	32.42	32.49	33.49	437.29	



Note: Horizontal distance axis grid lines are 200m furlongs.

#### Disclaimer.

HRNZ and NZMTC and Thoroughbred Ratings Pty Ltd accepts no responsibility for the completeness or accuracy of any of the information contained herein, and makes no representations about its suitability for any particular purpose. Users should make their own judgements about those matters and/or seek independent advice. You assume all risks associated with use of the data provided on this page.



# Race Results



September 30, 2022, Race 5, CAMP TARP TEAM HANDICAP PACE, Distance 2600m, Addington - Survey 3200m

Result	TAB no.	Horse (Barrier)	2600 to	2400m to
5th	3	<b>Anything Goes (6)</b>	<b>2400m</b>	<b>2200m</b>
		Position in running (margin)	-	6(11.7)
		Sectional time (s)	18.33	15.00
		Cumulative time (s)	193.64	175.31
		Speed (m/s)	10.91	13.33
		Stride length (m)	5.19	6.53
		Stride duration (s)	0.467	0.490
		Stride efficiency (%)	42.13	66.63
		Stride count	38.52	30.63

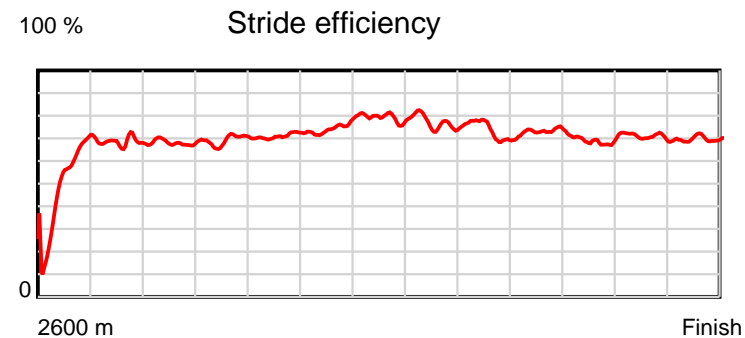
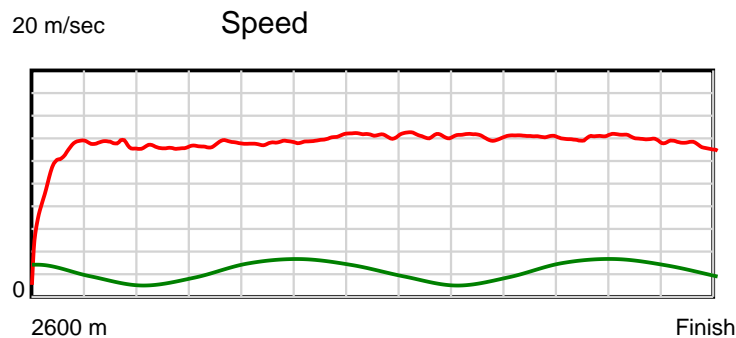
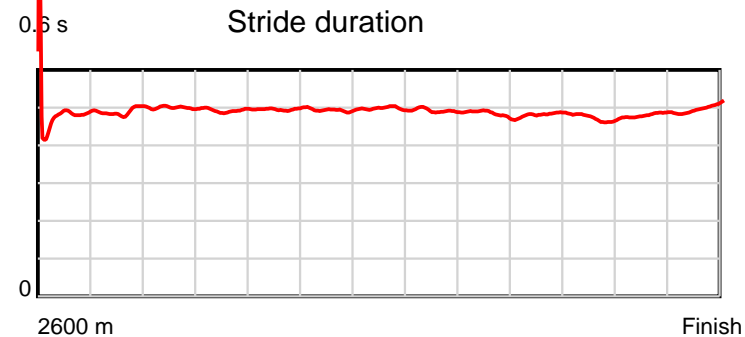
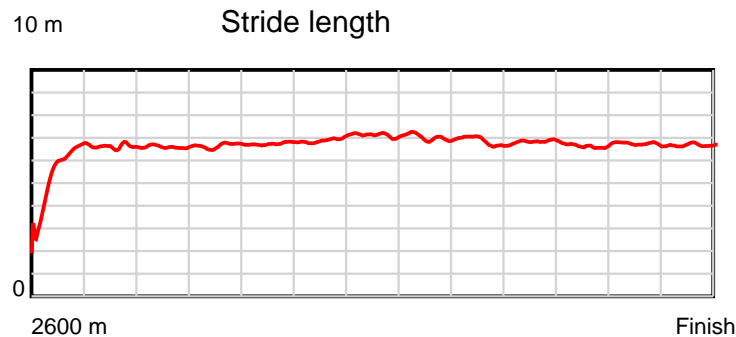
#### Disclaimer.

HRNZ and NZMTC and Thoroughbred Ratings Pty Ltd accepts no responsibility for the completeness or accuracy of any of the information contained herein, and makes no representations about its suitability for any particular purpose. Users should make their own judgements about those matters and/or seek independent advice. You assume all risks associated with use of the data provided on this page.

# Race Results

September 30, 2022, Race 5, CAMP TARP TEAM HANDICAP PACE, Distance 2600m, Addington - Survey 3200m

Result	TAB no.	Horse (Barrier)	2200m to	2000m to	1800m to	1600m to	1400m to	1200m to	1000m to	800m to	600m to	400m to	200m to	Total or	Margin
5th	3	Anything Goes (6)	2000m	1800m	1600m	1400m	1200m	1000m	800m	600m	400m	200m	WP	Average	
		Position in running (margin)	6(13.0)	6(12.4)	6(9.6)	6(9.7)	6(9.6)	5(7.3)	4(4.5)	3(2.5)	2(1.8)	3(2.4)	3(2.8)		4.80
		Sectional time (s)	15.43	14.77	15.09	14.40	14.15	14.37	14.29	13.97	14.22	14.44	15.18		
		Cumulative time (s)	160.31	144.88	130.11	115.02	100.62	86.47	72.10	57.81	43.84	29.62	15.18	3:13.64	
		Speed (m/s)	12.96	13.54	13.25	13.89	14.13	13.92	14.00	14.32	14.06	13.85	13.18	13.43	
		Stride length (m)	6.48	6.67	6.58	6.85	7.03	6.84	6.75	6.91	6.63	6.68	6.61	6.56	
		Stride duration (s)	0.500	0.493	0.496	0.493	0.498	0.492	0.483	0.483	0.471	0.482	0.502	0.489	
		Stride efficiency (%)	65.55	69.56	67.59	73.29	77.26	73.19	71.27	74.70	68.67	69.63	68.30	67.29	
		Stride count	30.88	29.98	30.41	29.20	28.44	29.22	29.61	28.93	30.17	29.96	30.25	396.20	



Note: Horizontal distance axis grid lines are 200m furlongs.

#### Disclaimer.

HRNZ and NZMTC and Thoroughbred Ratings Pty Ltd accepts no responsibility for the completeness or accuracy of any of the information contained herein, and makes no representations about its suitability for any particular purpose. Users should make their own judgements about those matters and/or seek independent advice. You assume all risks associated with use of the data provided on this page.



# Race Results



September 30, 2022, Race 5, CAMP TARP TEAM HANDICAP PACE, Distance 2600m, Addington - Survey 3200m

Result	TAB no.	Horse (Barrier)	2600 to	2400m to
6th	14	<b>Shan Noble (7)</b>	<b>2400m</b>	<b>2200m</b>
		Position in running (margin)	-	9(18.7)
		Sectional time (s)	19.73	15.00
		Cumulative time (s)	193.68	173.95
		Speed (m/s)	10.14	13.33
		Stride length (m)	5.80	6.04
		Stride duration (s)	0.448	0.453
		Stride efficiency (%)	52.50	57.09
		Stride count	34.51	33.09

#### Disclaimer.

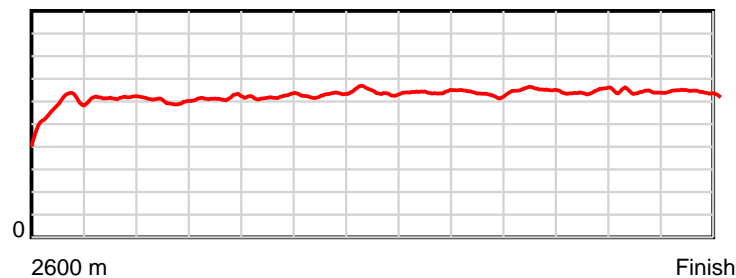
HRNZ and NZMTC and Thoroughbred Ratings Pty Ltd accepts no responsibility for the completeness or accuracy of any of the information contained herein, and makes no representations about its suitability for any particular purpose. Users should make their own judgements about those matters and/or seek independent advice. You assume all risks associated with use of the data provided on this page.

# Race Results

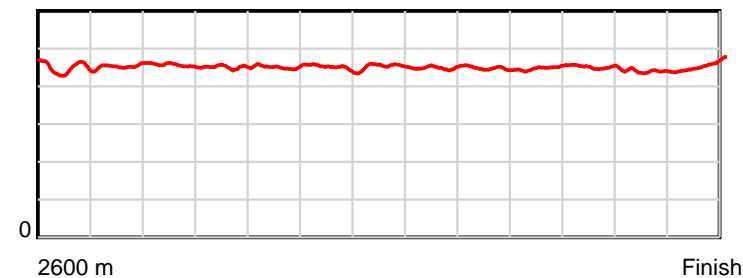
September 30, 2022, Race 5, CAMP TARP TEAM HANDICAP PACE, Distance 2600m, Addington - Survey 3200m

Result	TAB no.	Horse (Barrier)	2200m to	2000m to	1800m to	1600m to	1400m to	1200m to	1000m to	800m to	600m to	400m to	200m to	Total or	Margin
6th	14	<b>Shan Noble (7)</b>	<b>2000m</b>	<b>1800m</b>	<b>1600m</b>	<b>1400m</b>	<b>1200m</b>	<b>1000m</b>	<b>800m</b>	<b>600m</b>	<b>400m</b>	<b>200m</b>	<b>WP</b>	<b>Average</b>	
		Position in running (margin)	9(20.0)	9(19.3)	9(16.2)	10(14.9)	10(15.8)	10(13.4)	10(10.3)	8(8.5)	8(7.3)	9(8.5)	9(7.2)		5.10
		Sectional time (s)	15.41	14.72	14.84	14.57	14.13	14.34	14.32	13.89	14.30	14.16	14.27		
		Cumulative time (s)	158.95	143.54	128.82	113.98	99.41	85.28	70.94	56.62	42.73	28.43	14.27	3:13.68	
		Speed (m/s)	12.98	13.59	13.48	13.73	14.15	13.95	13.97	14.40	13.99	14.12	14.02	13.42	
		Stride length (m)	5.92	6.12	6.08	6.16	6.43	6.26	6.24	6.47	6.28	6.22	6.40	6.18	
		Stride duration (s)	0.456	0.450	0.452	0.449	0.454	0.449	0.447	0.449	0.449	0.440	0.457	0.460	
		Stride efficiency (%)	54.73	58.51	57.85	59.38	64.54	61.20	60.90	65.37	61.65	60.39	63.96	59.68	
		Stride count	33.79	32.69	32.87	32.44	31.12	31.96	32.04	30.92	31.84	32.17	31.26	420.70	

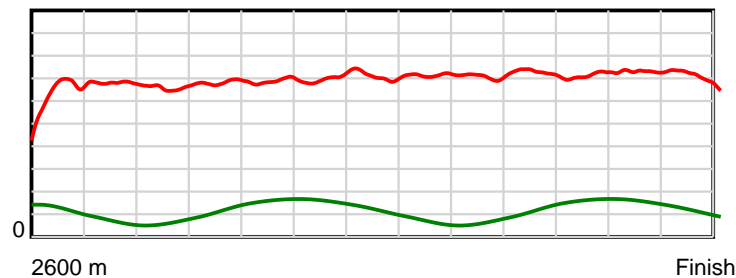
10 m Stride length



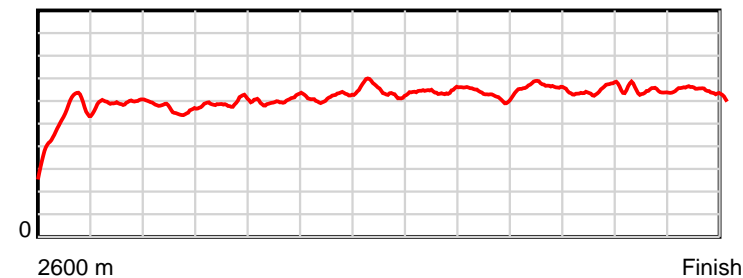
0.6 s Stride duration



20 m/sec Speed



100 % Stride efficiency



Note: Horizontal distance axis grid lines are 200m furlongs.

### Disclaimer.

HRNZ and NZMTC and Thoroughbred Ratings Pty Ltd accepts no responsibility for the completeness or accuracy of any of the information contained herein, and makes no representations about its suitability for any particular purpose. Users should make their own judgements about those matters and/or seek independent advice. You assume all risks associated with use of the data provided on this page.



# Race Results



September 30, 2022, Race 5, CAMP TARP TEAM HANDICAP PACE, Distance 2600m, Addington - Survey 3200m

Result	TAB no.	Horse (Barrier)	2600 to	2400m to
7th	2	Hazer (5)	2400m	2200m
		Position in running (margin)	-	3(2.5)
		Sectional time (s)	16.80	15.02
		Cumulative time (s)	193.78	176.98
		Speed (m/s)	11.91	13.32
		Stride length (m)	5.30	6.17
		Stride duration (s)	0.445	0.464
		Stride efficiency (%)	43.92	59.55
		Stride count	37.72	32.40

## Disclaimer.

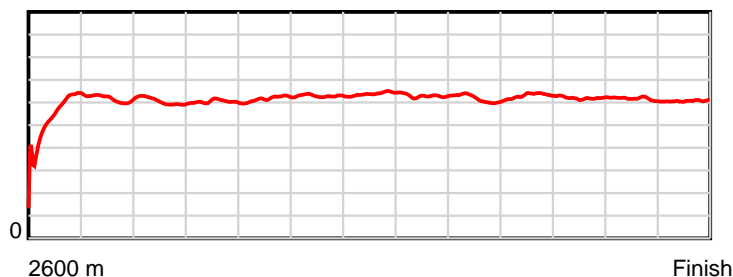
HRNZ and NZMTC and Thoroughbred Ratings Pty Ltd accepts no responsibility for the completeness or accuracy of any of the information contained herein, and makes no representations about its suitability for any particular purpose. Users should make their own judgements about those matters and/or seek independent advice. You assume all risks associated with use of the data provided on this page.

# Race Results

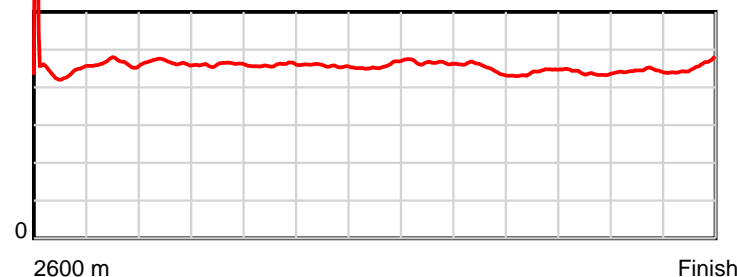
September 30, 2022, Race 5, CAMP TARP TEAM HANDICAP PACE, Distance 2600m, Addington - Survey 3200m

Result	TAB no.	Horse (Barrier)	2200m to	2000m to	1800m to	1600m to	1400m to	1200m to	1000m to	800m to	600m to	400m to	200m to	Total or	Margin
7th	2	Hazer (5)	2000m	1800m	1600m	1400m	1200m	1000m	800m	600m	400m	200m	WP	Average	
		Position in running (margin)	3(3.9)	3(5.1)	3(5.5)	3(5.0)	3(5.0)	3(4.3)	3(4.4)	5(5.2)	5(3.8)	4(4.9)	4(3.8)		5.60
		Sectional time (s)	15.72	15.30	14.99	14.42	14.43	14.86	14.75	13.86	14.29	14.19	15.15		
		Cumulative time (s)	161.96	146.24	130.94	115.95	101.53	87.10	72.24	57.49	43.63	29.34	15.15	3:13.78	
		Speed (m/s)	12.72	13.07	13.34	13.87	13.86	13.46	13.56	14.43	14.00	14.09	13.20	13.42	
		Stride length (m)	5.93	6.03	6.12	6.35	6.34	6.27	6.12	6.35	6.14	6.26	6.01	6.09	
		Stride duration (s)	0.466	0.461	0.459	0.458	0.457	0.466	0.451	0.440	0.439	0.444	0.455	0.454	
		Stride efficiency (%)	54.97	56.85	58.59	62.94	62.73	61.40	58.58	62.93	58.86	61.21	56.48	58.03	
		Stride count	33.72	33.16	32.66	31.51	31.57	31.91	32.67	31.52	32.59	31.96	33.27	426.66	

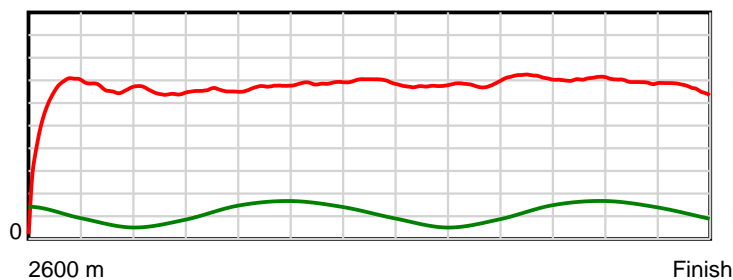
10 m Stride length



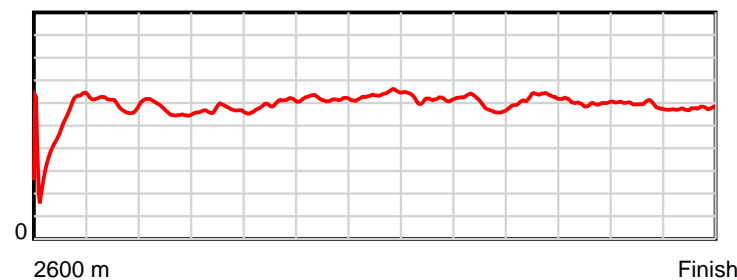
0.5 s Stride duration



20 m/sec Speed



100 % Stride efficiency



Note: Horizontal distance axis grid lines are 200m furlongs.

**Disclaimer.**

HRNZ and NZMTC and Thoroughbred Ratings Pty Ltd accepts no responsibility for the completeness or accuracy of any of the information contained herein, and makes no representations about its suitability for any particular purpose. Users should make their own judgements about those matters and/or seek independent advice. You assume all risks associated with use of the data provided on this page.



# Race Results



September 30, 2022, Race 5, CAMP TARP TEAM HANDICAP PACE, Distance 2600m, Addington - Survey 3200m

Result	TAB no.	Horse (Barrier)	2600 to	2400m to
8th	7	<b>Dashing Major (0)</b>	<b>2400m</b>	<b>2200m</b>
		Position in running (margin)	-	8(17.2)
		Sectional time (s)	19.25	14.93
		Cumulative time (s)	193.94	174.69
		Speed (m/s)	10.39	13.40
		Stride length (m)	5.40	6.35
		Stride duration (s)	0.469	0.474
		Stride efficiency (%)	45.59	62.97
		Stride count	37.03	31.51

#### Disclaimer.

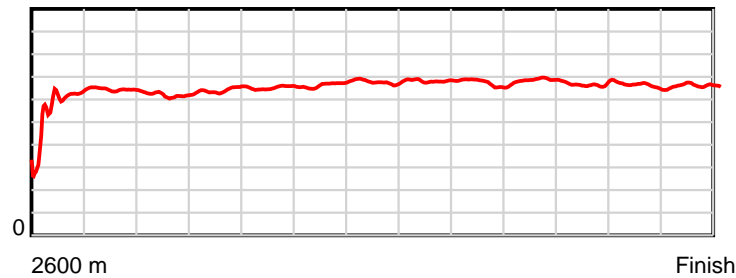
HRNZ and NZMTC and Thoroughbred Ratings Pty Ltd accepts no responsibility for the completeness or accuracy of any of the information contained herein, and makes no representations about its suitability for any particular purpose. Users should make their own judgements about those matters and/or seek independent advice. You assume all risks associated with use of the data provided on this page.

# Race Results

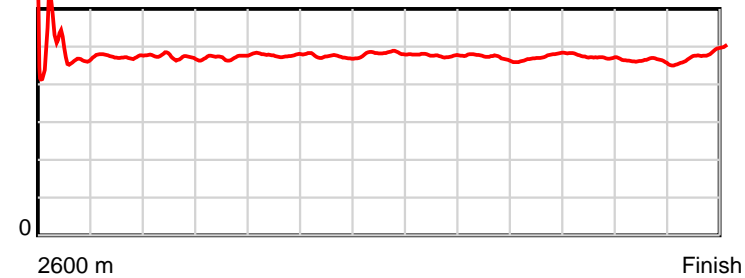
September 30, 2022, Race 5, CAMP TARP TEAM HANDICAP PACE, Distance 2600m, Addington - Survey 3200m

Result	TAB no.	Horse (Barrier)	2200m to	2000m to	1800m to	1600m to	1400m to	1200m to	1000m to	800m to	600m to	400m to	200m to	Total or	Margin
8th	7	<b>Dashing Major (0)</b>	<b>2000m</b>	<b>1800m</b>	<b>1600m</b>	<b>1400m</b>	<b>1200m</b>	<b>1000m</b>	<b>800m</b>	<b>600m</b>	<b>400m</b>	<b>200m</b>	<b>WP</b>	<b>Average</b>	
		Position in running (margin)	8(18.1)	8(17.4)	8(14.2)	8(13.9)	9(13.3)	9(11.3)	8(9.0)	7(7.7)	7(6.3)	7(7.4)	7(6.7)		6.50
		Sectional time (s)	15.42	14.69	15.02	14.33	14.20	14.47	14.40	13.87	14.28	14.27	14.81		
		Cumulative time (s)	159.76	144.34	129.65	114.63	100.30	86.10	71.63	57.23	43.36	29.08	14.81	3:13.94	
		Speed (m/s)	12.97	13.61	13.32	13.96	14.08	13.82	13.89	14.42	14.01	14.02	13.50	13.41	
		Stride length (m)	6.13	6.43	6.36	6.61	6.80	6.58	6.54	6.85	6.59	6.47	6.52	6.41	
		Stride duration (s)	0.473	0.472	0.477	0.473	0.483	0.476	0.471	0.475	0.471	0.461	0.483	0.478	
		Stride efficiency (%)	58.79	64.55	63.18	68.25	72.26	67.72	66.93	73.43	67.93	65.32	66.45	64.26	
		Stride count	32.61	31.12	31.45	30.26	29.41	30.38	30.56	29.18	30.33	30.94	30.67	405.45	

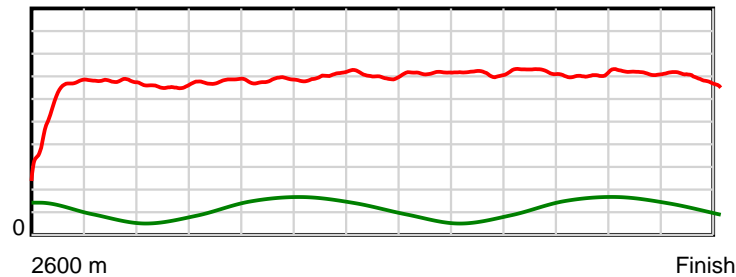
10 m Stride length



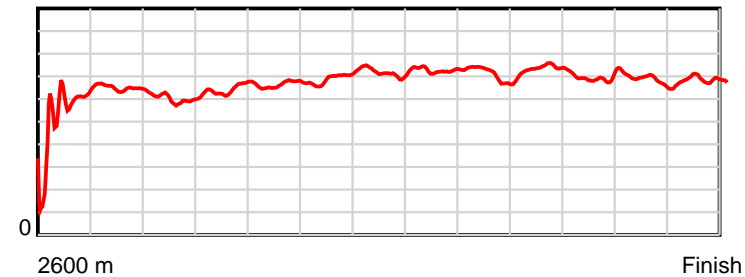
0.6 s Stride duration



20 m/sec Speed



100 % Stride efficiency



Note: Horizontal distance axis grid lines are 200m furlongs.

## Disclaimer.

HRNZ and NZMTC and Thoroughbred Ratings Pty Ltd accepts no responsibility for the completeness or accuracy of any of the information contained herein, and makes no representations about its suitability for any particular purpose. Users should make their own judgements about those matters and/or seek independent advice. You assume all risks associated with use of the data provided on this page.



# Race Results



September 30, 2022, Race 5, CAMP TARP TEAM HANDICAP PACE, Distance 2600m, Addington - Survey 3200m

Result	TAB no.	Horse (Barrier)	2600 to	2400m to
9th	8	Sam's Town (4)	2400m	2200m
		Position in running (margin)	-	10(20.0)
		Sectional time (s)	19.65	15.21
		Cumulative time (s)	194.18	174.53
		Speed (m/s)	10.18	13.15
		Stride length (m)	7.46	6.50
		Stride duration (s)	0.648	0.494
		Stride efficiency (%)	87.02	65.95
		Stride count	26.80	30.79

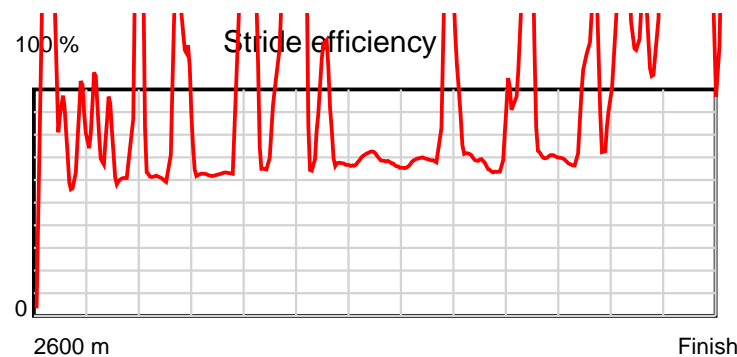
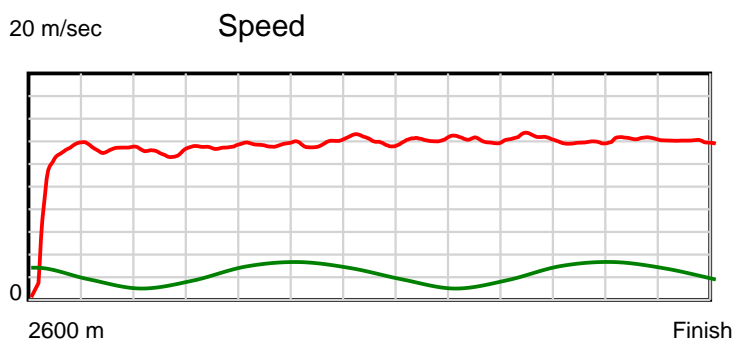
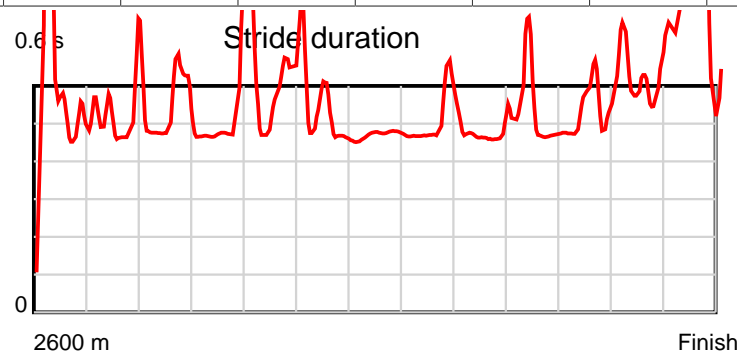
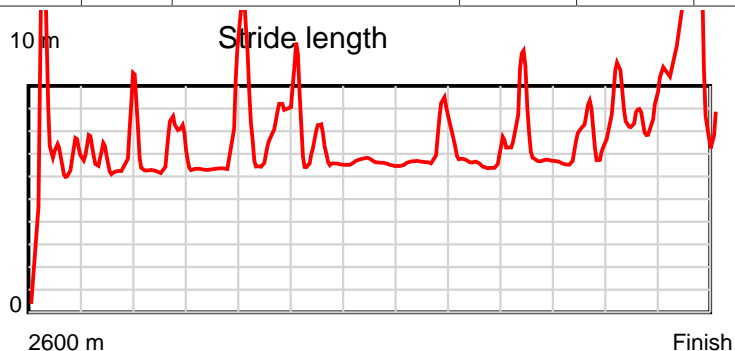
#### Disclaimer.

HRNZ and NZMTC and Thoroughbred Ratings Pty Ltd accepts no responsibility for the completeness or accuracy of any of the information contained herein, and makes no representations about its suitability for any particular purpose. Users should make their own judgements about those matters and/or seek independent advice. You assume all risks associated with use of the data provided on this page.

# Race Results

September 30, 2022, Race 5, CAMP TARP TEAM HANDICAP PACE, Distance 2600m, Addington - Survey 3200m

Result	TAB no.	Horse (Barrier)	2200m to	2000m to	1800m to	1600m to	1400m to	1200m to	1000m to	800m to	600m to	400m to	200m to	Total or	Margin
9th	8	Sam's Town (4)	2000m	1800m	1600m	1400m	1200m	1000m	800m	600m	400m	200m	WP	Average	
		Position in running (margin)	10(22.5)	10(22.0)	10(19.0)	11(17.6)	11(18.4)	11(16.0)	11(12.3)	10(10.1)	10(8.3)	11(12.0)	11(12.1)		7.80
		Sectional time (s)	15.43	14.73	14.84	14.55	14.14	14.23	14.25	13.78	14.74	14.40	14.23		
		Cumulative time (s)	159.32	143.89	129.16	114.32	99.77	85.63	71.40	57.15	43.37	28.63	14.23	3:14.18	
		Speed (m/s)	12.96	13.58	13.48	13.75	14.14	14.05	14.04	14.51	13.57	13.89	14.05	13.39	
		Stride length (m)	6.39	7.08	6.93	6.61	6.68	6.79	6.57	7.02	7.19	7.44	12.29	7.11	
		Stride duration (s)	0.493	0.521	0.514	0.481	0.472	0.483	0.468	0.484	0.530	0.535	0.874	0.531	
		Stride efficiency (%)	63.87	78.37	74.98	68.17	69.66	72.04	67.47	77.02	80.76	86.43	236.02	79.04	
		Stride count	31.28	28.24	28.87	30.28	29.96	29.46	30.44	28.49	27.82	26.89	16.27	365.59	



Note: Horizontal distance axis grid lines are 200m furlongs.

**Disclaimer.**

HRNZ and NZMTC and Thoroughbred Ratings Pty Ltd accepts no responsibility for the completeness or accuracy of any of the information contained herein, and makes no representations about its suitability for any particular purpose. Users should make their own judgements about those matters and/or seek independent advice. You assume all risks associated with use of the data provided on this page.



# Race Results



September 30, 2022, Race 5, CAMP TARP TEAM HANDICAP PACE, Distance 2600m, Addington - Survey 3200m

Result	TAB no.	Horse (Barrier)	2600 to	2400m to
10th	13	<b>Mikey Maguire (3)</b>	<b>2400m</b>	<b>2200m</b>
		Position in running (margin)	-	7(14.3)
		Sectional time (s)	18.80	14.95
		Cumulative time (s)	194.22	175.42
		Speed (m/s)	10.64	13.38
		Stride length (m)	6.02	6.15
		Stride duration (s)	0.452	0.460
		Stride efficiency (%)	56.59	59.10
		Stride count	33.23	32.52

#### Disclaimer.

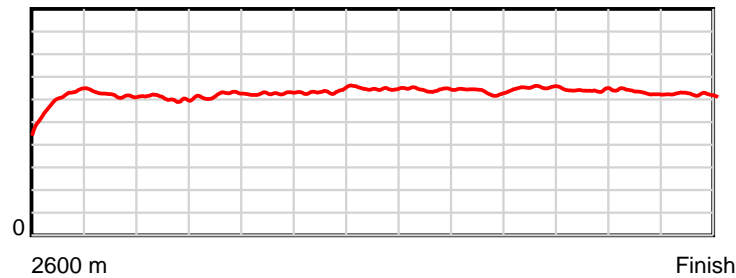
HRNZ and NZMTC and Thoroughbred Ratings Pty Ltd accepts no responsibility for the completeness or accuracy of any of the information contained herein, and makes no representations about its suitability for any particular purpose. Users should make their own judgements about those matters and/or seek independent advice. You assume all risks associated with use of the data provided on this page.

# Race Results

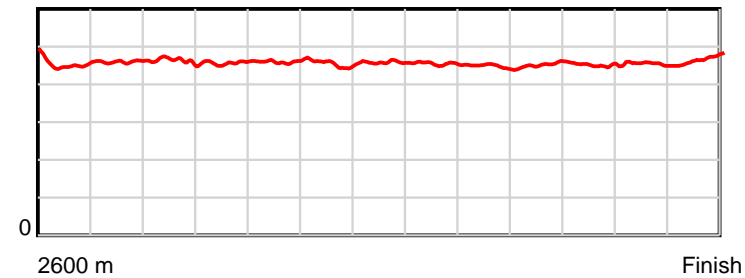
September 30, 2022, Race 5, CAMP TARP TEAM HANDICAP PACE, Distance 2600m, Addington - Survey 3200m

Result	TAB no.	Horse (Barrier)	2200m to	2000m to	1800m to	1600m to	1400m to	1200m to	1000m to	800m to	600m to	400m to	200m to	Total or	Margin
10th	13	<b>Mikey Maguire (3)</b>	<b>2000m</b>	<b>1800m</b>	<b>1600m</b>	<b>1400m</b>	<b>1200m</b>	<b>1000m</b>	<b>800m</b>	<b>600m</b>	<b>400m</b>	<b>200m</b>	<b>WP</b>	<b>Average</b>	
		Position in running (margin)	7(15.3)	7(14.9)	7(12.0)	7(11.5)	8(11.5)	7(9.1)	6(6.3)	4(4.4)	4(3.3)	5(5.6)	8(7.0)		8.10
		Sectional time (s)	15.45	14.75	14.98	14.43	14.13	14.39	14.29	13.92	14.48	14.62	15.03		
		Cumulative time (s)	160.47	145.02	130.27	115.29	100.86	86.73	72.34	58.05	44.13	29.65	15.03	3:14.22	
		Speed (m/s)	12.94	13.56	13.35	13.86	14.15	13.90	14.00	14.37	13.81	13.68	13.31	13.39	
		Stride length (m)	5.99	6.19	6.14	6.31	6.49	6.31	6.26	6.51	6.21	6.22	6.22	6.23	
		Stride duration (s)	0.462	0.457	0.460	0.455	0.458	0.454	0.447	0.453	0.450	0.455	0.467	0.465	
		Stride efficiency (%)	55.98	59.92	58.90	62.13	65.79	62.26	61.26	66.24	60.22	60.52	60.46	60.62	
		Stride count	33.42	32.30	32.58	31.72	30.82	31.69	31.94	30.72	32.22	32.14	32.15	417.45	

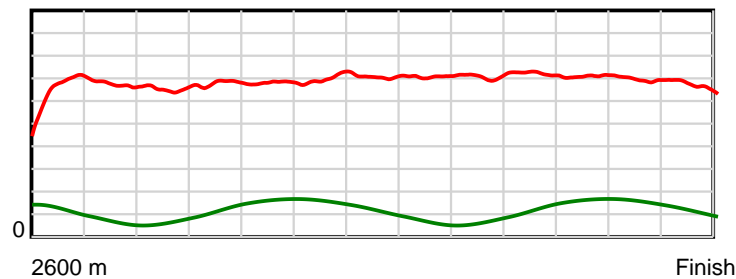
10 m Stride length



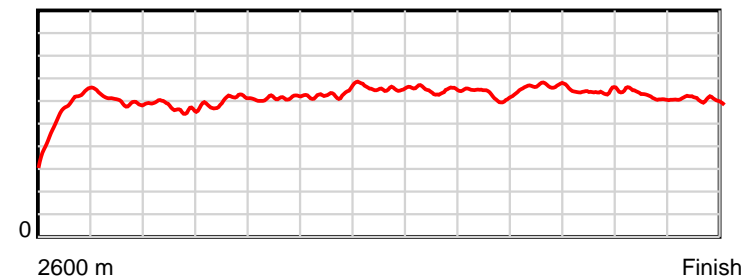
0.6 s Stride duration



20 m/sec Speed



100 % Stride efficiency



Note: Horizontal distance axis grid lines are 200m furlongs.

## Disclaimer.

HRNZ and NZMTC and Thoroughbred Ratings Pty Ltd accepts no responsibility for the completeness or accuracy of any of the information contained herein, and makes no representations about its suitability for any particular purpose. Users should make their own judgements about those matters and/or seek independent advice. You assume all risks associated with use of the data provided on this page.



# Race Results



September 30, 2022, Race 5, CAMP TARP TEAM HANDICAP PACE, Distance 2600m, Addington - Survey 3200m

Result	TAB no.	Horse (Barrier)	2600 to	2400m to
11th	12	<b>It's All About... (2)</b>	<b>2400m</b>	<b>2200m</b>
		Position in running (margin)	-	11(38.7)
		Sectional time (s)	22.90	14.51
		Cumulative time (s)	194.47	171.57
		Speed (m/s)	8.74	13.78
		Stride length (m)	5.31	6.51
		Stride duration (s)	0.472	0.472
		Stride efficiency (%)	44.11	66.17
		Stride count	37.64	30.73

#### Disclaimer.

HRNZ and NZMTC and Thoroughbred Ratings Pty Ltd accepts no responsibility for the completeness or accuracy of any of the information contained herein, and makes no representations about its suitability for any particular purpose. Users should make their own judgements about those matters and/or seek independent advice. You assume all risks associated with use of the data provided on this page.

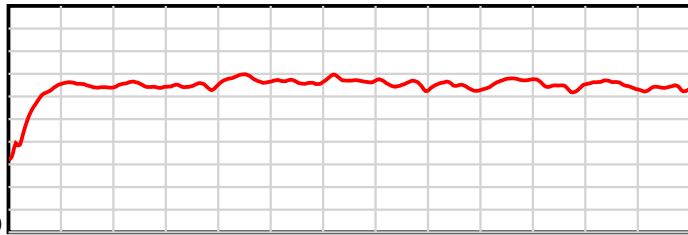
# Race Results

September 30, 2022, Race 5, CAMP TARP TEAM HANDICAP PACE, Distance 2600m, Addington - Survey 3200m

Result	TAB no.	Horse (Barrier)	2200m to	2000m to	1800m to	1600m to	1400m to	1200m to	1000m to	800m to	600m to	400m to	200m to	Total or	Margin
11th	12	It's All About... (2)	2000m	1800m	1600m	1400m	1200m	1000m	800m	600m	400m	200m	WP	Average	
		Position in running (margin)	11(37.0)	11(30.3)	11(23.1)	9(14.6)	7(11.1)	8(9.7)	9(9.5)	11(10.5)	11(9.3)	10(11.2)	10(9.9)		9.40
		Sectional time (s)	14.40	14.03	13.66	13.83	14.31	14.82	14.78	13.88	14.43	14.17	14.75		
		Cumulative time (s)	157.06	142.66	128.63	114.97	101.14	86.83	72.01	57.23	43.35	28.92	14.75	3:14.47	
		Speed (m/s)	13.89	14.26	14.64	14.46	13.98	13.50	13.53	14.41	13.86	14.11	13.56	13.37	
		Stride length (m)	6.52	6.52	6.74	6.69	6.76	6.51	6.42	6.71	6.41	6.47	6.34	6.43	
		Stride duration (s)	0.469	0.457	0.461	0.462	0.484	0.482	0.475	0.466	0.462	0.458	0.468	0.481	
		Stride efficiency (%)	66.41	66.34	71.06	69.91	71.46	66.21	64.43	70.32	64.16	65.38	62.79	64.64	
		Stride count	30.68	30.69	29.66	29.90	29.58	30.73	31.15	29.81	31.21	30.92	31.55	404.25	

10 m

Stride length

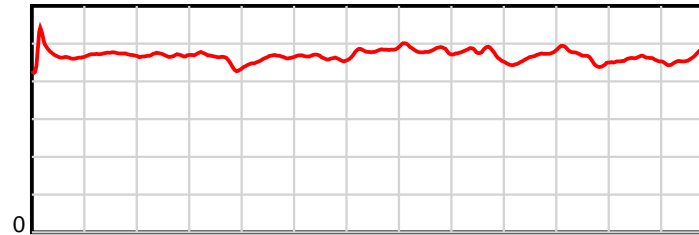


2600 m

Finish

0.6 s

Stride duration

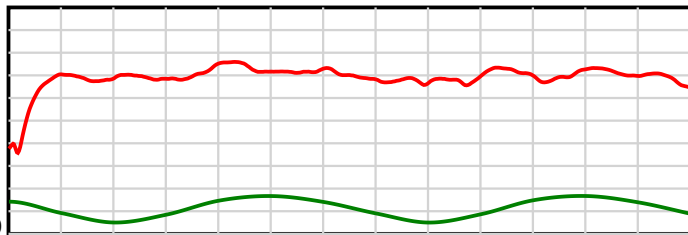


2600 m

Finish

20 m/sec

Speed

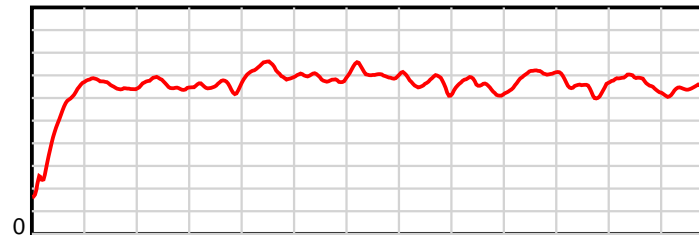


2600 m

Finish

100 %

Stride efficiency



2600 m

Finish

Note: Horizontal distance axis grid lines are 200m furlongs.

**Disclaimer.**

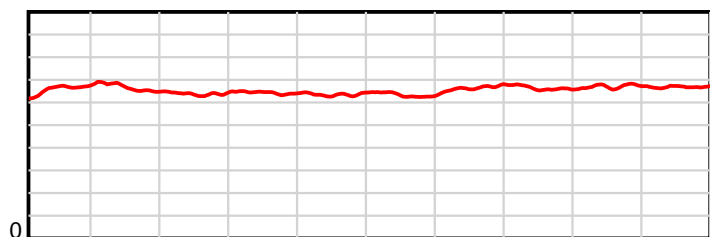
HRNZ and NZMTC and Thoroughbred Ratings Pty Ltd accepts no responsibility for the completeness or accuracy of any of the information contained herein, and makes no representations about its suitability for any particular purpose. Users should make their own judgements about those matters and/or seek independent advice. You assume all risks associated with use of the data provided on this page.

# Race Results

September 30, 2022, Race 6, LAZARUS THREE-YEAR-OLD STAKES MOBILE PACE, Distance 1980m, Addington - Survey 1980m

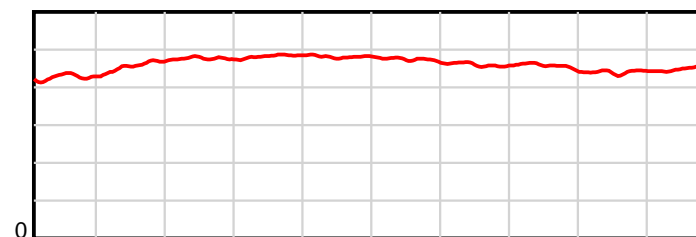
Result	TAB no.	Horse (Barrier)	1980 to	1800m to	1600m to	1400m to	1200m to	1000m to	800m to	600m to	400m to	200m to	Total or	Margin
1st	6	Republican Par... (6)	1800m	1600m	1400m	1200m	1000m	800m	600m	400m	200m	WP	Average	
		Position in running (margin)	-	1(0.0)	1(0.0)	1(0.0)	1(0.0)	1(0.0)	1(0.0)	1(0.0)	1(0.0)	1(0.0)		0.00
		Sectional time (s)	11.73	14.27	15.02	15.18	15.09	15.23	13.94	14.22	13.15	13.45		
		Cumulative time (s)	141.28	129.55	115.28	100.26	85.08	69.99	54.76	40.82	26.60	13.45	2:21.28	
		Speed (m/s)	15.34	14.02	13.32	13.18	13.25	13.13	14.35	14.06	15.21	14.87	14.01	
		Stride length (m)	6.58	6.44	6.34	6.37	6.38	6.21	6.60	6.41	6.70	6.75	6.47	
		Stride duration (s)	0.428	0.459	0.476	0.483	0.481	0.473	0.460	0.456	0.441	0.454	0.462	
		Stride efficiency (%)	67.57	64.75	62.79	63.33	63.56	60.30	67.98	64.17	70.24	71.14	65.44	
		Stride count	27.37	31.07	31.55	31.42	31.36	32.20	30.32	31.21	29.83	29.64	305.97	

10 m Stride length



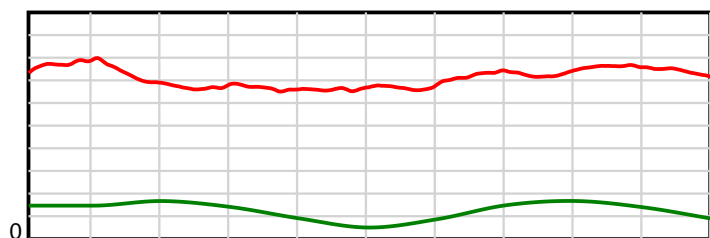
1980 m Finish

0.6 s Stride duration



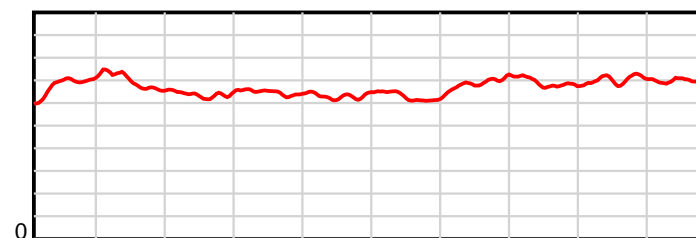
1980 m Finish

20 m/sec Speed



1980 m Finish

100 % Stride efficiency



1980 m Finish

Note: Horizontal distance axis grid lines are 200m furlongs.

## Disclaimer.

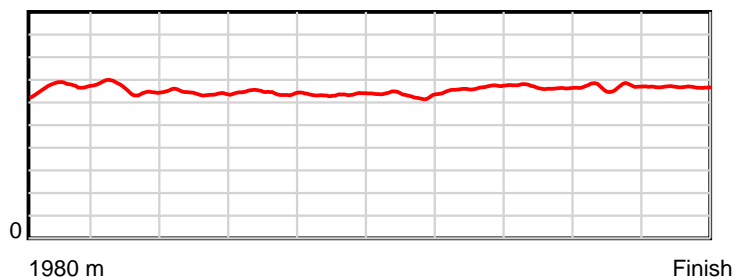
HRNZ and NZMTC and Thoroughbred Ratings Pty Ltd accepts no responsibility for the completeness or accuracy of any of the information contained herein, and makes no representations about its suitability for any particular purpose. Users should make their own judgements about those matters and/or seek independent advice. You assume all risks associated with use of the data provided on this page.

# Race Results

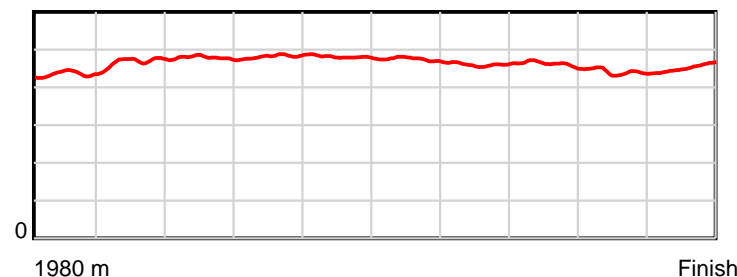
September 30, 2022, Race 6, LAZARUS THREE-YEAR-OLD STAKES MOBILE PACE, Distance 1980m, Addington - Survey 1980m

Result	TAB no.	Horse (Barrier)	1980 to	1800m to	1600m to	1400m to	1200m to	1000m to	800m to	600m to	400m to	200m to	Total or	Margin
2nd	5	<b>Franco Mac (5)</b>	<b>1800m</b>	<b>1600m</b>	<b>1400m</b>	<b>1200m</b>	<b>1000m</b>	<b>800m</b>	<b>600m</b>	<b>400m</b>	<b>200m</b>	<b>WP</b>	<b>Average</b>	
		Position in running (margin)	-	2(0.2)	2(1.1)	2(1.8)	2(0.6)	2(1.3)	2(1.9)	2(1.5)	2(1.0)	2(1.2)		0.60
		Sectional time (s)	11.61	14.42	15.14	14.97	15.22	15.33	13.86	14.14	13.19	13.51		
		Cumulative time (s)	141.39	129.78	115.36	100.22	85.25	70.03	54.70	40.84	26.70	13.51	2:21.39	
		Speed (m/s)	15.50	13.87	13.21	13.36	13.14	13.05	14.43	14.14	15.16	14.80	14.00	
		Stride length (m)	6.67	6.51	6.32	6.44	6.32	6.19	6.64	6.53	6.68	6.72	6.50	
		Stride duration (s)	0.436	0.470	0.478	0.482	0.481	0.474	0.461	0.461	0.441	0.454	0.464	
		Stride efficiency (%)	69.54	66.25	62.43	64.80	62.44	59.83	69.00	66.59	69.79	70.54	65.94	
		Stride count	26.98	30.72	31.64	31.06	31.64	32.32	30.10	30.64	29.93	29.77	304.80	

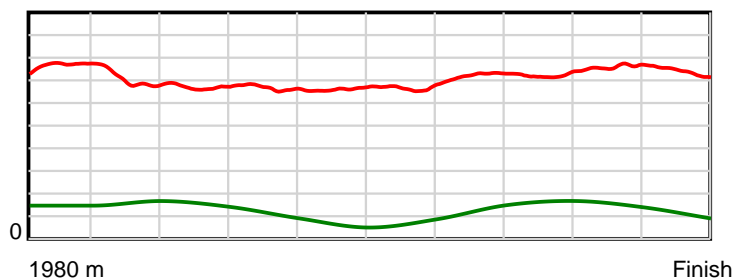
10 m Stride length



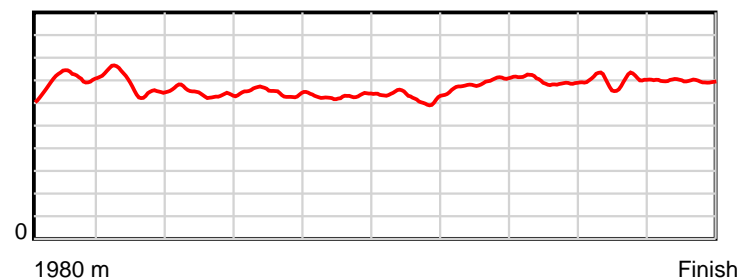
0.6 s Stride duration



20 m/sec Speed



100 % Stride efficiency



Note: Horizontal distance axis grid lines are 200m furlongs.

**Disclaimer.**

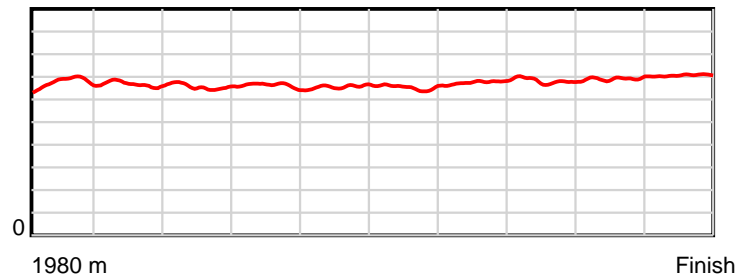
HRNZ and NZMTC and Thoroughbred Ratings Pty Ltd accepts no responsibility for the completeness or accuracy of any of the information contained herein, and makes no representations about its suitability for any particular purpose. Users should make their own judgements about those matters and/or seek independent advice. You assume all risks associated with use of the data provided on this page.

# Race Results

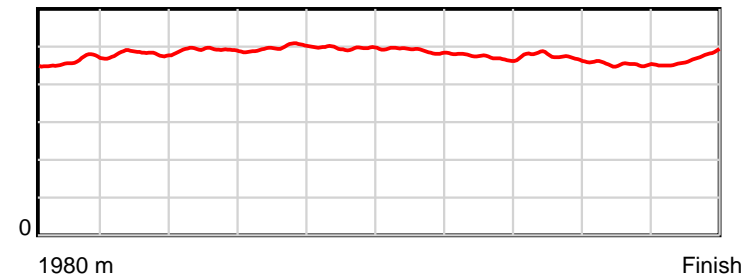
September 30, 2022, Race 6, LAZARUS THREE-YEAR-OLD STAKES MOBILE PACE, Distance 1980m, Addington - Survey 1980m

Result	TAB no.	Horse (Barrier)	1980 to	1800m to	1600m to	1400m to	1200m to	1000m to	800m to	600m to	400m to	200m to	Total or	Margin
3rd	2	<b>Here's Herbie (2)</b>	<b>1800m</b>	<b>1600m</b>	<b>1400m</b>	<b>1200m</b>	<b>1000m</b>	<b>800m</b>	<b>600m</b>	<b>400m</b>	<b>200m</b>	<b>WP</b>	<b>Average</b>	
		Position in running (margin)	-	6(3.9)	4(5.9)	4(5.9)	5(5.4)	7(6.2)	5(5.1)	5(5.2)	6(3.9)	5(3.8)		2.50
		Sectional time (s)	12.38	14.61	15.02	15.08	15.22	15.05	13.97	14.00	13.12	13.27		
		Cumulative time (s)	141.72	129.34	114.73	99.71	84.63	69.41	54.36	40.39	26.39	13.27	2:21.72	
		Speed (m/s)	14.54	13.69	13.32	13.26	13.14	13.29	14.32	14.29	15.24	15.07	13.97	
		Stride length (m)	6.79	6.59	6.55	6.60	6.52	6.51	6.76	6.78	6.91	7.07	6.70	
		Stride duration (s)	0.462	0.481	0.492	0.498	0.497	0.490	0.472	0.475	0.453	0.469	0.480	
		Stride efficiency (%)	72.00	67.80	66.97	68.07	66.48	66.22	71.32	71.84	74.64	78.22	70.20	
		Stride count	26.52	30.36	30.55	30.30	30.66	30.72	29.60	29.50	28.94	28.27	295.42	

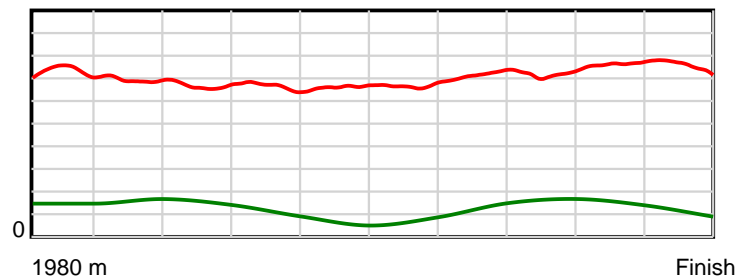
10 m Stride length



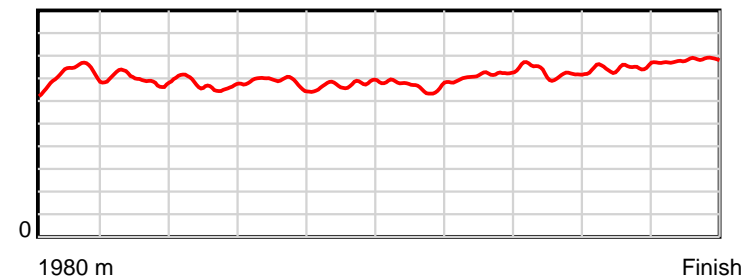
0.6 s Stride duration



20 m/sec Speed



100 % Stride efficiency



Note: Horizontal distance axis grid lines are 200m furlongs.

## Disclaimer.

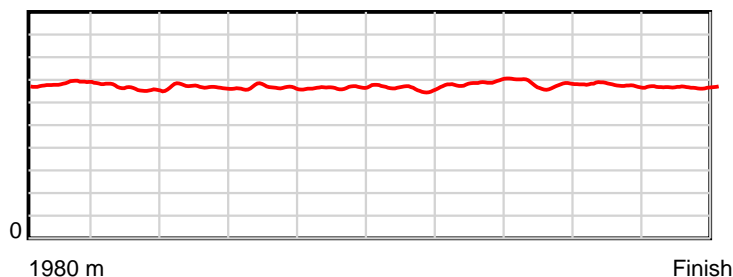
HRNZ and NZMTC and Thoroughbred Ratings Pty Ltd accepts no responsibility for the completeness or accuracy of any of the information contained herein, and makes no representations about its suitability for any particular purpose. Users should make their own judgements about those matters and/or seek independent advice. You assume all risks associated with use of the data provided on this page.

# Race Results

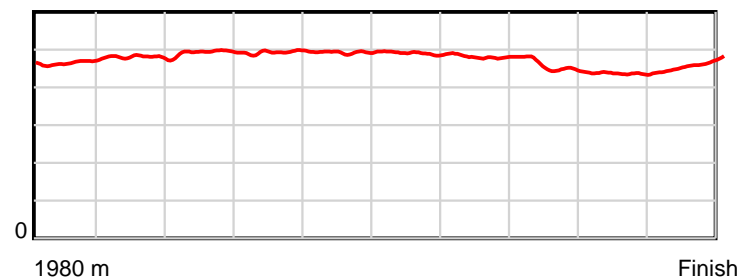
September 30, 2022, Race 6, LAZARUS THREE-YEAR-OLD STAKES MOBILE PACE, Distance 1980m, Addington - Survey 1980m

Result	TAB no.	Horse (Barrier)	1980 to	1800m to	1600m to	1400m to	1200m to	1000m to	800m to	600m to	400m to	200m to	Total or	Margin
4th	8	Akuta (8)	1800m	1600m	1400m	1200m	1000m	800m	600m	400m	200m	WP	Average	
		Position in running (margin)	-	8(4.1)	7(9.2)	6(8.3)	6(5.9)	5(4.9)	6(5.4)	6(5.4)	5(2.6)	4(1.9)		3.90
		Sectional time (s)	12.45	15.12	14.89	14.77	14.91	15.32	13.96	13.74	13.03	13.79		
		Cumulative time (s)	141.98	129.53	114.41	99.52	84.75	69.84	54.52	40.56	26.82	13.79	2:21.98	
		Speed (m/s)	14.45	13.23	13.43	13.54	13.41	13.05	14.33	14.56	15.35	14.50	13.95	
		Stride length (m)	6.78	6.35	6.64	6.68	6.61	6.40	6.88	6.60	6.71	6.71	6.63	
		Stride duration (s)	0.465	0.480	0.494	0.493	0.493	0.490	0.480	0.453	0.437	0.462	0.475	
		Stride efficiency (%)	71.83	63.00	68.84	69.64	68.21	64.09	73.98	68.03	70.28	70.28	68.68	
		Stride count	26.55	31.50	30.13	29.96	30.27	31.23	29.07	30.31	29.82	29.82	298.66	

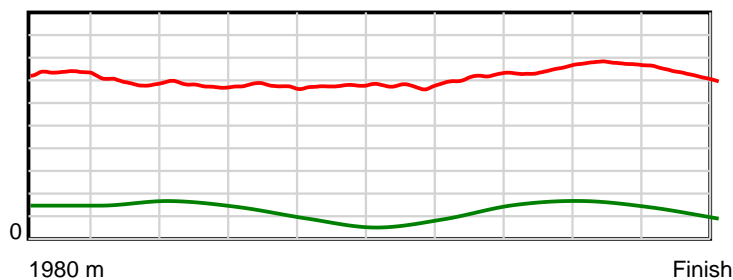
10 m Stride length



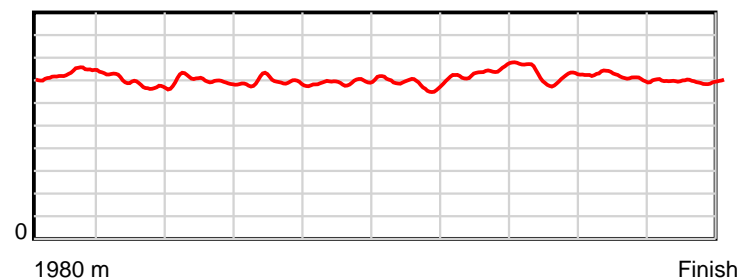
0.6 s Stride duration



20 m/sec Speed



100 % Stride efficiency



Note: Horizontal distance axis grid lines are 200m furlongs.

## Disclaimer.

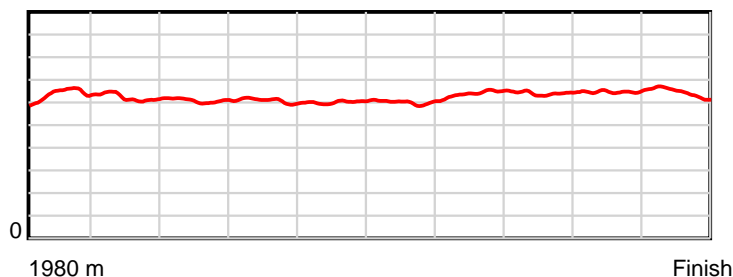
HRNZ and NZMTC and Thoroughbred Ratings Pty Ltd accepts no responsibility for the completeness or accuracy of any of the information contained herein, and makes no representations about its suitability for any particular purpose. Users should make their own judgements about those matters and/or seek independent advice. You assume all risks associated with use of the data provided on this page.

# Race Results

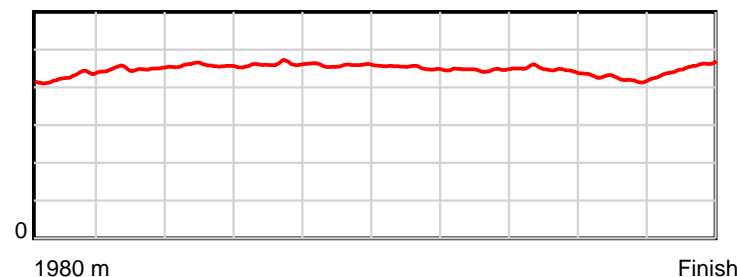
September 30, 2022, Race 6, LAZARUS THREE-YEAR-OLD STAKES MOBILE PACE, Distance 1980m, Addington - Survey 1980m

Result	TAB no.	Horse (Barrier)	1980 to	1800m to	1600m to	1400m to	1200m to	1000m to	800m to	600m to	400m to	200m to	Total or	Margin
5th	1	<b>Sporty Charlie (1)</b>	<b>1800m</b>	<b>1600m</b>	<b>1400m</b>	<b>1200m</b>	<b>1000m</b>	<b>800m</b>	<b>600m</b>	<b>400m</b>	<b>200m</b>	<b>WP</b>	<b>Average</b>	
		Position in running (margin)	-	4(2.2)	3(3.5)	3(3.3)	3(2.9)	4(3.5)	4(3.3)	4(3.4)	3(2.1)	3(1.8)		4.40
		Sectional time (s)	12.03	14.49	14.98	15.11	15.19	15.21	13.95	14.01	13.09	14.02		
		Cumulative time (s)	142.08	130.05	115.56	100.58	85.47	70.28	55.07	41.12	27.11	14.02	2:22.08	
		Speed (m/s)	14.96	13.80	13.35	13.24	13.17	13.15	14.34	14.28	15.28	14.27	13.94	
		Stride length (m)	6.39	6.20	6.11	6.10	6.04	5.96	6.40	6.39	6.47	6.45	6.25	
		Stride duration (s)	0.428	0.449	0.458	0.461	0.459	0.453	0.447	0.448	0.424	0.453	0.448	
		Stride efficiency (%)	63.84	60.03	58.37	58.23	57.02	55.44	64.03	63.75	65.49	65.11	60.95	
		Stride count	28.16	32.27	32.73	32.76	33.11	33.58	31.24	31.31	30.89	30.98	317.03	

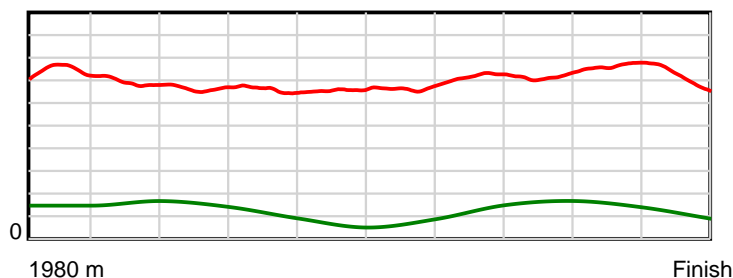
10 m Stride length



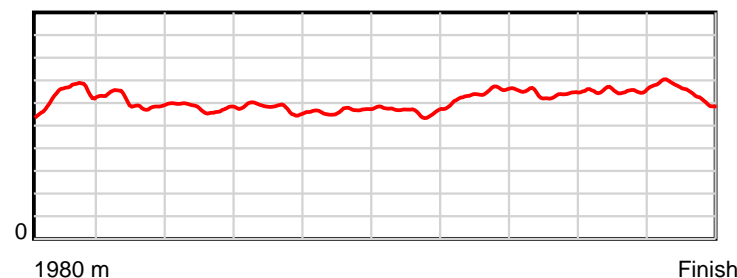
0.6 s Stride duration



20 m/sec Speed



100 % Stride efficiency



Note: Horizontal distance axis grid lines are 200m furlongs.

## Disclaimer.

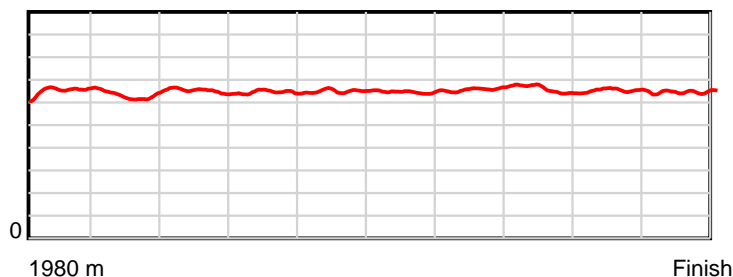
HRNZ and NZMTC and Thoroughbred Ratings Pty Ltd accepts no responsibility for the completeness or accuracy of any of the information contained herein, and makes no representations about its suitability for any particular purpose. Users should make their own judgements about those matters and/or seek independent advice. You assume all risks associated with use of the data provided on this page.

# Race Results

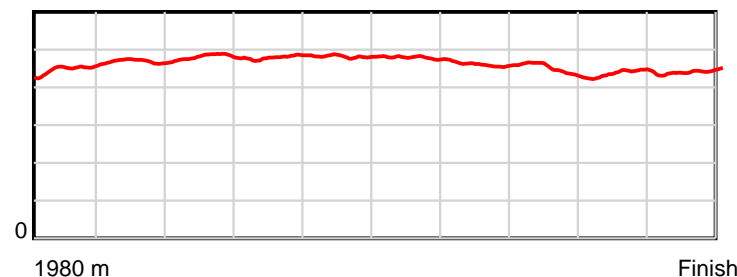
September 30, 2022, Race 6, LAZARUS THREE-YEAR-OLD STAKES MOBILE PACE, Distance 1980m, Addington - Survey 1980m

Result	TAB no.	Horse (Barrier)	1980 to	1800m to	1600m to	1400m to	1200m to	1000m to	800m to	600m to	400m to	200m to	Total or	Margin
6th	7	Sand Wave (7)	1800m	1600m	1400m	1200m	1000m	800m	600m	400m	200m	WP	Average	
		Position in running (margin)	-	7(3.9)	8(11.2)	7(10.5)	7(8.2)	6(6.1)	7(6.9)	7(6.6)	8(6.5)	8(9.2)		9.10
		Sectional time (s)	12.34	15.49	14.90	14.80	14.73	15.37	13.90	14.21	13.60	13.57		
		Cumulative time (s)	142.91	130.57	115.08	100.18	85.38	70.65	55.28	41.38	27.17	13.57	2:22.91	
		Speed (m/s)	14.58	12.91	13.42	13.51	13.58	13.01	14.39	14.07	14.71	14.74	13.85	
		Stride length (m)	6.60	6.05	6.46	6.49	6.53	6.23	6.61	6.28	6.44	6.53	6.42	
		Stride duration (s)	0.451	0.468	0.481	0.480	0.481	0.478	0.460	0.446	0.438	0.443	0.463	
		Stride efficiency (%)	68.00	57.16	65.20	65.77	66.72	60.57	68.37	61.58	64.89	66.62	64.31	
		Stride count	27.29	33.07	30.96	30.83	30.61	32.12	30.24	31.86	31.04	30.63	308.65	

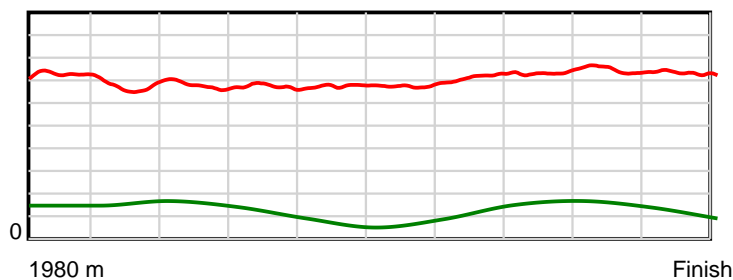
10 m Stride length



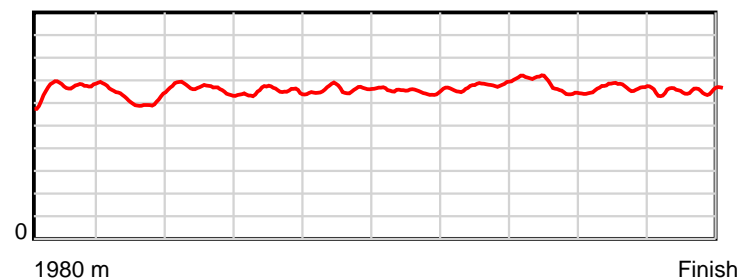
0.6 s Stride duration



20 m/sec Speed



100 % Stride efficiency



Note: Horizontal distance axis grid lines are 200m furlongs.

## Disclaimer.

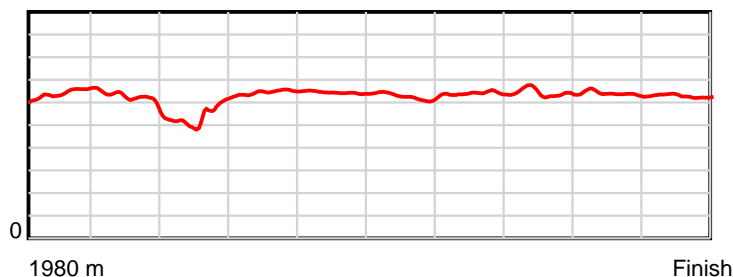
HRNZ and NZMTC and Thoroughbred Ratings Pty Ltd accepts no responsibility for the completeness or accuracy of any of the information contained herein, and makes no representations about its suitability for any particular purpose. Users should make their own judgements about those matters and/or seek independent advice. You assume all risks associated with use of the data provided on this page.

# Race Results

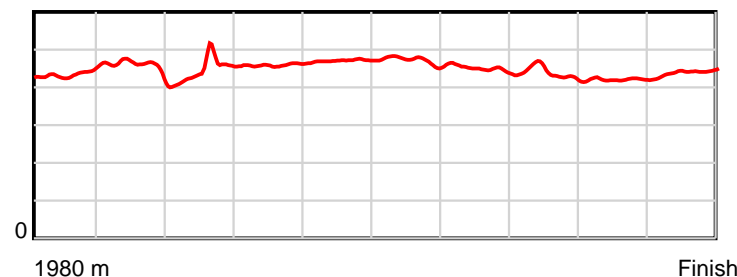
September 30, 2022, Race 6, LAZARUS THREE-YEAR-OLD STAKES MOBILE PACE, Distance 1980m, Addington - Survey 1980m

Result	TAB no.	Horse (Barrier)	1980 to	1800m to	1600m to	1400m to	1200m to	1000m to	800m to	600m to	400m to	200m to	Total or	Margin
7th	3	<b>Bollinger (3)</b>	<b>1800m</b>	<b>1600m</b>	<b>1400m</b>	<b>1200m</b>	<b>1000m</b>	<b>800m</b>	<b>600m</b>	<b>400m</b>	<b>200m</b>	<b>WP</b>	<b>Average</b>	
		Position in running (margin)	-	5(3.7)	6(8.9)	8(16.2)	8(10.2)	8(7.5)	8(7.0)	8(7.6)	7(5.1)	7(6.6)		9.30
		Sectional time (s)	12.28	15.12	16.24	14.18	14.64	15.16	14.03	13.80	13.41	14.09		
		Cumulative time (s)	142.95	130.67	115.55	99.31	85.13	70.49	55.33	41.30	27.50	14.09	2:22.95	
		Speed (m/s)	14.65	13.23	12.32	14.10	13.66	13.19	14.26	14.49	14.91	14.19	13.85	
		Stride length (m)	6.40	6.02	5.46	6.48	6.43	6.22	6.40	6.33	6.28	6.27	6.21	
		Stride duration (s)	0.435	0.455	0.444	0.459	0.471	0.471	0.449	0.437	0.421	0.442	0.449	
		Stride efficiency (%)	63.91	56.66	46.66	65.54	64.61	60.39	63.97	62.61	61.62	61.51	60.31	
		Stride count	28.15	33.22	36.60	30.88	31.10	32.17	31.26	31.60	31.85	31.88	318.71	

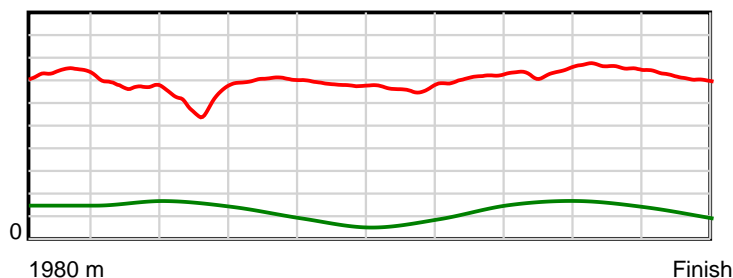
10 m Stride length



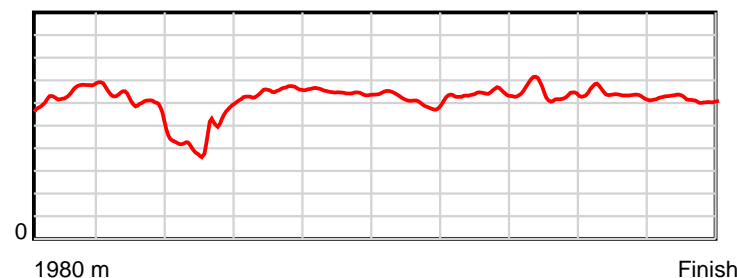
0.6 s Stride duration



20 m/sec Speed



100 % Stride efficiency



Note: Horizontal distance axis grid lines are 200m furlongs.

## Disclaimer.

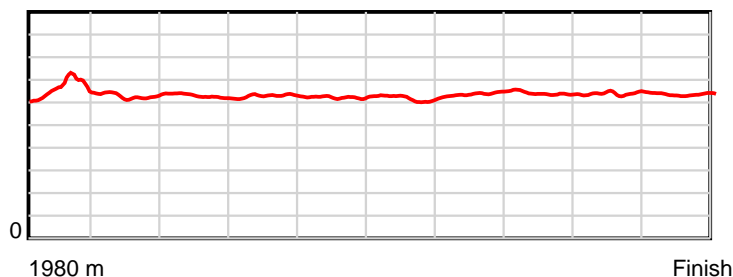
HRNZ and NZMTC and Thoroughbred Ratings Pty Ltd accepts no responsibility for the completeness or accuracy of any of the information contained herein, and makes no representations about its suitability for any particular purpose. Users should make their own judgements about those matters and/or seek independent advice. You assume all risks associated with use of the data provided on this page.

# Race Results

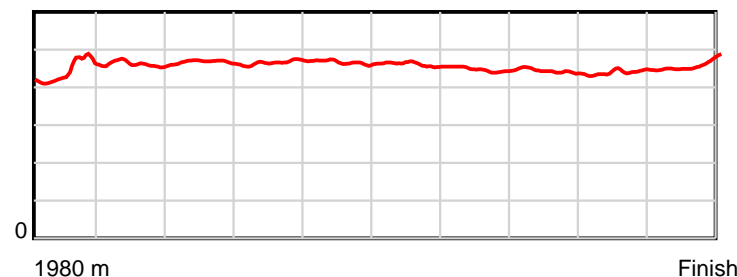
September 30, 2022, Race 6, LAZARUS THREE-YEAR-OLD STAKES MOBILE PACE, Distance 1980m, Addington - Survey 1980m

Result	TAB no.	Horse (Barrier)	1980 to	1800m to	1600m to	1400m to	1200m to	1000m to	800m to	600m to	400m to	200m to	Total or	Margin
8th	4	<b>Magic Four (4)</b>	<b>1800m</b>	<b>1600m</b>	<b>1400m</b>	<b>1200m</b>	<b>1000m</b>	<b>800m</b>	<b>600m</b>	<b>400m</b>	<b>200m</b>	<b>WP</b>	<b>Average</b>	
		Position in running (margin)	-	3(2.0)	5(6.4)	5(6.0)	4(3.4)	3(3.2)	3(3.2)	3(3.1)	4(2.6)	6(6.6)		11.80
		Sectional time (s)	11.80	15.02	14.95	14.75	15.04	15.24	13.92	14.13	13.81	14.75		
		Cumulative time (s)	143.41	131.61	116.59	101.64	86.89	71.85	56.61	42.69	28.56	14.75	2:23.41	
		Speed (m/s)	15.25	13.32	13.38	13.56	13.30	13.12	14.37	14.15	14.48	13.56	13.81	
		Stride length (m)	6.52	6.15	6.25	6.32	6.20	6.04	6.42	6.25	6.39	6.26	6.27	
		Stride duration (s)	0.436	0.462	0.467	0.466	0.466	0.460	0.447	0.442	0.441	0.461	0.454	
		Stride efficiency (%)	66.41	59.10	61.02	62.35	59.99	56.96	64.45	61.10	63.80	61.17	61.51	
		Stride count	27.61	32.52	32.00	31.66	32.28	33.13	31.14	31.98	31.30	31.97	315.59	

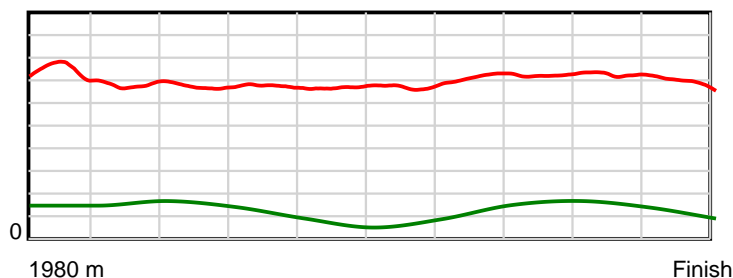
10 m Stride length



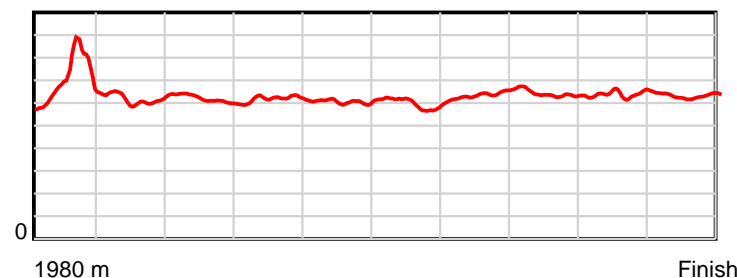
0.6 s Stride duration



20 m/sec Speed



100 % Stride efficiency



Note: Horizontal distance axis grid lines are 200m furlongs.

## Disclaimer.

HRNZ and NZMTC and Thoroughbred Ratings Pty Ltd accepts no responsibility for the completeness or accuracy of any of the information contained herein, and makes no representations about its suitability for any particular purpose. Users should make their own judgements about those matters and/or seek independent advice. You assume all risks associated with use of the data provided on this page.



# Race Results



September 30, 2022, Race 7, GARRY THOMPSON HANDICAP TROT, Distance 2600m, Addington - Survey 3200m

Result	TAB no.	Horse (Barrier)	2600 to	2400m to
1st	3	<b>Smokin Bandar (9)</b>	<b>2400m</b>	<b>2200m</b>
		Position in running (margin)	-	1(0.0)
		Sectional time (s)	16.56	16.29
		Cumulative time (s)	195.52	178.96
		Speed (m/s)	12.07	12.28
		Stride length (m)	5.87	5.95
		Stride duration (s)	0.486	0.484
		Stride efficiency (%)	53.85	55.29
		Stride count	34.07	33.62

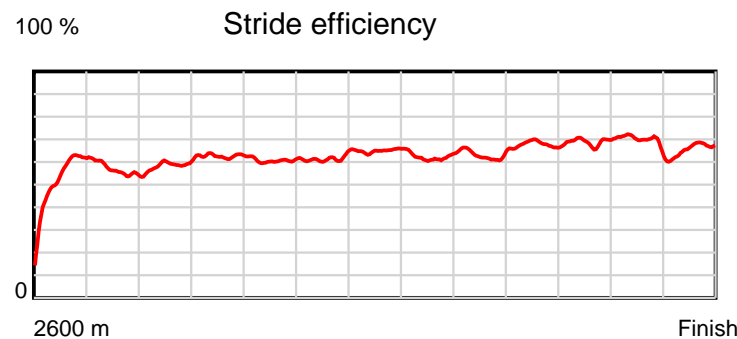
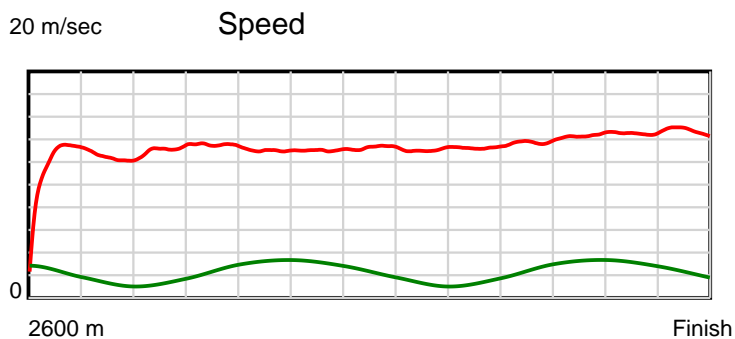
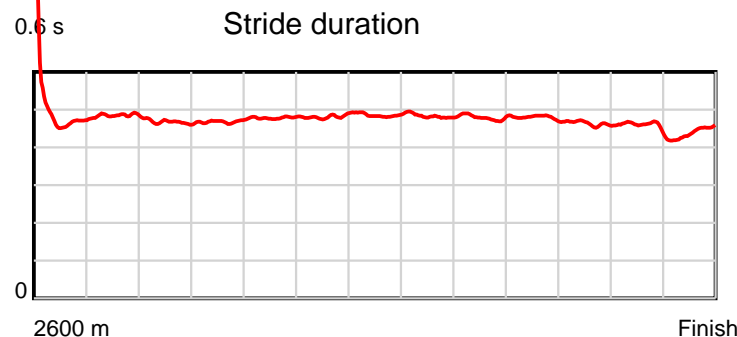
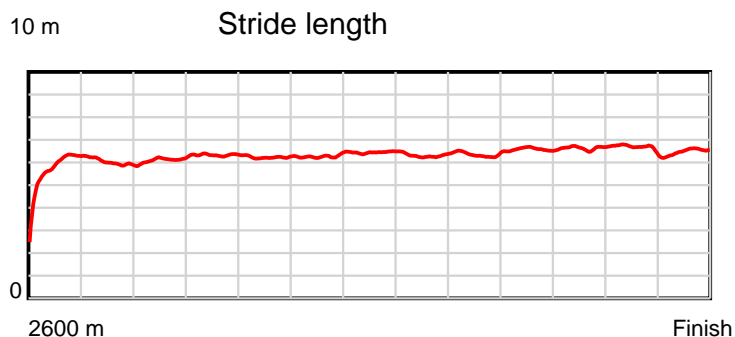
#### Disclaimer.

HRNZ and NZMTC and Thoroughbred Ratings Pty Ltd accepts no responsibility for the completeness or accuracy of any of the information contained herein, and makes no representations about its suitability for any particular purpose. Users should make their own judgements about those matters and/or seek independent advice. You assume all risks associated with use of the data provided on this page.

# Race Results

September 30, 2022, Race 7, GARRY THOMPSON HANDICAP TROT, Distance 2600m, Addington - Survey 3200m

Result	TAB no.	Horse (Barrier)	2200m to	2000m to	1800m to	1600m to	1400m to	1200m to	1000m to	800m to	600m to	400m to	200m to	Total or	Margin
1st	3	<b>Smokin Bandar (9)</b>	<b>2000m</b>	<b>1800m</b>	<b>1600m</b>	<b>1400m</b>	<b>1200m</b>	<b>1000m</b>	<b>800m</b>	<b>600m</b>	<b>400m</b>	<b>200m</b>	<b>WP</b>	<b>Average</b>	
		Position in running (margin)	2(1.2)	2(2.9)	2(2.3)	2(2.2)	2(1.9)	2(1.9)	2(2.2)	2(2.3)	2(2.1)	2(1.8)	2(1.3)		0.00
		Sectional time (s)	15.43	14.88	15.46	15.35	15.09	15.47	15.24	14.56	14.02	13.76	13.41		
		Cumulative time (s)	162.67	147.24	132.36	116.90	101.55	86.46	70.99	55.75	41.19	27.17	13.41	3:15.52	
		Speed (m/s)	12.96	13.44	12.94	13.03	13.25	12.93	13.12	13.74	14.27	14.53	14.91	13.30	
		Stride length (m)	6.06	6.29	6.19	6.27	6.43	6.24	6.30	6.57	6.60	6.65	6.58	6.30	
		Stride duration (s)	0.467	0.468	0.479	0.481	0.486	0.482	0.480	0.479	0.463	0.457	0.441	0.474	
		Stride efficiency (%)	57.31	61.86	59.88	61.41	64.67	60.82	61.93	67.47	68.10	69.07	67.57	61.97	
		Stride count	33.02	31.79	32.31	31.90	31.09	32.06	31.77	30.44	30.30	30.08	30.41	412.86	



Note: Horizontal distance axis grid lines are 200m furlongs.

#### Disclaimer.

HRNZ and NZMTC and Thoroughbred Ratings Pty Ltd accepts no responsibility for the completeness or accuracy of any of the information contained herein, and makes no representations about its suitability for any particular purpose. Users should make their own judgements about those matters and/or seek independent advice. You assume all risks associated with use of the data provided on this page.



# Race Results



September 30, 2022, Race 7, GARRY THOMPSON HANDICAP TROT, Distance 2600m, Addington - Survey 3200m

Result	TAB no.	Horse (Barrier)	2600 to	2400m to
2nd	1	Matua Tana (2)	2400m	2200m
		Position in running (margin)	-	2(3.7)
		Sectional time (s)	16.86	15.45
		Cumulative time (s)	195.95	179.09
		Speed (m/s)	11.86	12.94
		Stride length (m)	5.75	6.42
		Stride duration (s)	0.481	0.496
		Stride efficiency (%)	51.68	64.31
		Stride count	34.78	31.18

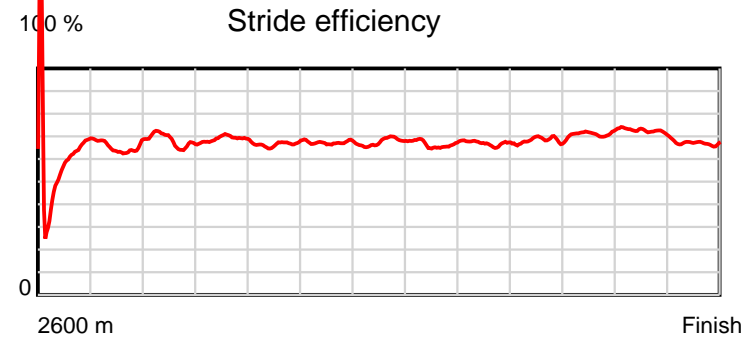
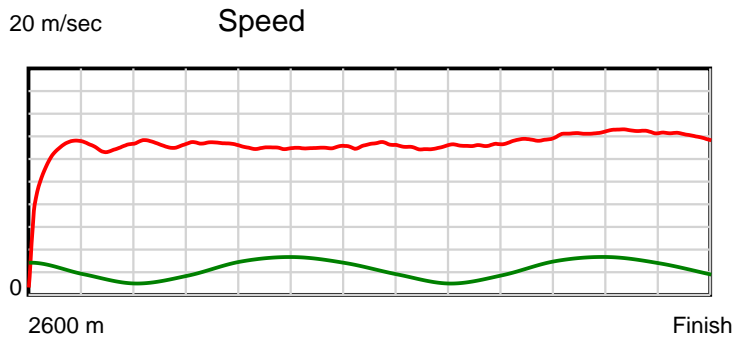
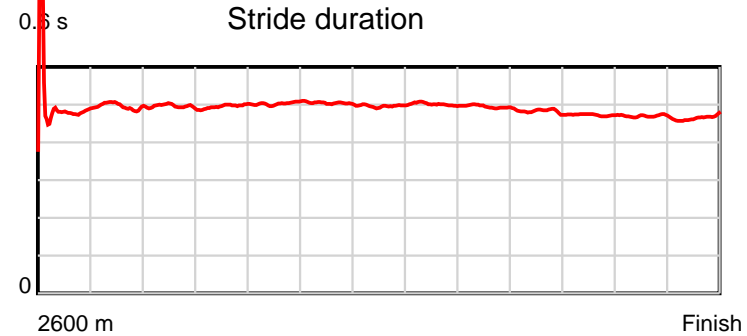
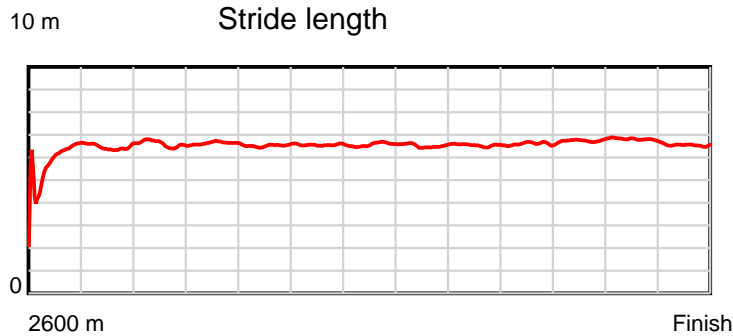
## Disclaimer.

HRNZ and NZMTC and Thoroughbred Ratings Pty Ltd accepts no responsibility for the completeness or accuracy of any of the information contained herein, and makes no representations about its suitability for any particular purpose. Users should make their own judgements about those matters and/or seek independent advice. You assume all risks associated with use of the data provided on this page.

# Race Results

September 30, 2022, Race 7, GARRY THOMPSON HANDICAP TROT, Distance 2600m, Addington - Survey 3200m

Result	TAB no.	Horse (Barrier)	2200m to	2000m to	1800m to	1600m to	1400m to	1200m to	1000m to	800m to	600m to	400m to	200m to	Total or	Margin
2nd	1	Matua Tana (2)	2000m	1800m	1600m	1400m	1200m	1000m	800m	600m	400m	200m	WP	Average	
		Position in running (margin)	1(0.0)	1(0.0)	1(0.0)	1(0.0)	1(0.0)	1(0.0)	1(0.0)	1(0.0)	1(0.0)	1(0.0)	1(0.0)		2.40
		Sectional time (s)	15.15	14.99	15.47	15.40	15.09	15.43	15.22	14.60	14.07	13.84	14.38		
		Cumulative time (s)	163.64	148.49	133.50	118.03	102.63	87.54	72.11	56.89	42.29	28.22	14.38	3:15.95	
		Speed (m/s)	13.20	13.34	12.93	12.99	13.25	12.96	13.14	13.70	14.21	14.45	13.91	13.27	
		Stride length (m)	6.52	6.60	6.50	6.52	6.58	6.47	6.48	6.58	6.70	6.76	6.46	6.48	
		Stride duration (s)	0.494	0.495	0.502	0.502	0.496	0.499	0.493	0.480	0.472	0.468	0.465	0.488	
		Stride efficiency (%)	66.51	68.09	65.97	66.42	67.66	65.48	65.64	67.72	70.21	71.47	65.29	65.61	
		Stride count	30.66	30.30	30.78	30.68	30.39	30.90	30.86	30.38	29.84	29.57	30.94	401.26	



Note: Horizontal distance axis grid lines are 200m furlongs.

#### Disclaimer.

HRNZ and NZMTC and Thoroughbred Ratings Pty Ltd accepts no responsibility for the completeness or accuracy of any of the information contained herein, and makes no representations about its suitability for any particular purpose. Users should make their own judgements about those matters and/or seek independent advice. You assume all risks associated with use of the data provided on this page.



# Race Results



September 30, 2022, Race 7, GARRY THOMPSON HANDICAP TROT, Distance 2600m, Addington - Survey 3200m

Result	TAB no.	Horse (Barrier)	2600 to	2400m to
3rd	7	Midnight Dash (7)	2400m	2200m
		Position in running (margin)	-	6(13.6)
		Sectional time (s)	18.65	15.58
		Cumulative time (s)	196.46	177.81
		Speed (m/s)	10.72	12.84
		Stride length (m)	6.06	6.23
		Stride duration (s)	0.475	0.486
		Stride efficiency (%)	57.48	60.73
		Stride count	32.98	32.08

#### Disclaimer.

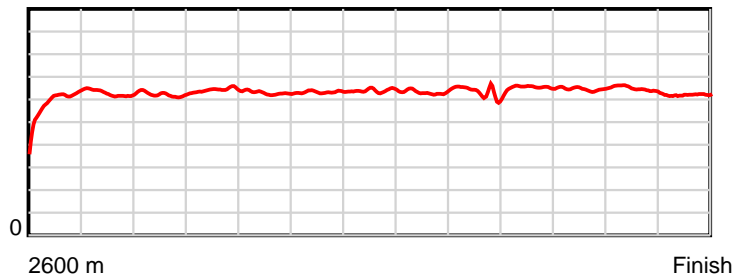
HRNZ and NZMTC and Thoroughbred Ratings Pty Ltd accepts no responsibility for the completeness or accuracy of any of the information contained herein, and makes no representations about its suitability for any particular purpose. Users should make their own judgements about those matters and/or seek independent advice. You assume all risks associated with use of the data provided on this page.

# Race Results

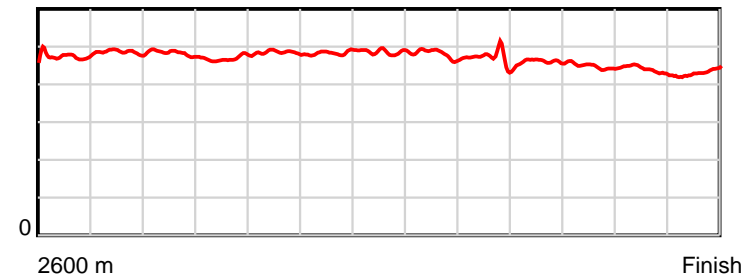
September 30, 2022, Race 7, GARRY THOMPSON HANDICAP TROT, Distance 2600m, Addington - Survey 3200m

Result	TAB no.	Horse (Barrier)	2200m to	2000m to	1800m to	1600m to	1400m to	1200m to	1000m to	800m to	600m to	400m to	200m to	Total or	Margin
3rd	7	Midnight Dash (7)	2000m	1800m	1600m	1400m	1200m	1000m	800m	600m	400m	200m	WP	Average	
		Position in running (margin)	6(10.6)	6(13.4)	6(11.1)	6(11.5)	6(10.8)	6(11.5)	6(10.0)	6(8.4)	5(5.6)	5(5.9)	4(4.6)		5.20
		Sectional time (s)	15.62	14.61	15.53	15.29	15.21	15.18	14.95	14.12	14.12	13.64	13.96		
		Cumulative time (s)	162.23	146.61	132.00	116.47	101.18	85.97	70.79	55.84	41.72	27.60	13.96	3:16.46	
		Speed (m/s)	12.80	13.69	12.88	13.08	13.15	13.18	13.38	14.16	14.16	14.66	14.33	13.23	
		Stride length (m)	6.19	6.41	6.24	6.32	6.39	6.32	6.27	6.53	6.33	6.43	6.20	6.30	
		Stride duration (s)	0.483	0.468	0.485	0.483	0.486	0.480	0.468	0.461	0.447	0.438	0.432	0.476	
		Stride efficiency (%)	59.87	64.25	60.91	62.49	63.87	62.51	61.34	66.54	62.70	64.62	59.98	62.04	
		Stride count	32.31	31.19	32.04	31.63	31.28	31.62	31.92	30.65	31.57	31.10	32.28	412.65	

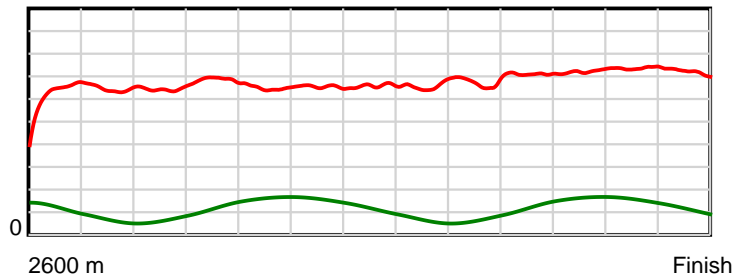
10 m Stride length



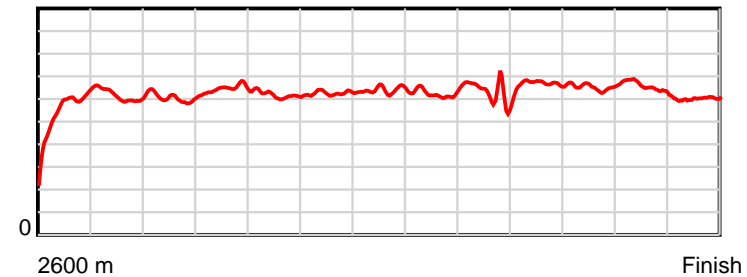
0.6 s Stride duration



20 m/sec Speed



100 % Stride efficiency



Note: Horizontal distance axis grid lines are 200m furlongs.

**Disclaimer.**

HRNZ and NZMTC and Thoroughbred Ratings Pty Ltd accepts no responsibility for the completeness or accuracy of any of the information contained herein, and makes no representations about its suitability for any particular purpose. Users should make their own judgements about those matters and/or seek independent advice. You assume all risks associated with use of the data provided on this page.



# Race Results



September 30, 2022, Race 7, GARRY THOMPSON HANDICAP TROT, Distance 2600m, Addington - Survey 3200m

Result	TAB no.	Horse (Barrier)	2600 to 2400m	2400m to 2200m
4th	5	<b>Enghien (8)</b>		
		Position in running (margin)	-	5(11.8)
		Sectional time (s)	18.52	15.59
		Cumulative time (s)	196.52	178.00
		Speed (m/s)	10.80	12.83
		Stride length (m)	5.67	6.07
		Stride duration (s)	0.460	0.473
		Stride efficiency (%)	50.30	57.62
		Stride count	35.25	32.94

#### Disclaimer.

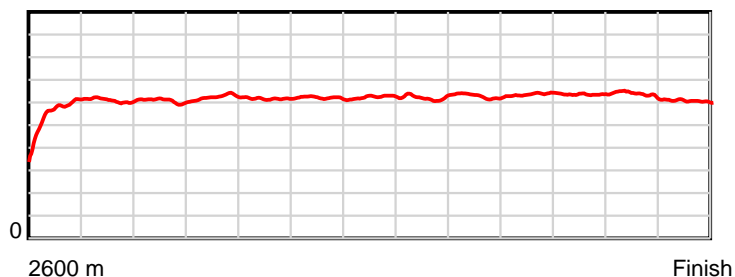
HRNZ and NZMTC and Thoroughbred Ratings Pty Ltd accepts no responsibility for the completeness or accuracy of any of the information contained herein, and makes no representations about its suitability for any particular purpose. Users should make their own judgements about those matters and/or seek independent advice. You assume all risks associated with use of the data provided on this page.

# Race Results

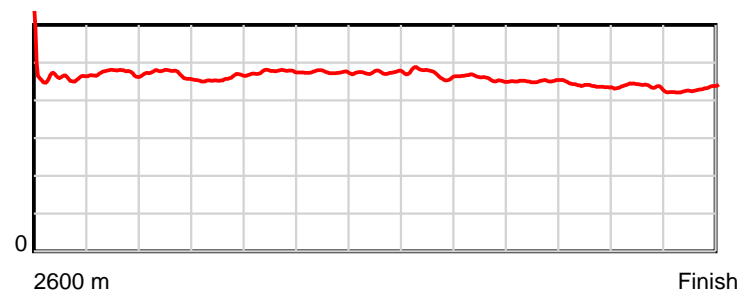
September 30, 2022, Race 7, GARRY THOMPSON HANDICAP TROT, Distance 2600m, Addington - Survey 3200m

Result	TAB no.	Horse (Barrier)	2200m to	2000m to	1800m to	1600m to	1400m to	1200m to	1000m to	800m to	600m to	400m to	200m to	Total or	Margin
4th	5	<b>Enghien (8)</b>	<b>2000m</b>	<b>1800m</b>	<b>1600m</b>	<b>1400m</b>	<b>1200m</b>	<b>1000m</b>	<b>800m</b>	<b>600m</b>	<b>400m</b>	<b>200m</b>	<b>WP</b>	<b>Average</b>	
		Position in running (margin)	5(8.8)	5(11.5)	5(9.3)	5(9.8)	5(9.0)	5(9.3)	5(8.2)	4(6.0)	3(3.6)	3(3.5)	3(3.2)		5.60
		Sectional time (s)	15.60	14.62	15.55	15.27	15.15	15.23	14.86	14.18	14.06	13.79	14.10		
		Cumulative time (s)	162.41	146.81	132.19	116.64	101.37	86.22	70.99	56.13	41.95	27.89	14.10	3:16.52	
		Speed (m/s)	12.82	13.68	12.86	13.10	13.20	13.13	13.46	14.10	14.22	14.50	14.18	13.23	
		Stride length (m)	6.04	6.26	6.13	6.21	6.26	6.18	6.17	6.36	6.23	6.32	6.10	6.15	
		Stride duration (s)	0.471	0.458	0.476	0.474	0.474	0.471	0.458	0.451	0.438	0.436	0.430	0.465	
		Stride efficiency (%)	56.97	61.26	58.67	60.25	61.15	59.64	59.42	63.21	60.59	62.44	58.18	59.08	
		Stride count	33.12	31.94	32.64	32.21	31.97	32.37	32.43	31.45	32.12	31.64	32.78	422.86	

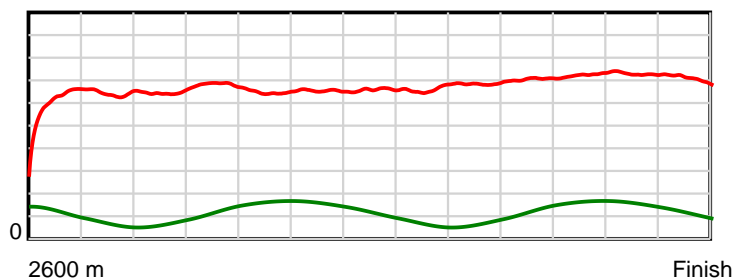
10 m Stride length



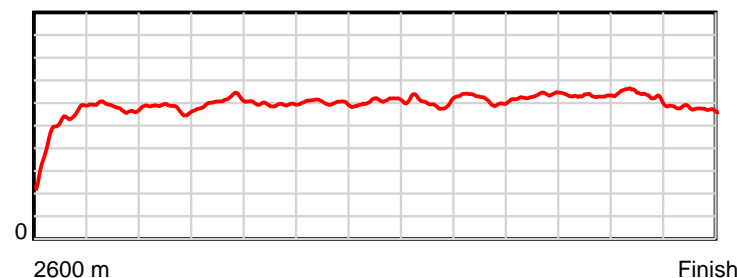
0.6 s Stride duration



20 m/sec Speed



100 % Stride efficiency



Note: Horizontal distance axis grid lines are 200m furlongs.

## Disclaimer.

HRNZ and NZMTC and Thoroughbred Ratings Pty Ltd accepts no responsibility for the completeness or accuracy of any of the information contained herein, and makes no representations about its suitability for any particular purpose. Users should make their own judgements about those matters and/or seek independent advice. You assume all risks associated with use of the data provided on this page.



# Race Results



September 30, 2022, Race 7, GARRY THOMPSON HANDICAP TROT, Distance 2600m, Addington - Survey 3200m

Result	TAB no.	Horse (Barrier)	2600 to	2400m to
5th	4	<b>The Dominator (3)</b>	<b>2400m</b>	<b>2200m</b>
		Position in running (margin)	-	4(9.2)
		Sectional time (s)	17.83	15.53
		Cumulative time (s)	197.12	179.29
		Speed (m/s)	11.21	12.88
		Stride length (m)	5.99	6.31
		Stride duration (s)	0.482	0.490
		Stride efficiency (%)	56.12	62.20
		Stride count	33.37	31.70

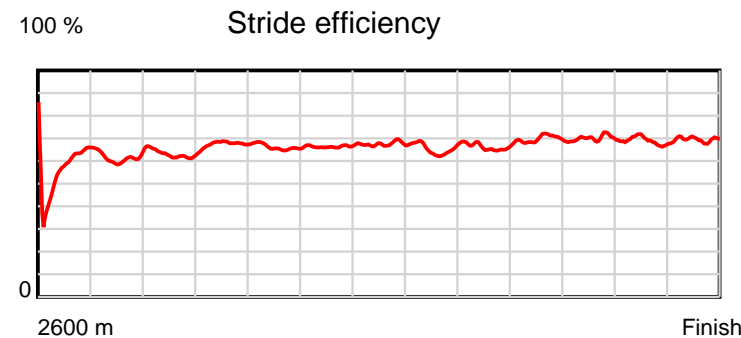
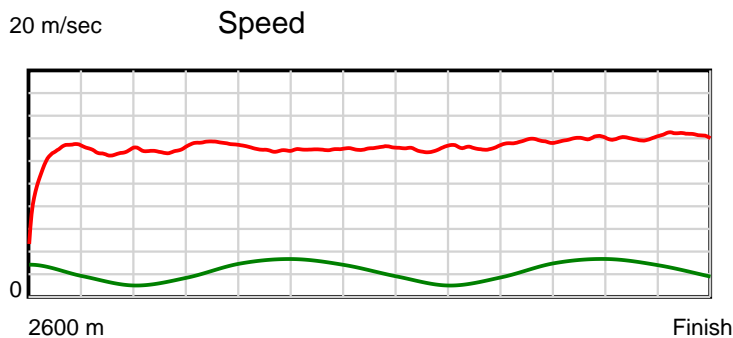
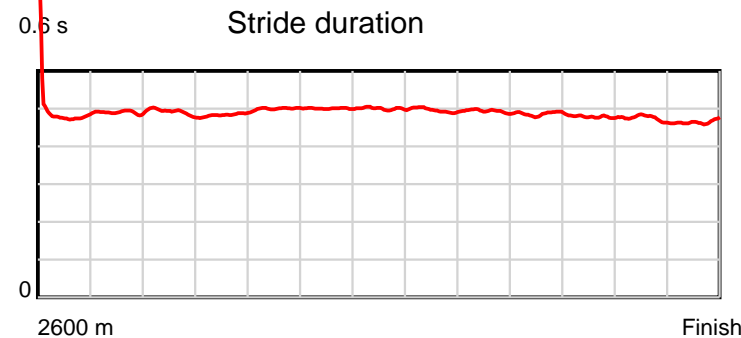
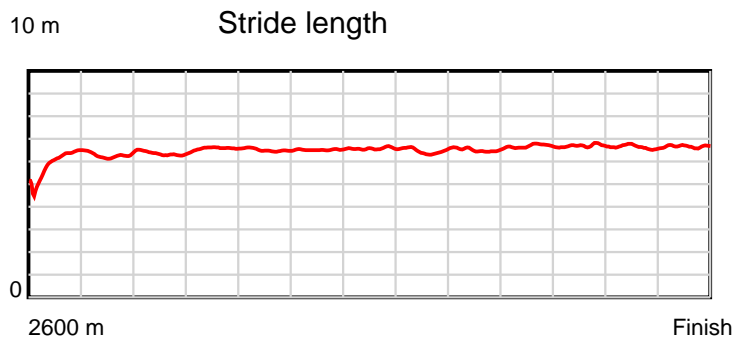
#### Disclaimer.

HRNZ and NZMTC and Thoroughbred Ratings Pty Ltd accepts no responsibility for the completeness or accuracy of any of the information contained herein, and makes no representations about its suitability for any particular purpose. Users should make their own judgements about those matters and/or seek independent advice. You assume all risks associated with use of the data provided on this page.

# Race Results

September 30, 2022, Race 7, GARRY THOMPSON HANDICAP TROT, Distance 2600m, Addington - Survey 3200m

Result	TAB no.	Horse (Barrier)	2200m to	2000m to	1800m to	1600m to	1400m to	1200m to	1000m to	800m to	600m to	400m to	200m to	Total or	Margin
5th	4	<b>The Dominator (3)</b>	<b>2000m</b>	<b>1800m</b>	<b>1600m</b>	<b>1400m</b>	<b>1200m</b>	<b>1000m</b>	<b>800m</b>	<b>600m</b>	<b>400m</b>	<b>200m</b>	<b>WP</b>	<b>Average</b>	
		Position in running (margin)	4(5.9)	4(8.7)	4(6.8)	4(8.2)	4(6.7)	4(7.2)	4(6.9)	5(6.7)	6(6.4)	6(7.8)	6(8.9)		8.90
		Sectional time (s)	15.62	14.68	15.69	15.15	15.17	15.39	15.18	14.54	14.32	14.02	14.00		
		Cumulative time (s)	163.76	148.14	133.46	117.77	102.62	87.45	72.06	56.88	42.34	28.02	14.00	3:17.12	
		Speed (m/s)	12.80	13.62	12.75	13.20	13.18	13.00	13.18	13.76	13.97	14.27	14.29	13.19	
		Stride length (m)	6.29	6.59	6.38	6.60	6.59	6.44	6.50	6.69	6.68	6.76	6.65	6.49	
		Stride duration (s)	0.491	0.484	0.500	0.500	0.500	0.496	0.493	0.486	0.478	0.474	0.466	0.492	
		Stride efficiency (%)	61.84	67.94	63.52	68.13	67.92	64.89	65.96	69.94	69.70	71.41	69.16	65.85	
		Stride count	31.79	30.33	31.37	30.29	30.34	31.04	30.78	29.90	29.95	29.59	30.06	400.51	



Note: Horizontal distance axis grid lines are 200m furlongs.

#### Disclaimer.

HRNZ and NZMTC and Thoroughbred Ratings Pty Ltd accepts no responsibility for the completeness or accuracy of any of the information contained herein, and makes no representations about its suitability for any particular purpose. Users should make their own judgements about those matters and/or seek independent advice. You assume all risks associated with use of the data provided on this page.



# Race Results



September 30, 2022, Race 7, GARRY THOMPSON HANDICAP TROT, Distance 2600m, Addington - Survey 3200m

Result	TAB no.	Horse (Barrier)	2600 to	2400m to
6th	2	Andy Hall (6)	2400m	2200m
		Position in running (margin)	-	3(6.3)
		Sectional time (s)	17.40	15.61
		Cumulative time (s)	197.22	179.82
		Speed (m/s)	11.49	12.81
		Stride length (m)	5.57	6.23
		Stride duration (s)	0.491	0.486
		Stride efficiency (%)	48.47	60.61
		Stride count	35.91	32.11

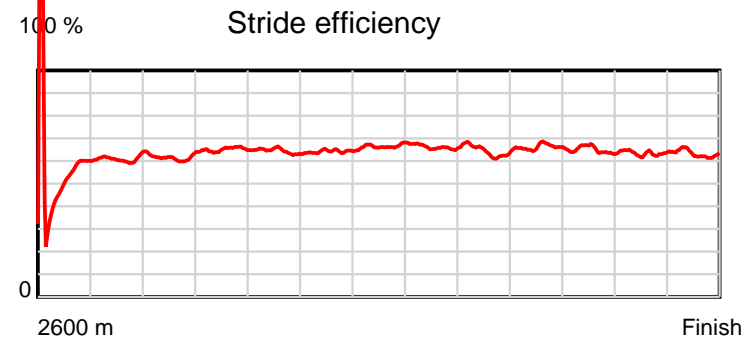
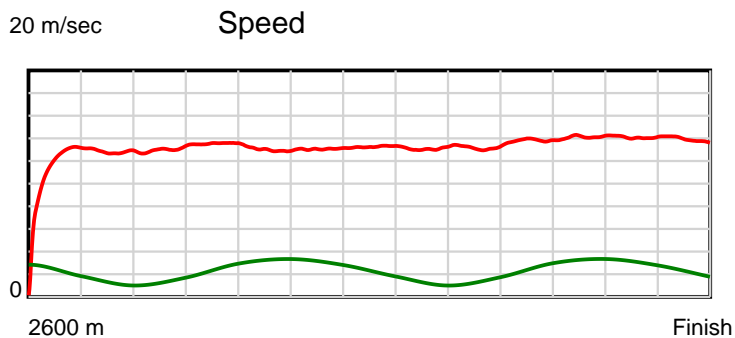
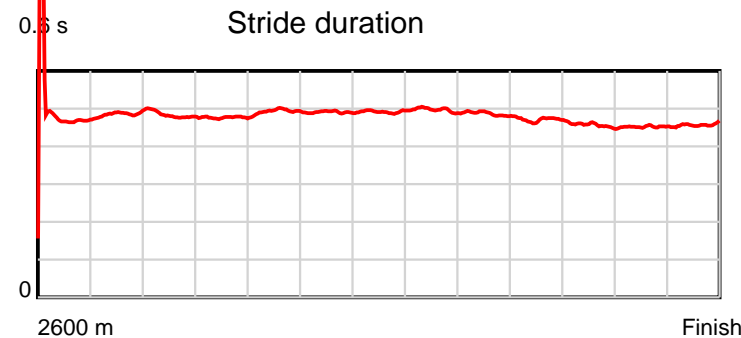
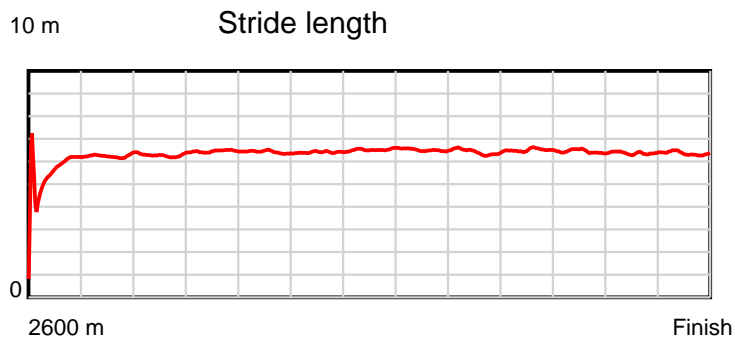
#### Disclaimer.

HRNZ and NZMTC and Thoroughbred Ratings Pty Ltd accepts no responsibility for the completeness or accuracy of any of the information contained herein, and makes no representations about its suitability for any particular purpose. Users should make their own judgements about those matters and/or seek independent advice. You assume all risks associated with use of the data provided on this page.

# Race Results

September 30, 2022, Race 7, GARRY THOMPSON HANDICAP TROT, Distance 2600m, Addington - Survey 3200m

Result	TAB no.	Horse (Barrier)	2200m to	2000m to	1800m to	1600m to	1400m to	1200m to	1000m to	800m to	600m to	400m to	200m to	Total or	Margin
6th	2	Andy Hall (6)	2000m	1800m	1600m	1400m	1200m	1000m	800m	600m	400m	200m	WP	Average	
		Position in running (margin)	3(3.5)	3(5.8)	3(4.8)	3(4.8)	3(4.1)	3(4.2)	3(4.1)	3(4.8)	4(4.3)	4(4.9)	5(6.2)		9.50
		Sectional time (s)	15.53	14.82	15.47	15.28	15.12	15.41	15.33	14.52	14.16	14.07	14.50		
		Cumulative time (s)	164.21	148.68	133.86	118.39	103.11	87.99	72.58	57.25	42.73	28.57	14.50	3:17.22	
		Speed (m/s)	12.88	13.50	12.93	13.09	13.23	12.98	13.05	13.77	14.12	14.21	13.79	13.18	
		Stride length (m)	6.21	6.43	6.38	6.42	6.50	6.44	6.35	6.48	6.44	6.42	6.31	6.31	
		Stride duration (s)	0.482	0.476	0.493	0.490	0.492	0.496	0.487	0.470	0.456	0.452	0.458	0.479	
		Stride efficiency (%)	60.25	64.58	63.53	64.42	66.09	64.80	62.96	65.55	64.74	64.38	62.30	62.24	
		Stride count	32.21	31.11	31.37	31.15	30.75	31.06	31.51	30.88	31.07	31.16	31.67	411.96	



Note: Horizontal distance axis grid lines are 200m furlongs.

#### Disclaimer.

HRNZ and NZMTC and Thoroughbred Ratings Pty Ltd accepts no responsibility for the completeness or accuracy of any of the information contained herein, and makes no representations about its suitability for any particular purpose. Users should make their own judgements about those matters and/or seek independent advice. You assume all risks associated with use of the data provided on this page.



# Race Results



September 30, 2022, Race 7, GARRY THOMPSON HANDICAP TROT, Distance 2600m, Addington - Survey 3200m

Result	TAB no.	Horse (Barrier)	2600 to	2400m to
7th	6	<b>Habibi Inta (4)</b>	<b>2400m</b>	<b>2200m</b>
		Position in running (margin)	-	7(15.9)
		Sectional time (s)	19.06	15.65
		Cumulative time (s)	198.88	179.82
		Speed (m/s)	10.49	12.78
		Stride length (m)	5.88	6.26
		Stride duration (s)	0.470	0.490
		Stride efficiency (%)	54.11	61.20
		Stride count	33.99	31.96

#### Disclaimer.

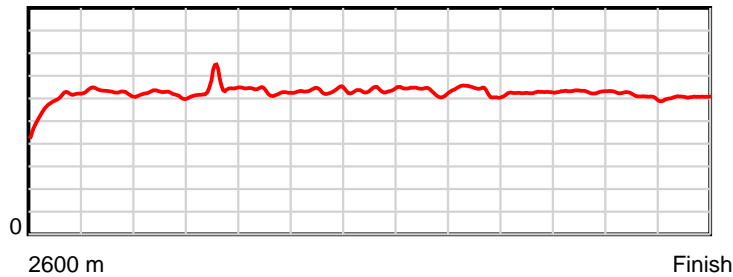
HRNZ and NZMTC and Thoroughbred Ratings Pty Ltd accepts no responsibility for the completeness or accuracy of any of the information contained herein, and makes no representations about its suitability for any particular purpose. Users should make their own judgements about those matters and/or seek independent advice. You assume all risks associated with use of the data provided on this page.

# Race Results

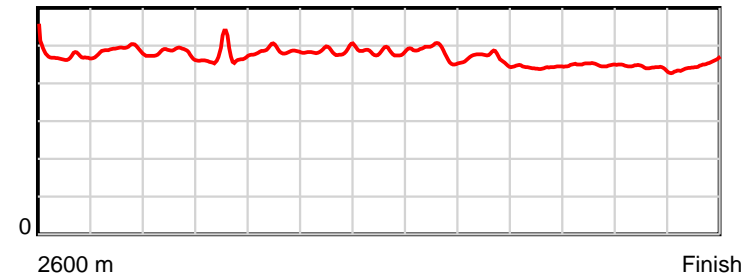
September 30, 2022, Race 7, GARRY THOMPSON HANDICAP TROT, Distance 2600m, Addington - Survey 3200m

Result	TAB no.	Horse (Barrier)	2200m to	2000m to	1800m to	1600m to	1400m to	1200m to	1000m to	800m to	600m to	400m to	200m to	Total or	Margin
7th	6	Habibi Inta (4)	2000m	1800m	1600m	1400m	1200m	1000m	800m	600m	400m	200m	WP	Average	
		Position in running (margin)	7(13.3)	7(15.8)	7(13.1)	7(13.5)	7(12.8)	7(13.4)	8(12.5)	7(11.1)	7(8.3)	7(10.1)	7(13.5)		18.60
		Sectional time (s)	15.57	14.53	15.54	15.28	15.18	15.28	14.98	14.13	14.38	14.40	14.90		
		Cumulative time (s)	164.17	148.60	134.07	118.53	103.25	88.07	72.79	57.81	43.68	29.30	14.90	3:18.88	
		Speed (m/s)	12.85	13.76	12.87	13.09	13.18	13.09	13.35	14.15	13.91	13.89	13.42	13.07	
		Stride length (m)	6.18	6.47	6.26	6.37	6.37	6.30	6.22	6.27	6.26	6.13	6.04	6.23	
		Stride duration (s)	0.481	0.470	0.486	0.487	0.484	0.481	0.466	0.443	0.450	0.442	0.450	0.476	
		Stride efficiency (%)	59.62	65.32	61.24	63.43	63.45	61.93	60.54	61.42	61.18	58.73	56.99	60.61	
		Stride count	32.38	30.93	31.95	31.39	31.39	31.77	32.13	31.90	31.96	32.62	33.12	417.49	

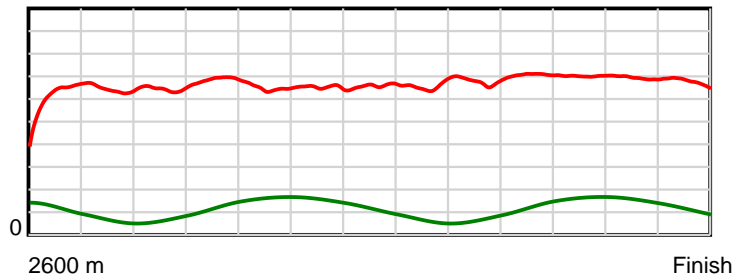
10 m Stride length



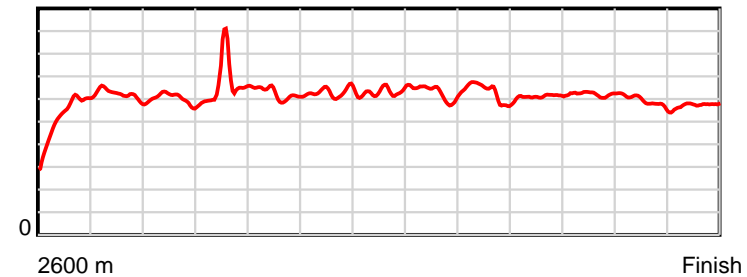
0.6 s Stride duration



20 m/sec Speed



100 % Stride efficiency



Note: Horizontal distance axis grid lines are 200m furlongs.

## Disclaimer.

HRNZ and NZMTC and Thoroughbred Ratings Pty Ltd accepts no responsibility for the completeness or accuracy of any of the information contained herein, and makes no representations about its suitability for any particular purpose. Users should make their own judgements about those matters and/or seek independent advice. You assume all risks associated with use of the data provided on this page.



# Race Results



September 30, 2022, Race 7, GARRY THOMPSON HANDICAP TROT, Distance 2600m, Addington - Survey 3200m

Result	TAB no.	Horse (Barrier)	2600 to	2400m to
8th	9	<b>Sundees Son (5)</b>	<b>2400m</b>	<b>2200m</b>
		Position in running (margin)	-	8(18.5)
		Sectional time (s)	19.60	15.64
		Cumulative time (s)	201.12	181.52
		Speed (m/s)	10.20	12.79
		Stride length (m)	5.62	5.69
		Stride duration (s)	0.435	0.445
		Stride efficiency (%)	49.33	50.54
		Stride count	35.60	35.17

#### Disclaimer.

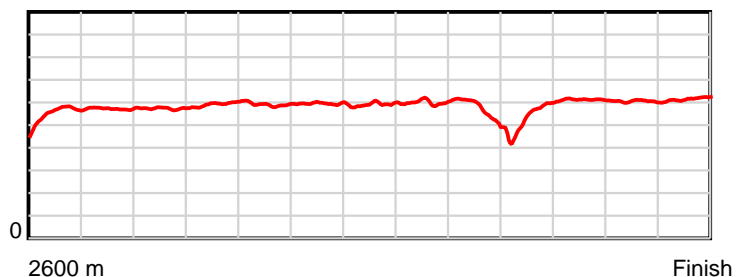
HRNZ and NZMTC and Thoroughbred Ratings Pty Ltd accepts no responsibility for the completeness or accuracy of any of the information contained herein, and makes no representations about its suitability for any particular purpose. Users should make their own judgements about those matters and/or seek independent advice. You assume all risks associated with use of the data provided on this page.

# Race Results

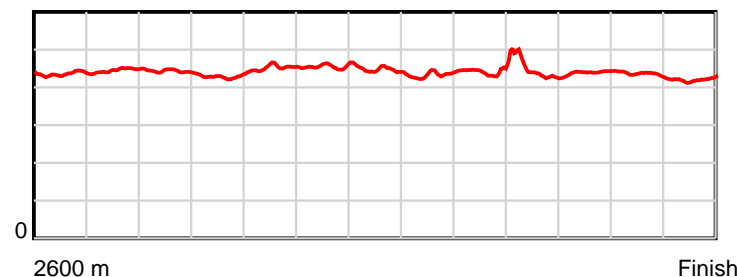
September 30, 2022, Race 7, GARRY THOMPSON HANDICAP TROT, Distance 2600m, Addington - Survey 3200m

Result	TAB no.	Horse (Barrier)	2200m to	2000m to	1800m to	1600m to	1400m to	1200m to	1000m to	800m to	600m to	400m to	200m to	Total or	Margin
8th	9	Sundees Son (5)	2000m	1800m	1600m	1400m	1200m	1000m	800m	600m	400m	200m	WP	Average	
		Position in running (margin)	8(15.9)	8(18.9)	8(16.1)	8(16.1)	8(15.2)	8(15.0)	7(10.6)	8(16.8)	8(29.7)	8(32.1)	8(34.2)		31.10
		Sectional time (s)	15.65	14.53	15.46	15.26	15.05	14.69	16.25	16.75	14.47	14.20	13.57		
		Cumulative time (s)	165.88	150.23	135.70	120.24	104.98	89.93	75.24	58.99	42.24	27.77	13.57	3:21.12	
		Speed (m/s)	12.78	13.76	12.94	13.11	13.29	13.61	12.31	11.94	13.82	14.08	14.74	12.93	
		Stride length (m)	5.66	5.90	5.85	5.97	5.94	5.90	5.38	5.29	6.09	6.12	6.21	5.80	
		Stride duration (s)	0.443	0.429	0.452	0.455	0.447	0.433	0.437	0.443	0.440	0.434	0.421	0.449	
		Stride efficiency (%)	50.12	54.46	53.46	55.67	55.13	54.39	45.16	43.77	57.88	58.55	60.29	52.64	
		Stride count	35.31	33.88	34.19	33.51	33.67	33.90	37.20	37.79	32.86	32.67	32.20	447.95	

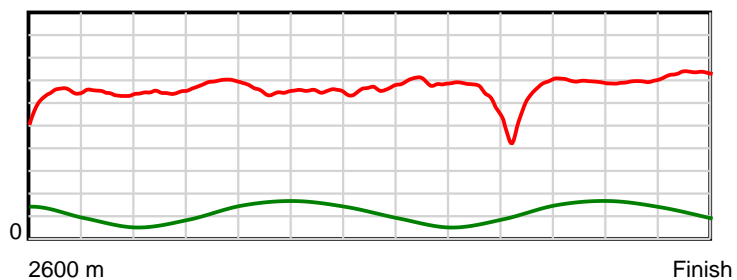
10 m Stride length



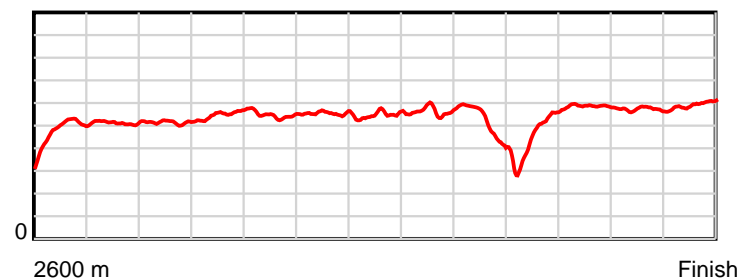
0.6 s Stride duration



20 m/sec Speed



100 % Stride efficiency



Note: Horizontal distance axis grid lines are 200m furlongs.

## Disclaimer.

HRNZ and NZMTC and Thoroughbred Ratings Pty Ltd accepts no responsibility for the completeness or accuracy of any of the information contained herein, and makes no representations about its suitability for any particular purpose. Users should make their own judgements about those matters and/or seek independent advice. You assume all risks associated with use of the data provided on this page.



# Race Results



September 30, 2022, Race 7, GARRY THOMPSON HANDICAP TROT, Distance 2600m, Addington - Survey 3200m

Result	TAB no.	Horse (Barrier)	2600 to	2400m to
9th	8	Muscle Mountai... (1)	2400m	2200m
		Position in running (margin)	-	9(66.0)
		Sectional time (s)	27.33	15.14
		Cumulative time (s)	207.26	179.93
		Speed (m/s)	7.32	13.21
		Stride length (m)	4.37	6.60
		Stride duration (s)	0.500	0.499
		Stride efficiency (%)	29.82	67.97
		Stride count	45.79	30.32

## Disclaimer.

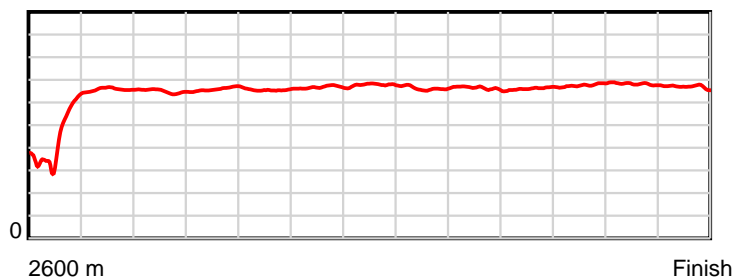
HRNZ and NZMTC and Thoroughbred Ratings Pty Ltd accepts no responsibility for the completeness or accuracy of any of the information contained herein, and makes no representations about its suitability for any particular purpose. Users should make their own judgements about those matters and/or seek independent advice. You assume all risks associated with use of the data provided on this page.

# Race Results

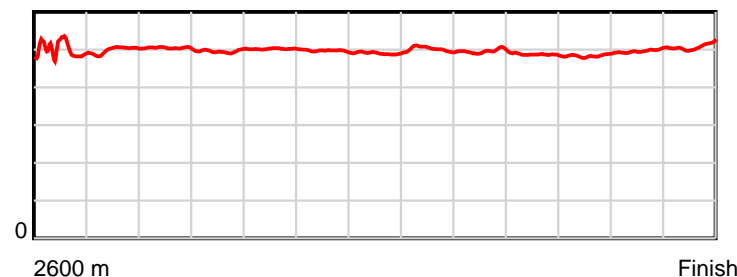
September 30, 2022, Race 7, GARRY THOMPSON HANDICAP TROT, Distance 2600m, Addington - Survey 3200m

Result	TAB no.	Horse (Barrier)	2200m to	2000m to	1800m to	1600m to	1400m to	1200m to	1000m to	800m to	600m to	400m to	200m to	Total or	Margin
9th	8	Muscle Mountai... (1)	2000m	1800m	1600m	1400m	1200m	1000m	800m	600m	400m	200m	WP	Average	
		Position in running (margin)	9(60.3)	9(63.0)	9(63.3)	9(63.1)	9(59.0)	9(55.0)	9(53.6)	9(52.8)	9(53.7)	9(56.1)	9(60.7)		65.20
		Sectional time (s)	15.60	15.04	15.44	14.70	14.43	15.19	15.08	14.74	14.47	14.61	15.49		
		Cumulative time (s)	164.79	149.19	134.15	118.71	104.01	89.58	74.39	59.31	44.57	30.10	15.49	3:27.26	
		Speed (m/s)	12.82	13.30	12.95	13.61	13.86	13.17	13.26	13.57	13.82	13.69	12.91	12.54	
		Stride length (m)	6.47	6.60	6.50	6.75	6.80	6.60	6.57	6.61	6.69	6.80	6.58	6.38	
		Stride duration (s)	0.504	0.496	0.502	0.497	0.491	0.502	0.496	0.487	0.484	0.497	0.510	0.508	
		Stride efficiency (%)	65.33	68.00	66.00	71.30	72.26	68.13	67.52	68.18	70.04	72.31	67.73	63.52	
		Stride count	30.93	30.32	30.77	29.61	29.41	30.29	30.43	30.28	29.87	29.40	30.38	407.80	

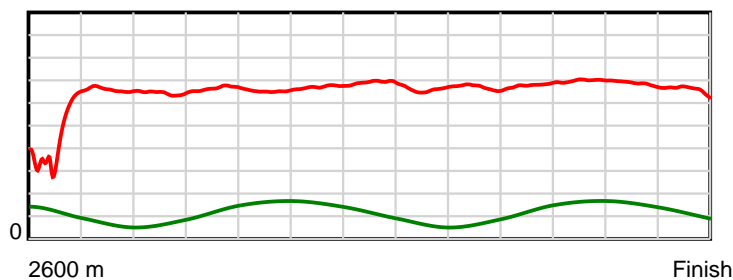
10 m Stride length



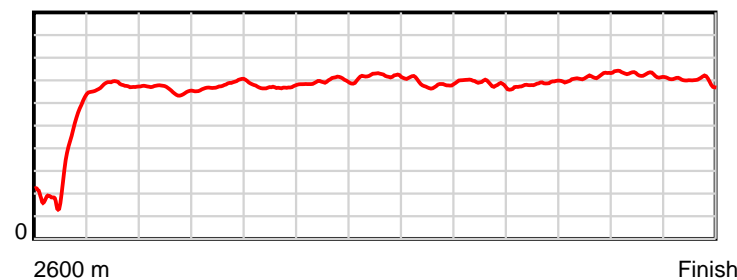
0.6 s Stride duration



20 m/sec Speed



100 % Stride efficiency



Note: Horizontal distance axis grid lines are 200m furlongs.

## Disclaimer.

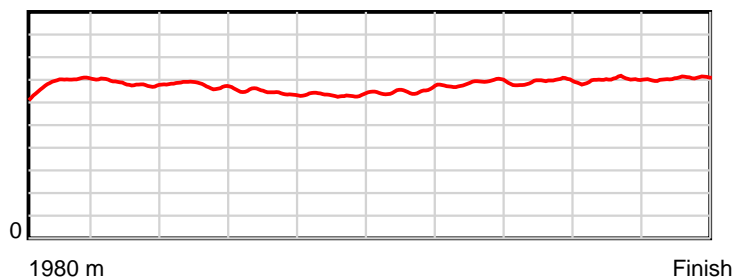
HRNZ and NZMTC and Thoroughbred Ratings Pty Ltd accepts no responsibility for the completeness or accuracy of any of the information contained herein, and makes no representations about its suitability for any particular purpose. Users should make their own judgements about those matters and/or seek independent advice. You assume all risks associated with use of the data provided on this page.

# Race Results

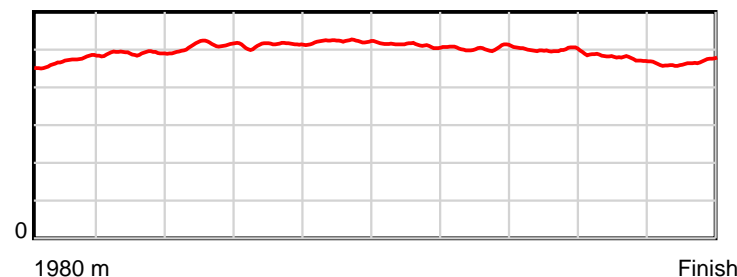
September 30, 2022, Race 8, , Distance 1980m, Addington - Survey 1980m

Result	TAB no.	Horse (Barrier)	1980 to	1800m to	1600m to	1400m to	1200m to	1000m to	800m to	600m to	400m to	200m to	Total or	Margin
1st	1	Dare Devil (1)	1800m	1600m	1400m	1200m	1000m	800m	600m	400m	200m	WP	Average	
		Position in running (margin)	-	1(0.0)	2(3.2)	2(2.6)	3(2.8)	2(1.5)	3(1.5)	3(1.8)	5(4.3)	3(3.2)		0.00
		Sectional time (s)	12.35	14.71	15.11	15.88	16.31	15.92	14.77	15.03	13.37	13.00		
		Cumulative time (s)	146.45	134.10	119.39	104.28	88.40	72.09	56.17	41.40	26.37	13.00	2:26.45	
		Speed (m/s)	14.57	13.60	13.24	12.59	12.26	12.56	13.54	13.31	14.96	15.38	13.52	
		Stride length (m)	6.93	6.67	6.77	6.45	6.40	6.43	6.83	6.62	7.15	7.18	6.73	
		Stride duration (s)	0.471	0.491	0.511	0.512	0.522	0.511	0.504	0.497	0.478	0.466	0.498	
		Stride efficiency (%)	75.14	69.51	71.54	65.06	64.07	64.52	72.84	68.51	79.93	80.45	70.77	
		Stride count	25.96	29.99	29.56	31.00	31.23	31.13	29.29	30.21	27.97	27.87	294.21	

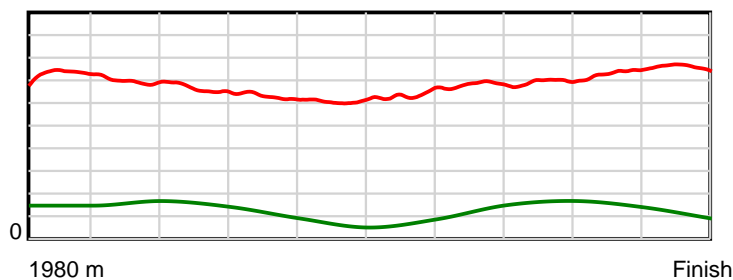
10 m Stride length



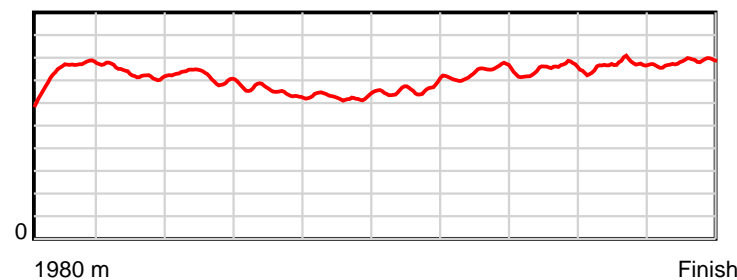
0.6 s Stride duration



20 m/sec Speed



100 % Stride efficiency



Note: Horizontal distance axis grid lines are 200m furlongs.

## Disclaimer.

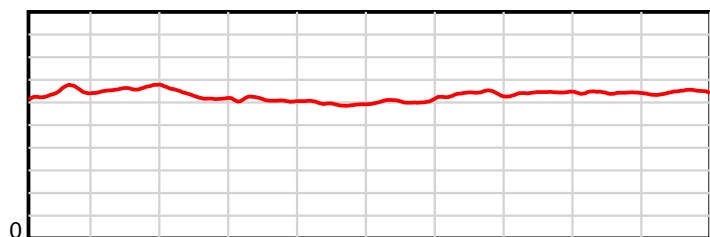
HRNZ and NZMTC and Thoroughbred Ratings Pty Ltd accepts no responsibility for the completeness or accuracy of any of the information contained herein, and makes no representations about its suitability for any particular purpose. Users should make their own judgements about those matters and/or seek independent advice. You assume all risks associated with use of the data provided on this page.

# Race Results

September 30, 2022, Race 8, , Distance 1980m, Addington - Survey 1980m

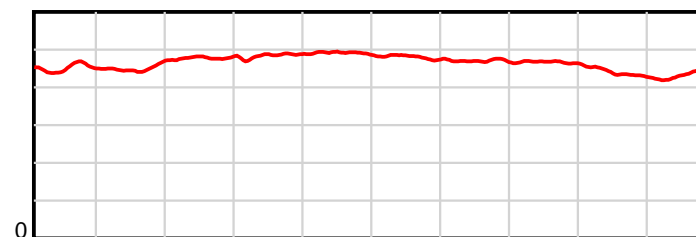
Result	TAB no.	Horse (Barrier)	1980 to	1800m to	1600m to	1400m to	1200m to	1000m to	800m to	600m to	400m to	200m to	Total or	Margin
2nd	4	Jezebel (4)	1800m	1600m	1400m	1200m	1000m	800m	600m	400m	200m	WP	Average	
		Position in running (margin)	-	3(1.9)	1(0.0)	1(0.0)	1(0.0)	1(0.0)	1(0.0)	1(0.0)	1(0.0)	1(0.0)		0.20
		Sectional time (s)	12.92	13.85	15.22	15.85	16.51	15.93	14.72	14.60	13.56	13.39		
		Cumulative time (s)	146.55	133.63	119.78	104.56	88.71	72.20	56.27	41.55	26.95	13.39	2:26.55	
		Speed (m/s)	13.93	14.44	13.14	12.62	12.11	12.55	13.59	13.70	14.75	14.94	13.51	
		Stride length (m)	6.45	6.52	6.29	6.11	5.94	6.03	6.38	6.39	6.46	6.50	6.30	
		Stride duration (s)	0.451	0.452	0.478	0.484	0.491	0.480	0.470	0.467	0.438	0.435	0.466	
		Stride efficiency (%)	65.09	66.42	61.73	58.29	55.19	56.83	63.64	63.82	65.25	66.00	62.01	
		Stride count	27.89	30.68	31.82	32.75	33.65	33.16	31.34	31.30	30.95	30.78	314.32	

10 m Stride length



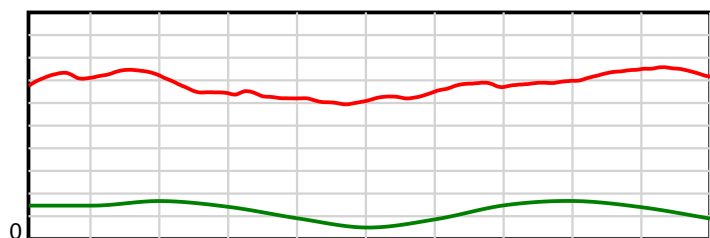
1980 m Finish

0.6 s Stride duration



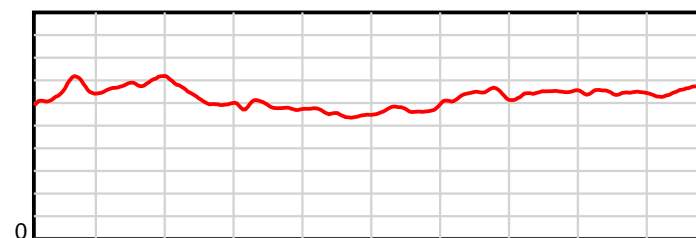
1980 m Finish

20 m/sec Speed



1980 m Finish

100 % Stride efficiency



1980 m Finish

Note: Horizontal distance axis grid lines are 200m furlongs.

## Disclaimer.

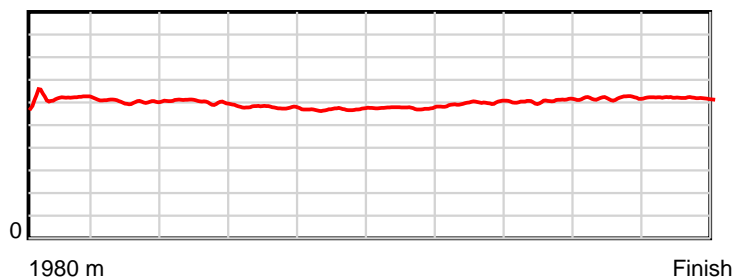
HRNZ and NZMTC and Thoroughbred Ratings Pty Ltd accepts no responsibility for the completeness or accuracy of any of the information contained herein, and makes no representations about its suitability for any particular purpose. Users should make their own judgements about those matters and/or seek independent advice. You assume all risks associated with use of the data provided on this page.

# Race Results

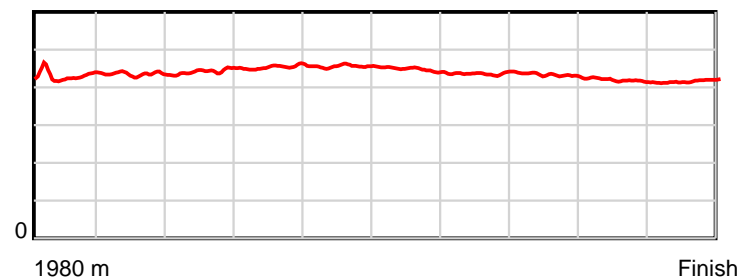
September 30, 2022, Race 8, , Distance 1980m, Addington - Survey 1980m

Result	TAB no.	Horse (Barrier)	1980 to	1800m to	1600m to	1400m to	1200m to	1000m to	800m to	600m to	400m to	200m to	Total or	Margin
3rd	3	<b>Dalton Shard (3)</b>	<b>1800m</b>	<b>1600m</b>	<b>1400m</b>	<b>1200m</b>	<b>1000m</b>	<b>800m</b>	<b>600m</b>	<b>400m</b>	<b>200m</b>	<b>WP</b>	<b>Average</b>	
		Position in running (margin)	-	2(1.2)	4(4.2)	3(3.1)	2(2.5)	3(1.9)	2(1.3)	2(1.1)	2(0.7)	2(1.8)		2.20
		Sectional time (s)	12.72	14.68	15.03	15.75	16.41	15.83	14.69	14.53	13.74	13.47		
		Cumulative time (s)	146.85	134.13	119.45	104.42	88.67	72.26	56.43	41.74	27.21	13.47	2:26.85	
		Speed (m/s)	14.15	13.62	13.31	12.70	12.19	12.63	13.61	13.76	14.56	14.85	13.48	
		Stride length (m)	6.18	5.93	5.89	5.76	5.56	5.65	5.94	5.94	6.09	6.19	5.90	
		Stride duration (s)	0.430	0.435	0.443	0.453	0.456	0.447	0.436	0.432	0.419	0.417	0.438	
		Stride efficiency (%)	59.66	54.88	54.22	51.77	48.22	49.85	55.16	55.23	58.03	59.80	54.45	
		Stride count	29.13	33.75	33.95	34.75	36.00	35.41	33.66	33.64	32.82	32.33	335.44	

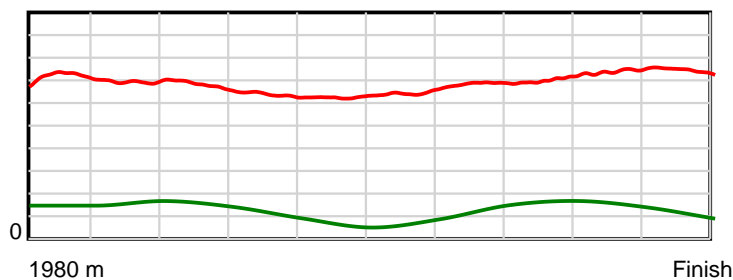
10 m Stride length



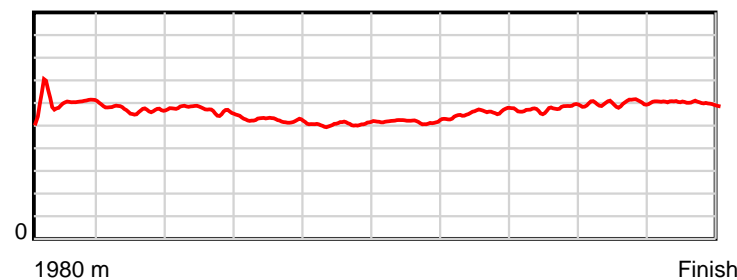
0.6 s Stride duration



20 m/sec Speed



100 % Stride efficiency



Note: Horizontal distance axis grid lines are 200m furlongs.

## Disclaimer.

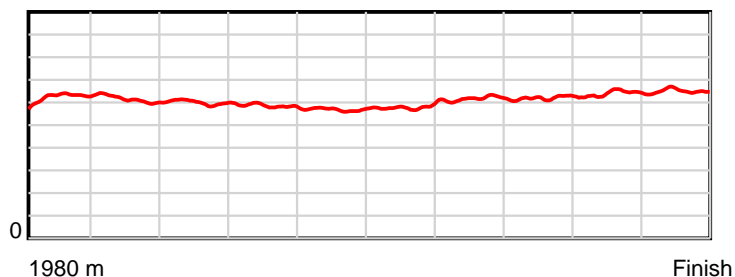
HRNZ and NZMTC and Thoroughbred Ratings Pty Ltd accepts no responsibility for the completeness or accuracy of any of the information contained herein, and makes no representations about its suitability for any particular purpose. Users should make their own judgements about those matters and/or seek independent advice. You assume all risks associated with use of the data provided on this page.

# Race Results

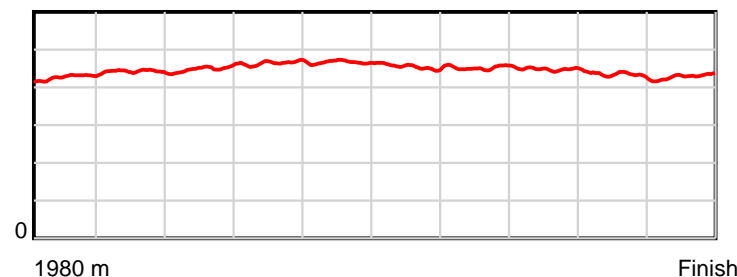
September 30, 2022, Race 8, , Distance 1980m, Addington - Survey 1980m

Result	TAB no.	Horse (Barrier)	1980 to	1800m to	1600m to	1400m to	1200m to	1000m to	800m to	600m to	400m to	200m to	Total or	Margin
4th	10	<b>Icee Styxie (10)</b>	<b>1800m</b>	<b>1600m</b>	<b>1400m</b>	<b>1200m</b>	<b>1000m</b>	<b>800m</b>	<b>600m</b>	<b>400m</b>	<b>200m</b>	<b>WP</b>	<b>Average</b>	
		Position in running (margin)	-	4(2.1)	3(4.1)	4(4.0)	4(4.6)	5(4.7)	4(3.4)	5(3.5)	4(3.2)	5(4.0)		2.90
		Sectional time (s)	12.82	14.50	15.21	15.94	16.53	15.71	14.74	14.54	13.70	13.36		
		Cumulative time (s)	147.05	134.23	119.73	104.52	88.58	72.05	56.34	41.60	27.06	13.36	2:27.05	
		Speed (m/s)	14.04	13.79	13.15	12.55	12.10	12.73	13.57	13.76	14.60	14.97	13.46	
		Stride length (m)	6.24	6.11	5.91	5.83	5.64	5.79	6.13	6.16	6.32	6.43	6.04	
		Stride duration (s)	0.428	0.443	0.449	0.465	0.466	0.455	0.452	0.448	0.433	0.430	0.449	
		Stride efficiency (%)	60.90	58.27	54.54	53.14	49.69	52.42	58.79	59.21	62.42	64.68	57.10	
		Stride count	28.83	32.75	33.85	34.30	35.47	34.53	32.61	32.49	31.64	31.09	327.56	

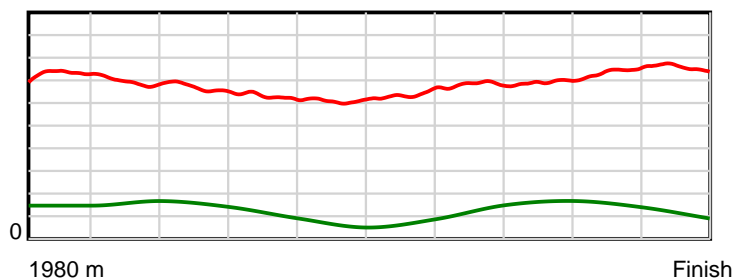
10 m Stride length



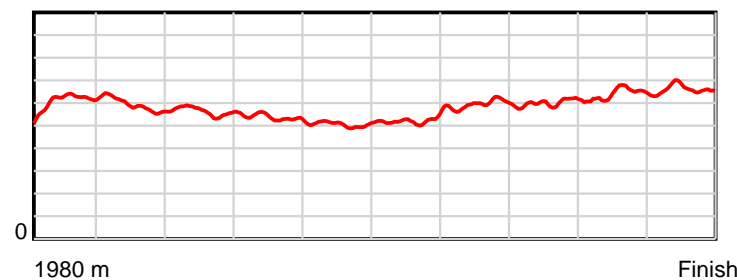
0.6 s Stride duration



20 m/sec Speed



100 % Stride efficiency



Note: Horizontal distance axis grid lines are 200m furlongs.

## Disclaimer.

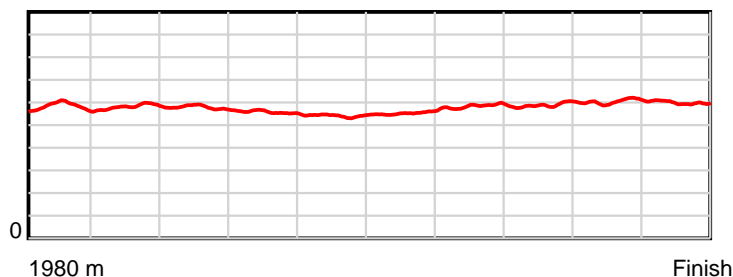
HRNZ and NZMTC and Thoroughbred Ratings Pty Ltd accepts no responsibility for the completeness or accuracy of any of the information contained herein, and makes no representations about its suitability for any particular purpose. Users should make their own judgements about those matters and/or seek independent advice. You assume all risks associated with use of the data provided on this page.

# Race Results

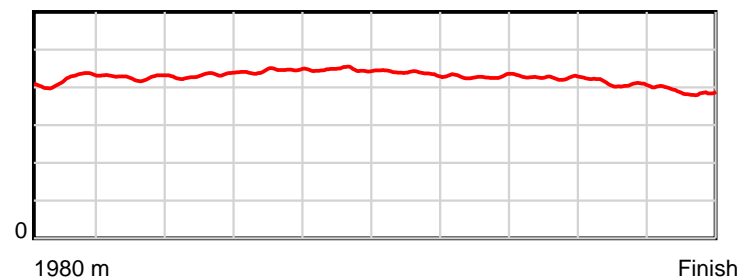
September 30, 2022, Race 8, , Distance 1980m, Addington - Survey 1980m

Result	TAB no.	Horse (Barrier)	1980 to	1800m to	1600m to	1400m to	1200m to	1000m to	800m to	600m to	400m to	200m to	Total or	Margin
5th	5	Venturesome Ar... (5)	1800m	1600m	1400m	1200m	1000m	800m	600m	400m	200m	WP	Average	
		Position in running (margin)	-	6(4.2)	6(8.0)	6(5.8)	6(6.1)	7(6.0)	7(5.9)	7(5.5)	7(5.5)	7(5.7)		3.20
		Sectional time (s)	13.23	14.80	14.85	15.90	16.50	15.91	14.72	14.54	13.58	13.02		
		Cumulative time (s)	147.05	133.82	119.02	104.17	88.27	71.77	55.86	41.14	26.60	13.02	2:27.05	
		Speed (m/s)	13.61	13.51	13.47	12.58	12.12	12.57	13.59	13.76	14.73	15.36	13.46	
		Stride length (m)	5.83	5.77	5.81	5.59	5.41	5.51	5.83	5.87	6.04	5.98	5.76	
		Stride duration (s)	0.421	0.427	0.431	0.445	0.447	0.438	0.429	0.426	0.410	0.389	0.428	
		Stride efficiency (%)	53.19	52.11	52.76	48.85	45.79	47.47	53.05	53.76	56.94	55.89	51.80	
		Stride count	30.85	34.63	34.42	35.77	36.95	36.29	34.32	34.10	33.13	33.44	343.90	

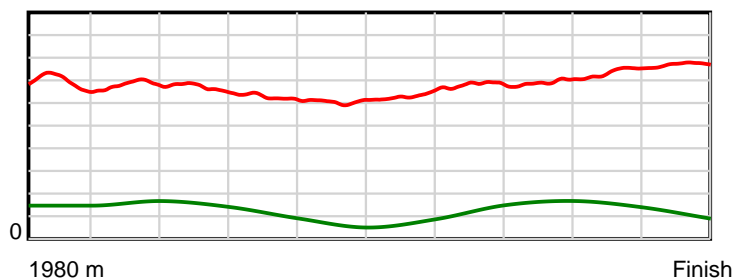
10 m Stride length



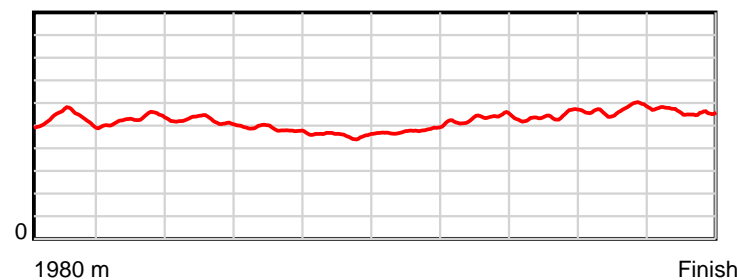
0.6 s Stride duration



20 m/sec Speed



100 % Stride efficiency



Note: Horizontal distance axis grid lines are 200m furlongs.

## Disclaimer.

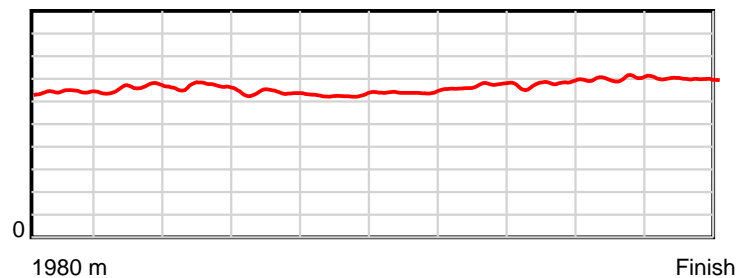
HRNZ and NZMTC and Thoroughbred Ratings Pty Ltd accepts no responsibility for the completeness or accuracy of any of the information contained herein, and makes no representations about its suitability for any particular purpose. Users should make their own judgements about those matters and/or seek independent advice. You assume all risks associated with use of the data provided on this page.

# Race Results

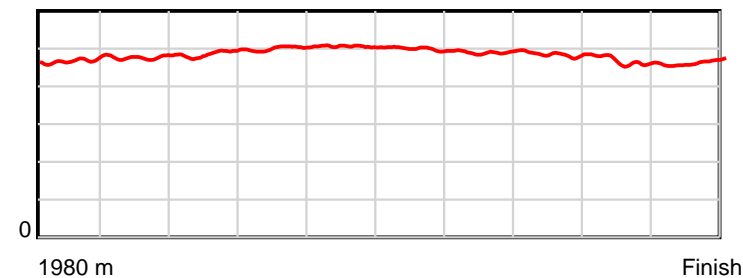
September 30, 2022, Race 8, , Distance 1980m, Addington - Survey 1980m

Result	TAB no.	Horse (Barrier)	1980 to	1800m to	1600m to	1400m to	1200m to	1000m to	800m to	600m to	400m to	200m to	Total or	Margin
6th	6	<b>Wild Willow (6)</b>	<b>1800m</b>	<b>1600m</b>	<b>1400m</b>	<b>1200m</b>	<b>1000m</b>	<b>800m</b>	<b>600m</b>	<b>400m</b>	<b>200m</b>	<b>WP</b>	<b>Average</b>	
		Position in running (margin)	-	7(6.2)	7(9.6)	7(7.3)	7(6.5)	6(5.7)	6(5.3)	6(4.9)	6(4.7)	6(4.6)		3.30
		Sectional time (s)	13.64	14.73	14.84	15.72	16.37	15.87	14.65	14.56	13.53	13.14		
		Cumulative time (s)	147.05	133.41	118.68	103.84	88.12	71.75	55.88	41.23	26.67	13.14	2:27.05	
		Speed (m/s)	13.20	13.58	13.48	12.72	12.22	12.60	13.65	13.74	14.78	15.22	13.46	
		Stride length (m)	6.43	6.47	6.56	6.37	6.17	6.29	6.70	6.65	6.87	7.05	6.55	
		Stride duration (s)	0.468	0.476	0.487	0.500	0.505	0.499	0.491	0.484	0.465	0.463	0.486	
		Stride efficiency (%)	64.53	65.34	67.16	63.39	59.56	61.83	70.06	69.03	73.82	77.63	66.96	
		Stride count	28.01	30.93	30.51	31.40	32.40	31.79	29.87	30.09	29.10	28.38	302.48	

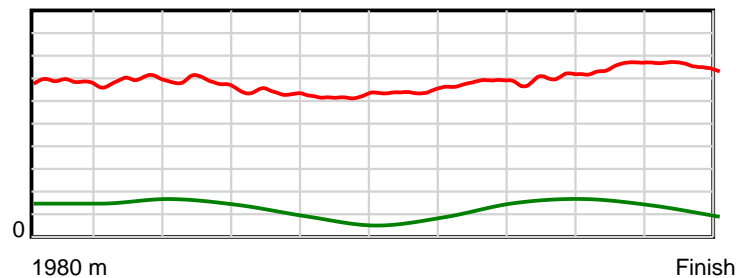
10 m Stride length



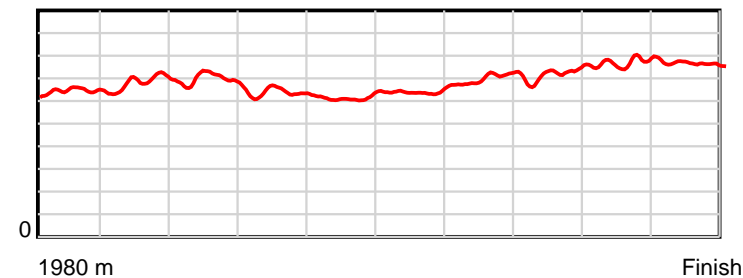
0.6 s Stride duration



20 m/sec Speed



100 % Stride efficiency



Note: Horizontal distance axis grid lines are 200m furlongs.

## Disclaimer.

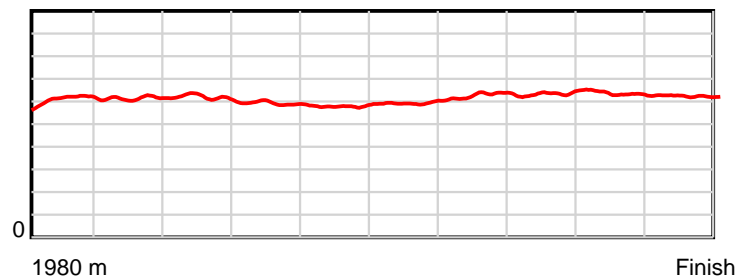
HRNZ and NZMTC and Thoroughbred Ratings Pty Ltd accepts no responsibility for the completeness or accuracy of any of the information contained herein, and makes no representations about its suitability for any particular purpose. Users should make their own judgements about those matters and/or seek independent advice. You assume all risks associated with use of the data provided on this page.

# Race Results

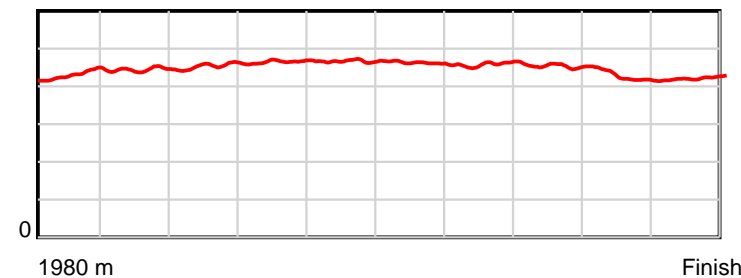
September 30, 2022, Race 8, , Distance 1980m, Addington - Survey 1980m

Result	TAB no.	Horse (Barrier)	1980 to	1800m to	1600m to	1400m to	1200m to	1000m to	800m to	600m to	400m to	200m to	Total or	Margin
7th	2	Helium (2)	1800m	1600m	1400m	1200m	1000m	800m	600m	400m	200m	WP	Average	
		Position in running (margin)	-	5(3.2)	5(6.8)	5(5.4)	5(4.6)	4(3.6)	5(3.6)	4(3.0)	3(2.8)	4(3.4)		3.60
		Sectional time (s)	12.90	14.77	14.99	15.73	16.35	15.93	14.62	14.56	13.65	13.65		
		Cumulative time (s)	147.15	134.25	119.48	104.49	88.76	72.41	56.48	41.86	27.30	13.65	2:27.15	
		Speed (m/s)	13.95	13.54	13.34	12.71	12.23	12.55	13.68	13.74	14.65	14.65	13.46	
		Stride length (m)	6.10	6.02	6.06	5.91	5.70	5.80	6.28	6.23	6.23	6.18	6.04	
		Stride duration (s)	0.432	0.444	0.454	0.465	0.466	0.462	0.459	0.453	0.425	0.422	0.449	
		Stride efficiency (%)	58.14	56.55	57.29	54.67	50.86	52.60	61.59	60.60	60.72	59.74	57.10	
		Stride count	29.51	33.25	33.03	33.81	35.06	34.47	31.86	32.12	32.09	32.35	327.55	

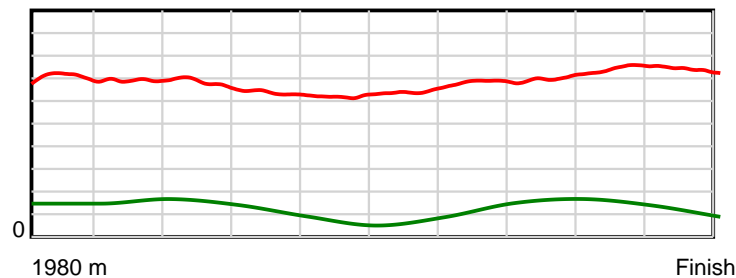
10 m Stride length



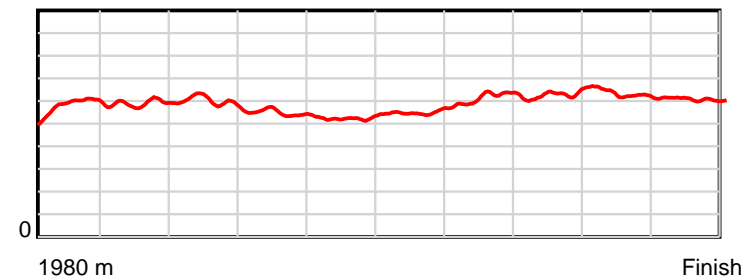
0.6 s Stride duration



20 m/sec Speed



100 % Stride efficiency



Note: Horizontal distance axis grid lines are 200m furlongs.

## Disclaimer.

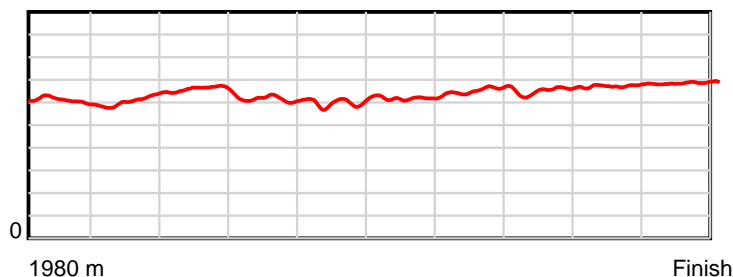
HRNZ and NZMTC and Thoroughbred Ratings Pty Ltd accepts no responsibility for the completeness or accuracy of any of the information contained herein, and makes no representations about its suitability for any particular purpose. Users should make their own judgements about those matters and/or seek independent advice. You assume all risks associated with use of the data provided on this page.

# Race Results

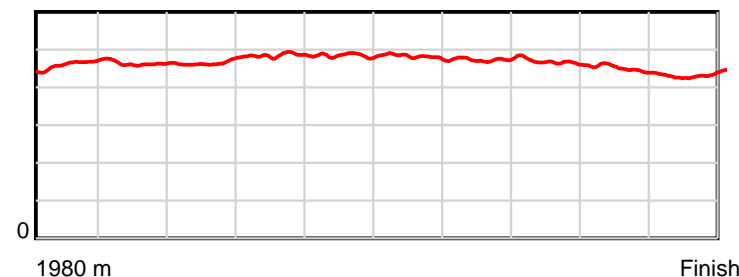
September 30, 2022, Race 8, , Distance 1980m, Addington - Survey 1980m

Result	TAB no.	Horse (Barrier)	1980 to	1800m to	1600m to	1400m to	1200m to	1000m to	800m to	600m to	400m to	200m to	Total or	Margin
8th	9	Sinbad (9)	1800m	1600m	1400m	1200m	1000m	800m	600m	400m	200m	WP	Average	
		Position in running (margin)	-	11(8.3)	10(18.3)	10(13.1)	11(13.0)	11(12.0)	11(11.1)	11(10.1)	11(10.1)	11(11.1)		5.80
		Sectional time (s)	13.71	15.83	14.35	15.84	16.35	15.77	14.56	14.60	13.72	12.82		
		Cumulative time (s)	147.55	133.84	118.01	103.66	87.82	71.47	55.70	41.14	26.54	12.82	2:27.55	
		Speed (m/s)	13.13	12.63	13.94	12.63	12.23	12.68	13.74	13.70	14.58	15.60	13.42	
		Stride length (m)	6.08	5.86	6.48	6.12	5.93	6.10	6.52	6.37	6.52	6.75	6.26	
		Stride duration (s)	0.462	0.464	0.465	0.485	0.485	0.481	0.475	0.465	0.448	0.433	0.467	
		Stride efficiency (%)	57.78	53.68	65.71	58.50	54.90	58.23	66.47	63.41	66.52	71.22	61.32	
		Stride count	29.60	34.12	30.84	32.69	33.74	32.76	30.67	31.40	30.65	29.62	316.09	

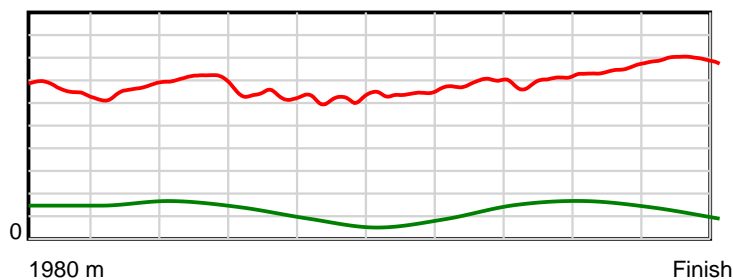
10 m Stride length



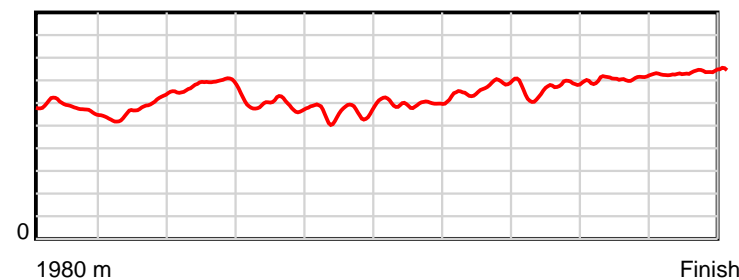
0.6 s Stride duration



20 m/sec Speed



100 % Stride efficiency



Note: Horizontal distance axis grid lines are 200m furlongs.

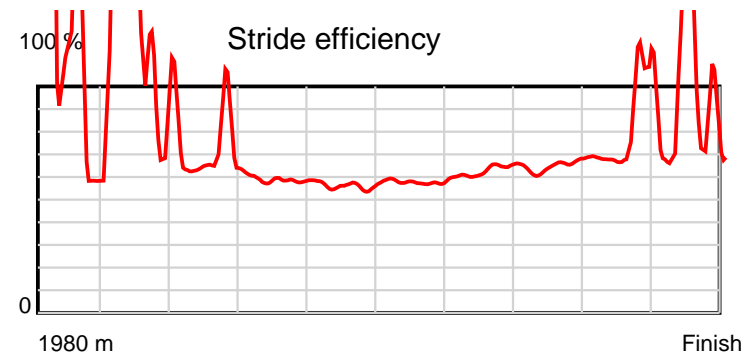
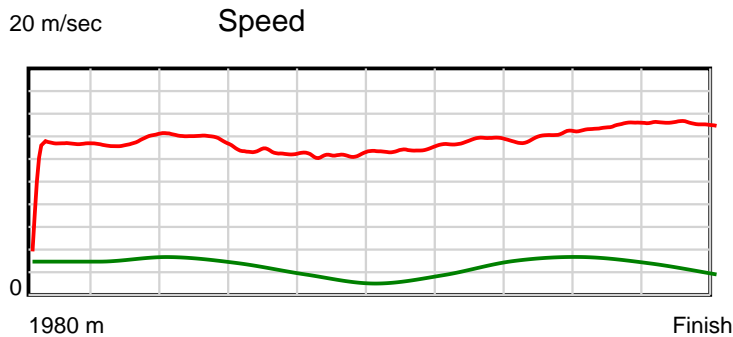
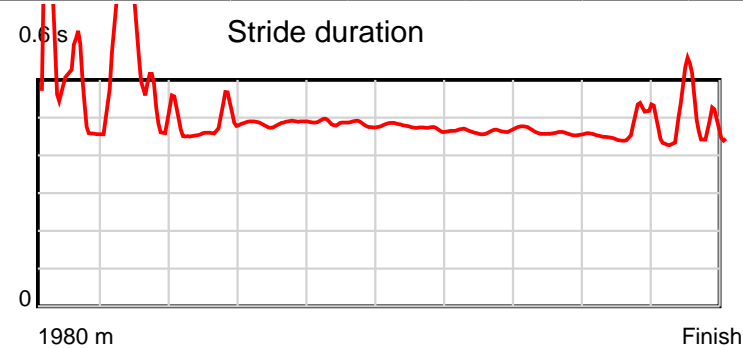
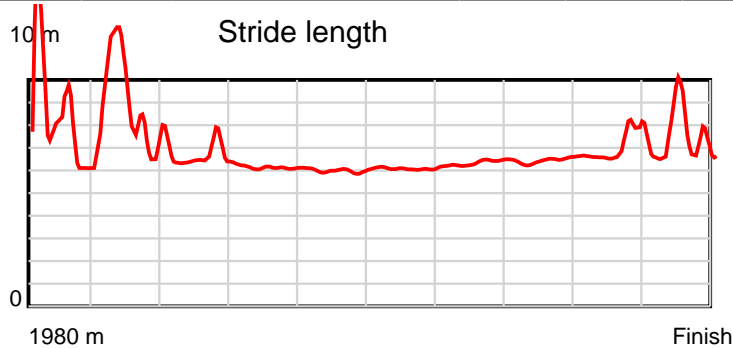
## Disclaimer.

HRNZ and NZMTC and Thoroughbred Ratings Pty Ltd accepts no responsibility for the completeness or accuracy of any of the information contained herein, and makes no representations about its suitability for any particular purpose. Users should make their own judgements about those matters and/or seek independent advice. You assume all risks associated with use of the data provided on this page.

# Race Results

September 30, 2022, Race 8, , Distance 1980m, Addington - Survey 1980m

Result	TAB no.	Horse (Barrier)	1980 to	1800m to	1600m to	1400m to	1200m to	1000m to	800m to	600m to	400m to	200m to	Total or	Margin
9th	7	<b>Double Time (7)</b>	<b>1800m</b>	<b>1600m</b>	<b>1400m</b>	<b>1200m</b>	<b>1000m</b>	<b>800m</b>	<b>600m</b>	<b>400m</b>	<b>200m</b>	<b>WP</b>	<b>Average</b>	
		Position in running (margin)	-	9(7.7)	8(13.5)	8(9.1)	9(8.8)	8(7.3)	8(7.7)	8(7.0)	8(7.0)	9(7.5)		5.80
		Sectional time (s)	13.89	15.14	14.48	15.80	16.26	15.99	14.60	14.61	13.63	13.15		
		Cumulative time (s)	147.55	133.66	118.52	104.04	88.24	71.98	55.99	41.39	26.78	13.15	2:27.55	
		Speed (m/s)	12.96	13.21	13.81	12.66	12.30	12.51	13.70	13.69	14.67	15.21	13.42	
		Stride length (m)	7.02	7.75	6.50	6.15	5.96	5.93	6.38	6.29	6.68	7.11	6.53	
		Stride duration (s)	0.519	0.587	0.471	0.486	0.484	0.474	0.466	0.459	0.455	0.468	0.487	
		Stride efficiency (%)	77.10	93.83	66.04	59.14	55.47	54.93	63.60	61.79	69.68	79.09	66.63	
		Stride count	25.63	25.81	30.76	32.51	33.57	33.73	31.35	31.81	29.95	28.11	303.23	



Note: Horizontal distance axis grid lines are 200m furlongs.

**Disclaimer.**

HRNZ and NZMTC and Thoroughbred Ratings Pty Ltd accepts no responsibility for the completeness or accuracy of any of the information contained herein, and makes no representations about its suitability for any particular purpose. Users should make their own judgements about those matters and/or seek independent advice. You assume all risks associated with use of the data provided on this page.

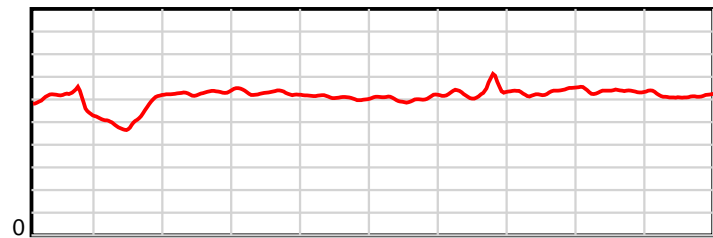


# Race Results

September 30, 2022, Race 8, , Distance 1980m, Addington - Survey 1980m

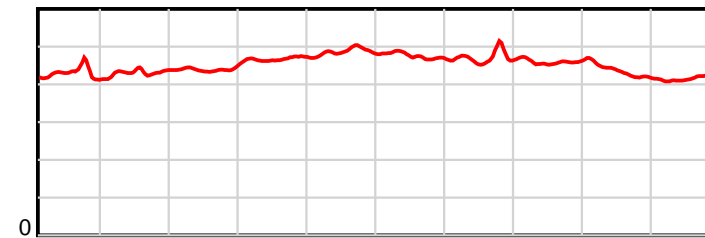
Result	TAB no.	Horse (Barrier)	1980 to	1800m to	1600m to	1400m to	1200m to	1000m to	800m to	600m to	400m to	200m to	Total or	Margin
10th	11	<b>Guest Artist (11)</b>	<b>1800m</b>	<b>1600m</b>	<b>1400m</b>	<b>1200m</b>	<b>1000m</b>	<b>800m</b>	<b>600m</b>	<b>400m</b>	<b>200m</b>	<b>WP</b>	<b>Average</b>	
		Position in running (margin)	-	8(6.5)	11(21.6)	11(14.9)	8(8.6)	9(8.0)	9(8.8)	10(8.9)	9(7.9)	8(7.5)		9.10
		Sectional time (s)	13.71	16.69	14.10	14.80	16.41	16.06	14.73	14.44	13.48	13.73		
		Cumulative time (s)	148.15	134.44	117.75	103.65	88.85	72.44	56.38	41.65	27.21	13.73	2:28.15	
		Speed (m/s)	13.13	11.98	14.18	13.51	12.19	12.45	13.58	13.85	14.84	14.57	13.36	
		Stride length (m)	5.91	5.17	6.26	6.32	5.94	5.90	6.38	6.37	6.39	6.18	6.06	
		Stride duration (s)	0.427	0.431	0.441	0.468	0.487	0.474	0.470	0.460	0.431	0.424	0.453	
		Stride efficiency (%)	54.62	41.71	61.23	62.43	55.08	54.40	63.59	63.37	63.79	59.59	57.37	
		Stride count	30.45	38.71	31.95	31.64	33.69	33.90	31.35	31.41	31.30	32.39	326.79	

10 m Stride length



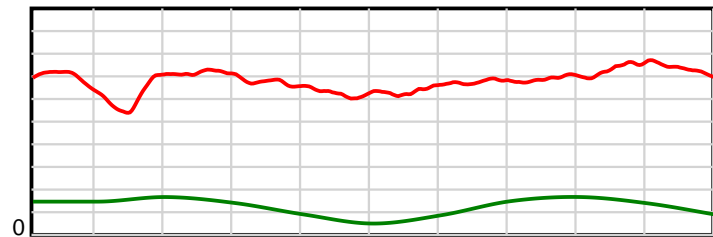
1980 m Finish

0.6 s Stride duration



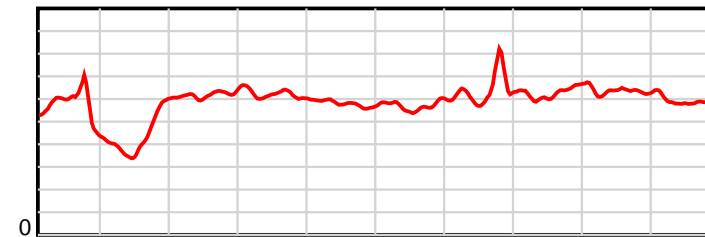
1980 m Finish

20 m/sec Speed



1980 m Finish

100 % Stride efficiency



1980 m Finish

Note: Horizontal distance axis grid lines are 200m furlongs.

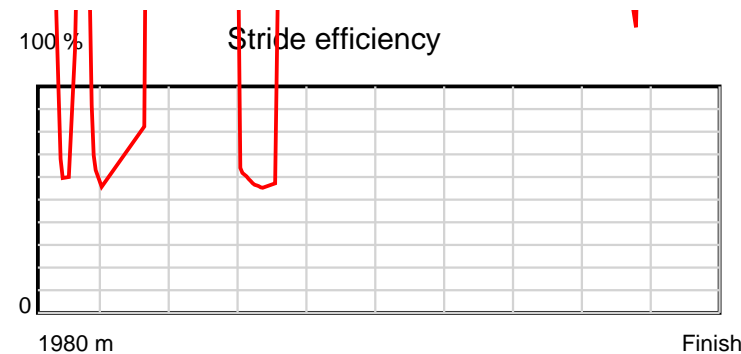
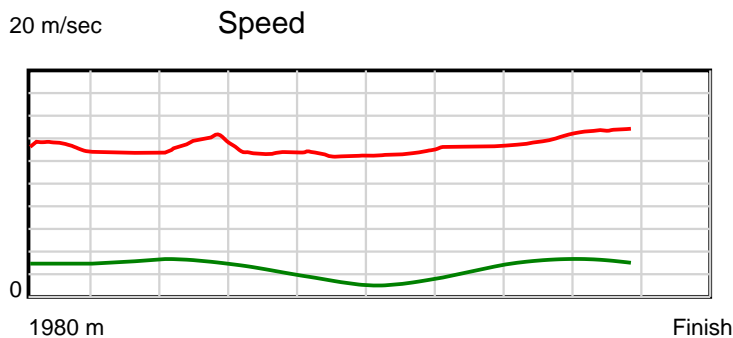
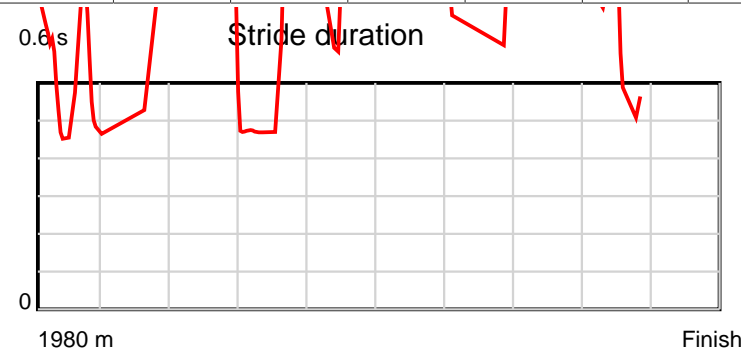
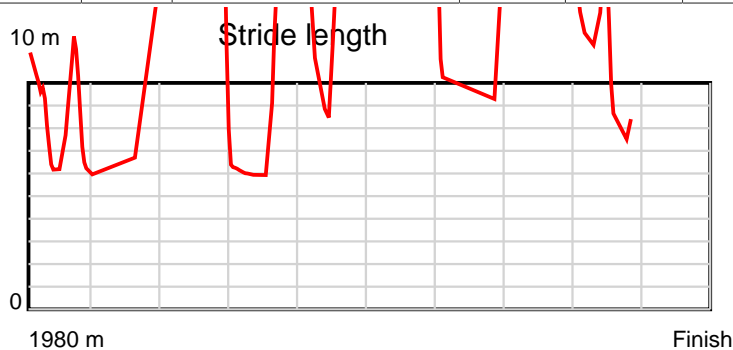
## Disclaimer.

HRNZ and NZMTC and Thoroughbred Ratings Pty Ltd accepts no responsibility for the completeness or accuracy of any of the information contained herein, and makes no representations about its suitability for any particular purpose. Users should make their own judgements about those matters and/or seek independent advice. You assume all risks associated with use of the data provided on this page.

# Race Results

September 30, 2022, Race 8, , Distance 1980m, Addington - Survey 1980m

Result	TAB no.	Horse (Barrier)	1980 to	1800m to	1600m to	1400m to	1200m to	1000m to	800m to	600m to	400m to	200m to	Total or	Margin
11th	8	<b>Wavewatcher (8)</b>	<b>1800m</b>	<b>1600m</b>	<b>1400m</b>	<b>1200m</b>	<b>1000m</b>	<b>800m</b>	<b>600m</b>	<b>400m</b>	<b>200m</b>	<b>WP</b>	<b>Average</b>	
		Position in running (margin)	-	10(8.0)	9(17.0)	9(10.9)	10(10.2)	10(9.8)	10(9.4)	9(8.8)	10(8.8)	10(10.1)		9.40
		Sectional time (s)	13.64	15.66	14.20	15.74	16.44	15.86	14.62	14.61	13.76	13.62		
		Cumulative time (s)	148.15	134.51	118.85	104.65	88.91	72.47	56.61	41.99	27.38	13.62	2:28.15	
		Speed (m/s)	13.20	12.77	14.08	12.71	12.17	12.61	13.68	13.69	14.53	14.68	13.36	
		Stride length (m)	7.08	23.62	11.89	6.65	10.17	12.77	7.90	17.10	10.07	12.21	10.46	
		Stride duration (s)	0.535	1.850	0.844	0.524	0.836	1.012	0.577	1.249	0.693	0.831	0.782	
		Stride efficiency (%)	78.41	871.88	220.92	69.19	161.55	254.72	97.44	456.70	158.40	232.91	170.83	
		Stride count	25.41	8.47	16.82	30.06	19.67	15.67	25.33	11.70	19.86	16.38	189.37	



Note: Horizontal distance axis grid lines are 200m furlongs.

## Disclaimer.

HRNZ and NZMTC and Thoroughbred Ratings Pty Ltd accepts no responsibility for the completeness or accuracy of any of the information contained herein, and makes no representations about its suitability for any particular purpose. Users should make their own judgements about those matters and/or seek independent advice. You assume all risks associated with use of the data provided on this page.



# Race Results



September 30, 2022, Race 9, , Distance 2600m, Addington - Survey 3200m

Result	TAB no.	Horse (Barrier)	2600 to	2400m to
1st	3	<b>B D Joe (4)</b>	<b>2400m</b>	<b>2200m</b>
		Position in running (margin)	-	4(2.3)
		Sectional time (s)	15.90	14.15
		Cumulative time (s)	193.54	177.64
		Speed (m/s)	12.58	14.13
		Stride length (m)	6.00	6.66
		Stride duration (s)	0.478	0.472
		Stride efficiency (%)	56.17	69.40
		Stride count	33.36	30.01

#### Disclaimer.

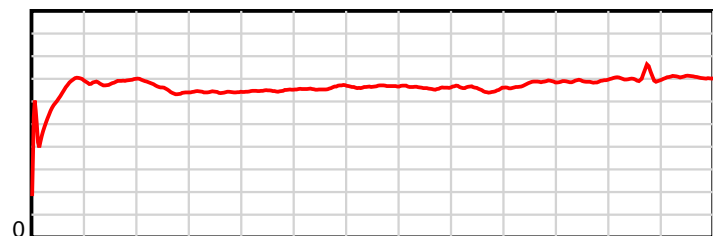
HRNZ and NZMTC and Thoroughbred Ratings Pty Ltd accepts no responsibility for the completeness or accuracy of any of the information contained herein, and makes no representations about its suitability for any particular purpose. Users should make their own judgements about those matters and/or seek independent advice. You assume all risks associated with use of the data provided on this page.

# Race Results

September 30, 2022, Race 9, , Distance 2600m, Addington - Survey 3200m

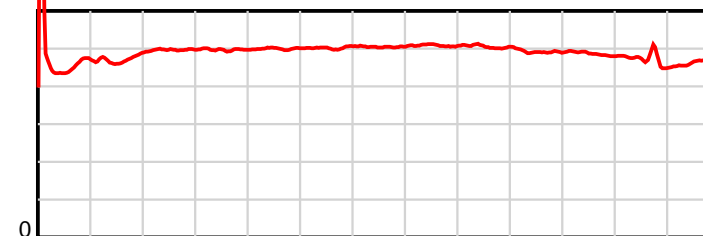
Result	TAB no.	Horse (Barrier)	2200m to	2000m to	1800m to	1600m to	1400m to	1200m to	1000m to	800m to	600m to	400m to	200m to	Total or	Margin
1st	3	B D Joe (4)	2000m	1800m	1600m	1400m	1200m	1000m	800m	600m	400m	200m	WP	Average	
		Position in running (margin)	1(0.0)	1(0.0)	1(0.0)	1(0.0)	1(0.0)	1(0.0)	1(0.0)	1(0.0)	1(0.0)	1(0.0)	1(0.0)		0.00
		Sectional time (s)	15.42	15.62	15.58	15.24	15.19	15.54	15.61	14.45	14.17	13.31	13.36		
		Cumulative time (s)	163.49	148.07	132.45	116.87	101.63	86.44	70.90	55.29	40.84	26.67	13.36	3:13.54	
		Speed (m/s)	12.97	12.80	12.84	13.12	13.17	12.87	12.81	13.84	14.11	15.03	14.97	13.43	
		Stride length (m)	6.45	6.37	6.42	6.59	6.65	6.55	6.46	6.80	6.86	7.03	6.99	6.59	
		Stride duration (s)	0.497	0.497	0.500	0.502	0.505	0.509	0.505	0.492	0.486	0.468	0.467	0.491	
		Stride efficiency (%)	64.93	63.34	64.40	67.78	69.09	66.94	65.31	72.28	73.51	77.30	76.25	67.86	
		Stride count	31.03	31.41	31.16	30.37	30.08	30.56	30.94	29.41	29.16	28.44	28.63	394.56	

10 m Stride length



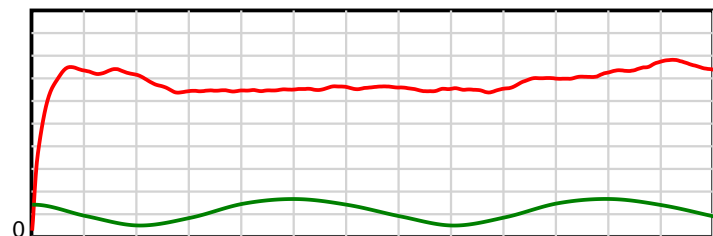
2600 m Finish

0.5 s Stride duration



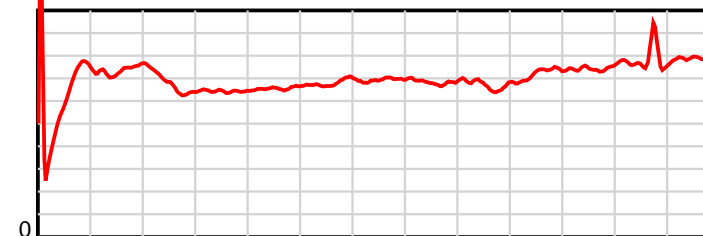
2600 m Finish

20 m/sec Speed



2600 m Finish

100 % Stride efficiency



2600 m Finish

Note: Horizontal distance axis grid lines are 200m furlongs.

## Disclaimer.

HRNZ and NZMTC and Thoroughbred Ratings Pty Ltd accepts no responsibility for the completeness or accuracy of any of the information contained herein, and makes no representations about its suitability for any particular purpose. Users should make their own judgements about those matters and/or seek independent advice. You assume all risks associated with use of the data provided on this page.



# Race Results



September 30, 2022, Race 9, , Distance 2600m, Addington - Survey 3200m

Result	TAB no.	Horse (Barrier)	2600 to 2400m	2400m to 2200m
2nd	5	<b>Spankem (6)</b>		
		Position in running (margin)	-	1(0.0)
		Sectional time (s)	15.70	14.87
		Cumulative time (s)	193.68	177.98
		Speed (m/s)	12.74	13.45
		Stride length (m)	5.56	5.96
		Stride duration (s)	0.420	0.443
		Stride efficiency (%)	48.39	55.44
		Stride count	35.94	33.58

#### Disclaimer.

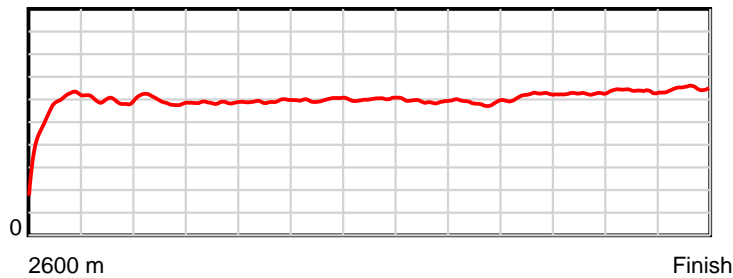
HRNZ and NZMTC and Thoroughbred Ratings Pty Ltd accepts no responsibility for the completeness or accuracy of any of the information contained herein, and makes no representations about its suitability for any particular purpose. Users should make their own judgements about those matters and/or seek independent advice. You assume all risks associated with use of the data provided on this page.

# Race Results

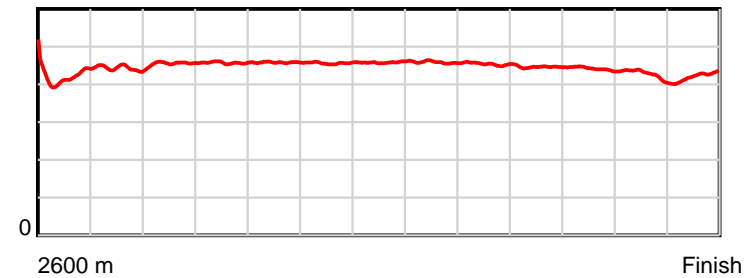
September 30, 2022, Race 9, , Distance 2600m, Addington - Survey 3200m

Result	TAB no.	Horse (Barrier)	2200m to	2000m to	1800m to	1600m to	1400m to	1200m to	1000m to	800m to	600m to	400m to	200m to	Total or	Margin
2nd	5	<b>Spankem (6)</b>	<b>2000m</b>	<b>1800m</b>	<b>1600m</b>	<b>1400m</b>	<b>1200m</b>	<b>1000m</b>	<b>800m</b>	<b>600m</b>	<b>400m</b>	<b>200m</b>	<b>WP</b>	<b>Average</b>	
		Position in running (margin)	2(2.0)	2(1.9)	2(1.8)	2(2.0)	2(1.8)	2(2.0)	2(1.8)	2(1.5)	3(1.7)	3(1.7)	3(2.1)		0.80
		Sectional time (s)	15.40	15.60	15.61	15.22	15.21	15.51	15.56	14.48	14.16	13.37	12.99		
		Cumulative time (s)	163.11	147.71	132.11	116.50	101.28	86.07	70.56	55.00	40.52	26.36	12.99	3:13.68	
		Speed (m/s)	12.99	12.82	12.81	13.14	13.15	12.89	12.85	13.81	14.12	14.96	15.40	13.42	
		Stride length (m)	5.92	5.86	5.87	6.00	6.02	5.91	5.84	6.16	6.23	6.37	6.50	6.01	
		Stride duration (s)	0.456	0.457	0.458	0.456	0.458	0.458	0.454	0.446	0.441	0.426	0.422	0.447	
		Stride efficiency (%)	54.78	53.74	53.76	56.23	56.66	54.62	53.34	59.24	60.73	63.49	66.05	56.39	
		Stride count	33.78	34.10	34.10	33.34	33.21	33.83	34.23	32.48	32.08	31.38	30.76	432.81	

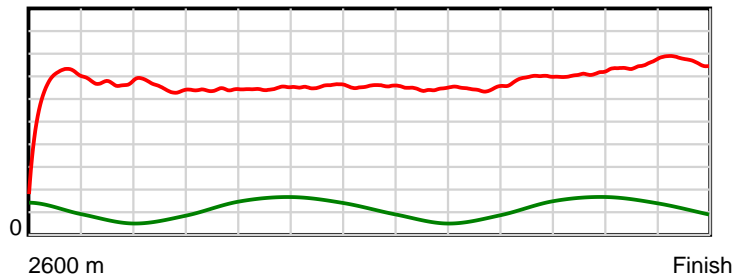
10 m Stride length



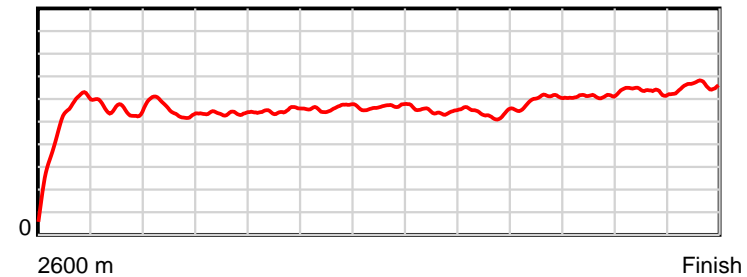
0.6 s Stride duration



20 m/sec Speed



100 % Stride efficiency



Note: Horizontal distance axis grid lines are 200m furlongs.

## Disclaimer.

HRNZ and NZMTC and Thoroughbred Ratings Pty Ltd accepts no responsibility for the completeness or accuracy of any of the information contained herein, and makes no representations about its suitability for any particular purpose. Users should make their own judgements about those matters and/or seek independent advice. You assume all risks associated with use of the data provided on this page.



# Race Results



September 30, 2022, Race 9, , Distance 2600m, Addington - Survey 3200m

Result	TAB no.	Horse (Barrier)	2600 to	2400m to
3rd	2	<b>Self Assured (3)</b>	<b>2400m</b>	<b>2200m</b>
		Position in running (margin)	-	5(2.6)
		Sectional time (s)	15.99	14.77
		Cumulative time (s)	193.73	177.74
		Speed (m/s)	12.51	13.54
		Stride length (m)	5.37	6.10
		Stride duration (s)	0.423	0.450
		Stride efficiency (%)	45.08	58.12
		Stride count	37.24	32.79

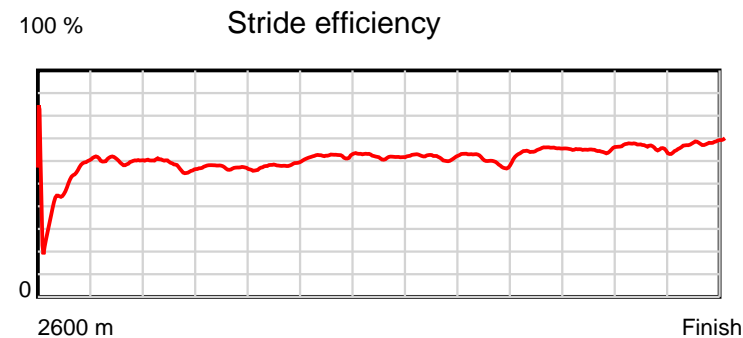
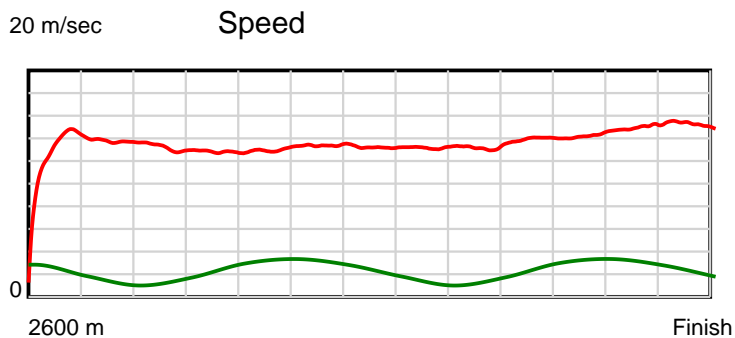
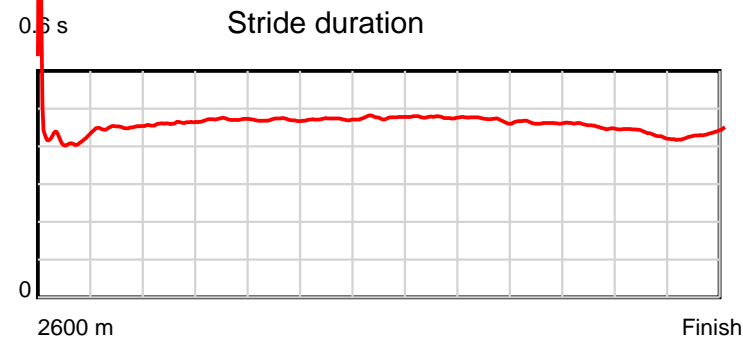
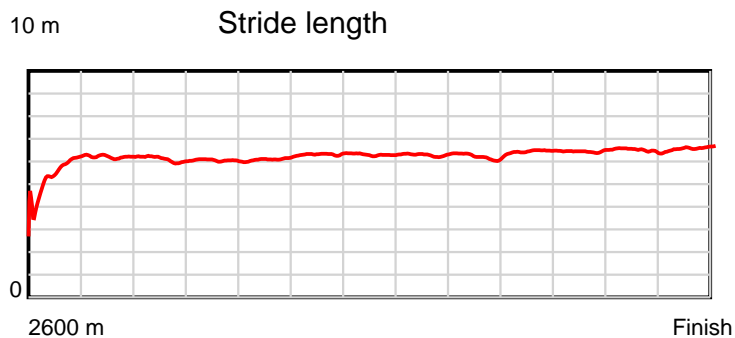
#### Disclaimer.

HRNZ and NZMTC and Thoroughbred Ratings Pty Ltd accepts no responsibility for the completeness or accuracy of any of the information contained herein, and makes no representations about its suitability for any particular purpose. Users should make their own judgements about those matters and/or seek independent advice. You assume all risks associated with use of the data provided on this page.

# Race Results

September 30, 2022, Race 9, , Distance 2600m, Addington - Survey 3200m

Result	TAB no.	Horse (Barrier)	2200m to	2000m to	1800m to	1600m to	1400m to	1200m to	1000m to	800m to	600m to	400m to	200m to	Total or	Margin
3rd	2	<b>Self Assured (3)</b>	<b>2000m</b>	<b>1800m</b>	<b>1600m</b>	<b>1400m</b>	<b>1200m</b>	<b>1000m</b>	<b>800m</b>	<b>600m</b>	<b>400m</b>	<b>200m</b>	<b>WP</b>	<b>Average</b>	
		Position in running (margin)	3(4.0)	4(4.0)	3(3.6)	4(4.4)	3(3.9)	3(3.7)	3(3.1)	3(2.1)	2(1.0)	2(1.3)	2(1.8)		1.10
		Sectional time (s)	15.43	15.56	15.71	15.15	15.15	15.44	15.45	14.27	14.21	13.40	13.20		
		Cumulative time (s)	162.97	147.54	131.98	116.27	101.12	85.97	70.53	55.08	40.81	26.60	13.20	3:13.73	
		Speed (m/s)	12.96	12.85	12.73	13.20	13.20	12.95	12.94	14.02	14.07	14.93	15.15	13.42	
		Stride length (m)	5.98	6.06	5.98	6.23	6.30	6.18	6.09	6.48	6.36	6.45	6.57	6.15	
		Stride duration (s)	0.461	0.472	0.470	0.472	0.477	0.477	0.471	0.463	0.452	0.432	0.434	0.458	
		Stride efficiency (%)	55.84	57.45	55.95	60.61	61.96	59.75	58.00	65.64	63.27	65.05	67.49	59.13	
		Stride count	33.46	32.99	33.43	32.11	31.76	32.34	32.83	30.86	31.43	31.00	30.43	422.67	



Note: Horizontal distance axis grid lines are 200m furlongs.

## Disclaimer.

HRNZ and NZMTC and Thoroughbred Ratings Pty Ltd accepts no responsibility for the completeness or accuracy of any of the information contained herein, and makes no representations about its suitability for any particular purpose. Users should make their own judgements about those matters and/or seek independent advice. You assume all risks associated with use of the data provided on this page.



# Race Results



September 30, 2022, Race 9, , Distance 2600m, Addington - Survey 3200m

Result	TAB no.	Horse (Barrier)	2600 to 2400m	2400m to 2200m
4th	1	<b>Heza Sport (2)</b>	<b>2400m</b>	<b>2200m</b>
		Position in running (margin)	-	2(0.2)
		Sectional time (s)	15.63	15.21
		Cumulative time (s)	193.84	178.21
		Speed (m/s)	12.80	13.15
		Stride length (m)	5.85	6.22
		Stride duration (s)	0.454	0.473
		Stride efficiency (%)	53.55	60.53
		Stride count	34.16	32.14

#### Disclaimer.

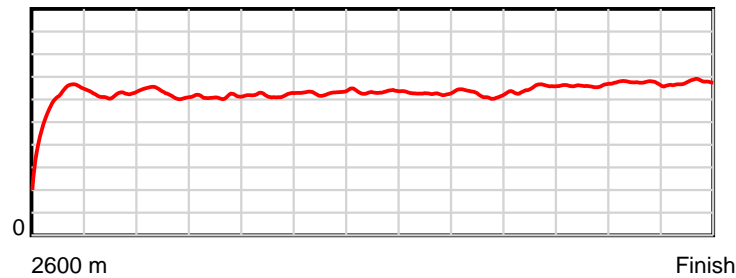
HRNZ and NZMTC and Thoroughbred Ratings Pty Ltd accepts no responsibility for the completeness or accuracy of any of the information contained herein, and makes no representations about its suitability for any particular purpose. Users should make their own judgements about those matters and/or seek independent advice. You assume all risks associated with use of the data provided on this page.

# Race Results

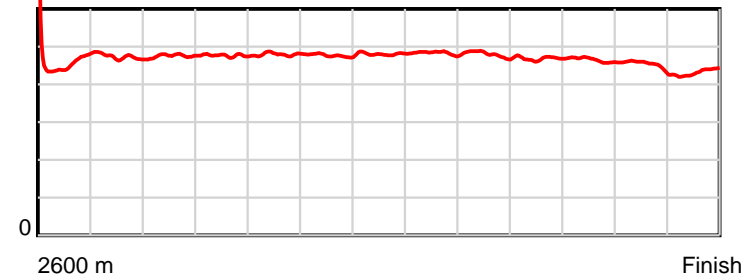
September 30, 2022, Race 9, , Distance 2600m, Addington - Survey 3200m

Result	TAB no.	Horse (Barrier)	2200m to	2000m to	1800m to	1600m to	1400m to	1200m to	1000m to	800m to	600m to	400m to	200m to	Total or	Margin
4th	1	<b>Heza Sport (2)</b>	<b>2000m</b>	<b>1800m</b>	<b>1600m</b>	<b>1400m</b>	<b>1200m</b>	<b>1000m</b>	<b>800m</b>	<b>600m</b>	<b>400m</b>	<b>200m</b>	<b>WP</b>	<b>Average</b>	
		Position in running (margin)	4(4.3)	3(3.7)	4(3.8)	3(3.9)	4(4.1)	4(4.4)	4(3.8)	4(3.2)	5(3.6)	5(3.4)	4(3.7)		1.70
		Sectional time (s)	15.32	15.63	15.60	15.27	15.24	15.43	15.52	14.52	14.14	13.35	12.98		
		Cumulative time (s)	163.00	147.68	132.05	116.45	101.18	85.94	70.51	54.99	40.47	26.33	12.98	3:13.84	
		Speed (m/s)	13.05	12.80	12.82	13.10	13.12	12.96	12.89	13.77	14.14	14.98	15.41	13.41	
		Stride length (m)	6.20	6.10	6.15	6.24	6.31	6.26	6.18	6.45	6.58	6.76	6.68	6.30	
		Stride duration (s)	0.475	0.477	0.480	0.476	0.481	0.483	0.480	0.469	0.465	0.451	0.434	0.470	
		Stride efficiency (%)	60.16	58.09	59.11	60.85	62.21	61.20	59.70	65.10	67.58	71.45	69.73	61.98	
		Stride count	32.23	32.80	32.52	32.05	31.70	31.96	32.36	30.99	30.41	29.58	29.94	412.84	

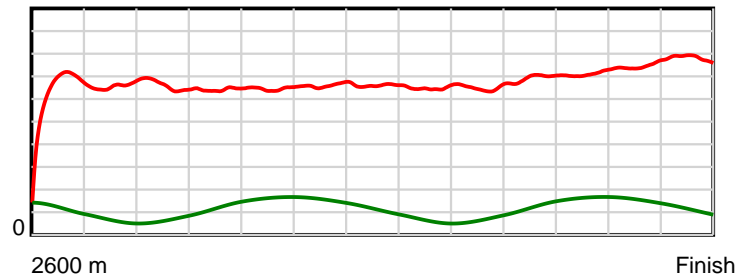
10 m Stride length



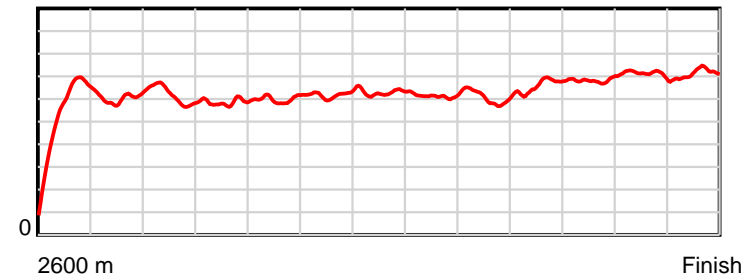
0.6 s Stride duration



20 m/sec Speed



100 % Stride efficiency



Note: Horizontal distance axis grid lines are 200m furlongs.

## Disclaimer.

HRNZ and NZMTC and Thoroughbred Ratings Pty Ltd accepts no responsibility for the completeness or accuracy of any of the information contained herein, and makes no representations about its suitability for any particular purpose. Users should make their own judgements about those matters and/or seek independent advice. You assume all risks associated with use of the data provided on this page.



# Race Results



September 30, 2022, Race 9, , Distance 2600m, Addington - Survey 3200m

Result	TAB no.	Horse (Barrier)	2600 to	2400m to
5th	8	South Coast Ar... (8)	2400m	2200m
		Position in running (margin)	-	8(5.5)
		Sectional time (s)	16.82	14.91
		Cumulative time (s)	193.97	177.15
		Speed (m/s)	11.89	13.41
		Stride length (m)	5.74	6.45
		Stride duration (s)	0.461	0.481
		Stride efficiency (%)	51.47	65.08
		Stride count	34.85	30.99

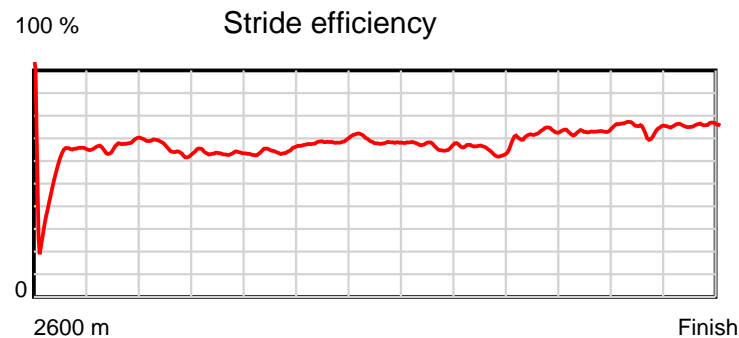
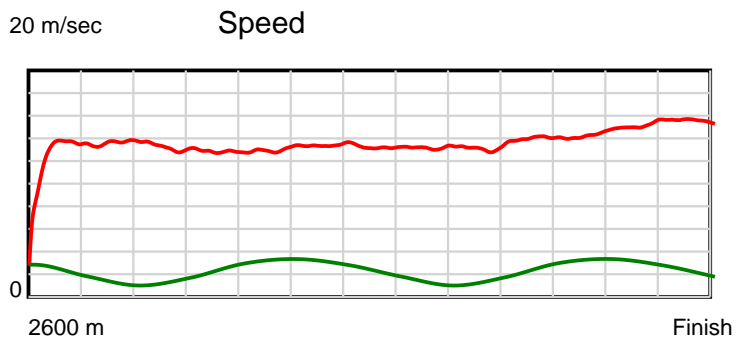
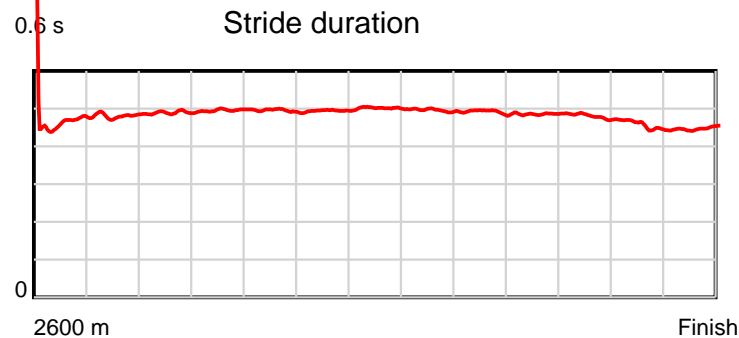
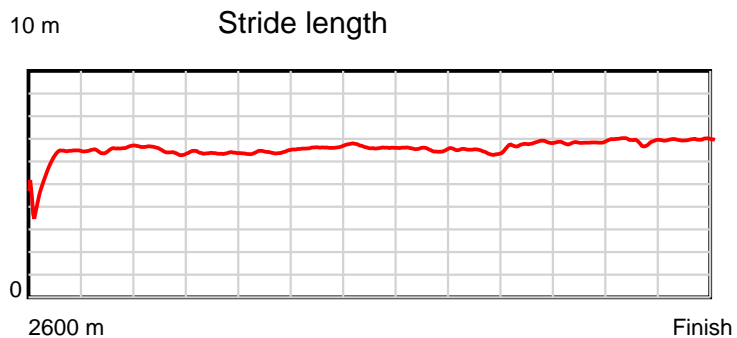
#### Disclaimer.

HRNZ and NZMTC and Thoroughbred Ratings Pty Ltd accepts no responsibility for the completeness or accuracy of any of the information contained herein, and makes no representations about its suitability for any particular purpose. Users should make their own judgements about those matters and/or seek independent advice. You assume all risks associated with use of the data provided on this page.

# Race Results

September 30, 2022, Race 9, , Distance 2600m, Addington - Survey 3200m

Result	TAB no.	Horse (Barrier)	2200m to	2000m to	1800m to	1600m to	1400m to	1200m to	1000m to	800m to	600m to	400m to	200m to	Total or	Margin
5th	8	South Coast Ar... (8)	2000m	1800m	1600m	1400m	1200m	1000m	800m	600m	400m	200m	WP	Average	
		Position in running (margin)	7(7.8)	7(7.7)	7(7.3)	7(8.3)	7(7.5)	7(7.7)	7(6.3)	7(5.4)	6(4.6)	6(4.7)	6(4.9)		2.40
		Sectional time (s)	15.41	15.55	15.75	15.10	15.23	15.30	15.46	14.32	14.18	13.34	12.60		
		Cumulative time (s)	162.24	146.83	131.28	115.53	100.43	85.20	69.90	54.44	40.12	25.94	12.60	3:13.97	
		Speed (m/s)	12.98	12.86	12.70	13.25	13.13	13.07	12.94	13.97	14.10	14.99	15.87	13.40	
		Stride length (m)	6.35	6.37	6.29	6.55	6.59	6.48	6.36	6.78	6.75	6.81	7.11	6.49	
		Stride duration (s)	0.489	0.496	0.495	0.494	0.502	0.496	0.491	0.486	0.478	0.454	0.448	0.484	
		Stride efficiency (%)	63.00	63.48	61.77	66.94	67.85	65.59	63.14	71.87	71.16	72.50	78.93	65.89	
		Stride count	31.50	31.38	31.81	30.56	30.35	30.87	31.46	29.49	29.64	29.36	28.14	400.40	



Note: Horizontal distance axis grid lines are 200m furlongs.

#### Disclaimer.

HRNZ and NZMTC and Thoroughbred Ratings Pty Ltd accepts no responsibility for the completeness or accuracy of any of the information contained herein, and makes no representations about its suitability for any particular purpose. Users should make their own judgements about those matters and/or seek independent advice. You assume all risks associated with use of the data provided on this page.



# Race Results



September 30, 2022, Race 9, , Distance 2600m, Addington - Survey 3200m

Result	TAB no.	Horse (Barrier)	2600 to	2400m to
6th	10	Macandrew Avia... (10)	2400m	2200m
		Position in running (margin)	-	9(8.2)
		Sectional time (s)	16.96	14.77
		Cumulative time (s)	194.01	177.05
		Speed (m/s)	11.79	13.54
		Stride length (m)	5.50	6.10
		Stride duration (s)	0.445	0.451
		Stride efficiency (%)	47.24	58.20
		Stride count	36.37	32.77

#### Disclaimer.

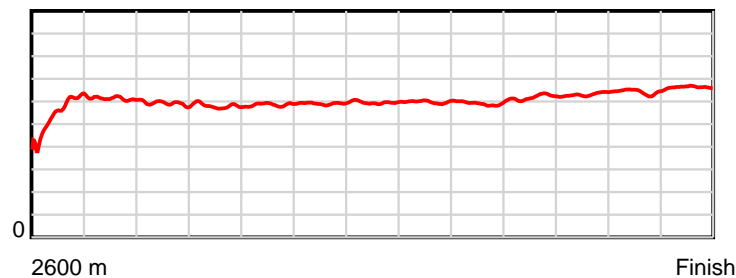
HRNZ and NZMTC and Thoroughbred Ratings Pty Ltd accepts no responsibility for the completeness or accuracy of any of the information contained herein, and makes no representations about its suitability for any particular purpose. Users should make their own judgements about those matters and/or seek independent advice. You assume all risks associated with use of the data provided on this page.

# Race Results

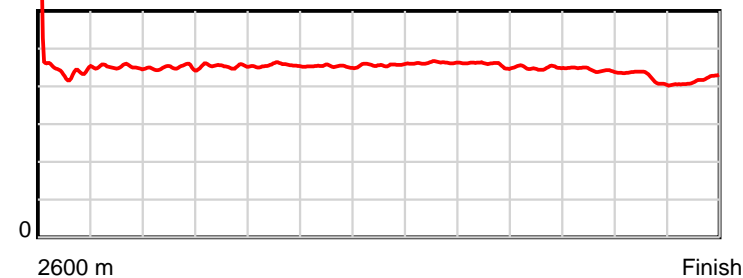
September 30, 2022, Race 9, , Distance 2600m, Addington - Survey 3200m

Result	TAB no.	Horse (Barrier)	2200m to	2000m to	1800m to	1600m to	1400m to	1200m to	1000m to	800m to	600m to	400m to	200m to	Total or	Margin
6th	10	Macandrew Avia... (10)	2000m	1800m	1600m	1400m	1200m	1000m	800m	600m	400m	200m	WP	Average	
		Position in running (margin)	9(9.6)	8(9.0)	8(8.8)	8(8.8)	8(8.1)	8(8.4)	9(8.2)	9(7.5)	9(7.3)	8(6.9)	8(6.2)		2.70
		Sectional time (s)	15.32	15.59	15.57	15.12	15.24	15.50	15.50	14.41	14.10	13.19	12.74		
		Cumulative time (s)	162.28	146.96	131.37	115.80	100.68	85.44	69.94	54.44	40.03	25.93	12.74	3:14.01	
		Speed (m/s)	13.05	12.83	12.85	13.23	13.12	12.90	12.90	13.88	14.18	15.16	15.70	13.40	
		Stride length (m)	5.87	5.82	5.85	5.99	6.00	5.96	5.91	6.23	6.29	6.43	6.56	6.03	
		Stride duration (s)	0.450	0.454	0.456	0.453	0.457	0.462	0.458	0.449	0.444	0.424	0.418	0.450	
		Stride efficiency (%)	53.86	53.01	53.53	56.05	56.19	55.59	54.50	60.75	61.92	64.69	67.16	56.79	
		Stride count	34.07	34.34	34.17	33.39	33.35	33.53	33.87	32.08	31.77	31.08	30.51	431.30	

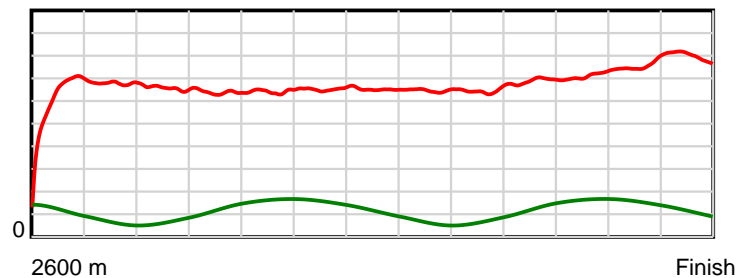
10 m Stride length



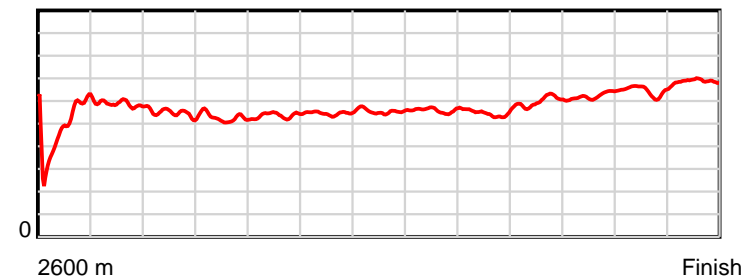
0.6 s Stride duration



20 m/sec Speed



100 % Stride efficiency



Note: Horizontal distance axis grid lines are 200m furlongs.

## Disclaimer.

HRNZ and NZMTC and Thoroughbred Ratings Pty Ltd accepts no responsibility for the completeness or accuracy of any of the information contained herein, and makes no representations about its suitability for any particular purpose. Users should make their own judgements about those matters and/or seek independent advice. You assume all risks associated with use of the data provided on this page.



# Race Results



September 30, 2022, Race 9, , Distance 2600m, Addington - Survey 3200m

Result	TAB no.	Horse (Barrier)	2600 to	2400m to
7th	4	Steel The Show (5)	2400m	2200m
		Position in running (margin)	-	3(2.1)
		Sectional time (s)	15.83	15.43
		Cumulative time (s)	194.07	178.24
		Speed (m/s)	12.63	12.96
		Stride length (m)	5.31	5.67
		Stride duration (s)	0.413	0.438
		Stride efficiency (%)	43.99	50.25
		Stride count	37.70	35.27

#### Disclaimer.

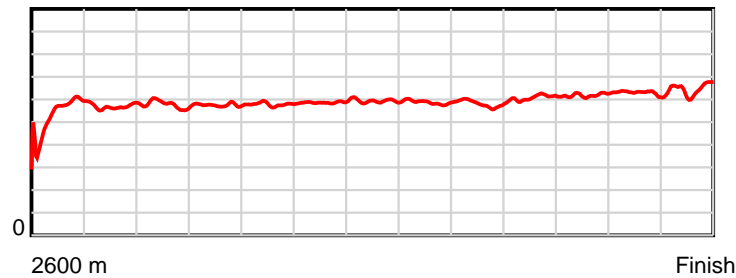
HRNZ and NZMTC and Thoroughbred Ratings Pty Ltd accepts no responsibility for the completeness or accuracy of any of the information contained herein, and makes no representations about its suitability for any particular purpose. Users should make their own judgements about those matters and/or seek independent advice. You assume all risks associated with use of the data provided on this page.

# Race Results

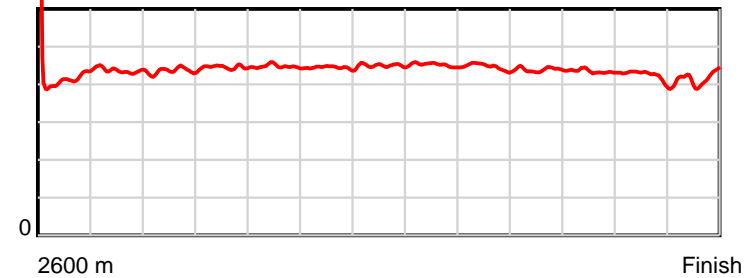
September 30, 2022, Race 9, , Distance 2600m, Addington - Survey 3200m

Result	TAB no.	Horse (Barrier)	2200m to	2000m to	1800m to	1600m to	1400m to	1200m to	1000m to	800m to	600m to	400m to	200m to	Total or	Margin
7th	4	Steel The Show (5)	2000m	1800m	1600m	1400m	1200m	1000m	800m	600m	400m	200m	WP	Average	
		Position in running (margin)	6(7.5)	6(6.4)	6(6.1)	6(6.4)	6(6.0)	6(6.3)	6(6.2)	6(5.4)	7(5.4)	7(5.0)	7(5.6)		3.00
		Sectional time (s)	15.23	15.57	15.63	15.18	15.24	15.52	15.47	14.46	14.10	13.40	13.01		
		Cumulative time (s)	162.81	147.58	132.01	116.38	101.20	85.96	70.44	54.97	40.51	26.41	13.01	3:14.07	
		Speed (m/s)	13.13	12.85	12.80	13.18	13.12	12.89	12.93	13.83	14.18	14.93	15.37	13.40	
		Stride length (m)	5.72	5.73	5.73	5.85	5.91	5.83	5.77	6.08	6.17	6.29	6.45	5.87	
		Stride duration (s)	0.435	0.446	0.447	0.444	0.450	0.452	0.446	0.439	0.435	0.422	0.419	0.438	
		Stride efficiency (%)	51.07	51.27	51.22	53.51	54.59	53.06	52.04	57.69	59.42	61.90	64.91	53.83	
		Stride count	34.99	34.92	34.93	34.18	33.84	34.32	34.66	32.92	32.43	31.78	31.03	442.97	

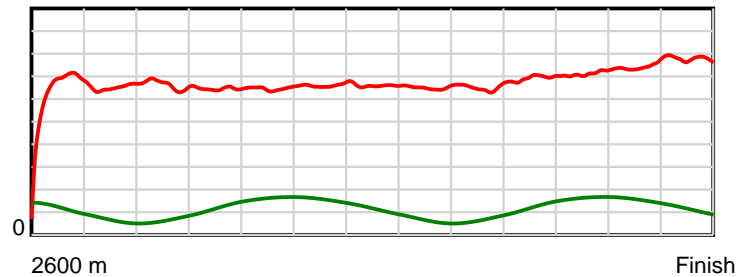
10 m Stride length



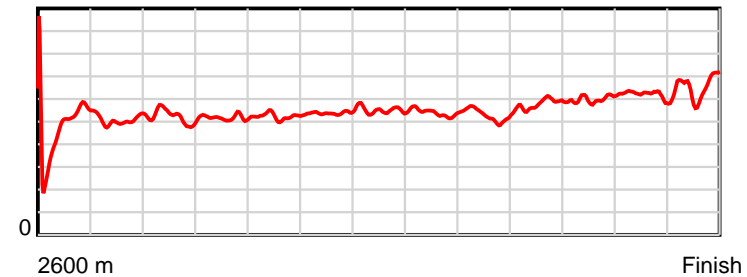
0.5 s Stride duration



20 m/sec Speed



100 % Stride efficiency



Note: Horizontal distance axis grid lines are 200m furlongs.

## Disclaimer.

HRNZ and NZMTC and Thoroughbred Ratings Pty Ltd accepts no responsibility for the completeness or accuracy of any of the information contained herein, and makes no representations about its suitability for any particular purpose. Users should make their own judgements about those matters and/or seek independent advice. You assume all risks associated with use of the data provided on this page.



# Race Results



September 30, 2022, Race 9, , Distance 2600m, Addington - Survey 3200m

Result	TAB no.	Horse (Barrier)	2600 to	2400m to
8th	6	<b>Got You Covere... (7)</b>	<b>2400m</b>	<b>2200m</b>
		Position in running (margin)	-	7(4.6)
		Sectional time (s)	16.53	14.77
		Cumulative time (s)	194.25	177.72
		Speed (m/s)	12.10	13.54
		Stride length (m)	5.34	6.01
		Stride duration (s)	0.429	0.444
		Stride efficiency (%)	44.55	56.52
		Stride count	37.46	33.25

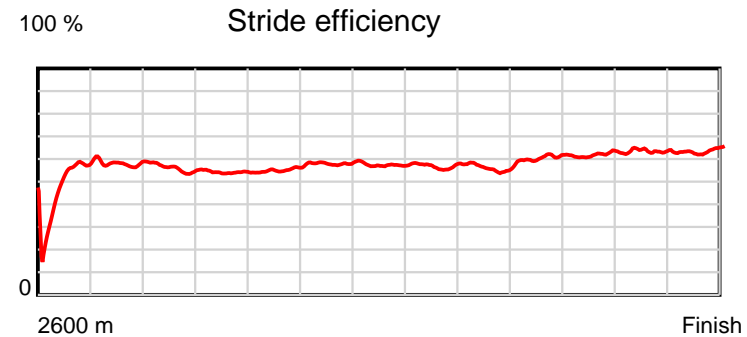
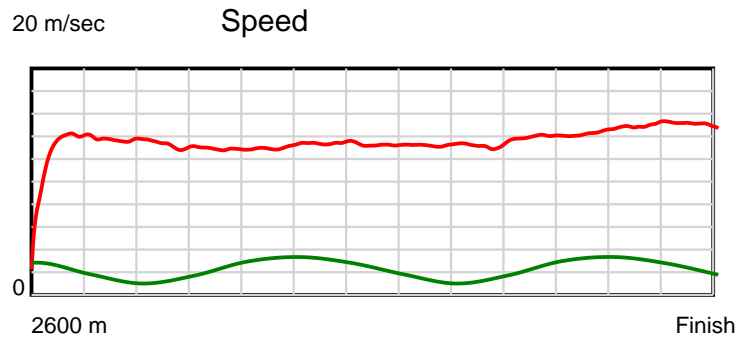
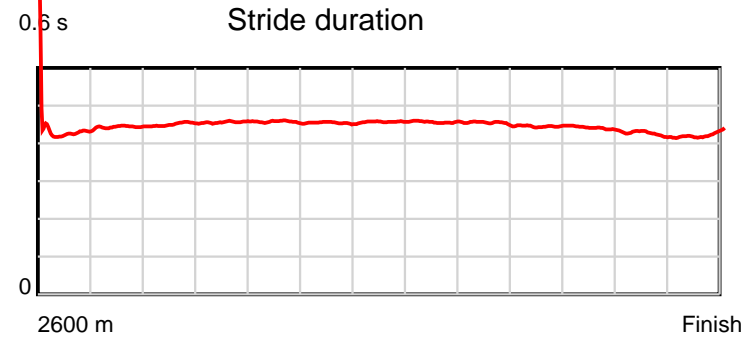
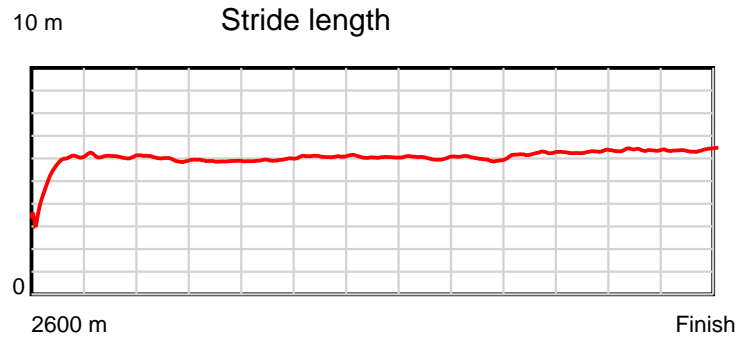
#### Disclaimer.

HRNZ and NZMTC and Thoroughbred Ratings Pty Ltd accepts no responsibility for the completeness or accuracy of any of the information contained herein, and makes no representations about its suitability for any particular purpose. Users should make their own judgements about those matters and/or seek independent advice. You assume all risks associated with use of the data provided on this page.

# Race Results

September 30, 2022, Race 9, , Distance 2600m, Addington - Survey 3200m

Result	TAB no.	Horse (Barrier)	2200m to	2000m to	1800m to	1600m to	1400m to	1200m to	1000m to	800m to	600m to	400m to	200m to	Total or	Margin
8th	6	Got You Covere... (7)	2000m	1800m	1600m	1400m	1200m	1000m	800m	600m	400m	200m	WP	Average	
		Position in running (margin)	5(6.0)	5(5.8)	5(5.4)	5(6.2)	5(5.8)	5(5.6)	5(4.6)	5(3.5)	4(2.7)	4(2.9)	5(4.1)		4.00
		Sectional time (s)	15.39	15.56	15.70	15.18	15.15	15.37	15.43	14.32	14.19	13.50	13.16		
		Cumulative time (s)	162.95	147.56	132.00	116.30	101.12	85.97	70.60	55.17	40.85	26.66	13.16	3:14.25	
		Speed (m/s)	13.00	12.85	12.74	13.18	13.20	13.01	12.96	13.97	14.09	14.81	15.20	13.38	
		Stride length (m)	5.86	5.87	5.82	5.99	6.04	5.94	5.88	6.22	6.20	6.28	6.45	5.98	
		Stride duration (s)	0.451	0.456	0.457	0.454	0.457	0.456	0.454	0.445	0.440	0.424	0.424	0.447	
		Stride efficiency (%)	53.61	53.77	52.96	55.98	56.96	55.08	54.09	60.44	59.99	61.68	64.98	55.86	
		Stride count	34.15	34.10	34.36	33.42	33.13	33.69	34.00	32.16	32.28	31.83	31.02	434.85	



Note: Horizontal distance axis grid lines are 200m furlongs.

#### Disclaimer.

HRNZ and NZMTC and Thoroughbred Ratings Pty Ltd accepts no responsibility for the completeness or accuracy of any of the information contained herein, and makes no representations about its suitability for any particular purpose. Users should make their own judgements about those matters and/or seek independent advice. You assume all risks associated with use of the data provided on this page.



# Race Results



September 30, 2022, Race 9, , Distance 2600m, Addington - Survey 3200m

Result	TAB no.	Horse (Barrier)	2600 to	2400m to
9th	9	<b>Smiffy's Terro... (9)</b>	<b>2400m</b>	<b>2200m</b>
		Position in running (margin)	-	6(4.2)
		Sectional time (s)	16.42	15.41
		Cumulative time (s)	194.61	178.19
		Speed (m/s)	12.18	12.98
		Stride length (m)	5.87	6.09
		Stride duration (s)	0.463	0.469
		Stride efficiency (%)	53.77	57.89
		Stride count	34.09	32.86

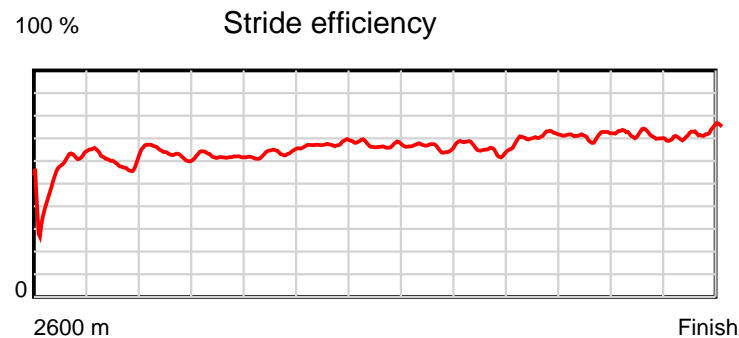
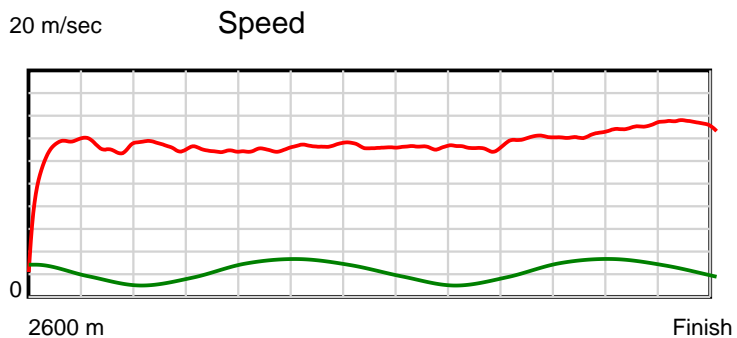
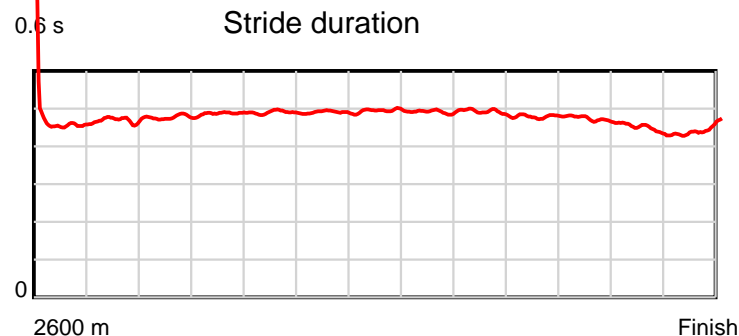
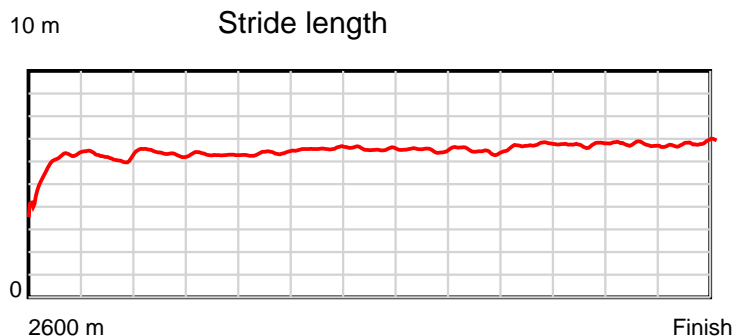
#### Disclaimer.

HRNZ and NZMTC and Thoroughbred Ratings Pty Ltd accepts no responsibility for the completeness or accuracy of any of the information contained herein, and makes no representations about its suitability for any particular purpose. Users should make their own judgements about those matters and/or seek independent advice. You assume all risks associated with use of the data provided on this page.

# Race Results

September 30, 2022, Race 9, , Distance 2600m, Addington - Survey 3200m

Result	TAB no.	Horse (Barrier)	2200m to	2000m to	1800m to	1600m to	1400m to	1200m to	1000m to	800m to	600m to	400m to	200m to	Total or	Margin
9th	9	<b>Smiffy's Terro... (9)</b>	<b>2000m</b>	<b>1800m</b>	<b>1600m</b>	<b>1400m</b>	<b>1200m</b>	<b>1000m</b>	<b>800m</b>	<b>600m</b>	<b>400m</b>	<b>200m</b>	<b>WP</b>	<b>Average</b>	
		Position in running (margin)	8(9.5)	9(9.8)	9(9.3)	10(10.9)	9(9.6)	9(9.4)	8(7.5)	8(7.3)	8(6.1)	9(7.0)	9(7.1)		5.90
		Sectional time (s)	15.48	15.53	15.84	15.03	15.15	15.22	15.59	14.26	14.31	13.32	13.05		
		Cumulative time (s)	162.78	147.30	131.77	115.93	100.90	85.75	70.53	54.94	40.68	26.37	13.05	3:14.61	
		Speed (m/s)	12.92	12.88	12.63	13.31	13.20	13.14	12.83	14.03	13.98	15.02	15.33	13.36	
		Stride length (m)	6.16	6.28	6.19	6.52	6.54	6.47	6.29	6.73	6.59	6.69	6.83	6.39	
		Stride duration (s)	0.477	0.488	0.490	0.490	0.495	0.492	0.490	0.479	0.472	0.446	0.446	0.478	
		Stride efficiency (%)	59.39	61.66	59.81	66.46	66.84	65.33	61.78	70.69	67.84	69.98	72.90	63.83	
		Stride count	32.44	31.84	32.33	30.67	30.58	30.93	31.81	29.74	30.35	29.89	29.28	406.81	



Note: Horizontal distance axis grid lines are 200m furlongs.

#### Disclaimer.

HRNZ and NZMTC and Thoroughbred Ratings Pty Ltd accepts no responsibility for the completeness or accuracy of any of the information contained herein, and makes no representations about its suitability for any particular purpose. Users should make their own judgements about those matters and/or seek independent advice. You assume all risks associated with use of the data provided on this page.



# Race Results



September 30, 2022, Race 9, , Distance 2600m, Addington - Survey 3200m

Result	TAB no.	Horse (Barrier)	2600 to	2400m to
10th	11	Tommy Waterhou... (1)	2400m	2200m
		Position in running (margin)	-	11(14.7)
		Sectional time (s)	18.07	14.06
		Cumulative time (s)	194.82	176.75
		Speed (m/s)	11.07	14.22
		Stride length (m)	5.58	6.27
		Stride duration (s)	0.431	0.441
		Stride efficiency (%)	48.69	61.52
		Stride count	35.83	31.88

#### Disclaimer.

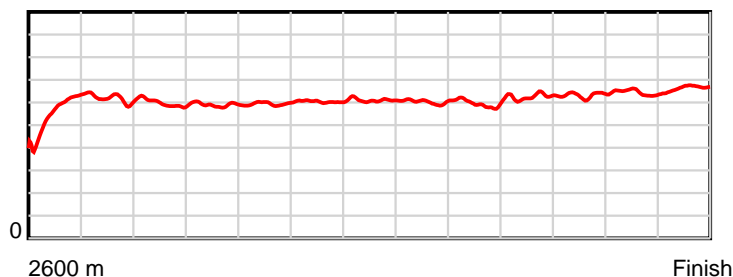
HRNZ and NZMTC and Thoroughbred Ratings Pty Ltd accepts no responsibility for the completeness or accuracy of any of the information contained herein, and makes no representations about its suitability for any particular purpose. Users should make their own judgements about those matters and/or seek independent advice. You assume all risks associated with use of the data provided on this page.

# Race Results

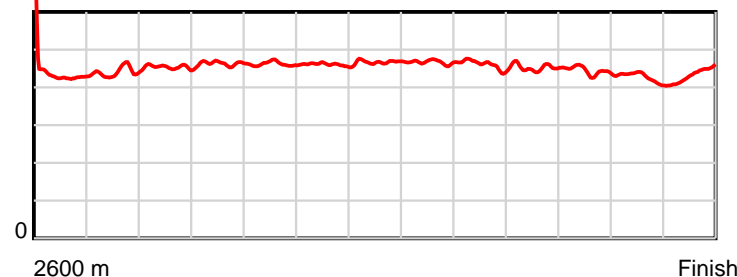
September 30, 2022, Race 9, , Distance 2600m, Addington - Survey 3200m

Result	TAB no.	Horse (Barrier)	2200m to	2000m to	1800m to	1600m to	1400m to	1200m to	1000m to	800m to	600m to	400m to	200m to	Total or	Margin
10th	11	<b>Tommy Waterhou... (1)</b>	<b>2000m</b>	<b>1800m</b>	<b>1600m</b>	<b>1400m</b>	<b>1200m</b>	<b>1000m</b>	<b>800m</b>	<b>600m</b>	<b>400m</b>	<b>200m</b>	<b>WP</b>	<b>Average</b>	
		Position in running (margin)	10(11.9)	10(10.1)	10(9.8)	9(10.3)	10(10.2)	10(10.6)	10(9.6)	10(8.9)	11(8.9)	11(8.6)	10(8.5)		7.10
		Sectional time (s)	15.12	15.57	15.65	15.22	15.26	15.37	15.49	14.46	14.12	13.28	13.15		
		Cumulative time (s)	162.69	147.57	132.00	116.35	101.13	85.87	70.50	55.01	40.55	26.43	13.15	3:14.82	
		Speed (m/s)	13.23	12.85	12.78	13.14	13.11	13.01	12.91	13.83	14.16	15.06	15.21	13.35	
		Stride length (m)	6.00	5.95	5.90	6.05	6.12	6.08	5.94	6.27	6.28	6.41	6.62	6.10	
		Stride duration (s)	0.454	0.463	0.462	0.460	0.467	0.467	0.460	0.453	0.444	0.426	0.435	0.457	
		Stride efficiency (%)	56.29	55.25	54.41	57.13	58.55	57.68	55.08	61.39	61.69	64.29	68.54	58.20	
		Stride count	33.32	33.63	33.89	33.08	32.67	32.92	33.69	31.91	31.83	31.18	30.20	426.03	

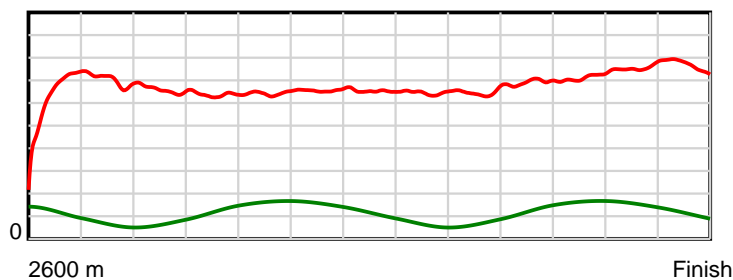
10 m Stride length



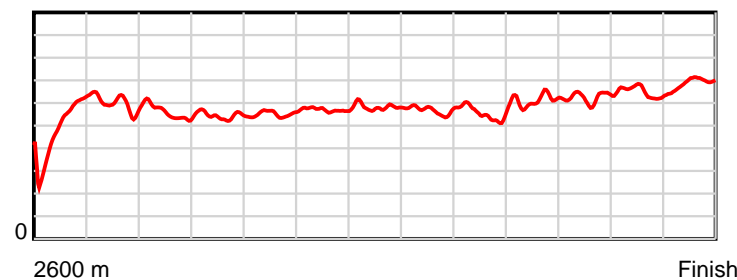
0.6 s Stride duration



20 m/sec Speed



100 % Stride efficiency



Note: Horizontal distance axis grid lines are 200m furlongs.

## Disclaimer.

HRNZ and NZMTC and Thoroughbred Ratings Pty Ltd accepts no responsibility for the completeness or accuracy of any of the information contained herein, and makes no representations about its suitability for any particular purpose. Users should make their own judgements about those matters and/or seek independent advice. You assume all risks associated with use of the data provided on this page.



# Race Results



September 30, 2022, Race 9, , Distance 2600m, Addington - Survey 3200m

Result	TAB no.	Horse (Barrier)	2600 to	2400m to
11th	12	<b>The Falcon (0)</b>	<b>2400m</b>	<b>2200m</b>
		Position in running (margin)	-	10(11.6)
		Sectional time (s)	17.55	14.73
		Cumulative time (s)	195.12	177.57
		Speed (m/s)	11.40	13.58
		Stride length (m)	5.76	6.30
		Stride duration (s)	0.452	0.464
		Stride efficiency (%)	51.77	61.99
		Stride count	34.75	31.75

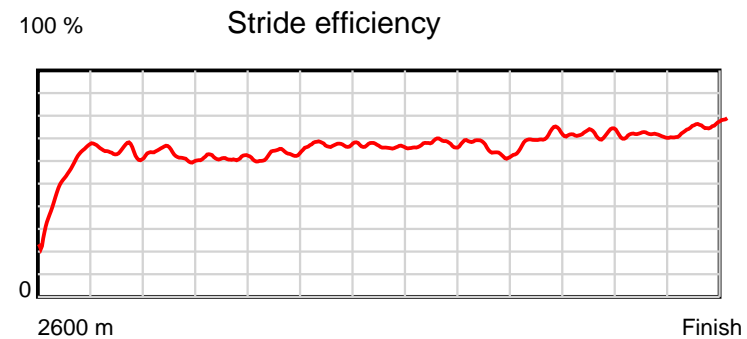
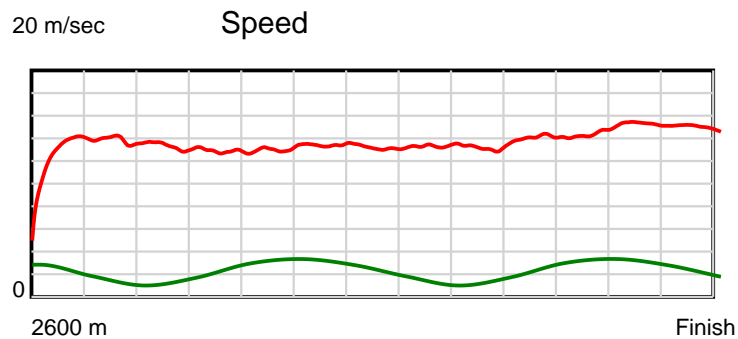
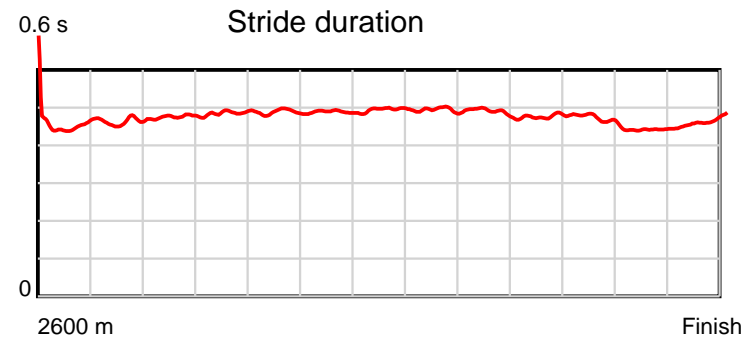
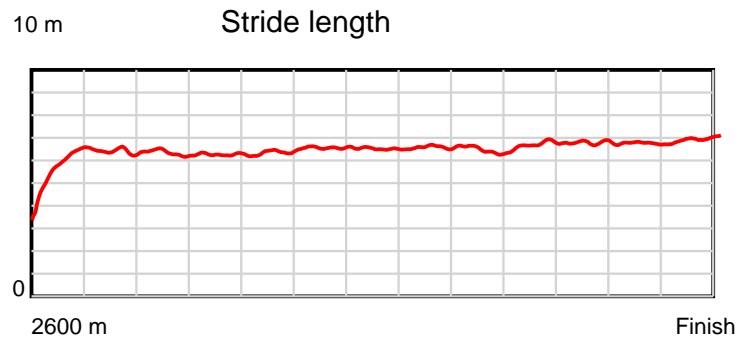
#### Disclaimer.

HRNZ and NZMTC and Thoroughbred Ratings Pty Ltd accepts no responsibility for the completeness or accuracy of any of the information contained herein, and makes no representations about its suitability for any particular purpose. Users should make their own judgements about those matters and/or seek independent advice. You assume all risks associated with use of the data provided on this page.

# Race Results

September 30, 2022, Race 9, , Distance 2600m, Addington - Survey 3200m

Result	TAB no.	Horse (Barrier)	2200m to	2000m to	1800m to	1600m to	1400m to	1200m to	1000m to	800m to	600m to	400m to	200m to	Total or	Margin
11th	12	<b>The Falcon (0)</b>	<b>2000m</b>	<b>1800m</b>	<b>1600m</b>	<b>1400m</b>	<b>1200m</b>	<b>1000m</b>	<b>800m</b>	<b>600m</b>	<b>400m</b>	<b>200m</b>	<b>WP</b>	<b>Average</b>	
		Position in running (margin)	11(12.7)	11(12.0)	11(11.1)	11(12.3)	11(12.0)	11(11.7)	11(10.3)	11(9.2)	10(7.8)	10(8.5)	11(9.0)		8.80
		Sectional time (s)	15.31	15.47	15.77	15.20	15.14	15.30	15.42	14.24	14.27	13.40	13.32		
		Cumulative time (s)	162.84	147.53	132.06	116.29	101.09	85.95	70.65	55.23	40.99	26.72	13.32	3:15.12	
		Speed (m/s)	13.06	12.93	12.68	13.16	13.21	13.07	12.97	14.04	14.02	14.93	15.02	13.33	
		Stride length (m)	6.21	6.28	6.19	6.44	6.54	6.45	6.33	6.70	6.57	6.60	7.00	6.40	
		Stride duration (s)	0.476	0.486	0.488	0.489	0.495	0.494	0.488	0.477	0.469	0.442	0.466	0.480	
		Stride efficiency (%)	60.35	61.67	59.82	64.74	66.94	65.09	62.71	70.22	67.53	68.09	76.56	64.03	
		Stride count	32.18	31.84	32.33	31.07	30.56	30.99	31.57	29.83	30.42	30.30	28.57	406.16	



Note: Horizontal distance axis grid lines are 200m furlongs.

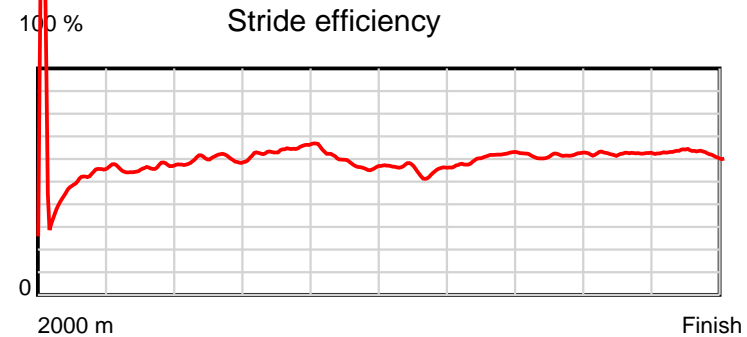
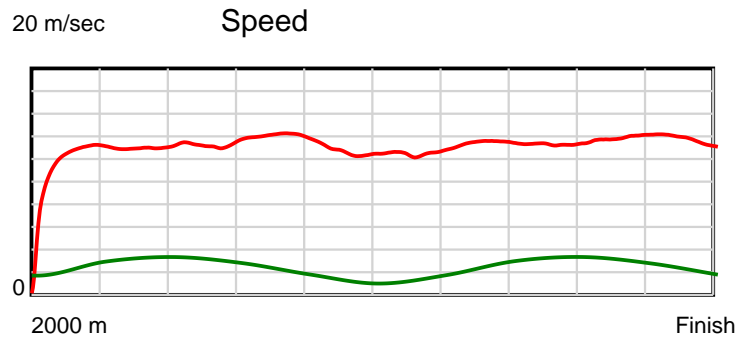
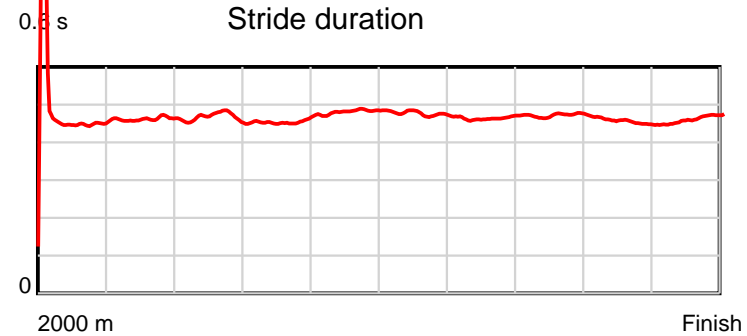
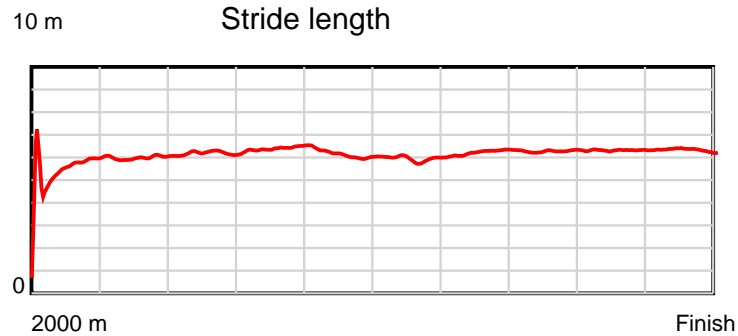
#### Disclaimer.

HRNZ and NZMTC and Thoroughbred Ratings Pty Ltd accepts no responsibility for the completeness or accuracy of any of the information contained herein, and makes no representations about its suitability for any particular purpose. Users should make their own judgements about those matters and/or seek independent advice. You assume all risks associated with use of the data provided on this page.

# Race Results

September 30, 2022, Race 10, AVON CITY FORD TROT, Distance 2000m, Addington - Survey 3200m

Result	TAB no.	Horse (Barrier)	2000 to	1800m to	1600m to	1400m to	1200m to	1000m to	800m to	600m to	400m to	200m to	Total or	Margin
1st	11	Ti Amo Belle (11)	1800m	1600m	1400m	1200m	1000m	800m	600m	400m	200m	WP	Average	
		Position in running (margin)	-	4(1.9)	6(7.5)	5(5.0)	1(0.0)	1(0.0)	1(0.0)	1(0.0)	1(0.0)	1(0.0)		0.00
		Sectional time (s)	17.28	16.00	15.45	14.21	15.64	15.88	14.92	15.25	14.47	14.59		
		Cumulative time (s)	153.69	136.41	120.41	104.96	90.75	75.11	59.23	44.31	29.06	14.59	2:33.69	
		Speed (m/s)	11.57	12.50	12.94	14.07	12.79	12.59	13.40	13.11	13.82	13.71	13.01	
		Stride length (m)	5.52	5.78	6.02	6.43	6.16	5.99	6.22	6.18	6.29	6.35	6.08	
		Stride duration (s)	0.477	0.462	0.465	0.456	0.482	0.476	0.464	0.471	0.455	0.463	0.467	
		Stride efficiency (%)	47.66	52.13	56.70	64.52	59.37	56.09	60.50	59.71	61.88	63.01	57.83	
		Stride count	36.21	34.63	33.20	31.13	32.45	33.38	32.14	32.36	31.78	31.49	328.77	



Note: Horizontal distance axis grid lines are 200m furlongs.

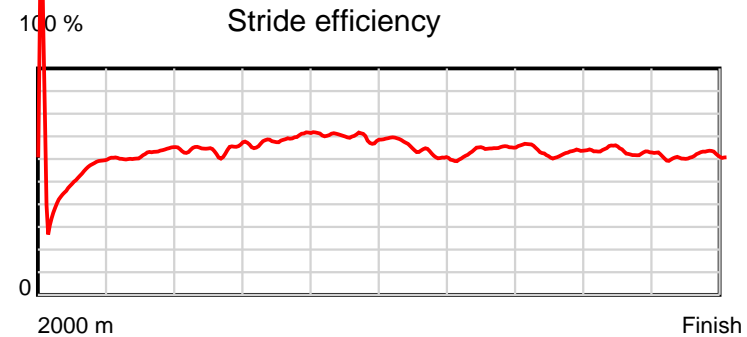
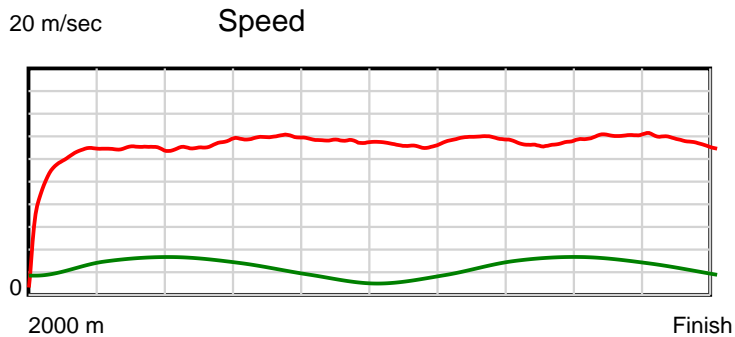
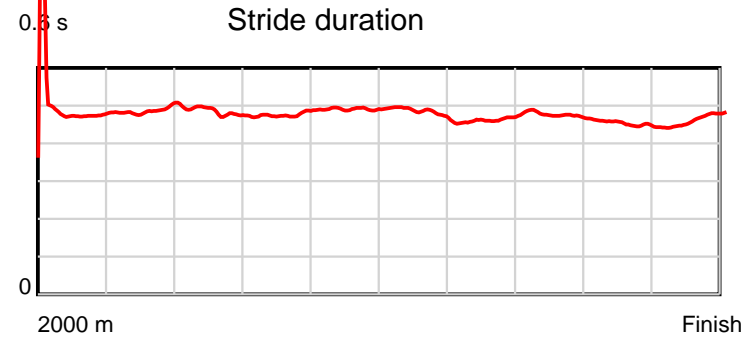
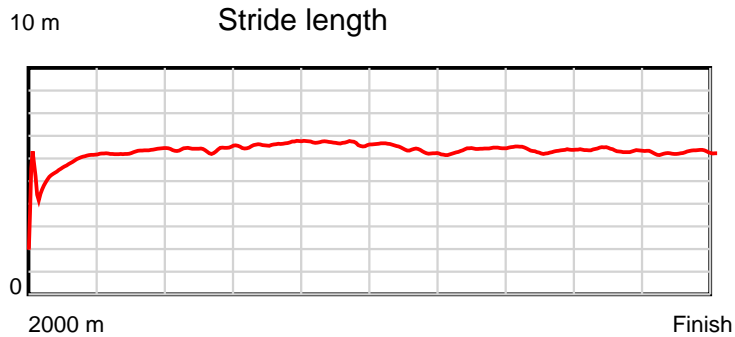
**Disclaimer.**

HRNZ and NZMTC and Thoroughbred Ratings Pty Ltd accepts no responsibility for the completeness or accuracy of any of the information contained herein, and makes no representations about its suitability for any particular purpose. Users should make their own judgements about those matters and/or seek independent advice. You assume all risks associated with use of the data provided on this page.

# Race Results

September 30, 2022, Race 10, AVON CITY FORD TROT, Distance 2000m, Addington - Survey 3200m

Result	TAB no.	Horse (Barrier)	2000 to 1800m	1800m to 1600m	1600m to 1400m	1400m to 1200m	1200m to 1000m	1000m to 800m	800m to 600m	600m to 400m	400m to 200m	200m to WP	Total or Average	Margin
2nd	4	Wy Fi (5)												
		Position in running (margin)	-	12(10.3)	12(13.5)	11(11.2)	8(7.3)	6(4.5)	3(2.4)	2(0.3)	2(0.5)	2(0.6)		2.10
		Sectional time (s)	18.87	15.60	15.48	14.38	15.17	15.55	14.56	15.27	14.49	14.70		
		Cumulative time (s)	154.07	135.20	119.60	104.12	89.74	74.57	59.02	44.46	29.19	14.70	2:34.07	
		Speed (m/s)	10.60	12.82	12.92	13.91	13.18	12.86	13.74	13.10	13.80	13.61	12.98	
		Stride length (m)	5.46	6.24	6.26	6.62	6.47	6.20	6.37	6.21	6.23	6.31	6.22	
		Stride duration (s)	0.485	0.487	0.485	0.476	0.491	0.482	0.464	0.474	0.451	0.464	0.479	
		Stride efficiency (%)	46.62	60.94	61.24	68.46	65.38	60.01	63.46	60.31	60.59	62.31	60.52	
		Stride count	36.61	32.03	31.95	30.22	30.92	32.28	31.38	32.19	32.12	31.67	321.37	



Note: Horizontal distance axis grid lines are 200m furlongs.

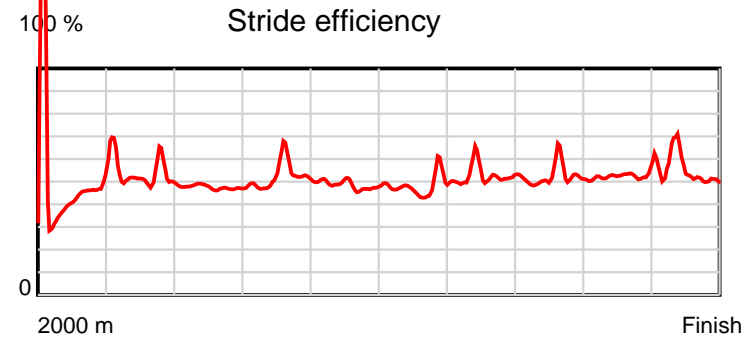
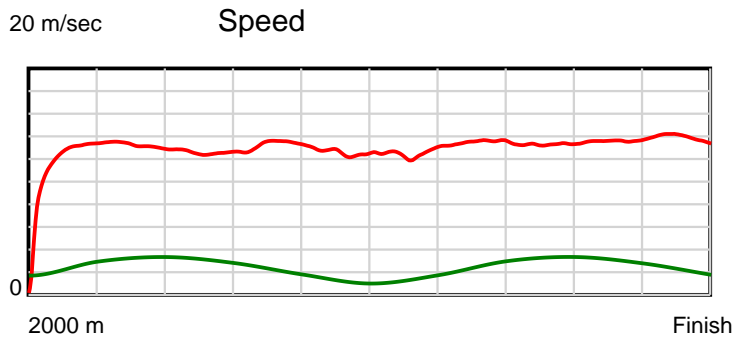
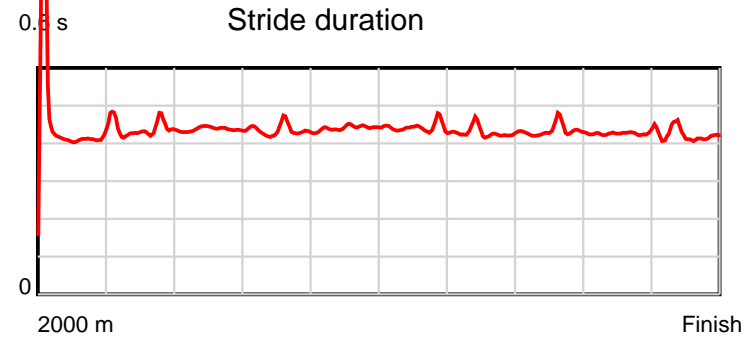
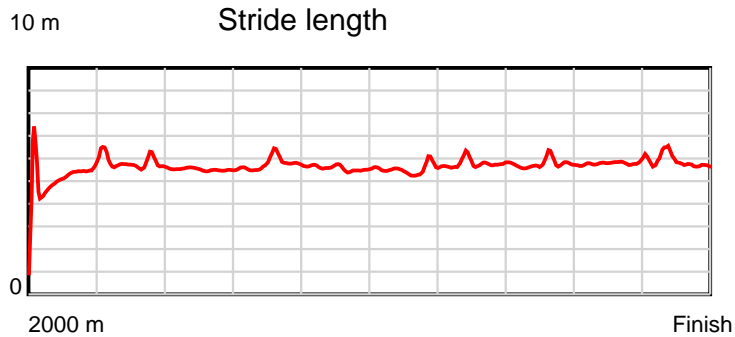
**Disclaimer.**

HRNZ and NZMTC and Thoroughbred Ratings Pty Ltd accepts no responsibility for the completeness or accuracy of any of the information contained herein, and makes no representations about its suitability for any particular purpose. Users should make their own judgements about those matters and/or seek independent advice. You assume all risks associated with use of the data provided on this page.

# Race Results

September 30, 2022, Race 10, AVON CITY FORD TROT, Distance 2000m, Addington - Survey 3200m

Result	TAB no.	Horse (Barrier)	2000 to 1800m	1800m to 1600m	1600m to 1400m	1400m to 1200m	1200m to 1000m	1000m to 800m	800m to 600m	600m to 400m	400m to 200m	200m to WP	Total or Average	Margin
3rd	1	Show The Way (3)												
		Position in running (margin)	-	2(1.3)	2(1.4)	2(2.2)	3(2.8)	5(4.2)	6(5.0)	6(4.4)	5(3.3)	4(5.0)		3.40
		Sectional time (s)	17.21	15.08	15.99	15.15	15.88	16.01	14.82	15.08	14.74	14.36		
		Cumulative time (s)	154.32	137.11	122.03	106.04	90.89	75.01	59.00	44.18	29.10	14.36	2:34.32	
		Speed (m/s)	11.62	13.26	12.51	13.20	12.59	12.49	13.50	13.26	13.57	13.93	12.96	
		Stride length (m)	5.16	5.71	5.47	5.71	5.56	5.48	5.75	5.71	5.78	5.77	5.60	
		Stride duration (s)	0.443	0.431	0.437	0.432	0.441	0.439	0.426	0.430	0.426	0.415	0.432	
		Stride efficiency (%)	41.68	51.00	46.69	50.94	48.27	46.99	51.63	50.88	52.14	52.07	49.07	
		Stride count	38.72	35.01	36.59	35.03	35.98	36.47	34.79	35.05	34.63	34.65	356.92	



Note: Horizontal distance axis grid lines are 200m furlongs.

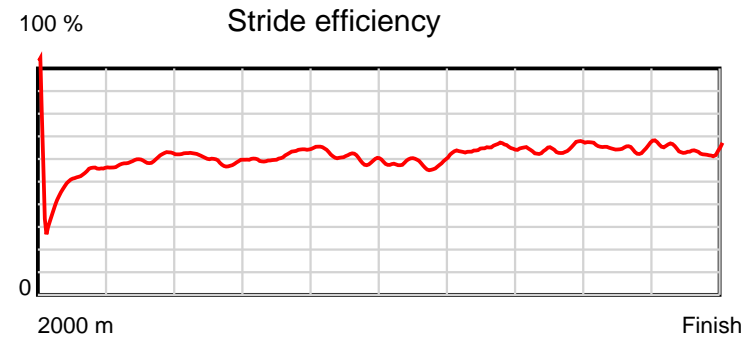
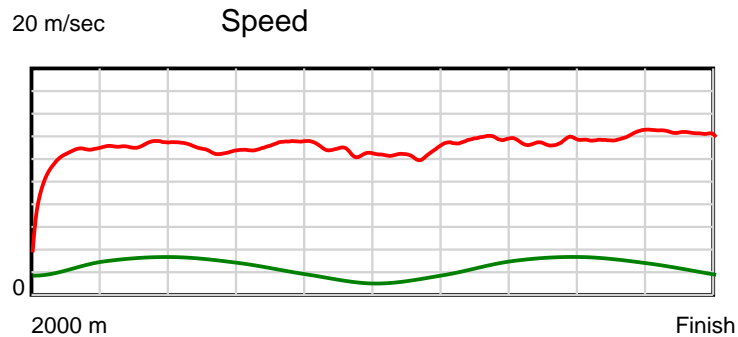
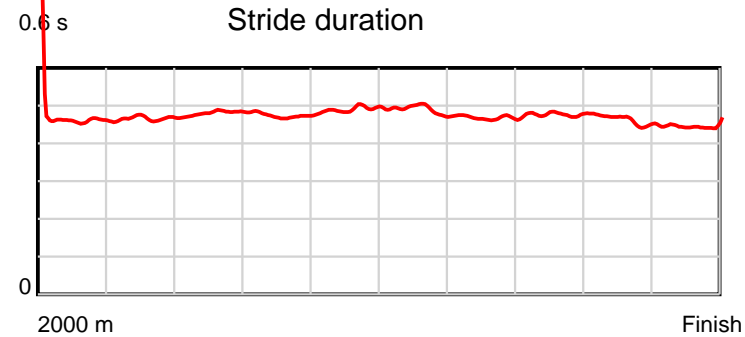
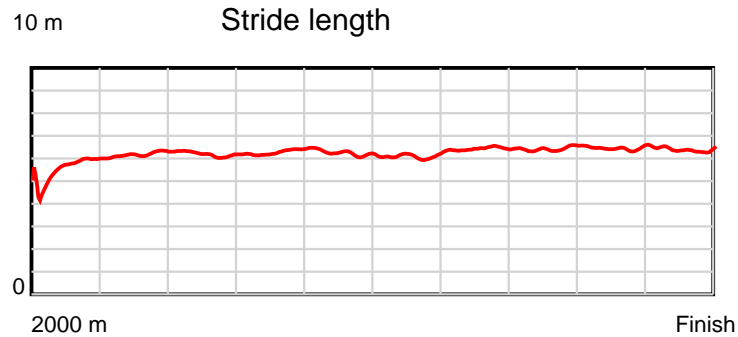
**Disclaimer.**

HRNZ and NZMTC and Thoroughbred Ratings Pty Ltd accepts no responsibility for the completeness or accuracy of any of the information contained herein, and makes no representations about its suitability for any particular purpose. Users should make their own judgements about those matters and/or seek independent advice. You assume all risks associated with use of the data provided on this page.

# Race Results

September 30, 2022, Race 10, AVON CITY FORD TROT, Distance 2000m, Addington - Survey 3200m

Result	TAB no.	Horse (Barrier)	2000 to	1800m to	1600m to	1400m to	1200m to	1000m to	800m to	600m to	400m to	200m to	Total or	Margin
4th	16	Palisade (2)	1800m	1600m	1400m	1200m	1000m	800m	600m	400m	200m	WP	Average	
		Position in running (margin)	-	10(7.2)	8(8.6)	7(7.3)	9(7.5)	10(9.1)	10(8.6)	10(7.6)	10(8.1)	7(7.3)		3.70
		Sectional time (s)	18.09	15.30	15.65	15.08	15.90	15.80	14.75	15.34	14.34	14.11		
		Cumulative time (s)	154.36	136.27	120.97	105.32	90.24	74.34	58.54	43.79	28.45	14.11	2:34.36	
		Speed (m/s)	11.05	13.07	12.78	13.26	12.58	12.66	13.56	13.04	13.95	14.17	12.96	
		Stride length (m)	5.53	6.09	6.14	6.28	6.17	6.19	6.34	6.22	6.44	6.35	6.17	
		Stride duration (s)	0.463	0.466	0.481	0.474	0.491	0.489	0.468	0.477	0.462	0.448	0.476	
		Stride efficiency (%)	47.76	57.96	58.94	61.69	59.51	59.95	62.88	60.44	64.86	62.99	59.42	
		Stride count	36.18	32.84	32.56	31.83	32.41	32.29	31.53	32.16	31.04	31.50	324.34	



Note: Horizontal distance axis grid lines are 200m furlongs.

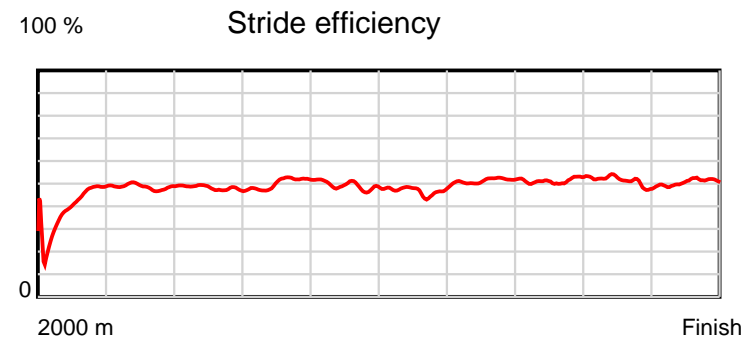
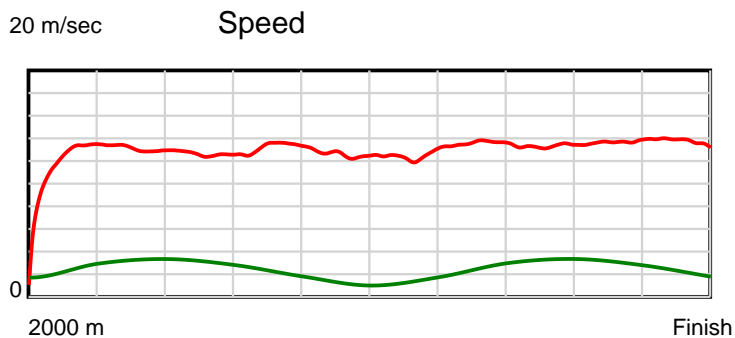
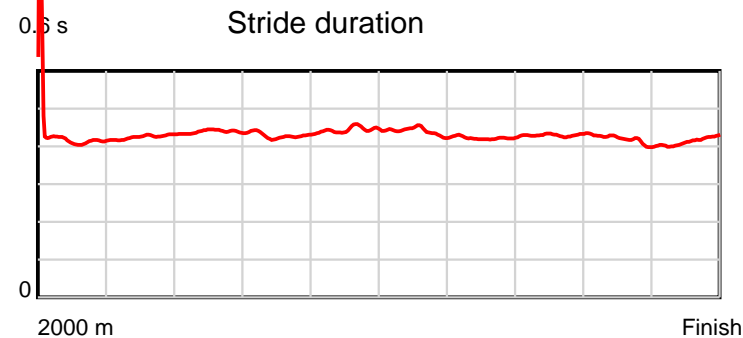
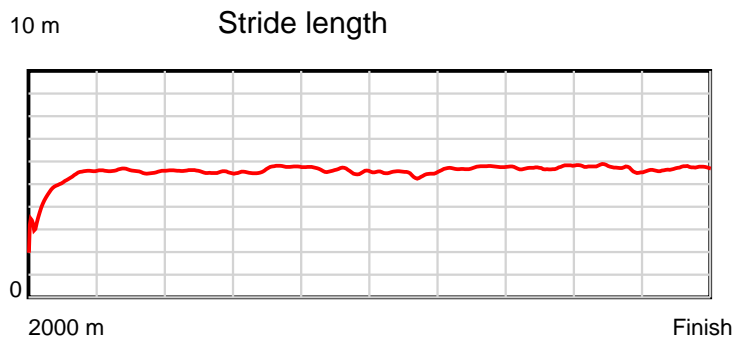
#### Disclaimer.

HRNZ and NZMTC and Thoroughbred Ratings Pty Ltd accepts no responsibility for the completeness or accuracy of any of the information contained herein, and makes no representations about its suitability for any particular purpose. Users should make their own judgements about those matters and/or seek independent advice. You assume all risks associated with use of the data provided on this page.

# Race Results

September 30, 2022, Race 10, AVON CITY FORD TROT, Distance 2000m, Addington - Survey 3200m

Result	TAB no.	Horse (Barrier)	2000 to 1800m	1800m to 1600m	1600m to 1400m	1400m to 1200m	1200m to 1000m	1000m to 800m	800m to 600m	600m to 400m	400m to 200m	200m to WP	Total or Average	Margin
5th	2	Cashem (4)												
		Position in running (margin)	-	6(2.4)	3(4.3)	4(4.4)	5(4.8)	8(6.0)	8(7.0)	8(6.3)	7(5.4)	6(6.7)		6.00
		Sectional time (s)	17.45	15.38	15.88	15.12	15.83	16.05	14.80	15.10	14.68	14.49		
		Cumulative time (s)	154.78	137.33	121.95	106.07	90.95	75.12	59.07	44.27	29.17	14.49	2:34.78	
		Speed (m/s)	11.46	13.00	12.59	13.23	12.63	12.46	13.51	13.25	13.62	13.80	12.92	
		Stride length (m)	4.85	5.53	5.53	5.68	5.61	5.48	5.71	5.70	5.69	5.72	5.54	
		Stride duration (s)	0.418	0.425	0.439	0.429	0.444	0.440	0.422	0.430	0.417	0.415	0.428	
		Stride efficiency (%)	36.78	47.84	47.71	50.33	49.18	46.88	50.92	50.69	50.52	51.17	47.90	
		Stride count	41.23	36.15	36.20	35.24	35.65	36.51	35.04	35.11	35.17	34.95	361.25	



Note: Horizontal distance axis grid lines are 200m furlongs.

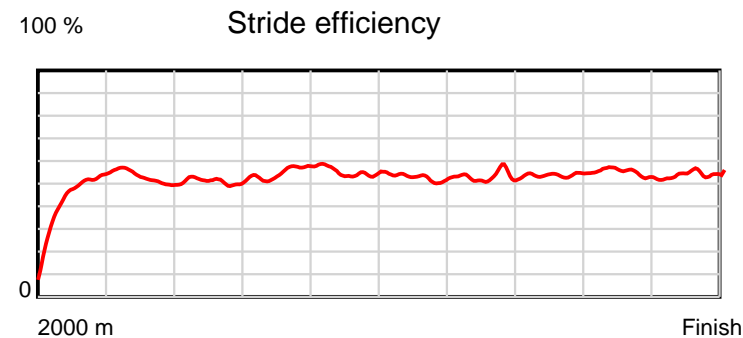
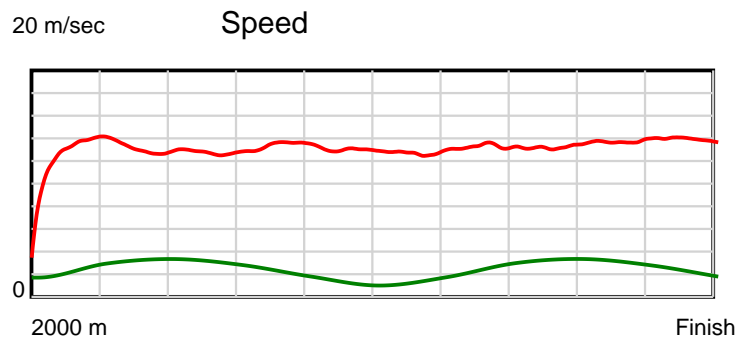
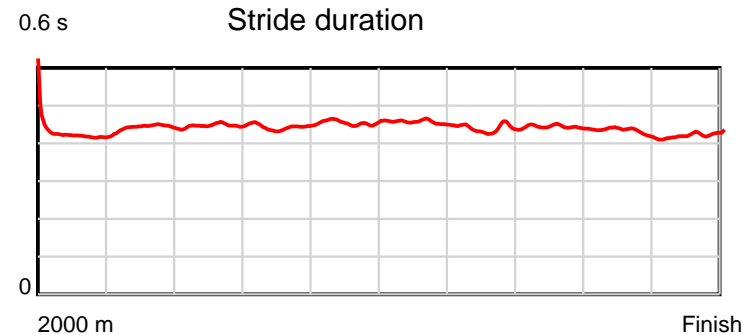
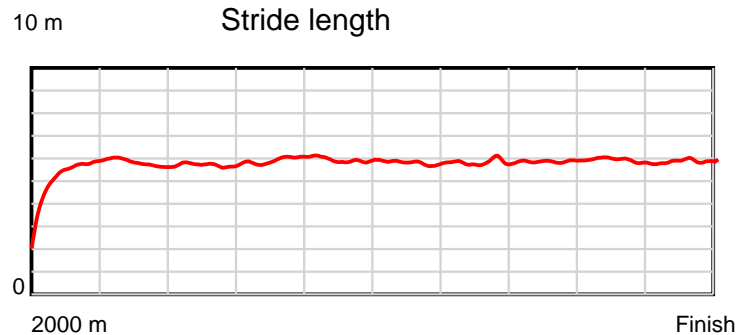
#### Disclaimer.

HRNZ and NZMTC and Thoroughbred Ratings Pty Ltd accepts no responsibility for the completeness or accuracy of any of the information contained herein, and makes no representations about its suitability for any particular purpose. Users should make their own judgements about those matters and/or seek independent advice. You assume all risks associated with use of the data provided on this page.

# Race Results

September 30, 2022, Race 10, AVON CITY FORD TROT, Distance 2000m, Addington - Survey 3200m

Result	TAB no.	Horse (Barrier)	2000 to	1800m to	1600m to	1400m to	1200m to	1000m to	800m to	600m to	400m to	200m to	Total or	Margin
6th	17	<b>Almighty Fear (1)</b>	<b>1800m</b>	<b>1600m</b>	<b>1400m</b>	<b>1200m</b>	<b>1000m</b>	<b>800m</b>	<b>600m</b>	<b>400m</b>	<b>200m</b>	<b>WP</b>	<b>Average</b>	
		Position in running (margin)	-	5(2.2)	5(5.3)	6(5.8)	6(5.1)	7(4.7)	7(5.3)	7(6.2)	9(6.8)	9(8.3)		6.40
		Sectional time (s)	17.34	15.58	15.94	14.93	15.59	15.97	15.08	15.35	14.72	14.35		
		Cumulative time (s)	154.85	137.51	121.93	105.99	91.06	75.47	59.50	44.42	29.07	14.35	2:34.85	
		Speed (m/s)	11.53	12.84	12.55	13.40	12.83	12.52	13.26	13.03	13.59	13.94	12.92	
		Stride length (m)	5.26	5.68	5.61	5.94	5.84	5.71	5.83	5.78	5.85	5.94	5.74	
		Stride duration (s)	0.424	0.443	0.447	0.443	0.455	0.456	0.439	0.444	0.430	0.426	0.444	
		Stride efficiency (%)	43.16	50.48	49.16	55.12	53.28	50.98	53.04	52.29	53.41	55.12	51.43	
		Stride count	38.05	35.19	35.66	33.67	34.25	35.02	34.33	34.57	34.21	33.68	348.63	



Note: Horizontal distance axis grid lines are 200m furlongs.

**Disclaimer.**

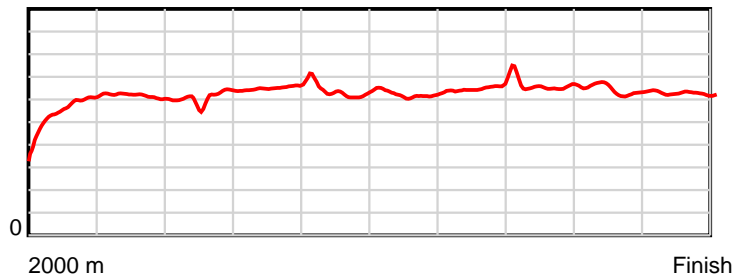
HRNZ and NZMTC and Thoroughbred Ratings Pty Ltd accepts no responsibility for the completeness or accuracy of any of the information contained herein, and makes no representations about its suitability for any particular purpose. Users should make their own judgements about those matters and/or seek independent advice. You assume all risks associated with use of the data provided on this page.

# Race Results

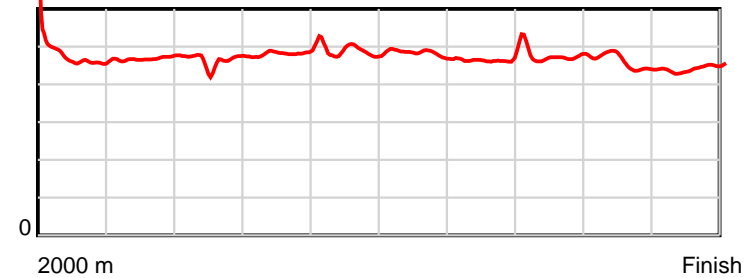
September 30, 2022, Race 10, AVON CITY FORD TROT, Distance 2000m, Addington - Survey 3200m

Result	TAB no.	Horse (Barrier)	2000 to	1800m to	1600m to	1400m to	1200m to	1000m to	800m to	600m to	400m to	200m to	Total or	Margin
7th	14	Master Class (14)	1800m	1600m	1400m	1200m	1000m	800m	600m	400m	200m	WP	Average	
		Position in running (margin)	-	13(17.2)	13(18.3)	13(15.6)	13(13.9)	14(13.2)	14(13.8)	12(9.8)	11(8.2)	11(9.2)		6.80
		Sectional time (s)	19.91	15.26	15.40	14.77	15.53	15.98	14.25	14.98	14.63	14.21		
		Cumulative time (s)	154.92	135.01	119.75	104.35	89.58	74.05	58.07	43.82	28.84	14.21	2:34.92	
		Speed (m/s)	10.04	13.11	12.99	13.54	12.88	12.52	14.04	13.35	13.67	14.07	12.91	
		Stride length (m)	5.57	6.14	6.01	6.51	6.29	6.04	6.60	6.27	6.24	6.24	6.18	
		Stride duration (s)	0.473	0.468	0.463	0.480	0.489	0.482	0.470	0.470	0.456	0.443	0.479	
		Stride efficiency (%)	48.50	58.91	56.49	66.16	61.82	56.96	68.04	61.50	60.83	60.79	59.65	
		Stride count	35.90	32.57	33.26	30.74	31.80	33.13	30.31	31.88	32.05	32.06	323.70	

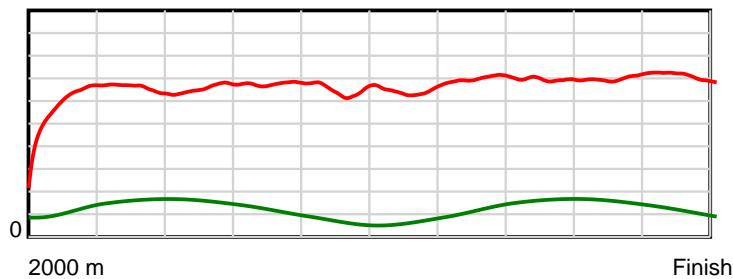
10 m Stride length



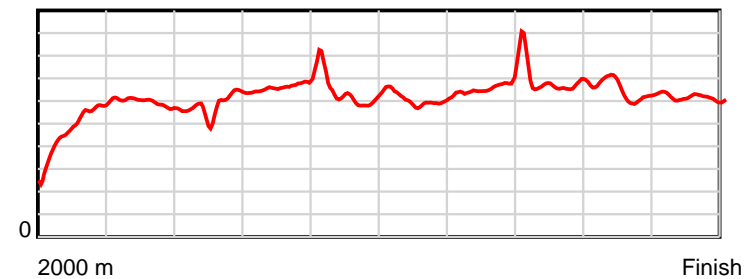
0.5 s Stride duration



20 m/sec Speed



100 % Stride efficiency



Note: Horizontal distance axis grid lines are 200m furlongs.

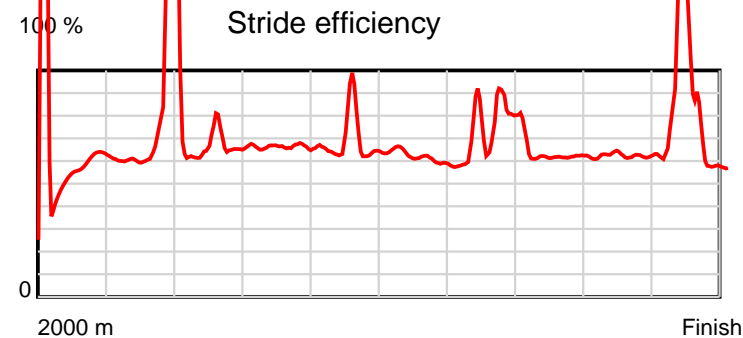
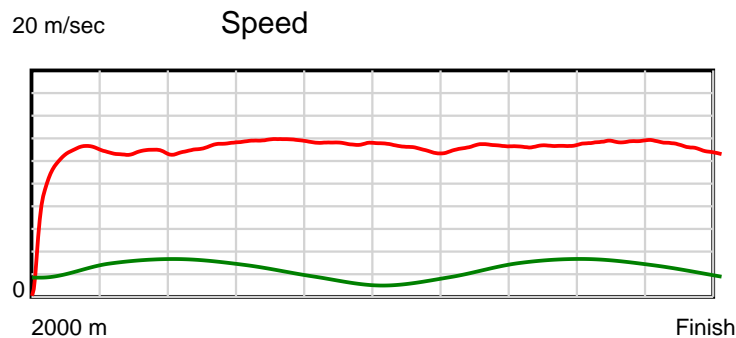
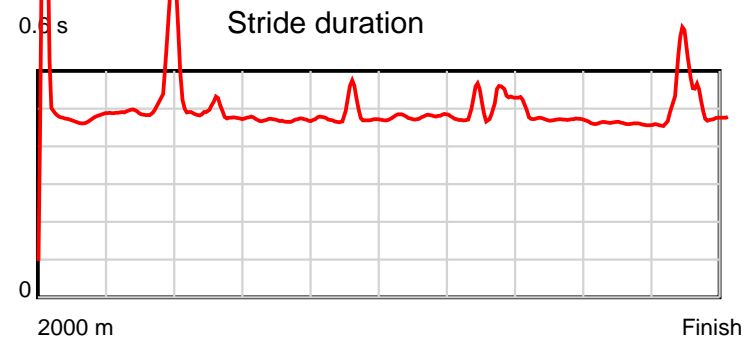
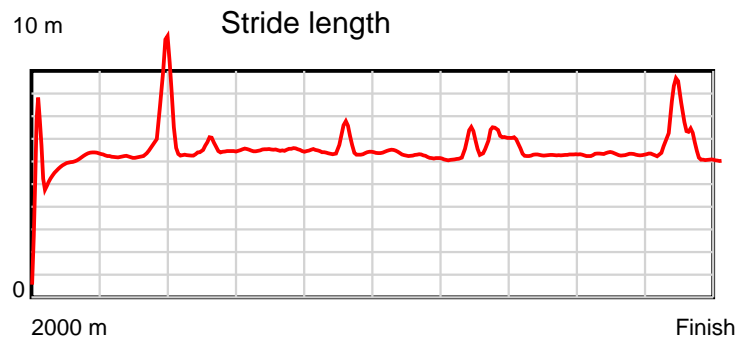
**Disclaimer.**

HRNZ and NZMTC and Thoroughbred Ratings Pty Ltd accepts no responsibility for the completeness or accuracy of any of the information contained herein, and makes no representations about its suitability for any particular purpose. Users should make their own judgements about those matters and/or seek independent advice. You assume all risks associated with use of the data provided on this page.

# Race Results

September 30, 2022, Race 10, AVON CITY FORD TROT, Distance 2000m, Addington - Survey 3200m

Result	TAB no.	Horse (Barrier)	2000 to	1800m to	1600m to	1400m to	1200m to	1000m to	800m to	600m to	400m to	200m to	Total or	Margin
8th	12	Lil Miss Muscl... (12)	1800m	1600m	1400m	1200m	1000m	800m	600m	400m	200m	WP	Average	
		Position in running (margin)	-	8(3.4)	10(11.1)	8(8.0)	7(5.1)	3(2.2)	2(1.3)	3(2.3)	4(3.2)	5(5.0)		8.30
		Sectional time (s)	17.65	16.35	15.35	14.56	15.16	15.72	15.09	15.40	14.76	15.16		
		Cumulative time (s)	155.20	137.55	121.20	105.85	91.29	76.13	60.41	45.32	29.92	15.16	2:35.20	
		Speed (m/s)	11.33	12.23	13.03	13.74	13.19	12.72	13.25	12.99	13.55	13.19	12.89	
		Stride length (m)	6.03	6.46	6.32	6.45	6.35	6.09	6.66	6.09	6.23	6.67	6.33	
		Stride duration (s)	0.516	0.528	0.485	0.470	0.481	0.478	0.503	0.469	0.460	0.506	0.491	
		Stride efficiency (%)	56.75	65.14	62.33	65.08	62.94	57.87	69.37	57.95	60.59	69.61	62.54	
		Stride count	33.19	30.98	31.67	30.99	31.51	32.86	30.02	32.84	32.12	29.97	316.15	



Note: Horizontal distance axis grid lines are 200m furlongs.

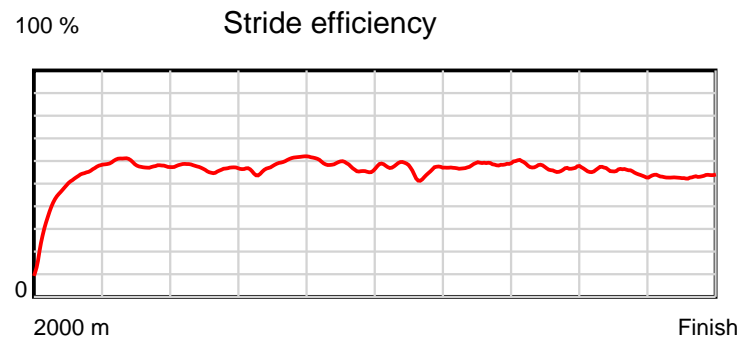
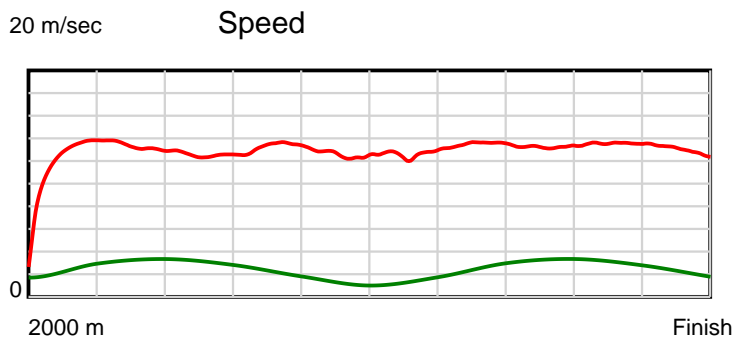
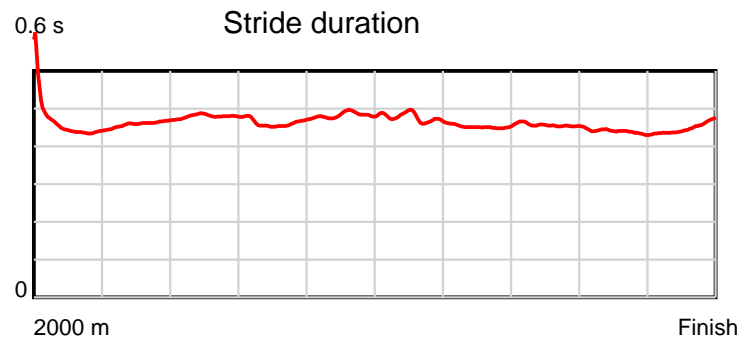
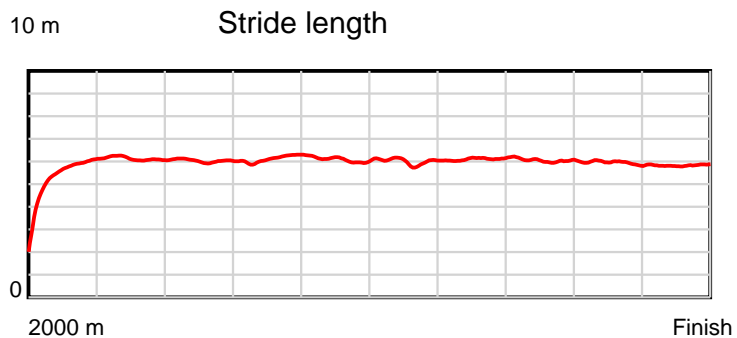
#### Disclaimer.

HRNZ and NZMTC and Thoroughbred Ratings Pty Ltd accepts no responsibility for the completeness or accuracy of any of the information contained herein, and makes no representations about its suitability for any particular purpose. Users should make their own judgements about those matters and/or seek independent advice. You assume all risks associated with use of the data provided on this page.

# Race Results

September 30, 2022, Race 10, AVON CITY FORD TROT, Distance 2000m, Addington - Survey 3200m

Result	TAB no.	Horse (Barrier)	2000 to	1800m to	1600m to	1400m to	1200m to	1000m to	800m to	600m to	400m to	200m to	Total or	Margin
9th	8	Abacardi Hazel (8)	1800m	1600m	1400m	1200m	1000m	800m	600m	400m	200m	WP	Average	
		Position in running (margin)	-	1(0.0)	1(0.0)	1(0.0)	2(0.2)	2(2.0)	4(3.4)	4(2.9)	3(2.1)	3(3.2)		8.50
		Sectional time (s)	16.95	15.06	15.86	15.09	15.93	16.11	14.84	15.12	14.65	15.61		
		Cumulative time (s)	155.22	138.27	123.21	107.35	92.26	76.33	60.22	45.38	30.26	15.61	2:35.22	
		Speed (m/s)	11.80	13.28	12.61	13.25	12.55	12.41	13.48	13.23	13.65	12.81	12.88	
		Stride length (m)	5.47	6.11	6.05	6.13	6.06	5.90	6.09	6.04	5.98	5.78	5.96	
		Stride duration (s)	0.455	0.460	0.480	0.462	0.483	0.476	0.452	0.456	0.438	0.451	0.462	
		Stride efficiency (%)	46.80	58.38	57.26	58.72	57.42	54.49	58.04	56.93	55.96	52.15	55.44	
		Stride count	36.54	32.72	33.04	32.63	32.99	33.87	32.82	33.14	33.42	34.62	335.79	



Note: Horizontal distance axis grid lines are 200m furlongs.

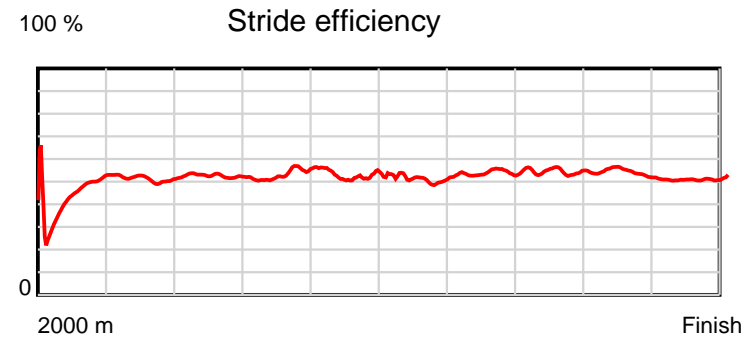
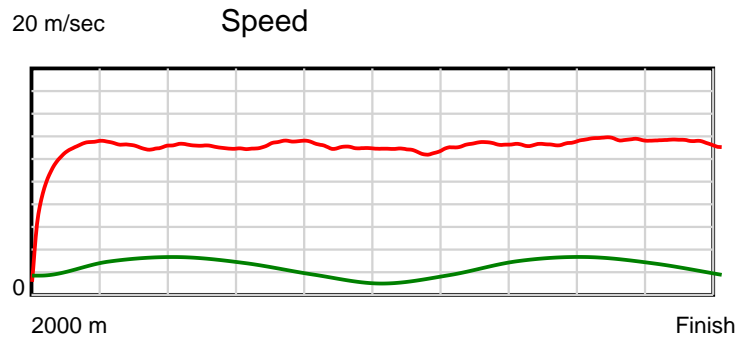
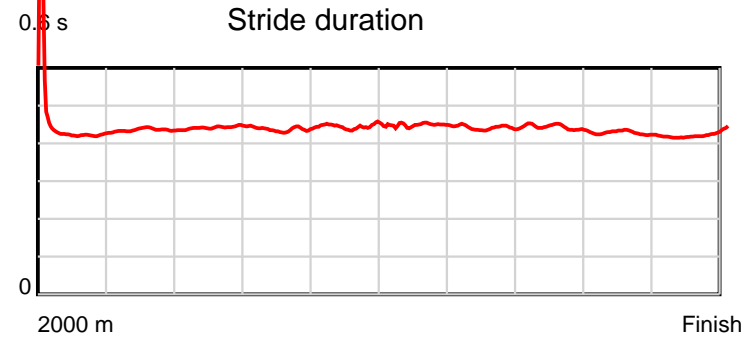
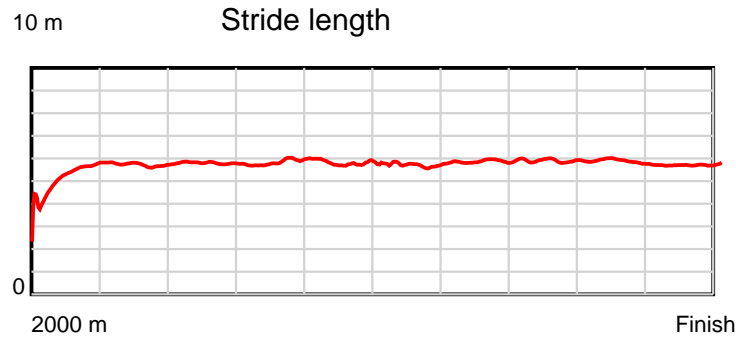
#### Disclaimer.

HRNZ and NZMTC and Thoroughbred Ratings Pty Ltd accepts no responsibility for the completeness or accuracy of any of the information contained herein, and makes no representations about its suitability for any particular purpose. Users should make their own judgements about those matters and/or seek independent advice. You assume all risks associated with use of the data provided on this page.

# Race Results

September 30, 2022, Race 10, AVON CITY FORD TROT, Distance 2000m, Addington - Survey 3200m

Result	TAB no.	Horse (Barrier)	2000 to	1800m to	1600m to	1400m to	1200m to	1000m to	800m to	600m to	400m to	200m to	Total or	Margin
10th	10	<b>Rush (10)</b>	<b>1800m</b>	<b>1600m</b>	<b>1400m</b>	<b>1200m</b>	<b>1000m</b>	<b>800m</b>	<b>600m</b>	<b>400m</b>	<b>200m</b>	<b>WP</b>	<b>Average</b>	
		Position in running (margin)	-	3(1.4)	4(4.7)	3(4.0)	4(3.3)	4(2.7)	5(3.4)	5(3.9)	6(5.0)	8(7.9)		8.70
		Sectional time (s)	17.32	15.62	15.74	14.92	15.55	16.00	15.00	15.42	14.96	14.72		
		Cumulative time (s)	155.25	137.93	122.31	106.57	91.65	76.10	60.10	45.10	29.68	14.72	2:35.25	
		Speed (m/s)	11.54	12.80	12.71	13.40	12.86	12.50	13.33	12.97	13.37	13.59	12.88	
		Stride length (m)	5.14	5.58	5.63	5.85	5.72	5.57	5.89	5.72	5.70	5.76	5.65	
		Stride duration (s)	0.436	0.436	0.443	0.436	0.445	0.445	0.442	0.441	0.427	0.424	0.438	
		Stride efficiency (%)	41.21	48.65	49.51	53.42	51.12	48.45	54.17	51.15	50.84	51.89	49.85	
		Stride count	38.95	35.84	35.53	34.21	34.97	35.92	33.97	34.96	35.06	34.71	354.12	



Note: Horizontal distance axis grid lines are 200m furlongs.

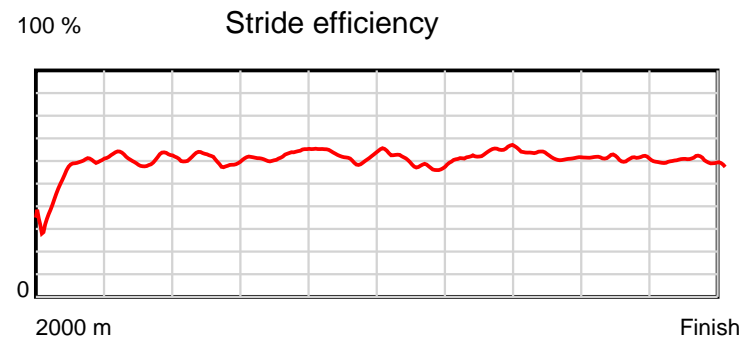
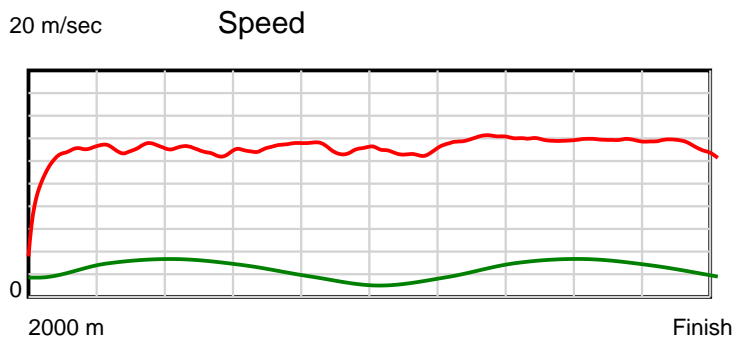
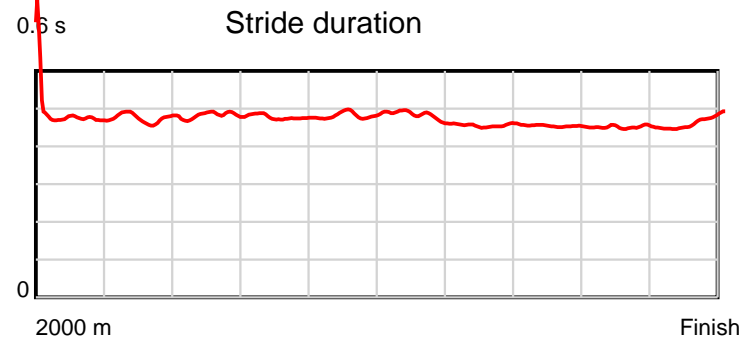
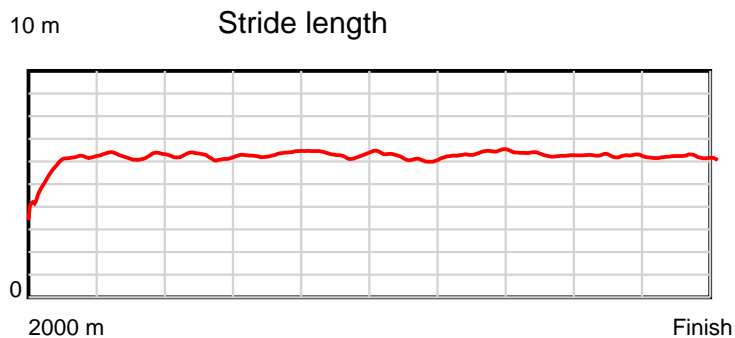
#### Disclaimer.

HRNZ and NZMTC and Thoroughbred Ratings Pty Ltd accepts no responsibility for the completeness or accuracy of any of the information contained herein, and makes no representations about its suitability for any particular purpose. Users should make their own judgements about those matters and/or seek independent advice. You assume all risks associated with use of the data provided on this page.

# Race Results

September 30, 2022, Race 10, AVON CITY FORD TROT, Distance 2000m, Addington - Survey 3200m

Result	TAB no.	Horse (Barrier)	2000 to	1800m to	1600m to	1400m to	1200m to	1000m to	800m to	600m to	400m to	200m to	Total or	Margin
11th	15	<b>Emily (15)</b>	<b>1800m</b>	<b>1600m</b>	<b>1400m</b>	<b>1200m</b>	<b>1000m</b>	<b>800m</b>	<b>600m</b>	<b>400m</b>	<b>200m</b>	<b>WP</b>	<b>Average</b>	
		Position in running (margin)	-	11(9.0)	11(12.0)	12(11.9)	12(12.2)	13(11.3)	12(11.4)	9(7.6)	8(5.7)	10(8.6)		11.10
		Sectional time (s)	18.34	15.55	15.84	15.10	15.48	15.91	14.27	14.93	14.96	15.31		
		Cumulative time (s)	155.69	137.35	121.80	105.96	90.86	75.38	59.47	45.20	30.27	15.31	2:35.69	
		Speed (m/s)	10.90	12.86	12.63	13.25	12.92	12.57	14.02	13.40	13.37	13.06	12.85	
		Stride length (m)	5.74	6.13	6.08	6.32	6.23	6.04	6.38	6.07	6.03	6.11	6.11	
		Stride duration (s)	0.475	0.476	0.481	0.477	0.483	0.481	0.455	0.453	0.451	0.468	0.476	
		Stride efficiency (%)	51.56	58.64	57.70	62.41	60.72	57.05	63.64	57.63	56.83	58.29	58.31	
		Stride count	34.82	32.65	32.91	31.65	32.08	33.10	31.34	32.93	33.17	32.75	327.40	



Note: Horizontal distance axis grid lines are 200m furlongs.

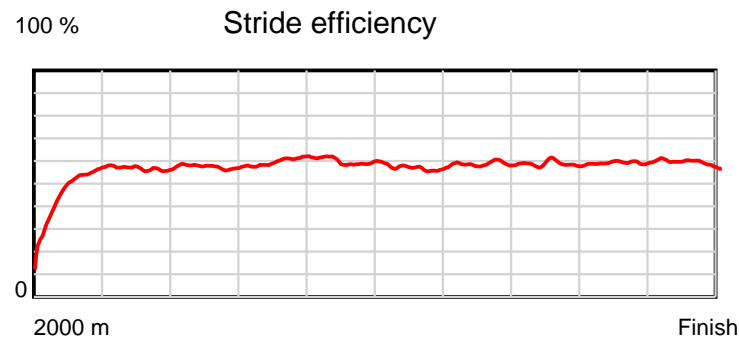
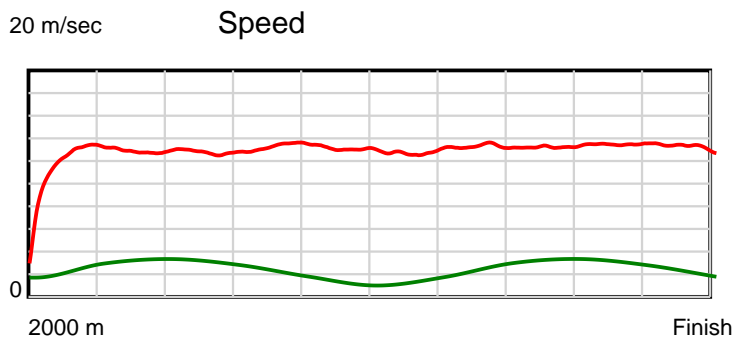
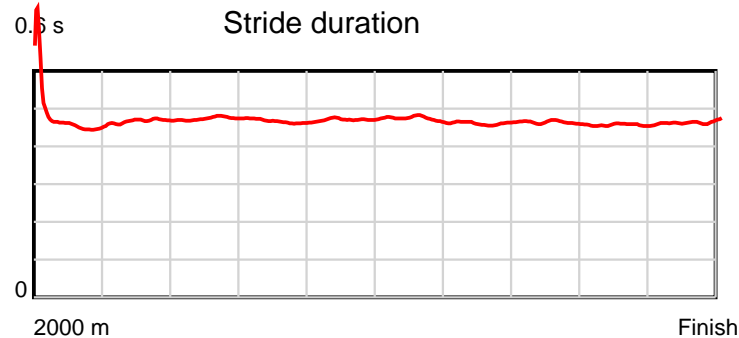
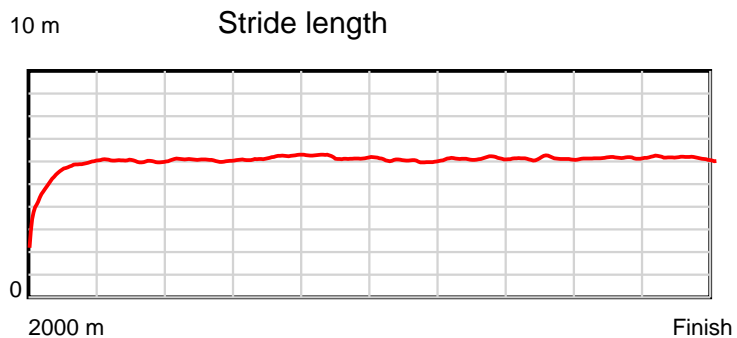
#### Disclaimer.

HRNZ and NZMTC and Thoroughbred Ratings Pty Ltd accepts no responsibility for the completeness or accuracy of any of the information contained herein, and makes no representations about its suitability for any particular purpose. Users should make their own judgements about those matters and/or seek independent advice. You assume all risks associated with use of the data provided on this page.

# Race Results

September 30, 2022, Race 10, AVON CITY FORD TROT, Distance 2000m, Addington - Survey 3200m

Result	TAB no.	Horse (Barrier)	2000 to 1800m	1800m to 1600m	1600m to 1400m	1400m to 1200m	1200m to 1000m	1000m to 800m	800m to 600m	600m to 400m	400m to 200m	200m to WP	Total or Average	Margin
12th	9	<b>Gotta Ticket (9)</b>												
		Position in running (margin)	-	7(2.9)	7(7.8)	9(8.2)	10(8.1)	9(7.0)	9(7.7)	11(8.2)	12(9.9)	13(12.5)		14.30
		Sectional time (s)	17.53	15.88	15.91	15.03	15.47	16.00	14.99	15.54	14.90	15.01		
		Cumulative time (s)	156.26	138.73	122.85	106.94	91.91	76.44	60.44	45.45	29.91	15.01	2:36.26	
		Speed (m/s)	11.41	12.59	12.57	13.31	12.93	12.50	13.34	12.87	13.42	13.32	12.80	
		Stride length (m)	5.41	5.89	5.95	6.20	6.09	5.91	6.16	5.96	6.13	6.19	5.98	
		Stride duration (s)	0.468	0.468	0.474	0.466	0.471	0.473	0.461	0.463	0.457	0.465	0.467	
		Stride efficiency (%)	45.74	54.24	55.39	60.13	58.01	54.67	59.22	55.47	58.79	59.90	55.91	
		Stride count	36.97	33.95	33.59	32.24	32.83	33.81	32.49	33.57	32.61	32.30	334.36	



Note: Horizontal distance axis grid lines are 200m furlongs.

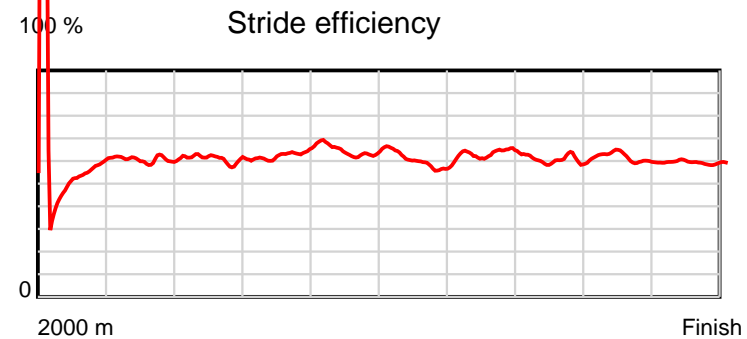
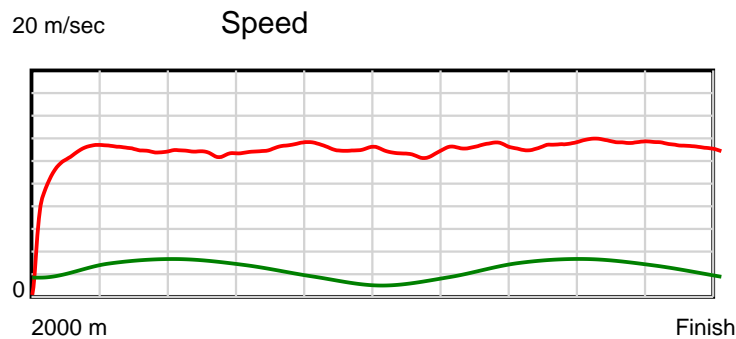
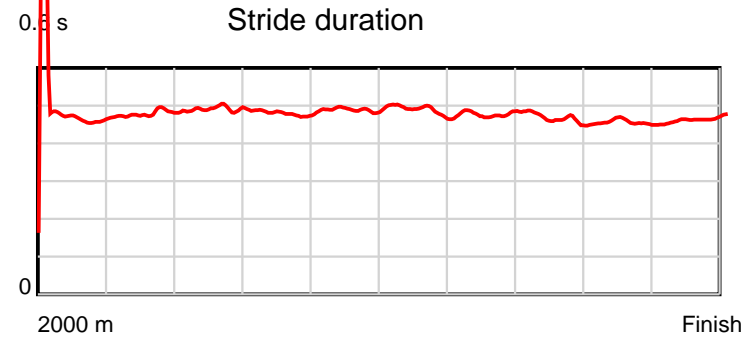
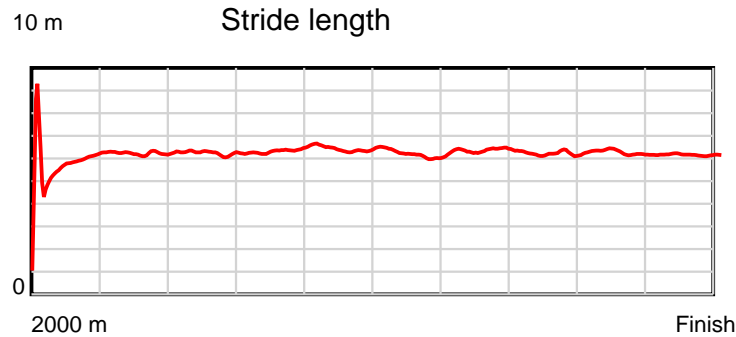
**Disclaimer.**

HRNZ and NZMTC and Thoroughbred Ratings Pty Ltd accepts no responsibility for the completeness or accuracy of any of the information contained herein, and makes no representations about its suitability for any particular purpose. Users should make their own judgements about those matters and/or seek independent advice. You assume all risks associated with use of the data provided on this page.

# Race Results

September 30, 2022, Race 10, AVON CITY FORD TROT, Distance 2000m, Addington - Survey 3200m

Result	TAB no.	Horse (Barrier)	2000 to 1800m	1800m to 1600m	1600m to 1400m	1400m to 1200m	1200m to 1000m	1000m to 800m	800m to 600m	600m to 400m	400m to 200m	200m to WP	Total or Average	Margin
13th	5	<b>Gazza Beatt (6)</b>												
		Position in running (margin)	-	9(5.3)	9(8.7)	10(9.7)	11(9.9)	11(9.1)	11(9.3)	13(10.0)	14(10.3)	14(13.4)		14.80
		Sectional time (s)	17.77	15.63	16.02	15.08	15.52	15.91	15.03	15.30	14.99	15.11		
		Cumulative time (s)	156.36	138.59	122.96	106.94	91.86	76.34	60.43	45.40	30.10	15.11	2:36.36	
		Speed (m/s)	11.25	12.80	12.48	13.26	12.89	12.57	13.31	13.07	13.34	13.24	12.79	
		Stride length (m)	5.70	6.11	6.13	6.35	6.31	6.12	6.36	6.06	6.07	6.16	6.13	
		Stride duration (s)	0.492	0.478	0.491	0.479	0.490	0.487	0.478	0.464	0.455	0.465	0.480	
		Stride efficiency (%)	50.85	58.42	58.75	63.10	62.21	58.60	63.16	57.45	57.60	59.31	58.79	
		Stride count	35.06	32.71	32.62	31.47	31.70	32.66	31.46	32.99	32.94	32.46	326.07	



Note: Horizontal distance axis grid lines are 200m furlongs.

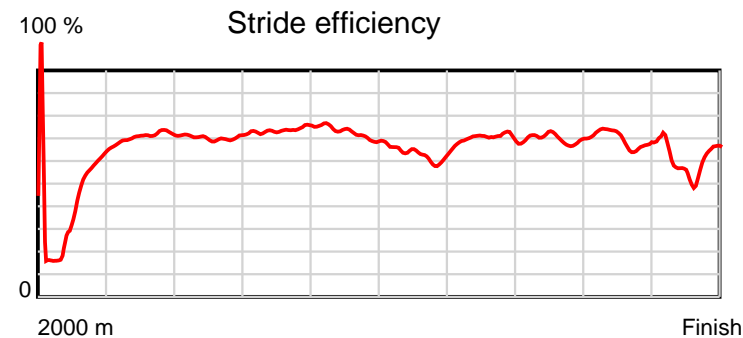
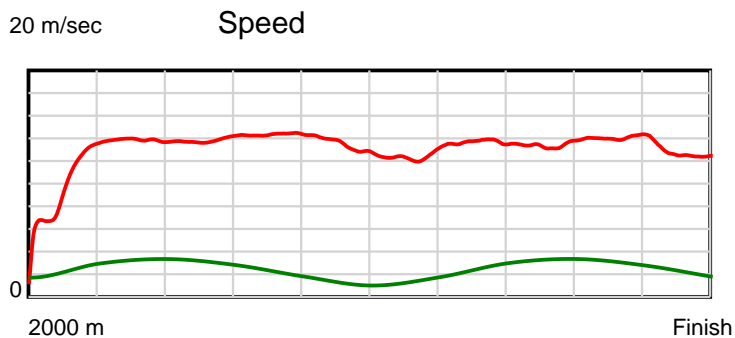
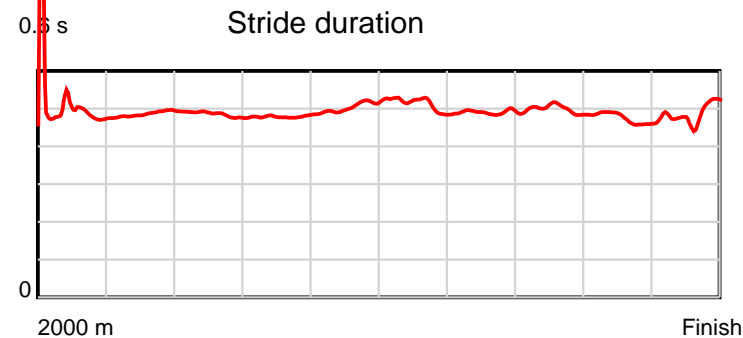
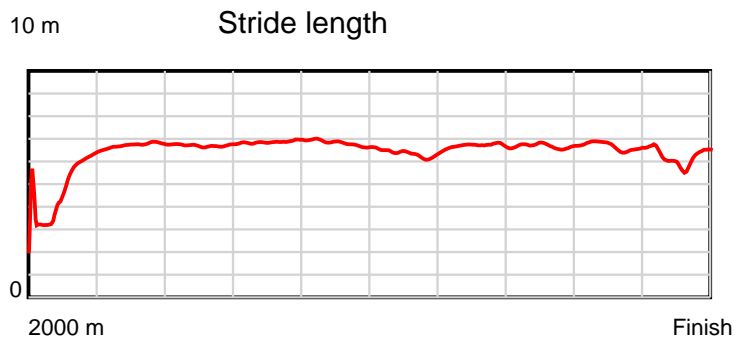
#### Disclaimer.

HRNZ and NZMTC and Thoroughbred Ratings Pty Ltd accepts no responsibility for the completeness or accuracy of any of the information contained herein, and makes no representations about its suitability for any particular purpose. Users should make their own judgements about those matters and/or seek independent advice. You assume all risks associated with use of the data provided on this page.

# Race Results

September 30, 2022, Race 10, AVON CITY FORD TROT, Distance 2000m, Addington - Survey 3200m

Result	TAB no.	Horse (Barrier)	2000 to	1800m to	1600m to	1400m to	1200m to	1000m to	800m to	600m to	400m to	200m to	Total or	Margin
14th	6	The Fiery Spir... (7)	1800m	1600m	1400m	1200m	1000m	800m	600m	400m	200m	WP	Average	
		Position in running (margin)	-	14(30.9)	14(28.7)	14(20.9)	14(14.4)	12(10.4)	13(11.5)	14(10.3)	13(10.3)	12(9.9)		15.20
		Sectional time (s)	22.01	14.69	14.56	13.97	14.96	16.08	14.72	15.24	14.40	15.81		
		Cumulative time (s)	156.44	134.43	119.74	105.18	91.21	76.25	60.17	45.45	30.21	15.81	2:36.44	
		Speed (m/s)	9.08	13.61	13.74	14.32	13.37	12.44	13.59	13.12	13.89	12.65	12.78	
		Stride length (m)	4.55	6.62	6.65	6.87	6.76	6.36	6.66	6.53	6.57	6.16	6.29	
		Stride duration (s)	0.492	0.486	0.485	0.480	0.505	0.512	0.490	0.498	0.473	0.487	0.492	
		Stride efficiency (%)	32.40	68.50	69.19	73.68	71.33	63.29	69.31	66.73	67.37	59.37	61.85	
		Stride count	43.92	30.21	30.06	29.13	29.60	31.43	30.03	30.61	30.46	32.45	317.90	



Note: Horizontal distance axis grid lines are 200m furlongs.

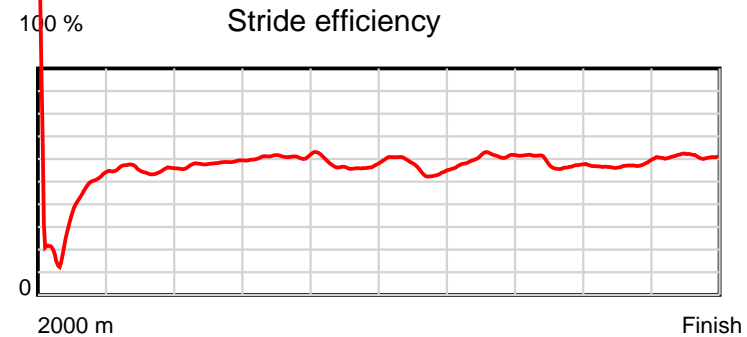
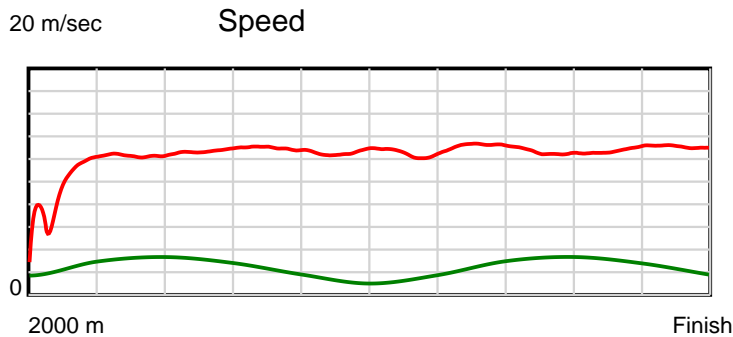
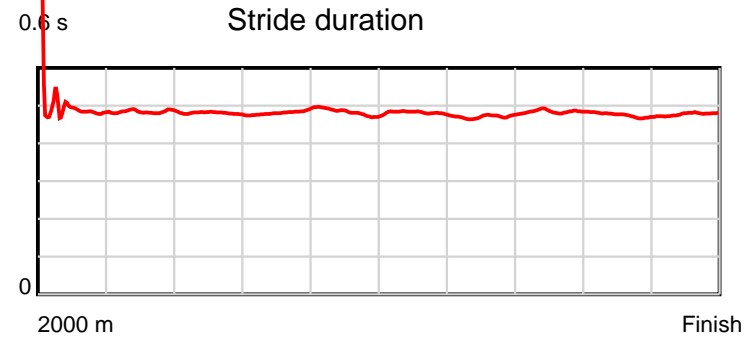
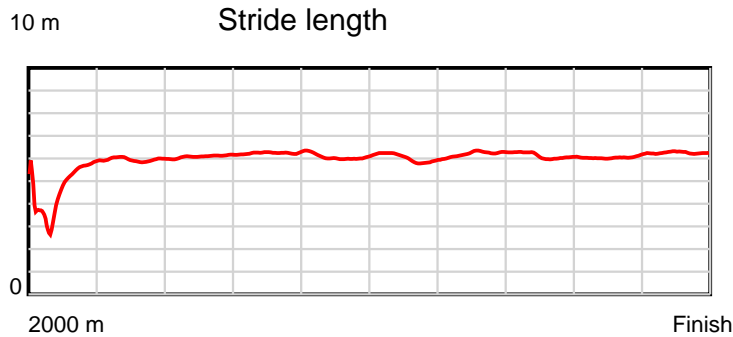
#### Disclaimer.

HRNZ and NZMTC and Thoroughbred Ratings Pty Ltd accepts no responsibility for the completeness or accuracy of any of the information contained herein, and makes no representations about its suitability for any particular purpose. Users should make their own judgements about those matters and/or seek independent advice. You assume all risks associated with use of the data provided on this page.

# Race Results

September 30, 2022, Race 10, AVON CITY FORD TROT, Distance 2000m, Addington - Survey 3200m

Result	TAB no.	Horse (Barrier)	2000 to 1800m	1800m to 1600m	1600m to 1400m	1400m to 1200m	1200m to 1000m	1000m to 800m	800m to 600m	600m to 400m	400m to 200m	200m to WP	Total or Average	Margin
15th	13	Paige (13)												
		Position in running (margin)	-	15(38.9)	15(47.5)	15(46.4)	15(49.2)	15(50.5)	15(52.7)	15(54.1)	15(59.3)	15(65.1)		64.40
		Sectional time (s)	23.66	16.49	15.67	15.52	15.86	16.25	15.15	16.13	15.42	15.13		
		Cumulative time (s)	165.28	141.62	125.13	109.46	93.94	78.08	61.83	46.68	30.55	15.13	2:45.28	
		Speed (m/s)	8.45	12.13	12.76	12.89	12.61	12.31	13.20	12.40	12.97	13.22	12.10	
		Stride length (m)	4.45	5.87	6.12	6.21	6.08	5.93	6.22	6.00	6.16	6.30	5.88	
		Stride duration (s)	0.485	0.484	0.480	0.482	0.482	0.481	0.471	0.484	0.475	0.477	0.486	
		Stride efficiency (%)	30.94	53.82	58.59	60.36	57.73	54.89	60.39	56.34	59.23	62.10	54.00	
		Stride count	44.95	34.08	32.66	32.18	32.90	33.75	32.17	33.31	32.48	31.73	340.21	



Note: Horizontal distance axis grid lines are 200m furlongs.

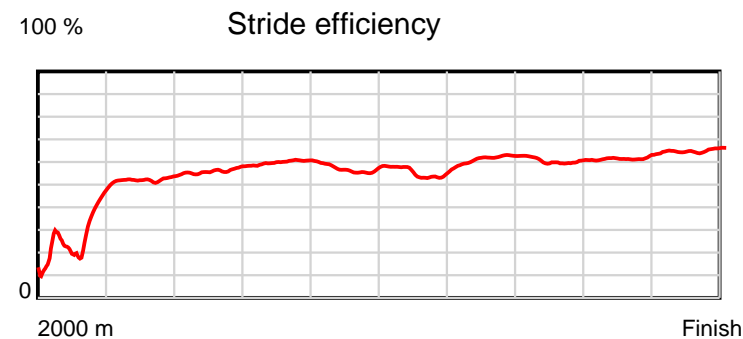
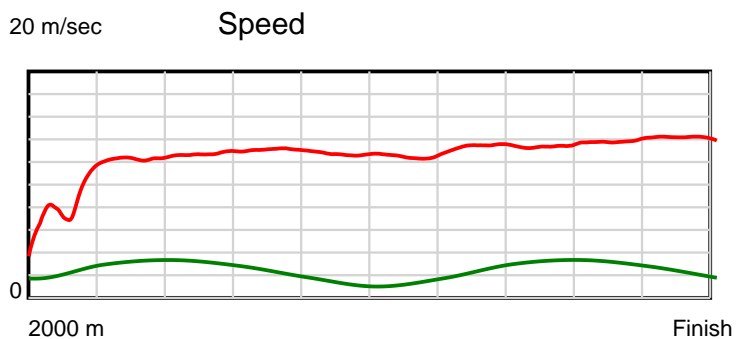
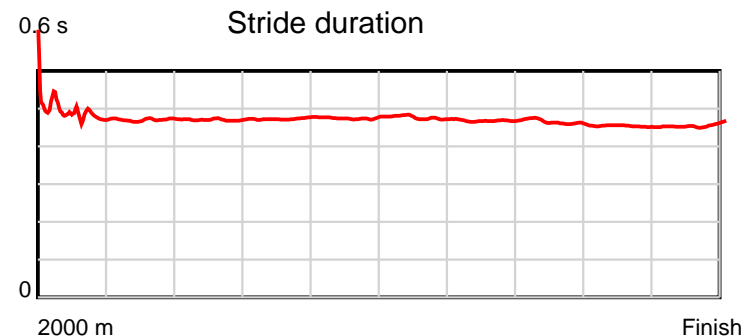
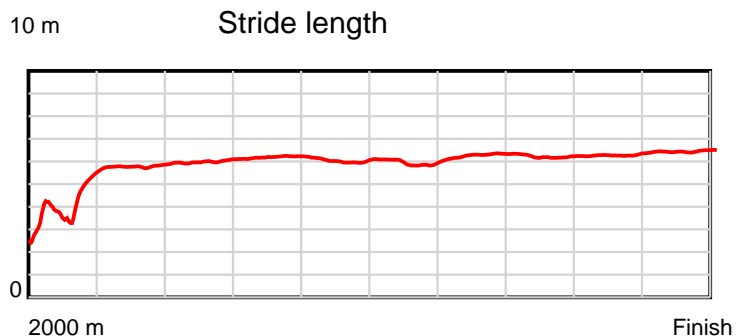
#### Disclaimer.

HRNZ and NZMTC and Thoroughbred Ratings Pty Ltd accepts no responsibility for the completeness or accuracy of any of the information contained herein, and makes no representations about its suitability for any particular purpose. Users should make their own judgements about those matters and/or seek independent advice. You assume all risks associated with use of the data provided on this page.

# Race Results

September 30, 2022, Race 10, AVON CITY FORD TROT, Distance 2000m, Addington - Survey 3200m

Result	TAB no.	Horse (Barrier)	2000 to 1800m	1800m to 1600m	1600m to 1400m	1400m to 1200m	1200m to 1000m	1000m to 800m	800m to 600m	600m to 400m	400m to 200m	200m to WP	Total or Average	Margin
16th	18	Miss Yo (0)												
		Position in running (margin)	-	16(59.1)	16(70.4)	16(70.4)	16(71.9)	16(73.0)	16(74.5)	16(74.7)	16(74.9)	16(75.5)		67.50
		Sectional time (s)	26.75	16.95	15.86	15.30	15.82	16.13	14.94	15.28	14.58	14.24		
		Cumulative time (s)	165.85	139.10	122.15	106.29	90.99	75.17	59.04	44.10	28.82	14.24	2:45.85	
		Speed (m/s)	7.48	11.80	12.61	13.07	12.64	12.40	13.39	13.09	13.72	14.04	12.06	
		Stride length (m)	3.98	5.55	5.94	6.18	6.00	5.90	6.26	6.07	6.22	6.41	5.75	
		Stride duration (s)	0.482	0.470	0.471	0.473	0.475	0.476	0.468	0.463	0.454	0.456	0.477	
		Stride efficiency (%)	24.77	48.15	55.05	59.77	56.24	54.47	61.23	57.48	60.52	64.17	51.67	
		Stride count	50.24	36.03	33.70	32.34	33.34	33.88	31.95	32.98	32.14	31.21	347.81	



Note: Horizontal distance axis grid lines are 200m furlongs.

**Disclaimer.**

HRNZ and NZMTC and Thoroughbred Ratings Pty Ltd accepts no responsibility for the completeness or accuracy of any of the information contained herein, and makes no representations about its suitability for any particular purpose. Users should make their own judgements about those matters and/or seek independent advice. You assume all risks associated with use of the data provided on this page.



# Race Results



September 30, 2022, Race 11, CUP WEEK TICKETS SELLING FAST MOBILE PACE, Distance 2600m, Addington - Survey 3200m

Result	TAB no.	Horse (Barrier)	2600 to	2400m to
1st	10	<b>Dance Till Daw... (10)</b>	<b>2400m</b>	<b>2200m</b>
		Position in running (margin)	-	6(5.5)
		Sectional time (s)	14.15	15.03
		Cumulative time (s)	191.72	177.57
		Speed (m/s)	14.13	13.31
		Stride length (m)	6.26	6.04
		Stride duration (s)	0.428	0.454
		Stride efficiency (%)	61.22	57.07
		Stride count	31.95	33.09

#### Disclaimer.

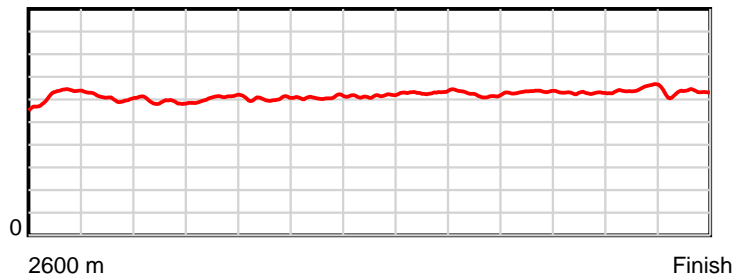
HRNZ and NZMTC and Thoroughbred Ratings Pty Ltd accepts no responsibility for the completeness or accuracy of any of the information contained herein, and makes no representations about its suitability for any particular purpose. Users should make their own judgements about those matters and/or seek independent advice. You assume all risks associated with use of the data provided on this page.

# Race Results

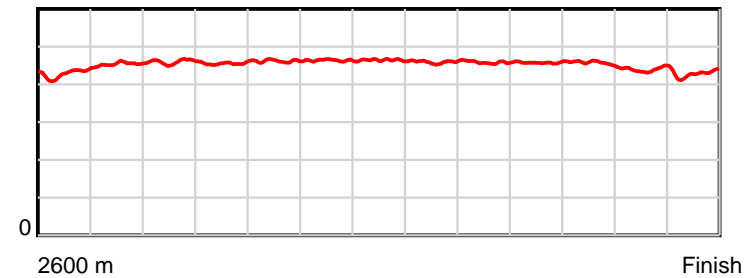
September 30, 2022, Race 11, CUP WEEK TICKETS SELLING FAST MOBILE PACE, Distance 2600m, Addington - Survey 3200m

Result	TAB no.	Horse (Barrier)	2200m to	2000m to	1800m to	1600m to	1400m to	1200m to	1000m to	800m to	600m to	400m to	200m to	Total or	Margin
1st	10	Dance Till Daw... (10)	2000m	1800m	1600m	1400m	1200m	1000m	800m	600m	400m	200m	WP	Average	
		Position in running (margin)	5(6.0)	5(5.2)	5(5.2)	5(4.3)	5(5.9)	7(6.4)	7(5.5)	6(4.5)	6(5.0)	6(4.3)	5(3.2)		0.00
		Sectional time (s)	15.50	15.10	15.60	15.39	15.13	14.56	14.69	14.57	14.73	13.74	13.53		
		Cumulative time (s)	162.54	147.04	131.94	116.34	100.95	85.82	71.26	56.57	42.00	27.27	13.53	3:11.72	
		Speed (m/s)	12.90	13.25	12.82	13.00	13.22	13.74	13.61	13.73	13.58	14.56	14.78	13.56	
		Stride length (m)	5.94	6.03	5.92	6.02	6.13	6.31	6.24	6.29	6.21	6.40	6.34	6.16	
		Stride duration (s)	0.460	0.456	0.462	0.464	0.464	0.459	0.458	0.458	0.457	0.440	0.429	0.454	
		Stride efficiency (%)	55.06	56.90	54.76	56.70	58.81	62.24	60.85	61.75	60.19	64.06	62.78	59.31	
		Stride count	33.69	33.14	33.78	33.20	32.60	31.69	32.05	31.82	32.23	31.24	31.55	422.03	

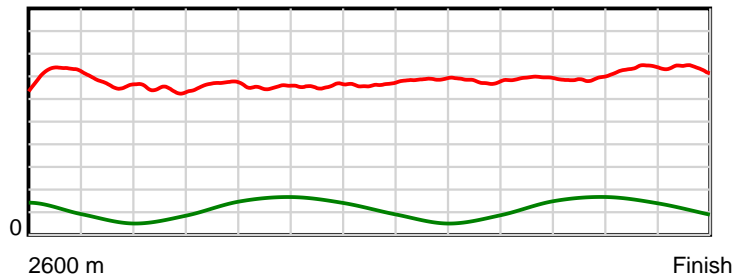
10 m Stride length



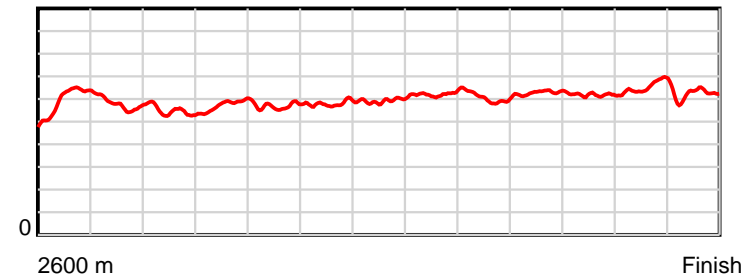
0.6 s Stride duration



20 m/sec Speed



100 % Stride efficiency



Note: Horizontal distance axis grid lines are 200m furlongs.

## Disclaimer.

HRNZ and NZMTC and Thoroughbred Ratings Pty Ltd accepts no responsibility for the completeness or accuracy of any of the information contained herein, and makes no representations about its suitability for any particular purpose. Users should make their own judgements about those matters and/or seek independent advice. You assume all risks associated with use of the data provided on this page.



# Race Results



September 30, 2022, Race 11, CUP WEEK TICKETS SELLING FAST MOBILE PACE, Distance 2600m, Addington - Survey 3200m

Result	TAB no.	Horse (Barrier)	2600 to	2400m to
2nd	3	<b>Bri Express (3)</b>	<b>2400m</b>	<b>2200m</b>
		Position in running (margin)	-	3(2.1)
		Sectional time (s)	13.31	14.60
		Cumulative time (s)	191.72	178.41
		Speed (m/s)	15.02	13.70
		Stride length (m)	6.68	6.51
		Stride duration (s)	0.452	0.475
		Stride efficiency (%)	69.63	66.22
		Stride count	29.96	30.72

#### Disclaimer.

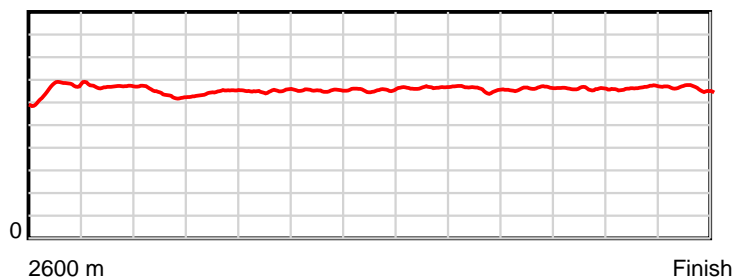
HRNZ and NZMTC and Thoroughbred Ratings Pty Ltd accepts no responsibility for the completeness or accuracy of any of the information contained herein, and makes no representations about its suitability for any particular purpose. Users should make their own judgements about those matters and/or seek independent advice. You assume all risks associated with use of the data provided on this page.

# Race Results

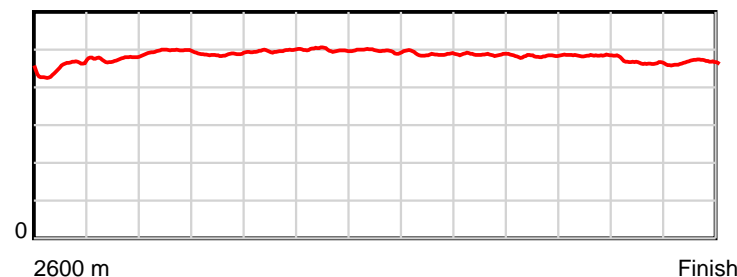
September 30, 2022, Race 11, CUP WEEK TICKETS SELLING FAST MOBILE PACE, Distance 2600m, Addington - Survey 3200m

Result	TAB no.	Horse (Barrier)	2200m to	2000m to	1800m to	1600m to	1400m to	1200m to	1000m to	800m to	600m to	400m to	200m to	Total or	Margin
2nd	3	<b>Bri Express (3)</b>	<b>2000m</b>	<b>1800m</b>	<b>1600m</b>	<b>1400m</b>	<b>1200m</b>	<b>1000m</b>	<b>800m</b>	<b>600m</b>	<b>400m</b>	<b>200m</b>	<b>WP</b>	<b>Average</b>	
		Position in running (margin)	1(0.0)	1(0.0)	1(0.0)	1(0.0)	1(0.0)	1(0.0)	1(0.0)	1(0.0)	1(0.0)	1(0.0)	1(0.0)		0.10
		Sectional time (s)	15.64	15.09	15.76	15.13	15.05	14.71	14.85	14.49	14.83	13.93	14.33		
		Cumulative time (s)	163.81	148.17	133.08	117.32	102.19	87.14	72.43	57.58	43.09	28.26	14.33	3:11.72	
		Speed (m/s)	12.79	13.25	12.69	13.22	13.29	13.60	13.47	13.80	13.49	14.36	13.96	13.56	
		Stride length (m)	6.35	6.46	6.31	6.60	6.60	6.63	6.56	6.66	6.53	6.67	6.50	6.54	
		Stride duration (s)	0.497	0.488	0.497	0.499	0.497	0.488	0.488	0.483	0.484	0.464	0.466	0.482	
		Stride efficiency (%)	63.07	65.25	62.12	68.03	68.08	68.72	67.33	69.35	66.65	69.48	66.12	66.87	
		Stride count	31.48	30.95	31.72	30.31	30.30	30.16	30.47	30.02	30.62	29.99	30.75	397.45	

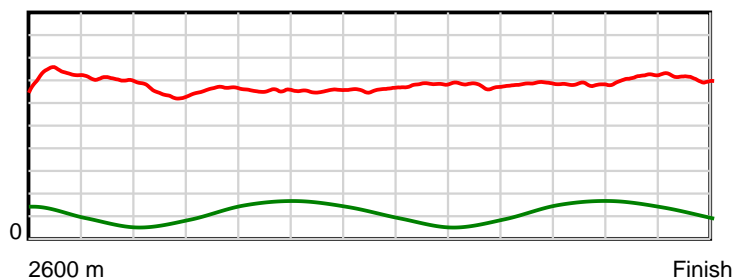
10 m Stride length



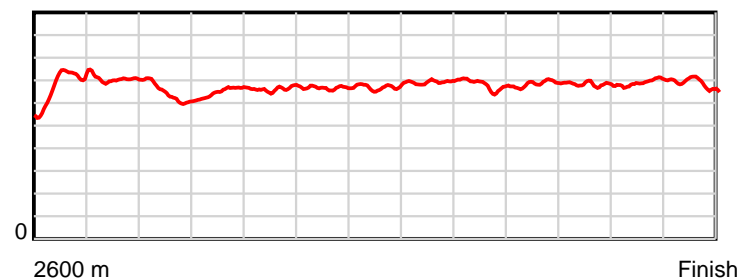
0.6 s Stride duration



20 m/sec Speed



100 % Stride efficiency



Note: Horizontal distance axis grid lines are 200m furlongs.

## Disclaimer.

HRNZ and NZMTC and Thoroughbred Ratings Pty Ltd accepts no responsibility for the completeness or accuracy of any of the information contained herein, and makes no representations about its suitability for any particular purpose. Users should make their own judgements about those matters and/or seek independent advice. You assume all risks associated with use of the data provided on this page.



# Race Results



September 30, 2022, Race 11, CUP WEEK TICKETS SELLING FAST MOBILE PACE, Distance 2600m, Addington - Survey 3200m

Result	TAB no.	Horse (Barrier)	2600 to	2400m to
3rd	5	<b>Straight Flush (5)</b>	<b>2400m</b>	<b>2200m</b>
		Position in running (margin)	-	1(0.0)
		Sectional time (s)	13.37	15.12
		Cumulative time (s)	191.82	178.45
		Speed (m/s)	14.96	13.23
		Stride length (m)	6.42	6.06
		Stride duration (s)	0.424	0.458
		Stride efficiency (%)	64.39	57.31
		Stride count	31.16	33.03

#### Disclaimer.

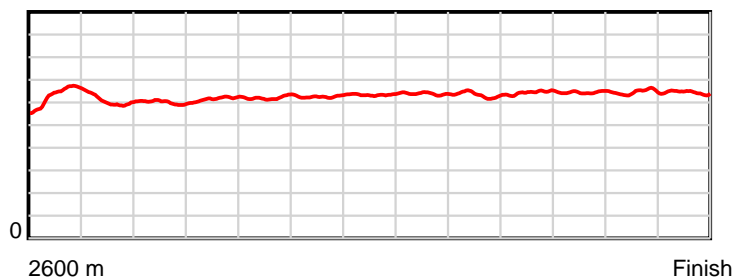
HRNZ and NZMTC and Thoroughbred Ratings Pty Ltd accepts no responsibility for the completeness or accuracy of any of the information contained herein, and makes no representations about its suitability for any particular purpose. Users should make their own judgements about those matters and/or seek independent advice. You assume all risks associated with use of the data provided on this page.

# Race Results

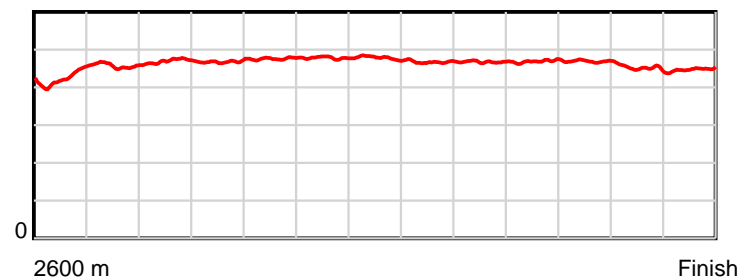
September 30, 2022, Race 11, CUP WEEK TICKETS SELLING FAST MOBILE PACE, Distance 2600m, Addington - Survey 3200m

Result	TAB no.	Horse (Barrier)	2200m to	2000m to	1800m to	1600m to	1400m to	1200m to	1000m to	800m to	600m to	400m to	200m to	Total or	Margin
3rd	5	<b>Straight Flush (5)</b>	<b>2000m</b>	<b>1800m</b>	<b>1600m</b>	<b>1400m</b>	<b>1200m</b>	<b>1000m</b>	<b>800m</b>	<b>600m</b>	<b>400m</b>	<b>200m</b>	<b>WP</b>	<b>Average</b>	
		Position in running (margin)	2(1.0)	2(1.6)	2(1.9)	2(0.7)	2(2.0)	2(2.2)	3(1.5)	2(0.9)	2(1.5)	3(0.8)	2(1.3)		0.30
		Sectional time (s)	15.73	15.14	15.56	15.35	15.08	14.58	14.76	14.60	14.71	14.01	13.81		
		Cumulative time (s)	163.33	147.60	132.46	116.90	101.55	86.47	71.89	57.13	42.53	27.82	13.81	3:11.82	
		Speed (m/s)	12.71	13.21	12.85	13.03	13.26	13.72	13.55	13.70	13.60	14.28	14.48	13.55	
		Stride length (m)	5.97	6.18	6.12	6.23	6.34	6.41	6.34	6.42	6.37	6.44	6.49	6.29	
		Stride duration (s)	0.470	0.468	0.476	0.478	0.478	0.467	0.468	0.469	0.469	0.451	0.448	0.464	
		Stride efficiency (%)	55.67	59.74	58.44	60.64	62.79	64.20	62.72	64.50	63.48	64.78	65.89	61.77	
		Stride count	33.51	32.35	32.70	32.11	31.55	31.20	31.57	31.13	31.38	31.06	30.80	413.55	

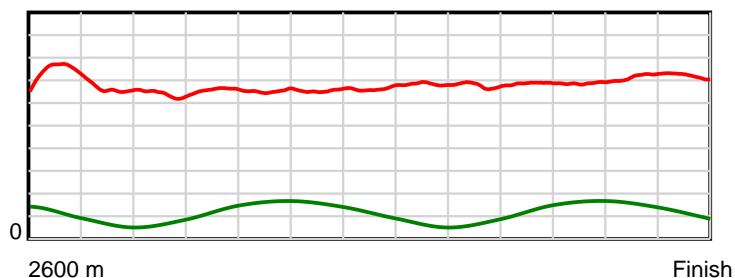
10 m Stride length



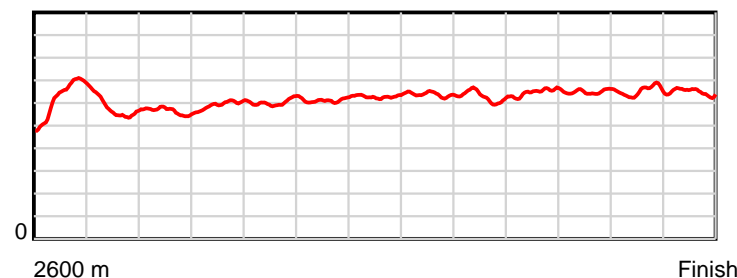
0.6 s Stride duration



20 m/sec Speed



100 % Stride efficiency



Note: Horizontal distance axis grid lines are 200m furlongs.

## Disclaimer.

HRNZ and NZMTC and Thoroughbred Ratings Pty Ltd accepts no responsibility for the completeness or accuracy of any of the information contained herein, and makes no representations about its suitability for any particular purpose. Users should make their own judgements about those matters and/or seek independent advice. You assume all risks associated with use of the data provided on this page.



# Race Results



September 30, 2022, Race 11, CUP WEEK TICKETS SELLING FAST MOBILE PACE, Distance 2600m, Addington - Survey 3200m

Result	TAB no.	Horse (Barrier)	2600 to	2400m to
4th	1	<b>Rakero Rebel (1)</b>	<b>2400m</b>	<b>2200m</b>
		Position in running (margin)	-	2(2.1)
		Sectional time (s)	13.55	15.38
		Cumulative time (s)	191.92	178.37
		Speed (m/s)	14.76	13.00
		Stride length (m)	6.34	6.08
		Stride duration (s)	0.430	0.467
		Stride efficiency (%)	62.89	57.70
		Stride count	31.52	32.91

#### Disclaimer.

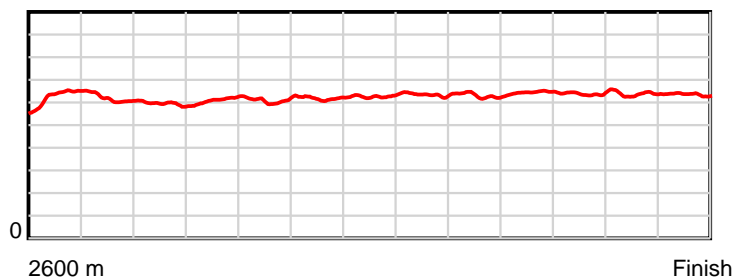
HRNZ and NZMTC and Thoroughbred Ratings Pty Ltd accepts no responsibility for the completeness or accuracy of any of the information contained herein, and makes no representations about its suitability for any particular purpose. Users should make their own judgements about those matters and/or seek independent advice. You assume all risks associated with use of the data provided on this page.

# Race Results

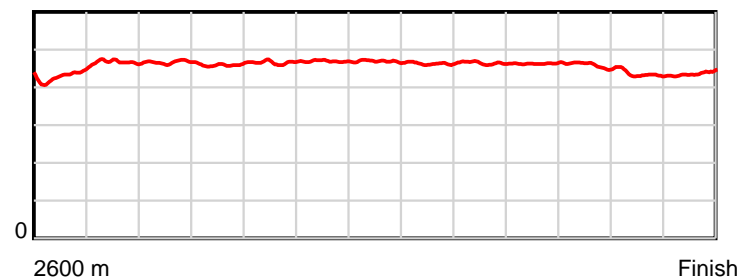
September 30, 2022, Race 11, CUP WEEK TICKETS SELLING FAST MOBILE PACE, Distance 2600m, Addington - Survey 3200m

Result	TAB no.	Horse (Barrier)	2200m to	2000m to	1800m to	1600m to	1400m to	1200m to	1000m to	800m to	600m to	400m to	200m to	Total or	Margin
4th	1	<b>Rakero Rebel (1)</b>	<b>2000m</b>	<b>1800m</b>	<b>1600m</b>	<b>1400m</b>	<b>1200m</b>	<b>1000m</b>	<b>800m</b>	<b>600m</b>	<b>400m</b>	<b>200m</b>	<b>WP</b>	<b>Average</b>	
		Position in running (margin)	3(4.7)	3(3.8)	3(3.8)	3(2.4)	3(4.2)	5(4.3)	4(3.3)	4(3.0)	4(3.4)	4(2.3)	4(2.3)		0.90
		Sectional time (s)	15.48	15.10	15.52	15.43	15.06	14.55	14.79	14.57	14.64	13.94	13.91		
		Cumulative time (s)	162.99	147.51	132.41	116.89	101.46	86.40	71.85	57.06	42.49	27.85	13.91	3:11.92	
		Speed (m/s)	12.92	13.25	12.89	12.96	13.28	13.75	13.52	13.73	13.66	14.35	14.38	13.55	
		Stride length (m)	6.03	6.09	6.00	6.08	6.23	6.37	6.28	6.36	6.26	6.24	6.29	6.20	
		Stride duration (s)	0.467	0.459	0.466	0.469	0.469	0.463	0.464	0.463	0.458	0.435	0.437	0.458	
		Stride efficiency (%)	56.85	57.90	56.34	57.77	60.58	63.33	61.53	63.22	61.24	60.80	61.82	60.08	
		Stride count	33.16	32.86	33.31	32.89	32.12	31.42	31.87	31.44	31.95	32.06	31.80	419.31	

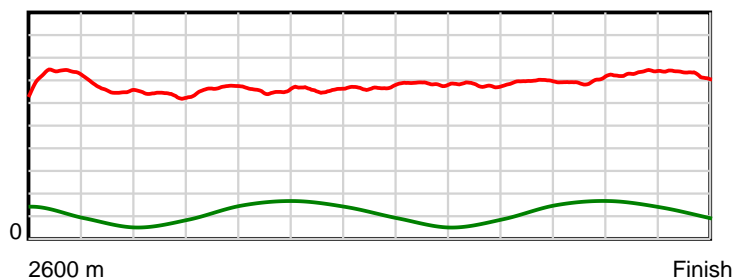
10 m Stride length



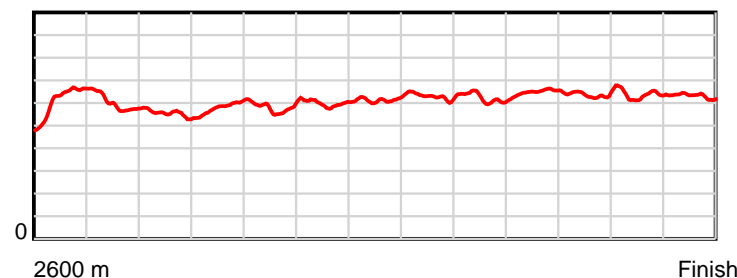
0.6 s Stride duration



20 m/sec Speed



100 % Stride efficiency



Note: Horizontal distance axis grid lines are 200m furlongs.

## Disclaimer.

HRNZ and NZMTC and Thoroughbred Ratings Pty Ltd accepts no responsibility for the completeness or accuracy of any of the information contained herein, and makes no representations about its suitability for any particular purpose. Users should make their own judgements about those matters and/or seek independent advice. You assume all risks associated with use of the data provided on this page.



# Race Results



September 30, 2022, Race 11, CUP WEEK TICKETS SELLING FAST MOBILE PACE, Distance 2600m, Addington - Survey 3200m

Result	TAB no.	Horse (Barrier)	2600 to	2400m to
5th	9	<b>Happy Place (9)</b>	<b>2400m</b>	<b>2200m</b>
		Position in running (margin)	-	11(9.2)
		Sectional time (s)	14.71	15.89
		Cumulative time (s)	192.22	177.51
		Speed (m/s)	13.59	12.59
		Stride length (m)	6.47	6.05
		Stride duration (s)	0.475	0.481
		Stride efficiency (%)	65.35	57.22
		Stride count	30.93	33.05

#### Disclaimer.

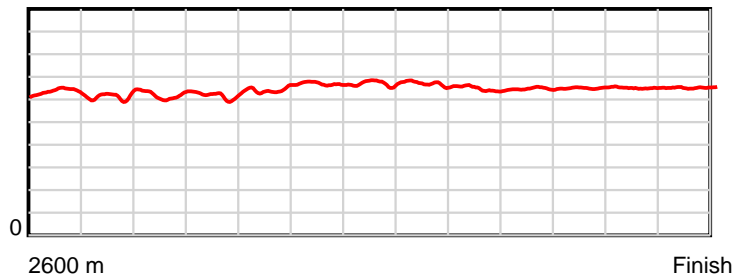
HRNZ and NZMTC and Thoroughbred Ratings Pty Ltd accepts no responsibility for the completeness or accuracy of any of the information contained herein, and makes no representations about its suitability for any particular purpose. Users should make their own judgements about those matters and/or seek independent advice. You assume all risks associated with use of the data provided on this page.

# Race Results

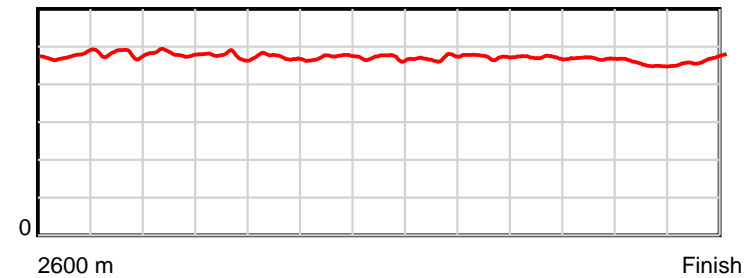
September 30, 2022, Race 11, CUP WEEK TICKETS SELLING FAST MOBILE PACE, Distance 2600m, Addington - Survey 3200m

Result	TAB no.	Horse (Barrier)	2200m to	2000m to	1800m to	1600m to	1400m to	1200m to	1000m to	800m to	600m to	400m to	200m to	Total or	Margin
5th	9	Happy Place (9)	2000m	1800m	1600m	1400m	1200m	1000m	800m	600m	400m	200m	WP	Average	
		Position in running (margin)	14(14.8)	13(15.0)	14(16.8)	13(12.9)	11(9.6)	4(3.2)	2(1.3)	3(1.4)	3(1.7)	2(0.7)	3(1.5)		3.00
		Sectional time (s)	15.67	15.39	15.10	14.59	13.98	14.39	14.88	14.54	14.67	14.06	14.35		
		Cumulative time (s)	161.62	145.95	130.56	115.46	100.87	86.89	72.50	57.62	43.08	28.41	14.35	3:12.22	
		Speed (m/s)	12.76	13.00	13.25	13.71	14.31	13.90	13.44	13.76	13.63	14.22	13.94	13.53	
		Stride length (m)	6.15	6.19	6.25	6.49	6.72	6.55	6.35	6.48	6.39	6.42	6.50	6.38	
		Stride duration (s)	0.482	0.476	0.472	0.473	0.470	0.471	0.473	0.471	0.469	0.451	0.466	0.472	
		Stride efficiency (%)	59.08	59.85	61.09	65.76	70.50	66.97	63.06	65.61	63.79	64.44	65.93	63.60	
		Stride count	32.53	32.32	31.99	30.83	29.78	30.55	31.48	30.86	31.30	31.15	30.79	407.56	

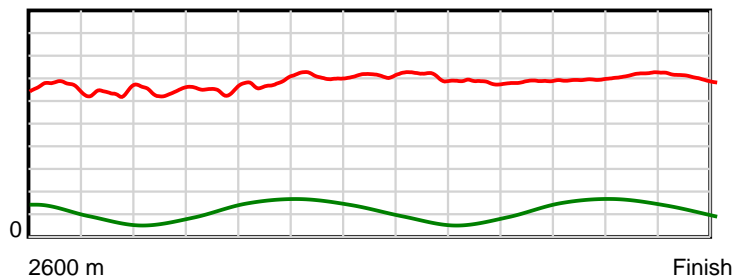
10 m Stride length



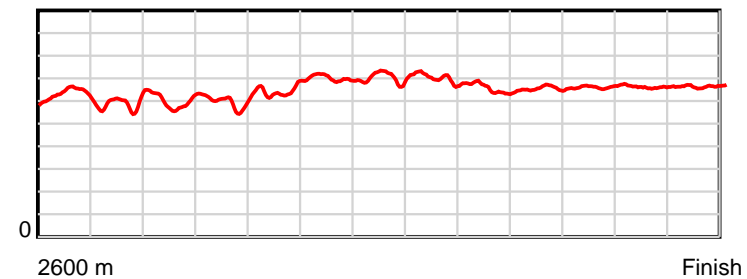
0.6 s Stride duration



20 m/sec Speed



100 % Stride efficiency



Note: Horizontal distance axis grid lines are 200m furlongs.

## Disclaimer.

HRNZ and NZMTC and Thoroughbred Ratings Pty Ltd accepts no responsibility for the completeness or accuracy of any of the information contained herein, and makes no representations about its suitability for any particular purpose. Users should make their own judgements about those matters and/or seek independent advice. You assume all risks associated with use of the data provided on this page.



# Race Results



September 30, 2022, Race 11, CUP WEEK TICKETS SELLING FAST MOBILE PACE, Distance 2600m, Addington - Survey 3200m

Result	TAB no.	Horse (Barrier)	2600 to	2400m to
6th	12	Foveaux Gamble... (12)	2400m	2200m
		Position in running (margin)	-	12(9.6)
		Sectional time (s)	14.82	15.01
		Cumulative time (s)	192.32	177.50
		Speed (m/s)	13.49	13.32
		Stride length (m)	6.25	6.26
		Stride duration (s)	0.451	0.470
		Stride efficiency (%)	61.05	61.29
		Stride count	32.00	31.94

#### Disclaimer.

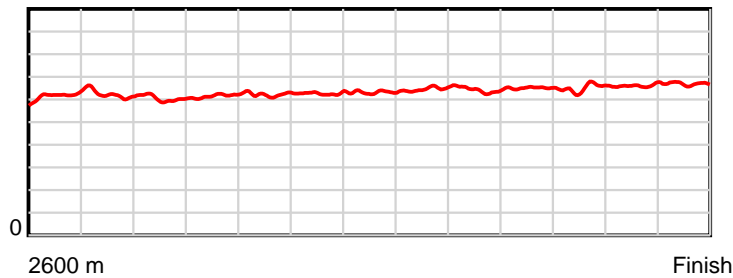
HRNZ and NZMTC and Thoroughbred Ratings Pty Ltd accepts no responsibility for the completeness or accuracy of any of the information contained herein, and makes no representations about its suitability for any particular purpose. Users should make their own judgements about those matters and/or seek independent advice. You assume all risks associated with use of the data provided on this page.

# Race Results

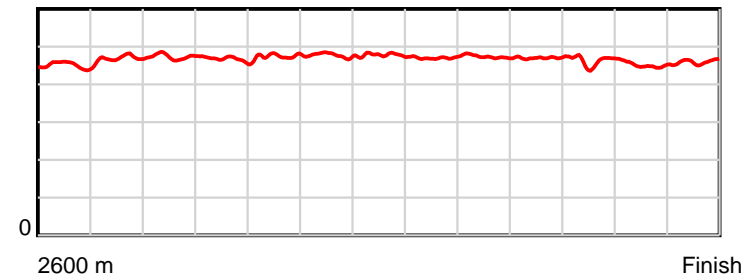
September 30, 2022, Race 11, CUP WEEK TICKETS SELLING FAST MOBILE PACE, Distance 2600m, Addington - Survey 3200m

Result	TAB no.	Horse (Barrier)	2200m to	2000m to	1800m to	1600m to	1400m to	1200m to	1000m to	800m to	600m to	400m to	200m to	Total or	Margin
6th	12	Foveaux Gamble... (12)	2000m	1800m	1600m	1400m	1200m	1000m	800m	600m	400m	200m	WP	Average	
		Position in running (margin)	10(10.0)	10(10.0)	9(10.6)	9(8.5)	10(9.4)	11(10.2)	11(9.0)	10(9.0)	11(9.2)	11(6.5)	6(4.5)		3.10
		Sectional time (s)	15.64	15.20	15.39	15.28	15.18	14.52	14.86	14.52	14.39	13.59	13.92		
		Cumulative time (s)	162.49	146.85	131.65	116.26	100.98	85.80	71.28	56.42	41.90	27.51	13.92	3:12.32	
		Speed (m/s)	12.79	13.16	13.00	13.09	13.18	13.77	13.46	13.77	13.90	14.72	14.37	13.52	
		Stride length (m)	6.05	6.15	6.17	6.25	6.29	6.48	6.37	6.48	6.44	6.63	6.62	6.34	
		Stride duration (s)	0.474	0.467	0.475	0.477	0.477	0.470	0.473	0.470	0.463	0.451	0.461	0.469	
		Stride efficiency (%)	57.27	59.04	59.48	61.04	61.80	65.59	63.48	65.62	64.82	68.71	68.39	62.75	
		Stride count	33.04	32.54	32.42	32.00	31.80	30.87	31.38	30.86	31.05	30.16	30.23	410.29	

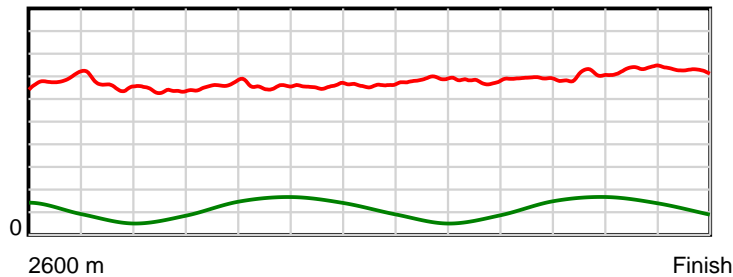
10 m Stride length



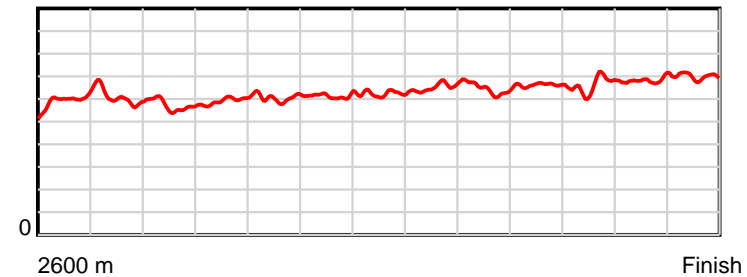
0.6 s Stride duration



20 m/sec Speed



100 % Stride efficiency



Note: Horizontal distance axis grid lines are 200m furlongs.

## Disclaimer.

HRNZ and NZMTC and Thoroughbred Ratings Pty Ltd accepts no responsibility for the completeness or accuracy of any of the information contained herein, and makes no representations about its suitability for any particular purpose. Users should make their own judgements about those matters and/or seek independent advice. You assume all risks associated with use of the data provided on this page.



# Race Results



September 30, 2022, Race 11, CUP WEEK TICKETS SELLING FAST MOBILE PACE, Distance 2600m, Addington - Survey 3200m

Result	TAB no.	Horse (Barrier)	2600 to	2400m to
7th	11	<b>Teds Legacy (11)</b>	<b>2400m</b>	<b>2200m</b>
		Position in running (margin)	-	9(7.8)
		Sectional time (s)	14.42	14.99
		Cumulative time (s)	192.52	178.10
		Speed (m/s)	13.87	13.34
		Stride length (m)	6.47	6.36
		Stride duration (s)	0.457	0.477
		Stride efficiency (%)	65.45	63.24
		Stride count	30.90	31.44

#### Disclaimer.

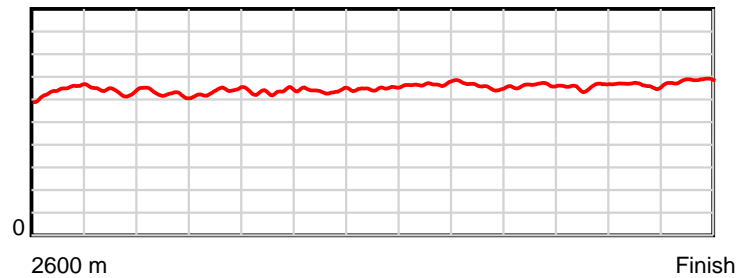
HRNZ and NZMTC and Thoroughbred Ratings Pty Ltd accepts no responsibility for the completeness or accuracy of any of the information contained herein, and makes no representations about its suitability for any particular purpose. Users should make their own judgements about those matters and/or seek independent advice. You assume all risks associated with use of the data provided on this page.

# Race Results

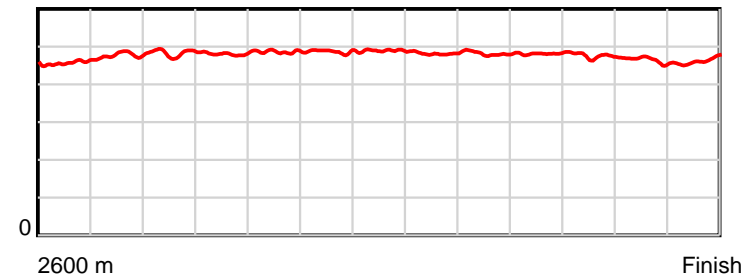
September 30, 2022, Race 11, CUP WEEK TICKETS SELLING FAST MOBILE PACE, Distance 2600m, Addington - Survey 3200m

Result	TAB no.	Horse (Barrier)	2200m to	2000m to	1800m to	1600m to	1400m to	1200m to	1000m to	800m to	600m to	400m to	200m to	Total or	Margin
7th	11	<b>Teds Legacy (11)</b>	<b>2000m</b>	<b>1800m</b>	<b>1600m</b>	<b>1400m</b>	<b>1200m</b>	<b>1000m</b>	<b>800m</b>	<b>600m</b>	<b>400m</b>	<b>200m</b>	<b>WP</b>	<b>Average</b>	
		Position in running (margin)	7(8.1)	7(7.1)	7(7.3)	7(5.8)	8(8.4)	10(8.7)	9(7.4)	8(6.1)	9(6.2)	9(6.3)	11(9.1)		4.70
		Sectional time (s)	15.48	15.12	15.51	15.55	15.11	14.49	14.63	14.52	14.84	14.40	13.46		
		Cumulative time (s)	163.11	147.63	132.51	117.00	101.45	86.34	71.85	57.22	42.70	27.86	13.46	3:12.52	
		Speed (m/s)	12.92	13.23	12.89	12.86	13.24	13.80	13.67	13.77	13.48	13.89	14.86	13.50	
		Stride length (m)	6.25	6.36	6.27	6.26	6.47	6.65	6.59	6.63	6.41	6.45	6.88	6.46	
		Stride duration (s)	0.484	0.481	0.486	0.487	0.489	0.482	0.482	0.481	0.476	0.464	0.463	0.478	
		Stride efficiency (%)	60.97	63.22	61.47	61.32	65.49	69.07	67.77	68.73	64.23	65.06	74.06	65.25	
		Stride count	32.02	31.44	31.89	31.93	30.89	30.08	30.37	30.16	31.20	31.00	29.05	402.37	

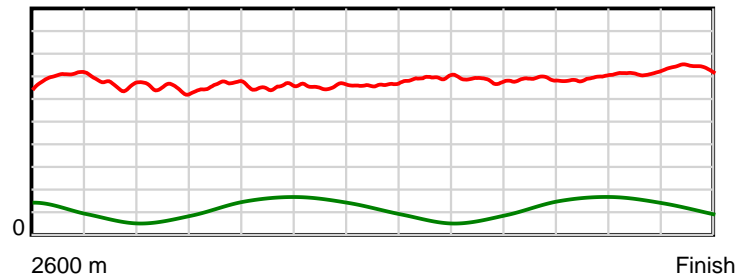
10 m Stride length



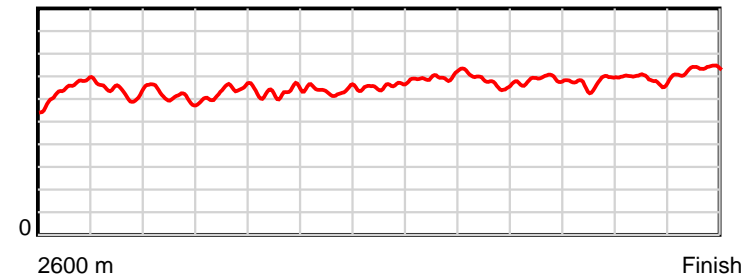
0.6 s Stride duration



20 m/sec Speed



100 % Stride efficiency



Note: Horizontal distance axis grid lines are 200m furlongs.

**Disclaimer.**

HRNZ and NZMTC and Thoroughbred Ratings Pty Ltd accepts no responsibility for the completeness or accuracy of any of the information contained herein, and makes no representations about its suitability for any particular purpose. Users should make their own judgements about those matters and/or seek independent advice. You assume all risks associated with use of the data provided on this page.



# Race Results



September 30, 2022, Race 11, CUP WEEK TICKETS SELLING FAST MOBILE PACE, Distance 2600m, Addington - Survey 3200m

Result	TAB no.	Horse (Barrier)	2600 to	2400m to
8th	13	<b>Rakanotta (13)</b>	<b>2400m</b>	<b>2200m</b>
		Position in running (margin)	-	8(6.5)
		Sectional time (s)	14.13	15.43
		Cumulative time (s)	192.62	178.49
		Speed (m/s)	14.15	12.96
		Stride length (m)	6.23	5.79
		Stride duration (s)	0.435	0.447
		Stride efficiency (%)	60.61	52.45
		Stride count	32.11	34.52

#### Disclaimer.

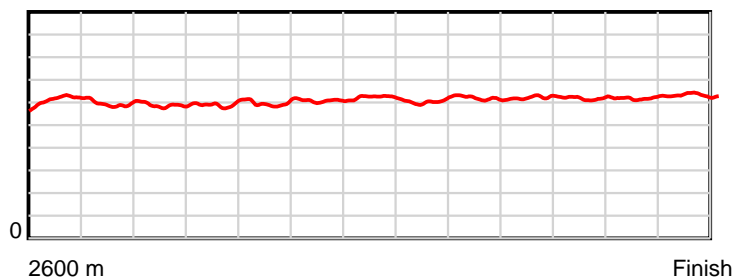
HRNZ and NZMTC and Thoroughbred Ratings Pty Ltd accepts no responsibility for the completeness or accuracy of any of the information contained herein, and makes no representations about its suitability for any particular purpose. Users should make their own judgements about those matters and/or seek independent advice. You assume all risks associated with use of the data provided on this page.

# Race Results

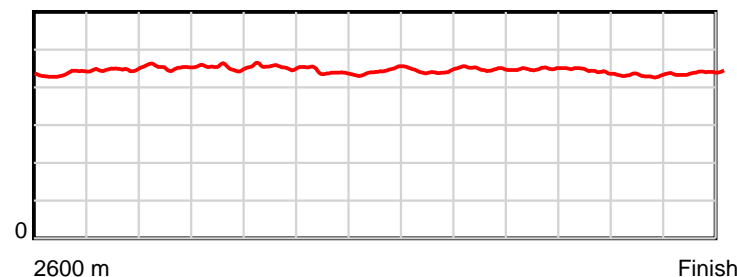
September 30, 2022, Race 11, CUP WEEK TICKETS SELLING FAST MOBILE PACE, Distance 2600m, Addington - Survey 3200m

Result	TAB no.	Horse (Barrier)	2200m to	2000m to	1800m to	1600m to	1400m to	1200m to	1000m to	800m to	600m to	400m to	200m to	Total or	Margin
8th	13	Rakanotta (13)	2000m	1800m	1600m	1400m	1200m	1000m	800m	600m	400m	200m	WP	Average	
		Position in running (margin)	8(9.4)	9(9.4)	10(10.7)	10(8.8)	7(7.6)	3(3.0)	5(3.4)	5(3.2)	5(3.5)	5(3.0)	7(6.2)		5.00
		Sectional time (s)	15.65	15.31	15.43	14.92	14.29	14.78	14.82	14.55	14.75	14.47	14.09		
		Cumulative time (s)	163.06	147.41	132.10	116.67	101.75	87.46	72.68	57.86	43.31	28.56	14.09	3:12.62	
		Speed (m/s)	12.78	13.06	12.96	13.40	14.00	13.53	13.50	13.75	13.56	13.82	14.19	13.50	
		Stride length (m)	5.80	5.92	5.89	5.91	6.22	6.00	6.05	6.18	6.00	5.97	6.24	6.01	
		Stride duration (s)	0.454	0.453	0.455	0.441	0.444	0.443	0.448	0.449	0.442	0.432	0.439	0.445	
		Stride efficiency (%)	52.50	54.80	54.29	54.59	60.51	56.18	57.26	59.65	56.17	55.74	60.77	56.47	
		Stride count	34.51	33.77	33.93	33.84	32.14	33.36	33.04	32.37	33.36	33.49	32.07	432.51	

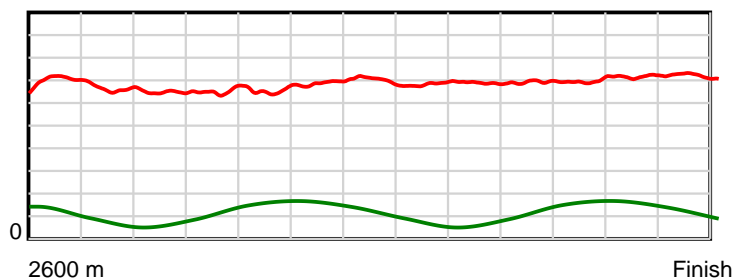
10 m Stride length



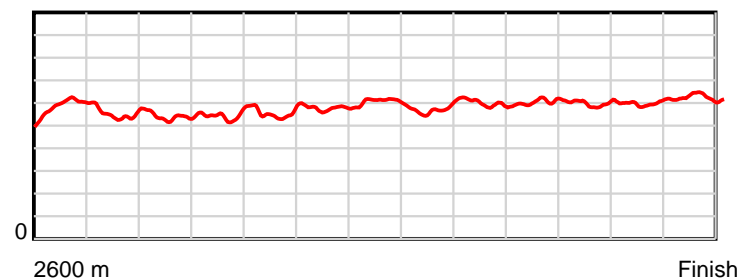
0.6 s Stride duration



20 m/sec Speed



100 % Stride efficiency



Note: Horizontal distance axis grid lines are 200m furlongs.

**Disclaimer.**

HRNZ and NZMTC and Thoroughbred Ratings Pty Ltd accepts no responsibility for the completeness or accuracy of any of the information contained herein, and makes no representations about its suitability for any particular purpose. Users should make their own judgements about those matters and/or seek independent advice. You assume all risks associated with use of the data provided on this page.



# Race Results



September 30, 2022, Race 11, CUP WEEK TICKETS SELLING FAST MOBILE PACE, Distance 2600m, Addington - Survey 3200m

Result	TAB no.	Horse (Barrier)	2600 to	2400m to
9th	6	<b>Maid Of Money (6)</b>	<b>2400m</b>	<b>2200m</b>
		Position in running (margin)	-	10(7.8)
		Sectional time (s)	14.53	16.07
		Cumulative time (s)	192.72	178.19
		Speed (m/s)	13.76	12.45
		Stride length (m)	5.93	5.56
		Stride duration (s)	0.431	0.447
		Stride efficiency (%)	55.04	48.35
		Stride count	33.70	35.96

#### Disclaimer.

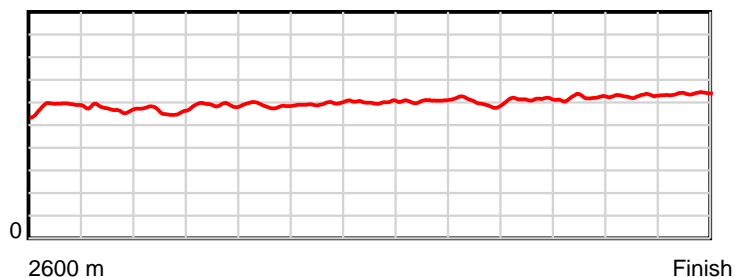
HRNZ and NZMTC and Thoroughbred Ratings Pty Ltd accepts no responsibility for the completeness or accuracy of any of the information contained herein, and makes no representations about its suitability for any particular purpose. Users should make their own judgements about those matters and/or seek independent advice. You assume all risks associated with use of the data provided on this page.

# Race Results

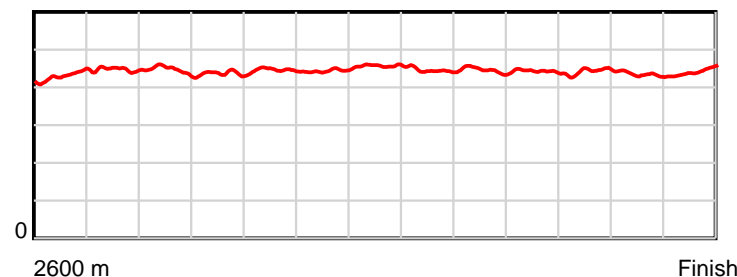
September 30, 2022, Race 11, CUP WEEK TICKETS SELLING FAST MOBILE PACE, Distance 2600m, Addington - Survey 3200m

Result	TAB no.	Horse (Barrier)	2200m to	2000m to	1800m to	1600m to	1400m to	1200m to	1000m to	800m to	600m to	400m to	200m to	Total or	Margin
9th	6	Maid Of Money (6)	2000m	1800m	1600m	1400m	1200m	1000m	800m	600m	400m	200m	WP	Average	
		Position in running (margin)	13(14.5)	14(17.6)	13(15.7)	12(12.7)	13(11.6)	13(12.1)	13(11.7)	13(11.2)	13(10.8)	12(8.1)	8(7.3)		5.80
		Sectional time (s)	16.14	14.78	15.25	14.94	15.14	14.65	14.77	14.42	14.40	13.79	13.84		
		Cumulative time (s)	162.12	145.98	131.20	115.95	101.01	85.87	71.22	56.45	42.03	27.63	13.84	3:12.72	
		Speed (m/s)	12.39	13.53	13.11	13.39	13.21	13.65	13.54	13.87	13.89	14.50	14.45	13.49	
		Stride length (m)	5.52	5.91	5.85	5.95	6.04	6.07	6.03	6.15	6.14	6.29	6.41	5.98	
		Stride duration (s)	0.446	0.437	0.446	0.444	0.457	0.445	0.446	0.443	0.442	0.434	0.443	0.443	
		Stride efficiency (%)	47.66	54.61	53.54	55.29	56.93	57.59	56.90	59.04	58.98	61.86	64.13	55.87	
		Stride count	36.21	33.83	34.17	33.62	33.14	32.95	33.14	32.54	32.56	31.79	31.22	434.83	

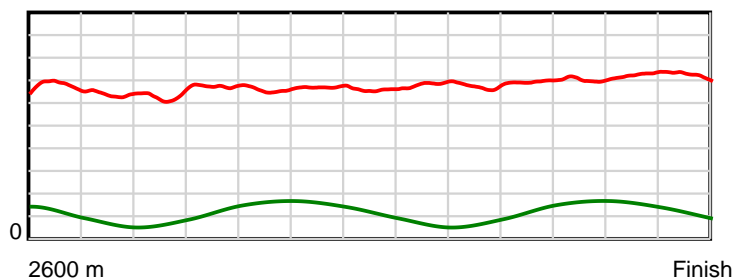
10 m Stride length



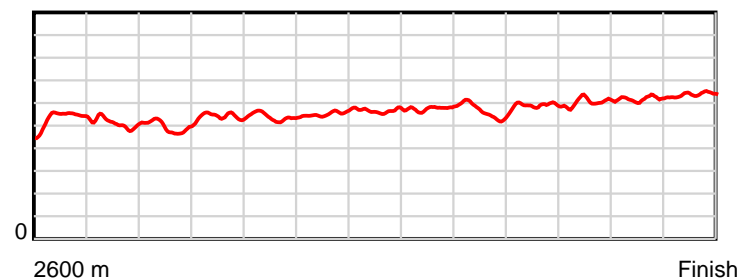
0.6 s Stride duration



20 m/sec Speed



100 % Stride efficiency



Note: Horizontal distance axis grid lines are 200m furlongs.

**Disclaimer.**

HRNZ and NZMTC and Thoroughbred Ratings Pty Ltd accepts no responsibility for the completeness or accuracy of any of the information contained herein, and makes no representations about its suitability for any particular purpose. Users should make their own judgements about those matters and/or seek independent advice. You assume all risks associated with use of the data provided on this page.



# Race Results



September 30, 2022, Race 11, CUP WEEK TICKETS SELLING FAST MOBILE PACE, Distance 2600m, Addington - Survey 3200m

Result	TAB no.	Horse (Barrier)	2600 to	2400m to
10th	14	<b>Get Back (14)</b>	<b>2400m</b>	<b>2200m</b>
		Position in running (margin)	-	13(10.0)
		Sectional time (s)	14.91	15.20
		Cumulative time (s)	192.82	177.91
		Speed (m/s)	13.41	13.16
		Stride length (m)	6.47	6.30
		Stride duration (s)	0.466	0.479
		Stride efficiency (%)	65.49	61.99
		Stride count	30.89	31.75

#### Disclaimer.

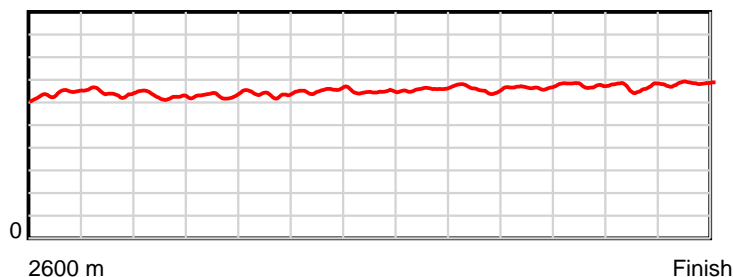
HRNZ and NZMTC and Thoroughbred Ratings Pty Ltd accepts no responsibility for the completeness or accuracy of any of the information contained herein, and makes no representations about its suitability for any particular purpose. Users should make their own judgements about those matters and/or seek independent advice. You assume all risks associated with use of the data provided on this page.

# Race Results

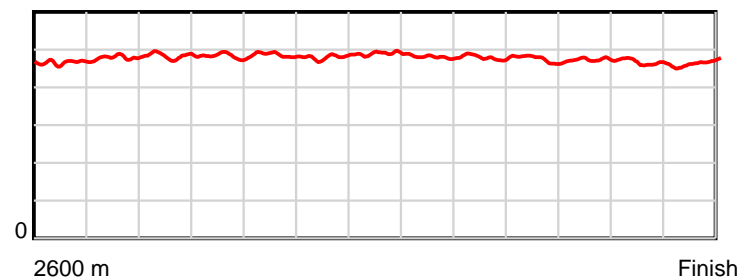
September 30, 2022, Race 11, CUP WEEK TICKETS SELLING FAST MOBILE PACE, Distance 2600m, Addington - Survey 3200m

Result	TAB no.	Horse (Barrier)	2200m to	2000m to	1800m to	1600m to	1400m to	1200m to	1000m to	800m to	600m to	400m to	200m to	Total or	Margin
10th	14	<b>Get Back (14)</b>	<b>2000m</b>	<b>1800m</b>	<b>1600m</b>	<b>1400m</b>	<b>1200m</b>	<b>1000m</b>	<b>800m</b>	<b>600m</b>	<b>400m</b>	<b>200m</b>	<b>WP</b>	<b>Average</b>	
		Position in running (margin)	11(11.6)	11(11.2)	11(12.8)	11(11.7)	12(10.3)	12(10.6)	12(11.1)	12(10.9)	12(9.9)	13(8.3)	12(9.3)		6.20
		Sectional time (s)	15.57	15.36	15.57	14.91	15.10	14.79	14.82	14.31	14.58	14.09	13.61		
		Cumulative time (s)	162.71	147.14	131.78	116.21	101.30	86.20	71.41	56.59	42.28	27.70	13.61	3:12.82	
		Speed (m/s)	12.85	13.02	12.85	13.41	13.25	13.52	13.50	13.98	13.72	14.19	14.70	13.48	
		Stride length (m)	6.21	6.29	6.25	6.44	6.48	6.49	6.48	6.62	6.49	6.60	6.84	6.46	
		Stride duration (s)	0.484	0.483	0.486	0.480	0.490	0.480	0.480	0.474	0.473	0.465	0.465	0.479	
		Stride efficiency (%)	60.28	61.79	60.95	64.91	65.71	65.90	65.55	68.50	65.91	68.09	73.06	65.12	
		Stride count	32.20	31.81	32.02	31.03	30.84	30.80	30.88	30.21	30.79	30.30	29.25	402.77	

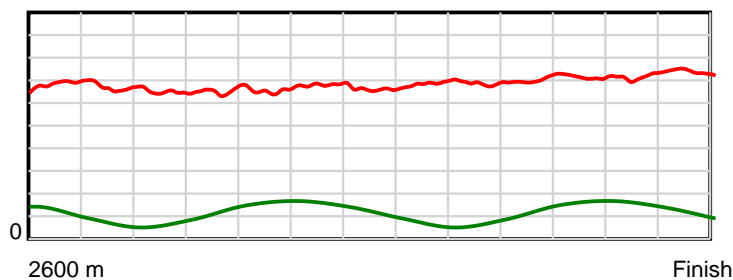
10 m Stride length



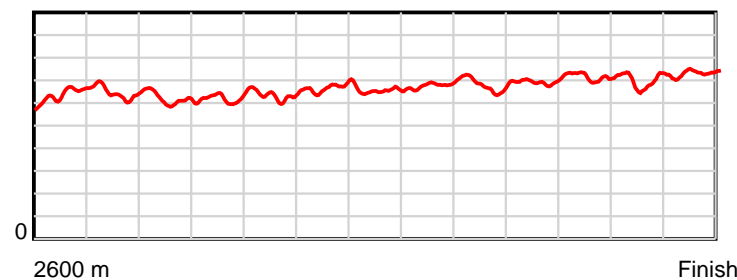
0.6 s Stride duration



20 m/sec Speed



100 % Stride efficiency



Note: Horizontal distance axis grid lines are 200m furlongs.

## Disclaimer.

HRNZ and NZMTC and Thoroughbred Ratings Pty Ltd accepts no responsibility for the completeness or accuracy of any of the information contained herein, and makes no representations about its suitability for any particular purpose. Users should make their own judgements about those matters and/or seek independent advice. You assume all risks associated with use of the data provided on this page.



# Race Results



September 30, 2022, Race 11, CUP WEEK TICKETS SELLING FAST MOBILE PACE, Distance 2600m, Addington - Survey 3200m

Result	TAB no.	Horse (Barrier)	2600 to	2400m to
11th	7	Hail Lucius (7)	2400m	2200m
		Position in running (margin)	-	14(10.3)
		Sectional time (s)	14.82	15.34
		Cumulative time (s)	193.02	178.20
		Speed (m/s)	13.49	13.04
		Stride length (m)	5.90	5.77
		Stride duration (s)	0.439	0.443
		Stride efficiency (%)	54.35	52.07
		Stride count	33.91	34.65

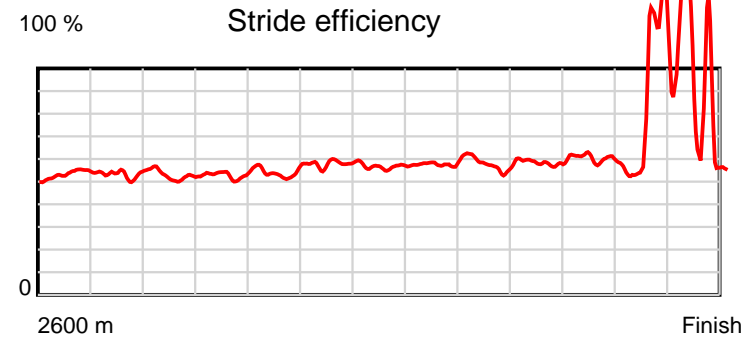
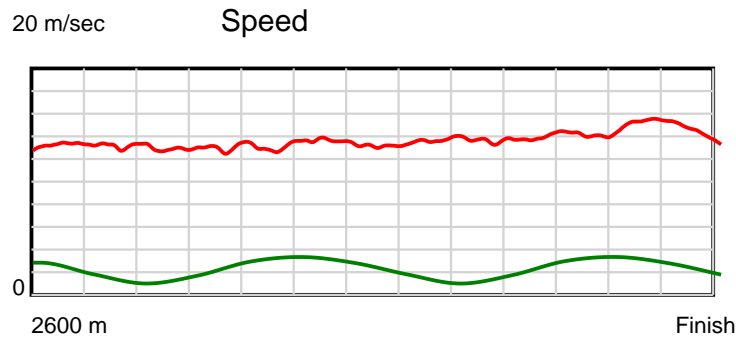
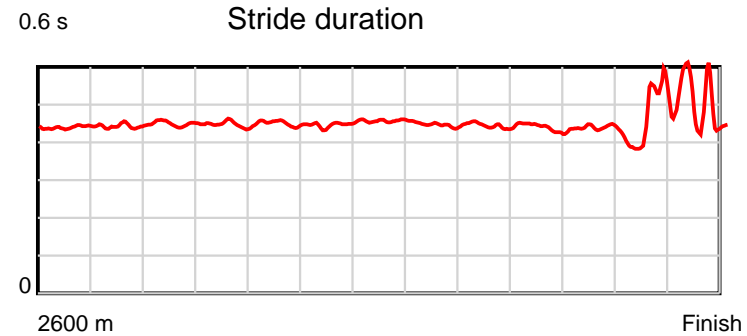
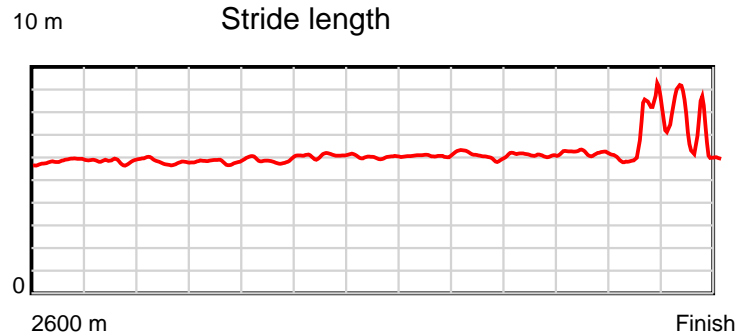
#### Disclaimer.

HRNZ and NZMTC and Thoroughbred Ratings Pty Ltd accepts no responsibility for the completeness or accuracy of any of the information contained herein, and makes no representations about its suitability for any particular purpose. Users should make their own judgements about those matters and/or seek independent advice. You assume all risks associated with use of the data provided on this page.

# Race Results

September 30, 2022, Race 11, CUP WEEK TICKETS SELLING FAST MOBILE PACE, Distance 2600m, Addington - Survey 3200m

Result	TAB no.	Horse (Barrier)	2200m to	2000m to	1800m to	1600m to	1400m to	1200m to	1000m to	800m to	600m to	400m to	200m to	Total or	Margin
11th	7	Hail Lucius (7)	2000m	1800m	1600m	1400m	1200m	1000m	800m	600m	400m	200m	WP	Average	
		Position in running (margin)	12(12.7)	12(13.5)	12(14.8)	14(13.4)	14(12.2)	14(12.3)	14(12.7)	14(12.6)	14(11.2)	14(9.7)	9(7.7)		7.20
		Sectional time (s)	15.78	15.30	15.52	14.93	15.07	14.77	14.85	14.25	14.60	13.58	14.21		
		Cumulative time (s)	162.86	147.08	131.78	116.26	101.33	86.26	71.49	56.64	42.39	27.79	14.21	3:13.02	
		Speed (m/s)	12.67	13.07	12.89	13.40	13.27	13.54	13.47	14.04	13.70	14.73	14.07	13.47	
		Stride length (m)	5.70	5.85	5.80	5.99	6.06	6.04	5.99	6.16	6.00	6.48	6.58	6.01	
		Stride duration (s)	0.450	0.447	0.450	0.447	0.457	0.446	0.445	0.439	0.438	0.440	0.468	0.447	
		Stride efficiency (%)	50.74	53.41	52.65	56.11	57.46	57.05	56.00	59.33	56.26	65.52	67.65	56.53	
		Stride count	35.10	34.21	34.46	33.38	32.98	33.10	33.41	32.46	33.33	30.89	30.40	432.28	



Note: Horizontal distance axis grid lines are 200m furlongs.

#### Disclaimer.

HRNZ and NZMTC and Thoroughbred Ratings Pty Ltd accepts no responsibility for the completeness or accuracy of any of the information contained herein, and makes no representations about its suitability for any particular purpose. Users should make their own judgements about those matters and/or seek independent advice. You assume all risks associated with use of the data provided on this page.



# Race Results



September 30, 2022, Race 11, CUP WEEK TICKETS SELLING FAST MOBILE PACE, Distance 2600m, Addington - Survey 3200m

Result	TAB no.	Horse (Barrier)	2600 to	2400m to
12th	2	<b>Sports Babe (2)</b>	<b>2400m</b>	<b>2200m</b>
		Position in running (margin)	-	7(5.6)
		Sectional time (s)	14.20	15.19
		Cumulative time (s)	194.02	179.82
		Speed (m/s)	14.08	13.17
		Stride length (m)	5.82	5.72
		Stride duration (s)	0.411	0.435
		Stride efficiency (%)	52.93	51.19
		Stride count	34.36	34.95

#### Disclaimer.

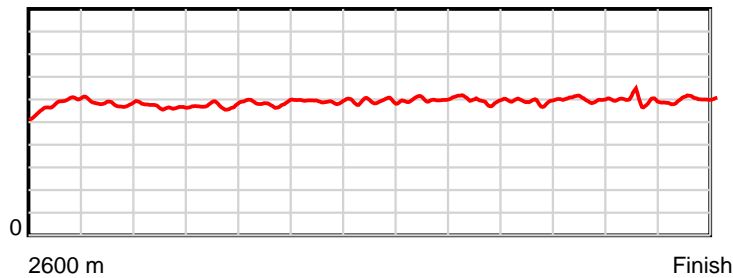
HRNZ and NZMTC and Thoroughbred Ratings Pty Ltd accepts no responsibility for the completeness or accuracy of any of the information contained herein, and makes no representations about its suitability for any particular purpose. Users should make their own judgements about those matters and/or seek independent advice. You assume all risks associated with use of the data provided on this page.

# Race Results

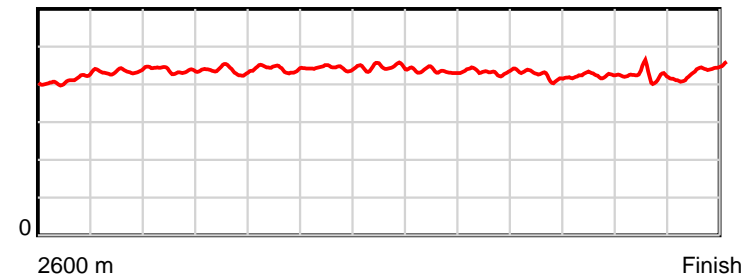
September 30, 2022, Race 11, CUP WEEK TICKETS SELLING FAST MOBILE PACE, Distance 2600m, Addington - Survey 3200m

Result	TAB no.	Horse (Barrier)	2200m to	2000m to	1800m to	1600m to	1400m to	1200m to	1000m to	800m to	600m to	400m to	200m to	Total or	Margin
12th	2	<b>Sports Babe (2)</b>	<b>2000m</b>	<b>1800m</b>	<b>1600m</b>	<b>1400m</b>	<b>1200m</b>	<b>1000m</b>	<b>800m</b>	<b>600m</b>	<b>400m</b>	<b>200m</b>	<b>WP</b>	<b>Average</b>	
		Position in running (margin)	6(7.1)	8(7.4)	8(8.8)	8(7.3)	9(8.4)	9(8.6)	10(8.7)	11(9.1)	10(8.0)	10(6.4)	14(10.4)		12.60
		Sectional time (s)	15.69	15.32	15.50	15.32	15.08	14.73	14.92	14.31	14.57	14.59	14.60		
		Cumulative time (s)	164.63	148.94	133.62	118.12	102.80	87.72	72.99	58.07	43.76	29.19	14.60	3:14.02	
		Speed (m/s)	12.75	13.05	12.90	13.05	13.26	13.58	13.40	13.98	13.73	13.71	13.70	13.40	
		Stride length (m)	5.57	5.70	5.70	5.79	5.92	5.90	5.82	5.91	5.81	5.77	6.01	5.80	
		Stride duration (s)	0.437	0.437	0.442	0.444	0.446	0.435	0.434	0.423	0.423	0.421	0.439	0.433	
		Stride efficiency (%)	48.53	50.84	50.71	52.44	54.79	54.42	52.93	54.54	52.77	52.11	56.50	52.61	
		Stride count	35.89	35.06	35.11	34.53	33.77	33.89	34.36	33.85	34.42	34.63	33.26	448.08	

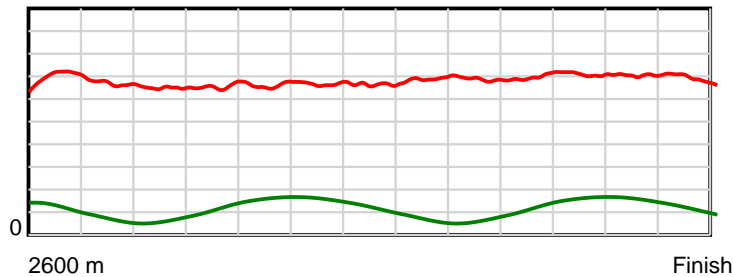
10 m Stride length



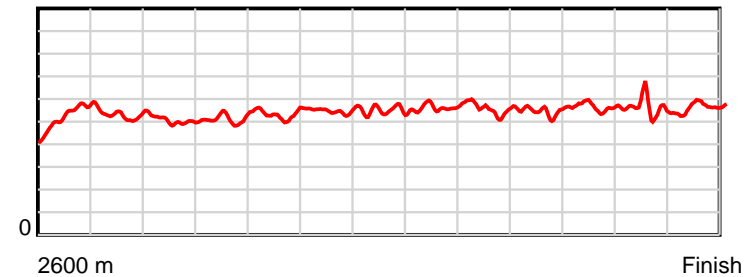
0.6 s Stride duration



20 m/sec Speed



100 % Stride efficiency



Note: Horizontal distance axis grid lines are 200m furlongs.

## Disclaimer.

HRNZ and NZMTC and Thoroughbred Ratings Pty Ltd accepts no responsibility for the completeness or accuracy of any of the information contained herein, and makes no representations about its suitability for any particular purpose. Users should make their own judgements about those matters and/or seek independent advice. You assume all risks associated with use of the data provided on this page.



# Race Results



September 30, 2022, Race 11, CUP WEEK TICKETS SELLING FAST MOBILE PACE, Distance 2600m, Addington - Survey 3200m

Result	TAB no.	Horse (Barrier)	2600 to	2400m to
13th	8	<b>Monaco Grace (8)</b>	<b>2400m</b>	<b>2200m</b>
		Position in running (margin)	-	5(4.5)
		Sectional time (s)	13.87	15.80
		Cumulative time (s)	194.62	180.75
		Speed (m/s)	14.42	12.66
		Stride length (m)	8.03	5.78
		Stride duration (s)	0.562	0.456
		Stride efficiency (%)	100.70	52.16
		Stride count	24.91	34.62

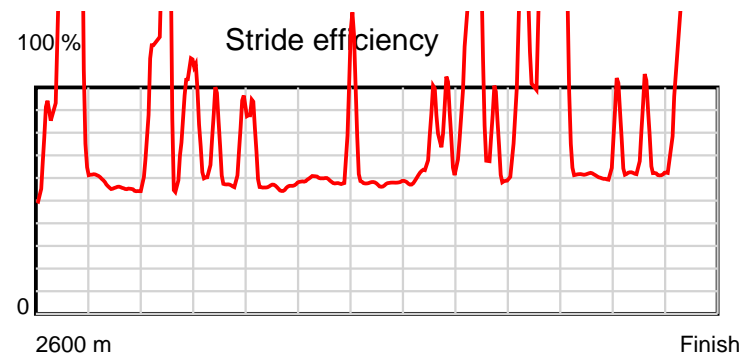
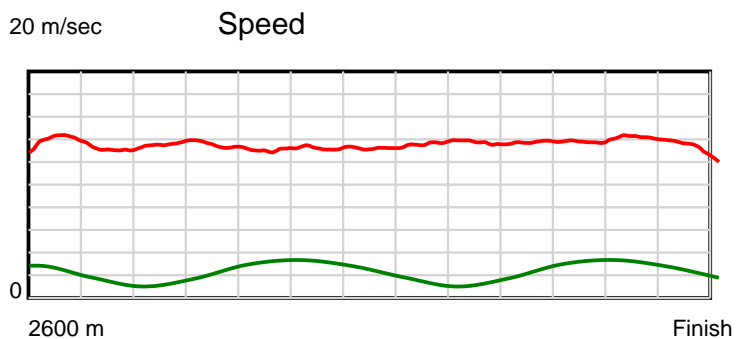
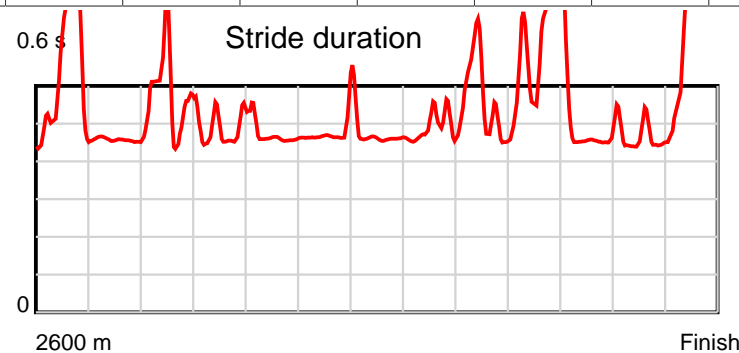
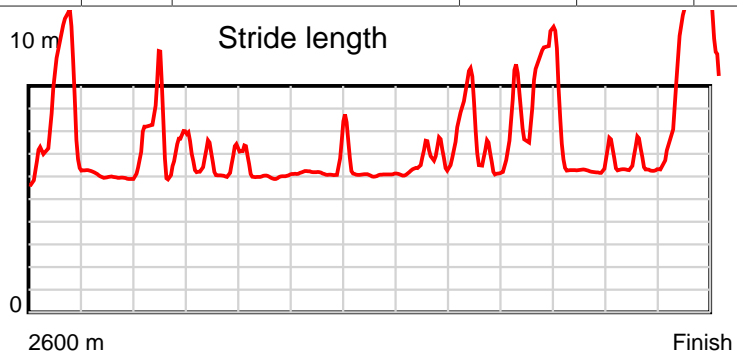
#### Disclaimer.

HRNZ and NZMTC and Thoroughbred Ratings Pty Ltd accepts no responsibility for the completeness or accuracy of any of the information contained herein, and makes no representations about its suitability for any particular purpose. Users should make their own judgements about those matters and/or seek independent advice. You assume all risks associated with use of the data provided on this page.

# Race Results

September 30, 2022, Race 11, CUP WEEK TICKETS SELLING FAST MOBILE PACE, Distance 2600m, Addington - Survey 3200m

Result	TAB no.	Horse (Barrier)	2200m to	2000m to	1800m to	1600m to	1400m to	1200m to	1000m to	800m to	600m to	400m to	200m to	Total or	Margin
13th	8	Monaco Grace (8)	2000m	1800m	1600m	1400m	1200m	1000m	800m	600m	400m	200m	WP	Average	
		Position in running (margin)	9(9.6)	6(6.3)	4(4.8)	4(3.8)	4(4.8)	6(4.6)	6(5.1)	7(5.4)	8(5.8)	8(5.9)	10(7.8)		16.30
		Sectional time (s)	15.09	14.85	15.59	15.29	15.03	14.79	14.89	14.57	14.84	14.26	15.75		
		Cumulative time (s)	164.95	149.86	135.01	119.42	104.13	89.10	74.31	59.42	44.85	30.01	15.75	3:14.62	
		Speed (m/s)	13.25	13.47	12.83	13.08	13.31	13.52	13.43	13.73	13.48	14.03	12.70	13.36	
		Stride length (m)	6.72	6.36	5.90	6.34	6.12	6.46	7.22	7.72	6.17	6.45	10.03	6.72	
		Stride duration (s)	0.507	0.472	0.460	0.484	0.460	0.478	0.537	0.563	0.458	0.459	0.790	0.503	
		Stride efficiency (%)	70.60	63.14	54.35	62.72	58.47	65.29	81.36	93.12	59.54	64.93	157.27	70.58	
		Stride count	29.75	31.46	33.91	31.57	32.70	30.94	27.72	25.91	32.40	31.03	19.94	386.86	



Note: Horizontal distance axis grid lines are 200m furlongs.

**Disclaimer.**

HRNZ and NZMTC and Thoroughbred Ratings Pty Ltd accepts no responsibility for the completeness or accuracy of any of the information contained herein, and makes no representations about its suitability for any particular purpose. Users should make their own judgements about those matters and/or seek independent advice. You assume all risks associated with use of the data provided on this page.



# Race Results



September 30, 2022, Race 11, CUP WEEK TICKETS SELLING FAST MOBILE PACE, Distance 2600m, Addington - Survey 3200m

Result	TAB no.	Horse (Barrier)	2600 to	2400m to
14th	4	Live On Legend (4)	2400m	2200m
		Position in running (margin)	-	4(4.4)
		Sectional time (s)	13.67	15.06
		Cumulative time (s)	195.52	181.85
		Speed (m/s)	14.63	13.28
		Stride length (m)	6.72	6.46
		Stride duration (s)	0.469	0.486
		Stride efficiency (%)	70.65	65.18
		Stride count	29.74	30.97

#### Disclaimer.

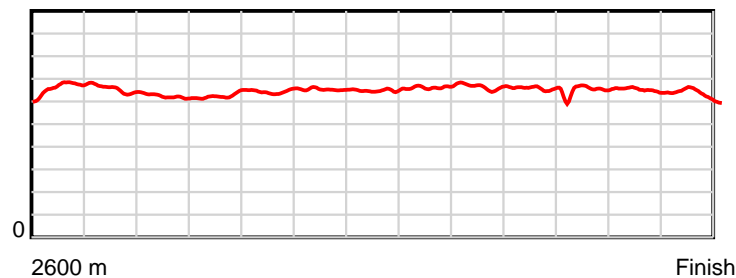
HRNZ and NZMTC and Thoroughbred Ratings Pty Ltd accepts no responsibility for the completeness or accuracy of any of the information contained herein, and makes no representations about its suitability for any particular purpose. Users should make their own judgements about those matters and/or seek independent advice. You assume all risks associated with use of the data provided on this page.

# Race Results

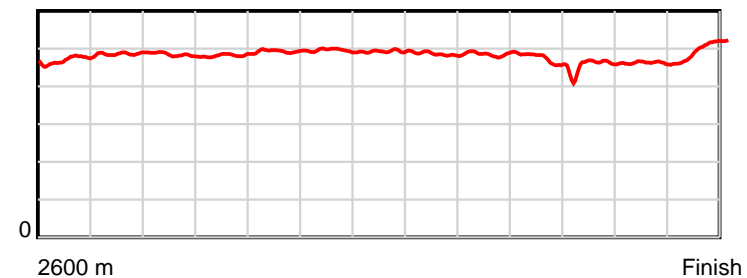
September 30, 2022, Race 11, CUP WEEK TICKETS SELLING FAST MOBILE PACE, Distance 2600m, Addington - Survey 3200m

Result	TAB no.	Horse (Barrier)	2200m to	2000m to	1800m to	1600m to	1400m to	1200m to	1000m to	800m to	600m to	400m to	200m to	Total or	Margin
14th	4	Live On Legend (4)	2000m	1800m	1600m	1400m	1200m	1000m	800m	600m	400m	200m	WP	Average	
		Position in running (margin)	4(5.1)	4(5.1)	6(6.4)	6(5.0)	6(6.8)	8(7.0)	8(7.3)	9(6.7)	7(5.5)	7(4.3)	13(10.0)		21.20
		Sectional time (s)	15.65	15.30	15.52	15.43	15.10	14.74	14.77	14.29	14.64	14.87	16.48		
		Cumulative time (s)	166.79	151.14	135.84	120.32	104.89	89.79	75.05	60.28	45.99	31.35	16.48	3:15.52	
		Speed (m/s)	12.78	13.07	12.89	12.96	13.25	13.57	13.54	14.00	13.66	13.45	12.14	13.30	
		Stride length (m)	6.19	6.30	6.36	6.42	6.53	6.58	6.58	6.57	6.22	6.21	6.13	6.40	
		Stride duration (s)	0.484	0.482	0.493	0.495	0.493	0.485	0.486	0.470	0.456	0.462	0.505	0.481	
		Stride efficiency (%)	59.88	62.02	63.15	64.40	66.62	67.75	67.70	67.55	60.55	60.32	58.72	64.04	
		Stride count	32.31	31.75	31.46	31.15	30.63	30.37	30.39	30.42	32.13	32.19	32.63	406.14	

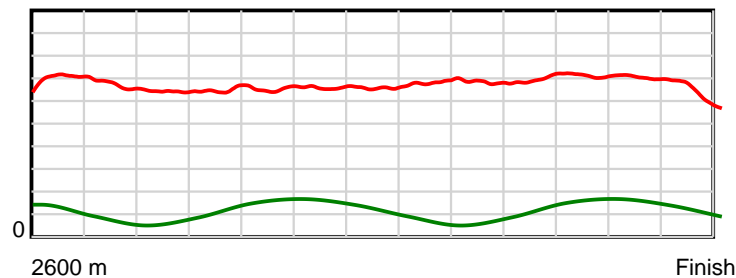
10 m Stride length



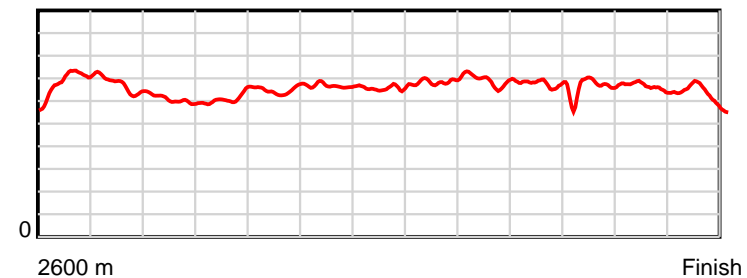
0.6 s Stride duration



20 m/sec Speed



100 % Stride efficiency



Note: Horizontal distance axis grid lines are 200m furlongs.

## Disclaimer.

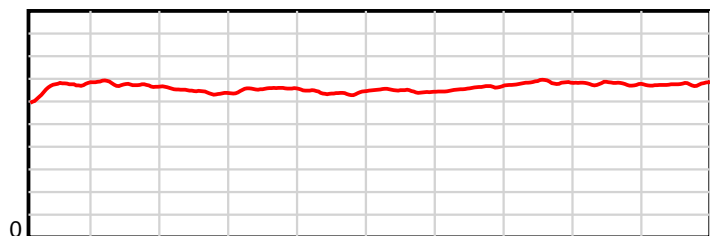
HRNZ and NZMTC and Thoroughbred Ratings Pty Ltd accepts no responsibility for the completeness or accuracy of any of the information contained herein, and makes no representations about its suitability for any particular purpose. Users should make their own judgements about those matters and/or seek independent advice. You assume all risks associated with use of the data provided on this page.

# Race Results

September 30, 2022, Race 12, FIRST DIRECT TAXIS MOBILE PACE, Distance 1980m, Addington - Survey 1980m

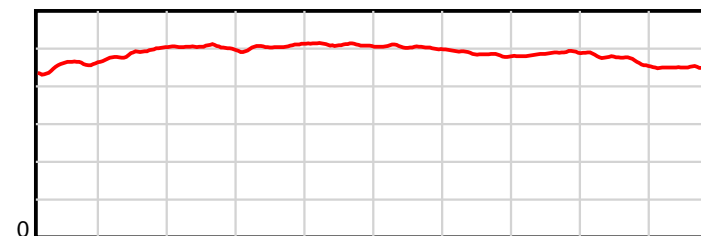
Result	TAB no.	Horse (Barrier)	1980 to	1800m to	1600m to	1400m to	1200m to	1000m to	800m to	600m to	400m to	200m to	Total or	Margin
1st	3	Street Art (3)	1800m	1600m	1400m	1200m	1000m	800m	600m	400m	200m	WP	Average	
		Position in running (margin)	-	2(1.1)	1(0.0)	1(0.0)	1(0.0)	1(0.0)	1(0.0)	1(0.0)	1(0.0)	1(0.0)		0.00
		Sectional time (s)	12.26	14.92	15.66	15.57	15.85	15.63	14.68	14.41	13.87	13.64		
		Cumulative time (s)	146.49	134.23	119.31	103.65	88.08	72.23	56.60	41.92	27.51	13.64	2:26.49	
		Speed (m/s)	14.68	13.40	12.77	12.85	12.62	12.80	13.62	13.88	14.42	14.66	13.52	
		Stride length (m)	6.64	6.57	6.42	6.51	6.43	6.44	6.61	6.77	6.77	6.69	6.58	
		Stride duration (s)	0.456	0.490	0.503	0.506	0.510	0.503	0.486	0.487	0.469	0.456	0.487	
		Stride efficiency (%)	69.00	67.55	64.49	66.14	64.66	64.81	68.37	71.55	71.56	69.93	67.72	
		Stride count	27.09	30.42	31.13	30.74	31.09	31.05	30.24	29.56	29.56	29.90	300.78	

10 m Stride length



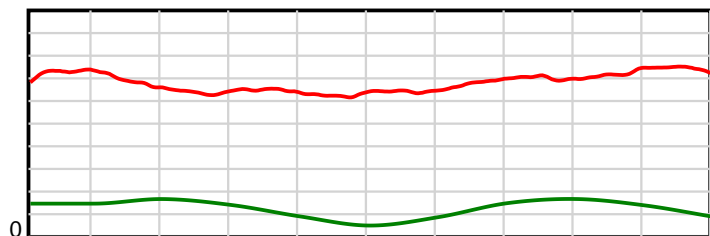
1980 m Finish

0.6 s Stride duration



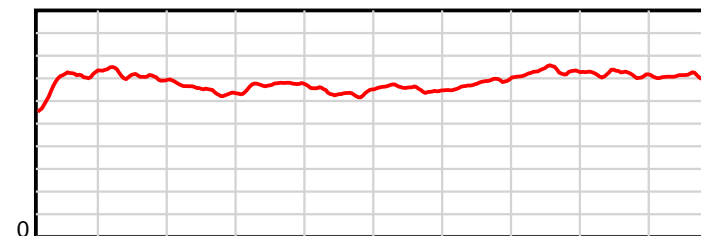
1980 m Finish

20 m/sec Speed



1980 m Finish

100 % Stride efficiency



1980 m Finish

Note: Horizontal distance axis grid lines are 200m furlongs.

## Disclaimer.

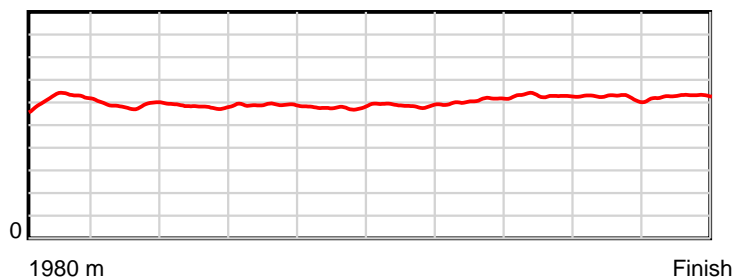
HRNZ and NZMTC and Thoroughbred Ratings Pty Ltd accepts no responsibility for the completeness or accuracy of any of the information contained herein, and makes no representations about its suitability for any particular purpose. Users should make their own judgements about those matters and/or seek independent advice. You assume all risks associated with use of the data provided on this page.

# Race Results

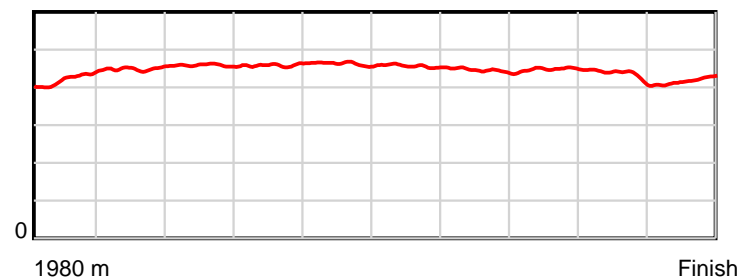
September 30, 2022, Race 12, FIRST DIRECT TAXIS MOBILE PACE, Distance 1980m, Addington - Survey 1980m

Result	TAB no.	Horse (Barrier)	1980 to	1800m to	1600m to	1400m to	1200m to	1000m to	800m to	600m to	400m to	200m to	Total or	Margin
2nd	4	<b>Fernleigh Blac... (4)</b>	<b>1800m</b>	<b>1600m</b>	<b>1400m</b>	<b>1200m</b>	<b>1000m</b>	<b>800m</b>	<b>600m</b>	<b>400m</b>	<b>200m</b>	<b>WP</b>	<b>Average</b>	
		Position in running (margin)	-	1(0.0)	2(1.6)	2(1.7)	2(1.8)	2(2.2)	2(2.0)	2(2.1)	2(1.3)	2(1.4)		0.00
		Sectional time (s)	12.17	15.37	15.68	15.58	15.90	15.59	14.70	14.28	13.88	13.35		
		Cumulative time (s)	146.50	134.33	118.96	103.28	87.70	71.80	56.21	41.51	27.23	13.35	2:26.50	
		Speed (m/s)	14.79	13.01	12.76	12.84	12.58	12.83	13.61	14.01	14.41	14.98	13.52	
		Stride length (m)	6.22	5.85	5.84	5.89	5.82	5.86	6.06	6.28	6.26	6.26	6.02	
		Stride duration (s)	0.423	0.449	0.458	0.459	0.463	0.457	0.445	0.448	0.434	0.418	0.446	
		Stride efficiency (%)	60.42	53.45	53.36	54.16	52.86	53.61	57.33	61.55	61.26	61.29	56.72	
		Stride count	28.95	34.20	34.23	33.97	34.39	34.15	33.02	31.87	31.94	31.93	328.65	

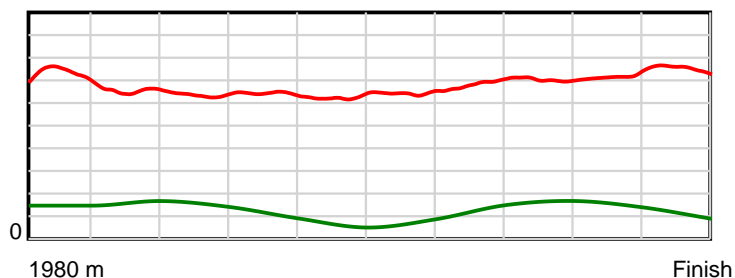
10 m Stride length



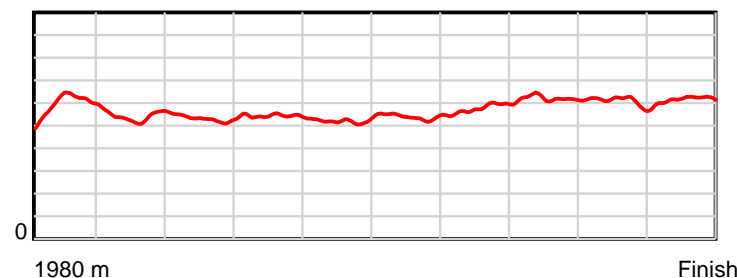
0.6 s Stride duration



20 m/sec Speed



100 % Stride efficiency



Note: Horizontal distance axis grid lines are 200m furlongs.

## Disclaimer.

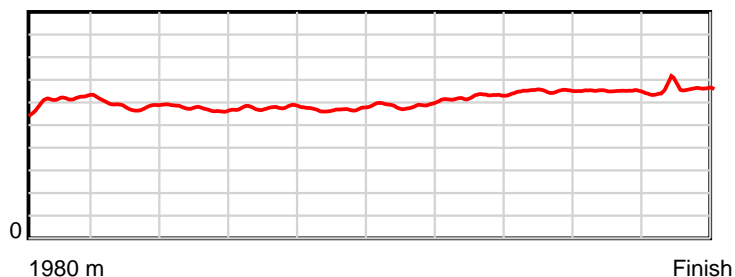
HRNZ and NZMTC and Thoroughbred Ratings Pty Ltd accepts no responsibility for the completeness or accuracy of any of the information contained herein, and makes no representations about its suitability for any particular purpose. Users should make their own judgements about those matters and/or seek independent advice. You assume all risks associated with use of the data provided on this page.

# Race Results

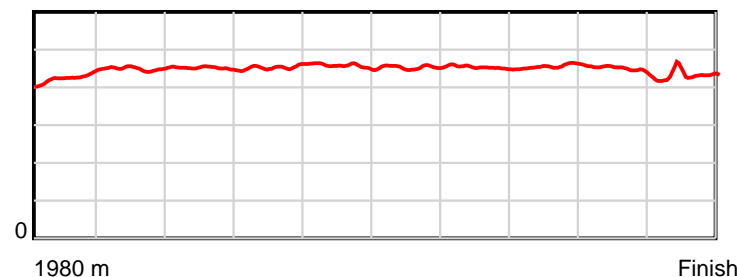
September 30, 2022, Race 12, FIRST DIRECT TAXIS MOBILE PACE, Distance 1980m, Addington - Survey 1980m

Result	TAB no.	Horse (Barrier)	1980 to	1800m to	1600m to	1400m to	1200m to	1000m to	800m to	600m to	400m to	200m to	Total or	Margin
3rd	2	Tayla Me (2)	1800m	1600m	1400m	1200m	1000m	800m	600m	400m	200m	WP	Average	
		Position in running (margin)	-	3(1.5)	3(3.7)	3(3.6)	3(3.4)	3(4.1)	3(3.8)	4(3.1)	4(3.1)	4(2.9)		0.60
		Sectional time (s)	12.58	15.48	15.64	15.53	15.96	15.57	14.57	14.40	13.85	13.01		
		Cumulative time (s)	146.59	134.01	118.53	102.89	87.36	71.40	55.83	41.26	26.86	13.01	2:26.59	
		Speed (m/s)	14.30	12.92	12.79	12.88	12.53	12.85	13.73	13.89	14.44	15.37	13.51	
		Stride length (m)	6.18	5.81	5.77	5.84	5.72	5.82	6.22	6.33	6.46	6.61	6.06	
		Stride duration (s)	0.427	0.450	0.451	0.453	0.457	0.454	0.453	0.456	0.447	0.430	0.449	
		Stride efficiency (%)	59.65	52.75	52.00	53.25	51.17	53.02	60.42	62.62	65.27	68.31	57.39	
		Stride count	29.13	34.42	34.67	34.26	34.95	34.34	32.16	31.59	30.95	30.25	326.72	

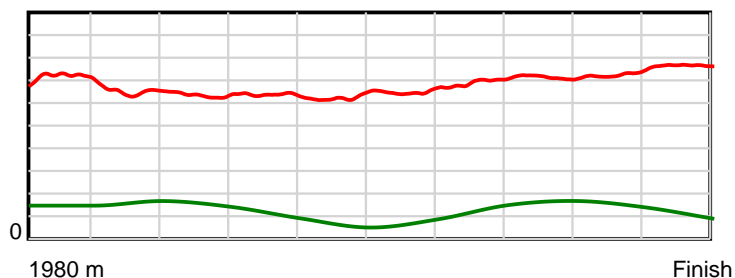
10 m Stride length



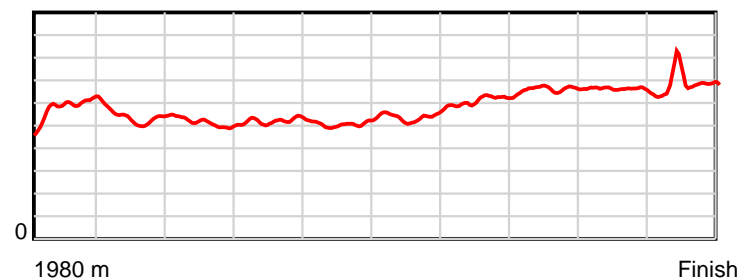
0.6 s Stride duration



20 m/sec Speed



100 % Stride efficiency



Note: Horizontal distance axis grid lines are 200m furlongs.

## Disclaimer.

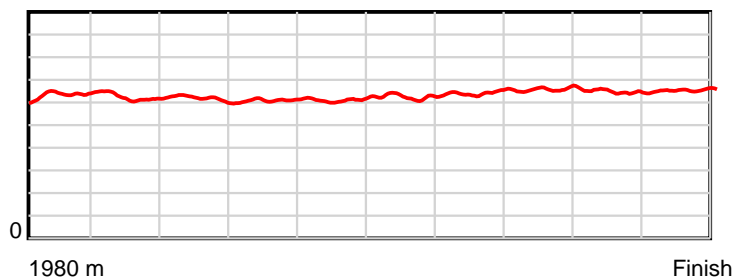
HRNZ and NZMTC and Thoroughbred Ratings Pty Ltd accepts no responsibility for the completeness or accuracy of any of the information contained herein, and makes no representations about its suitability for any particular purpose. Users should make their own judgements about those matters and/or seek independent advice. You assume all risks associated with use of the data provided on this page.

# Race Results

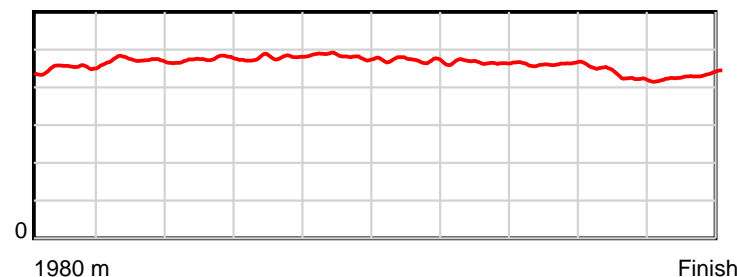
September 30, 2022, Race 12, FIRST DIRECT TAXIS MOBILE PACE, Distance 1980m, Addington - Survey 1980m

Result	TAB no.	Horse (Barrier)	1980 to	1800m to	1600m to	1400m to	1200m to	1000m to	800m to	600m to	400m to	200m to	Total or	Margin
4th	6	<b>With Style (6)</b>	<b>1800m</b>	<b>1600m</b>	<b>1400m</b>	<b>1200m</b>	<b>1000m</b>	<b>800m</b>	<b>600m</b>	<b>400m</b>	<b>200m</b>	<b>WP</b>	<b>Average</b>	
		Position in running (margin)	-	5(3.7)	4(7.0)	6(6.2)	7(7.8)	7(7.7)	7(6.3)	7(6.7)	5(4.1)			2.60
		Sectional time (s)	12.85	15.64	15.53	15.60	16.08	15.62	14.44	14.47	13.44	13.29		
		Cumulative time (s)	146.96	134.11	118.47	102.94	87.34	71.26	55.64	41.20	26.73	13.29	2:26.96	
		Speed (m/s)	14.00	12.79	12.88	12.82	12.44	12.80	13.85	13.82	14.88	15.05	13.47	
		Stride length (m)	6.36	6.03	6.11	6.14	6.01	6.02	6.47	6.37	6.41	6.50	6.23	
		Stride duration (s)	0.452	0.472	0.475	0.479	0.483	0.470	0.467	0.461	0.431	0.432	0.463	
		Stride efficiency (%)	63.13	56.91	58.39	58.91	56.35	56.62	65.40	63.43	64.26	65.97	60.75	
		Stride count	28.32	33.14	32.72	32.57	33.31	33.23	30.92	31.39	31.19	30.78	317.57	

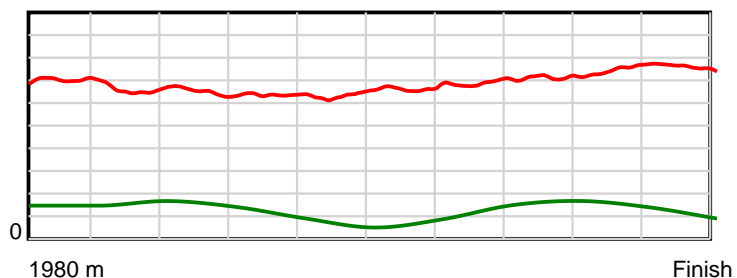
10 m Stride length



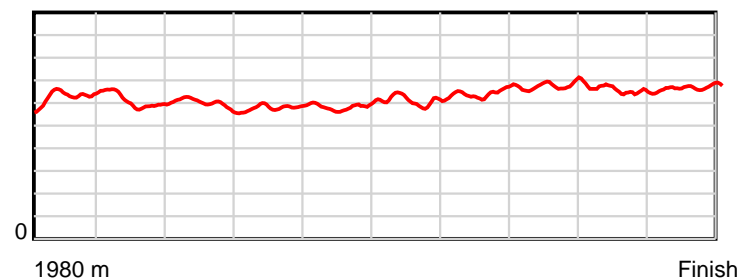
0.6 s Stride duration



20 m/sec Speed



100 % Stride efficiency



Note: Horizontal distance axis grid lines are 200m furlongs.

## Disclaimer.

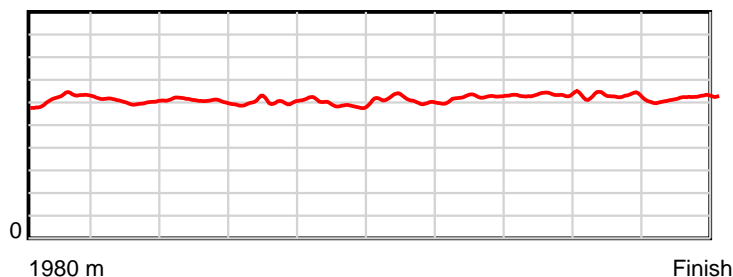
HRNZ and NZMTC and Thoroughbred Ratings Pty Ltd accepts no responsibility for the completeness or accuracy of any of the information contained herein, and makes no representations about its suitability for any particular purpose. Users should make their own judgements about those matters and/or seek independent advice. You assume all risks associated with use of the data provided on this page.

# Race Results

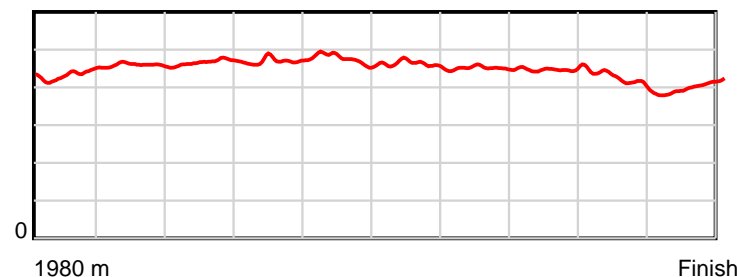
September 30, 2022, Race 12, FIRST DIRECT TAXIS MOBILE PACE, Distance 1980m, Addington - Survey 1980m

Result	TAB no.	Horse (Barrier)	1980 to	1800m to	1600m to	1400m to	1200m to	1000m to	800m to	600m to	400m to	200m to	Total or	Margin
5th	10	<b>Final Collect (10)</b>	<b>1800m</b>	<b>1600m</b>	<b>1400m</b>	<b>1200m</b>	<b>1000m</b>	<b>800m</b>	<b>600m</b>	<b>400m</b>	<b>200m</b>	<b>WP</b>	<b>Average</b>	
		Position in running (margin)	-	8(5.9)	7(8.7)	8(8.2)	8(8.5)	9(10.5)	9(10.5)	8(8.4)	9(8.0)	8(5.5)		2.70
		Sectional time (s)	13.16	15.58	15.57	15.60	16.19	15.62	14.35	14.34	13.45	13.11		
		Cumulative time (s)	146.97	133.81	118.23	102.66	87.06	70.87	55.25	40.90	26.56	13.11	2:26.97	
		Speed (m/s)	13.67	12.84	12.85	12.82	12.35	12.80	13.94	13.95	14.87	15.26	13.47	
		Stride length (m)	6.14	5.89	6.00	6.02	5.86	5.90	6.29	6.24	6.19	6.15	6.06	
		Stride duration (s)	0.433	0.459	0.467	0.470	0.475	0.461	0.452	0.447	0.416	0.403	0.450	
		Stride efficiency (%)	58.83	54.25	56.25	56.63	53.73	54.39	61.92	60.83	59.85	59.01	57.45	
		Stride count	29.34	33.94	33.33	33.22	34.11	33.90	31.77	32.06	32.32	32.55	326.54	

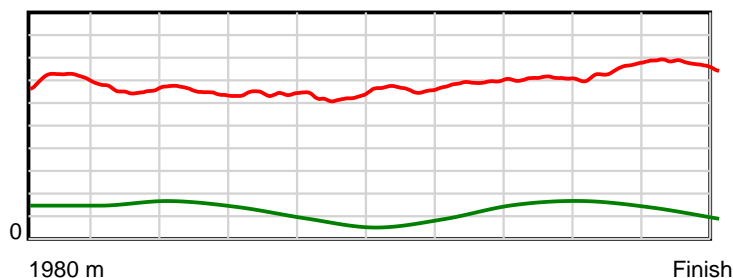
10 m Stride length



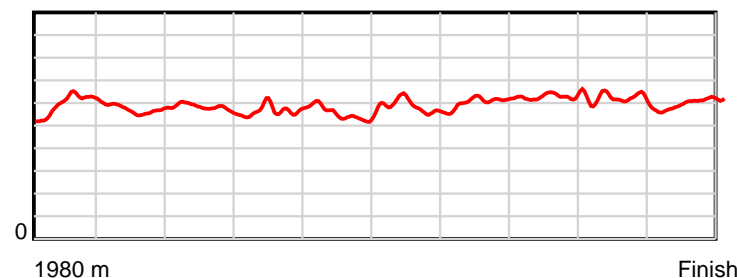
0.6 s Stride duration



20 m/sec Speed



100 % Stride efficiency



Note: Horizontal distance axis grid lines are 200m furlongs.

## Disclaimer.

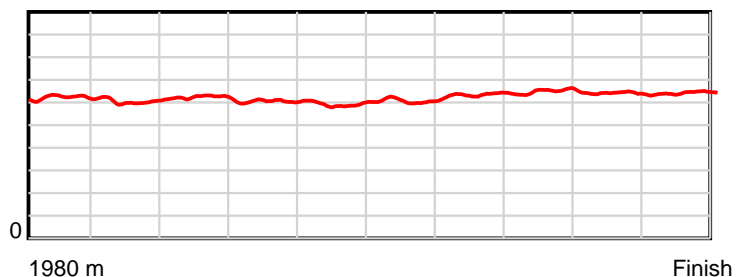
HRNZ and NZMTC and Thoroughbred Ratings Pty Ltd accepts no responsibility for the completeness or accuracy of any of the information contained herein, and makes no representations about its suitability for any particular purpose. Users should make their own judgements about those matters and/or seek independent advice. You assume all risks associated with use of the data provided on this page.

# Race Results

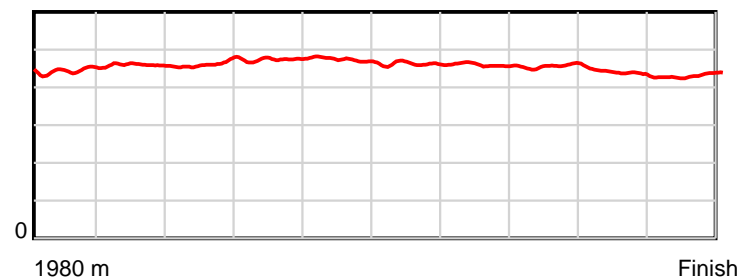
September 30, 2022, Race 12, FIRST DIRECT TAXIS MOBILE PACE, Distance 1980m, Addington - Survey 1980m

Result	TAB no.	Horse (Barrier)	1980 to	1800m to	1600m to	1400m to	1200m to	1000m to	800m to	600m to	400m to	200m to	Total or	Margin
6th	9	Vinke B (9)	1800m	1600m	1400m	1200m	1000m	800m	600m	400m	200m	WP	Average	
		Position in running (margin)	-	4(3.7)	6(7.5)	4(4.4)	4(4.8)	5(6.3)	6(6.3)	5(5.1)	6(5.1)	6(4.1)		3.30
		Sectional time (s)	12.86	15.73	15.15	15.62	16.10	15.64	14.47	14.41	13.71	13.39		
		Cumulative time (s)	147.08	134.22	118.49	103.34	87.72	71.62	55.98	41.51	27.10	13.39	2:27.08	
		Speed (m/s)	13.99	12.71	13.20	12.80	12.42	12.79	13.82	13.88	14.59	14.94	13.46	
		Stride length (m)	6.27	5.84	6.10	6.06	5.88	5.90	6.35	6.32	6.38	6.45	6.15	
		Stride duration (s)	0.444	0.459	0.462	0.474	0.473	0.462	0.460	0.456	0.437	0.432	0.457	
		Stride efficiency (%)	61.40	53.31	58.18	57.45	54.00	54.46	63.02	62.49	63.60	64.97	59.04	
		Stride count	28.72	34.24	32.78	32.99	34.02	33.88	31.49	31.63	31.35	31.02	322.12	

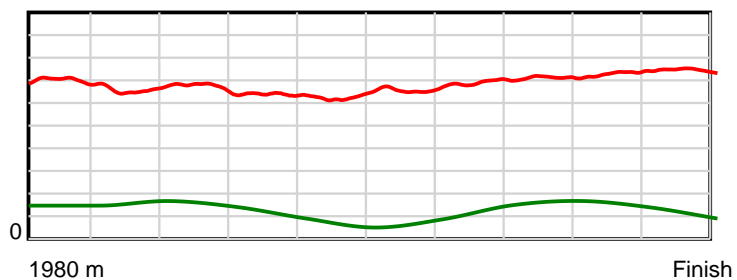
10 m Stride length



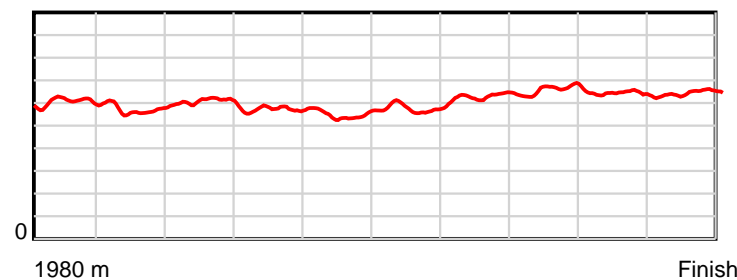
0.6 s Stride duration



20 m/sec Speed



100 % Stride efficiency



Note: Horizontal distance axis grid lines are 200m furlongs.

## Disclaimer.

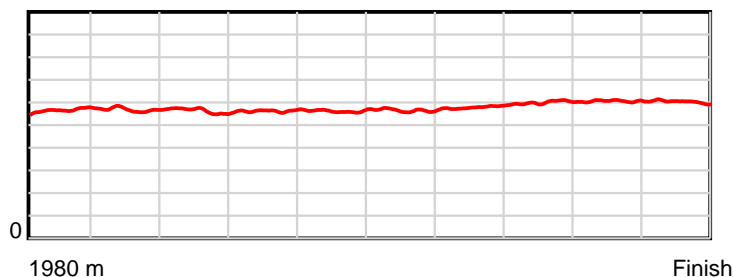
HRNZ and NZMTC and Thoroughbred Ratings Pty Ltd accepts no responsibility for the completeness or accuracy of any of the information contained herein, and makes no representations about its suitability for any particular purpose. Users should make their own judgements about those matters and/or seek independent advice. You assume all risks associated with use of the data provided on this page.

# Race Results

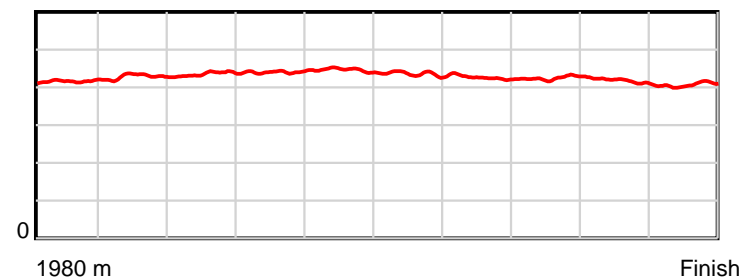
September 30, 2022, Race 12, FIRST DIRECT TAXIS MOBILE PACE, Distance 1980m, Addington - Survey 1980m

Result	TAB no.	Horse (Barrier)	1980 to	1800m to	1600m to	1400m to	1200m to	1000m to	800m to	600m to	400m to	200m to	Total or	Margin
7th	1	Anna Love (1)	1800m	1600m	1400m	1200m	1000m	800m	600m	400m	200m	WP	Average	
		Position in running (margin)	-	10(6.8)	5(7.3)	5(5.9)	5(6.1)	6(6.3)	5(5.6)	6(5.9)	5(5.1)	7(4.3)		4.70
		Sectional time (s)	13.29	15.17	15.43	15.60	15.89	15.51	14.73	14.27	13.74	13.71		
		Cumulative time (s)	147.34	134.05	118.88	103.45	87.85	71.96	56.45	41.72	27.45	13.71	2:27.34	
		Speed (m/s)	13.54	13.18	12.96	12.82	12.59	12.89	13.58	14.02	14.56	14.59	13.44	
		Stride length (m)	5.68	5.65	5.64	5.65	5.62	5.61	5.79	5.96	6.08	5.94	5.76	
		Stride duration (s)	0.417	0.429	0.435	0.441	0.446	0.435	0.427	0.425	0.417	0.407	0.429	
		Stride efficiency (%)	50.37	49.88	49.78	49.87	49.28	49.24	52.43	55.42	57.72	55.16	51.82	
		Stride count	31.70	35.40	35.43	35.40	35.61	35.63	34.53	33.58	32.91	33.66	343.85	

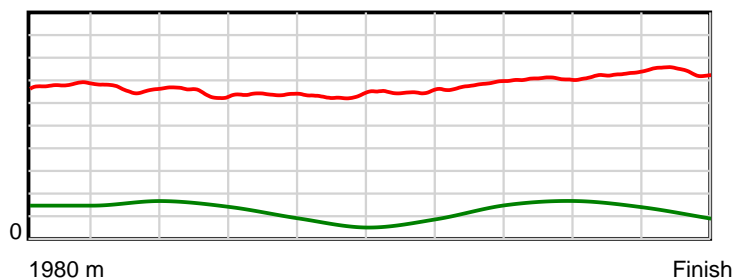
10 m Stride length



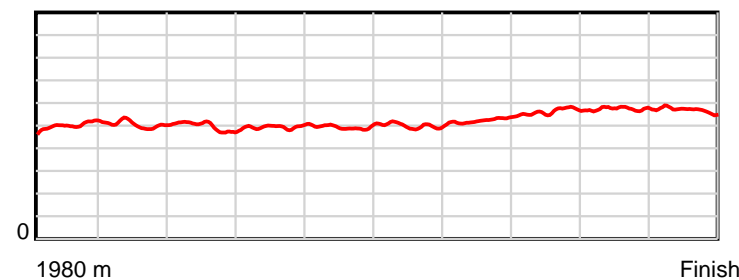
0.6 s Stride duration



20 m/sec Speed



100 % Stride efficiency



Note: Horizontal distance axis grid lines are 200m furlongs.

## Disclaimer.

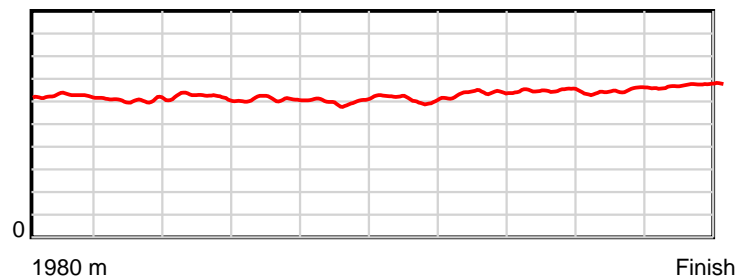
HRNZ and NZMTC and Thoroughbred Ratings Pty Ltd accepts no responsibility for the completeness or accuracy of any of the information contained herein, and makes no representations about its suitability for any particular purpose. Users should make their own judgements about those matters and/or seek independent advice. You assume all risks associated with use of the data provided on this page.

# Race Results

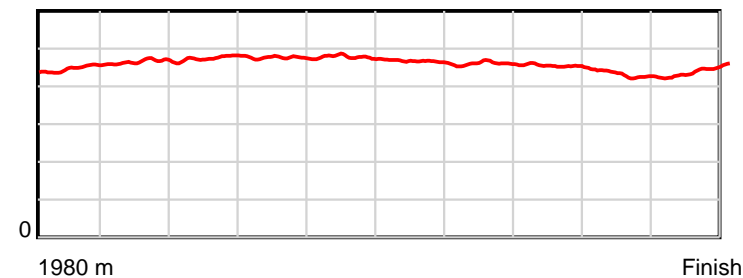
September 30, 2022, Race 12, FIRST DIRECT TAXIS MOBILE PACE, Distance 1980m, Addington - Survey 1980m

Result	TAB no.	Horse (Barrier)	1980 to	1800m to	1600m to	1400m to	1200m to	1000m to	800m to	600m to	400m to	200m to	Total or	Margin
8th	7	Petry (7)	1800m	1600m	1400m	1200m	1000m	800m	600m	400m	200m	WP	Average	
		Position in running (margin)	-	6(4.6)	9(12.3)	9(11.2)	10(11.5)	10(11.3)	10(11.3)	10(9.1)	10(11.2)	10(7.0)		5.00
		Sectional time (s)	13.06	16.38	15.47	15.62	15.82	15.62	14.32	14.75	13.16	13.18		
		Cumulative time (s)	147.38	134.32	117.94	102.47	86.85	71.03	55.41	41.09	26.34	13.18	2:27.38	
		Speed (m/s)	13.78	12.21	12.93	12.80	12.64	12.80	13.97	13.56	15.20	15.17	13.43	
		Stride length (m)	6.24	5.68	6.15	6.09	6.04	5.96	6.42	6.14	6.53	6.72	6.18	
		Stride duration (s)	0.448	0.465	0.476	0.476	0.478	0.466	0.460	0.453	0.430	0.443	0.460	
		Stride efficiency (%)	60.93	50.41	59.17	57.93	56.95	55.55	64.42	58.91	66.62	70.58	59.76	
		Stride count	28.83	35.21	32.50	32.85	33.13	33.54	31.15	32.57	30.63	29.76	320.17	

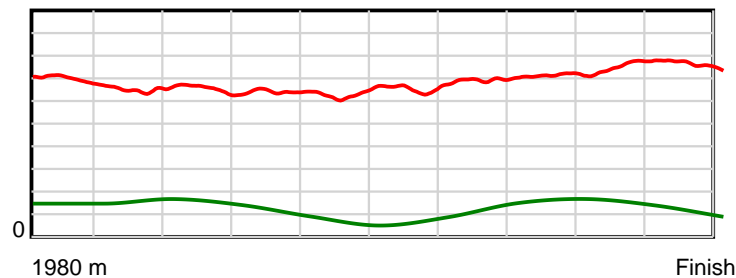
10 m Stride length



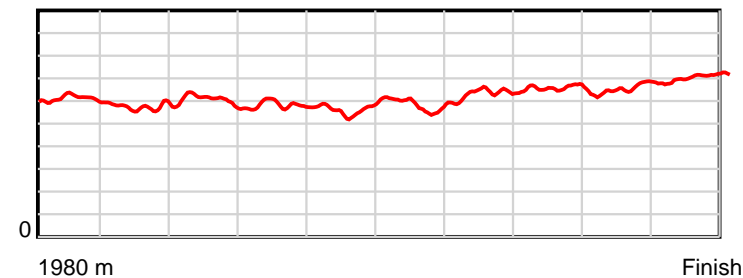
0.6 s Stride duration



20 m/sec Speed



100 % Stride efficiency



Note: Horizontal distance axis grid lines are 200m furlongs.

## Disclaimer.

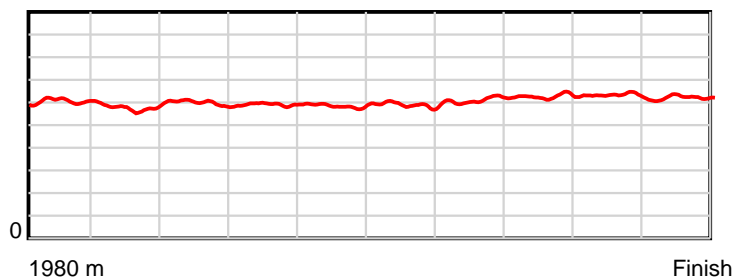
HRNZ and NZMTC and Thoroughbred Ratings Pty Ltd accepts no responsibility for the completeness or accuracy of any of the information contained herein, and makes no representations about its suitability for any particular purpose. Users should make their own judgements about those matters and/or seek independent advice. You assume all risks associated with use of the data provided on this page.

# Race Results

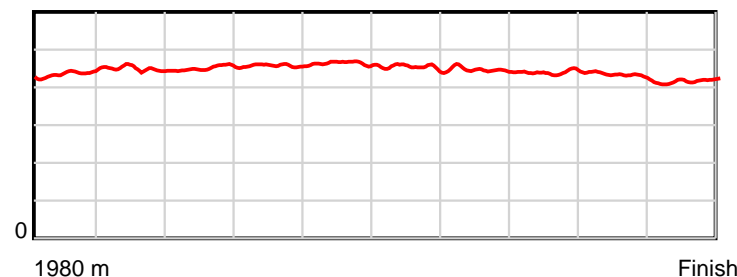
September 30, 2022, Race 12, FIRST DIRECT TAXIS MOBILE PACE, Distance 1980m, Addington - Survey 1980m

Result	TAB no.	Horse (Barrier)	1980 to	1800m to	1600m to	1400m to	1200m to	1000m to	800m to	600m to	400m to	200m to	Total or	Margin
9th	5	Amarla (5)	1800m	1600m	1400m	1200m	1000m	800m	600m	400m	200m	WP	Average	
		Position in running (margin)	-	7(5.7)	8(11.0)	7(7.8)	7(6.9)	8(9.2)	8(8.5)	9(8.6)	8(7.0)	9(6.0)		6.00
		Sectional time (s)	13.29	15.97	15.12	15.43	16.22	15.51	14.71	14.15	13.69	13.48		
		Cumulative time (s)	147.57	134.28	118.31	103.19	87.76	71.54	56.03	41.32	27.17	13.48	2:27.57	
		Speed (m/s)	13.54	12.52	13.23	12.96	12.33	12.89	13.60	14.13	14.61	14.84	13.42	
		Stride length (m)	6.03	5.62	5.96	5.93	5.72	5.83	6.08	6.21	6.30	6.18	5.98	
		Stride duration (s)	0.437	0.449	0.451	0.457	0.464	0.452	0.447	0.439	0.432	0.417	0.446	
		Stride efficiency (%)	56.81	49.40	55.52	54.92	51.19	53.16	57.71	60.30	62.08	59.76	55.87	
		Stride count	29.85	35.57	33.55	33.74	34.95	34.29	32.91	32.20	31.73	32.34	331.13	

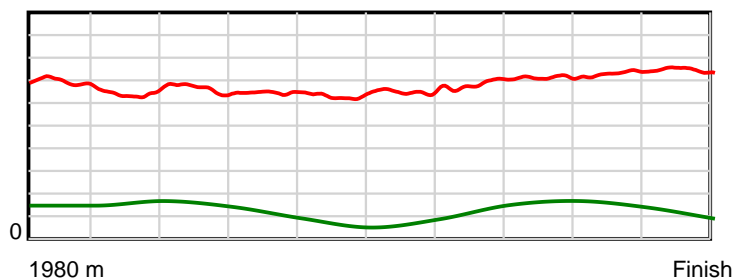
10 m Stride length



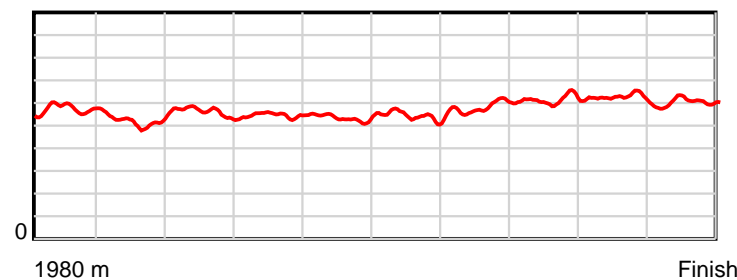
0.6 s Stride duration



20 m/sec Speed



100 % Stride efficiency



Note: Horizontal distance axis grid lines are 200m furlongs.

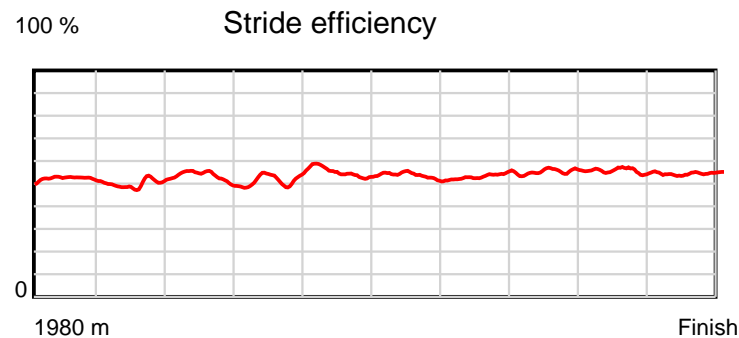
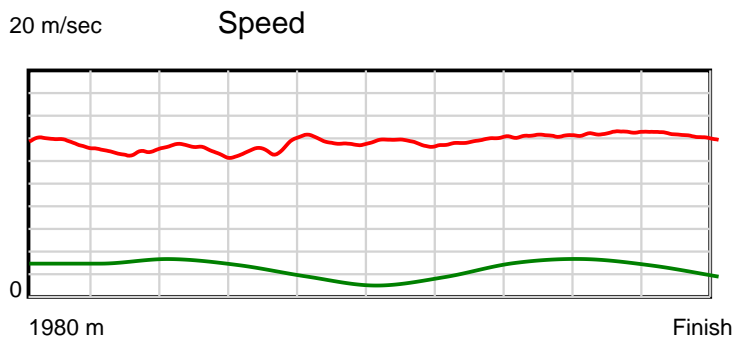
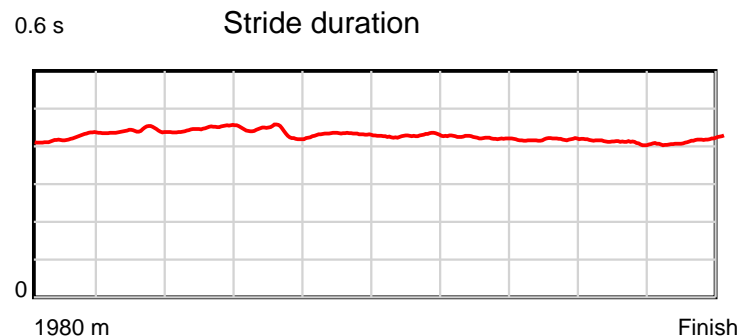
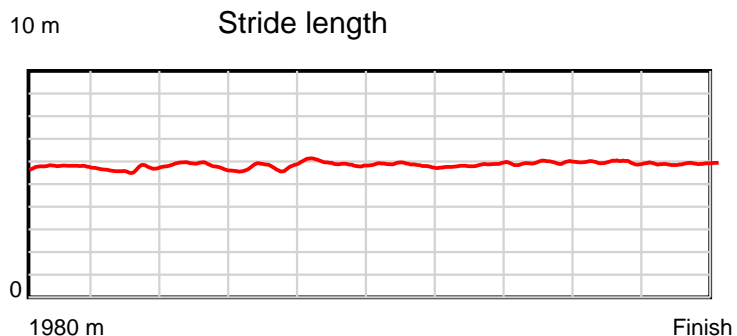
## Disclaimer.

HRNZ and NZMTC and Thoroughbred Ratings Pty Ltd accepts no responsibility for the completeness or accuracy of any of the information contained herein, and makes no representations about its suitability for any particular purpose. Users should make their own judgements about those matters and/or seek independent advice. You assume all risks associated with use of the data provided on this page.

# Race Results

September 30, 2022, Race 12, FIRST DIRECT TAXIS MOBILE PACE, Distance 1980m, Addington - Survey 1980m

Result	TAB no.	Horse (Barrier)	1980 to	1800m to	1600m to	1400m to	1200m to	1000m to	800m to	600m to	400m to	200m to	Total or	Margin
10th	8	Watermelon Sug... (8)	1800m	1600m	1400m	1200m	1000m	800m	600m	400m	200m	WP	Average	
		Position in running (margin)	-	9(6.4)	10(13.8)	10(12.2)	9(10.2)	4(5.5)	4(4.0)	3(2.7)	3(2.7)	3(2.6)		6.50
		Sectional time (s)	13.34	16.34	15.38	15.23	15.07	15.38	14.47	14.40	13.85	14.20		
		Cumulative time (s)	147.66	134.32	117.98	102.60	87.37	72.30	56.92	42.45	28.05	14.20	2:27.66	
		Speed (m/s)	13.49	12.24	13.00	13.13	13.27	13.00	13.82	13.89	14.44	14.08	13.41	
		Stride length (m)	5.78	5.40	5.83	5.75	5.73	5.57	5.83	5.80	5.92	5.85	5.74	
		Stride duration (s)	0.423	0.441	0.448	0.438	0.432	0.428	0.422	0.418	0.410	0.416	0.428	
		Stride efficiency (%)	52.28	45.56	53.10	51.67	51.37	48.45	53.19	52.65	54.83	53.53	51.55	
		Stride count	31.12	37.04	34.31	34.78	34.88	35.92	34.28	34.46	33.76	34.17	344.72	



Note: Horizontal distance axis grid lines are 200m furlongs.

#### Disclaimer.

HRNZ and NZMTC and Thoroughbred Ratings Pty Ltd accepts no responsibility for the completeness or accuracy of any of the information contained herein, and makes no representations about its suitability for any particular purpose. Users should make their own judgements about those matters and/or seek independent advice. You assume all risks associated with use of the data provided on this page.