



Race Results

NZ Metropolitan Trotting Club Inc, HRNZ, October 06, 2022

Compilation date: October 6, 2022, 9:19:05 PM (NZDT)

Copyright © 2022 HRNZ and NZMTC. All rights reserved.

Trademarks.

StrideMASTER is a registered trademark of Thoroughbred Ratings Pty Ltd.

Disclaimer.

HRNZ and NZMTC and Thoroughbred Ratings Pty Ltd accepts no responsibility for the completeness or accuracy of any of the information contained herein, and makes no representations about its suitability for any particular purpose. Users should make their own judgements about those matters and/or seek independent advice. You assume all risks associated with use of the data provided on this page.



Race Results



October 06, 2022, Race 10, STEVE ALFELD @HARCOURTSHORNBY HANDICAP TROT, Distance 2600m, Addington - Survey 3200m

Result	TAB no.	Horse (Barrier)	2600 to	2400m to
1st	8	Aardiebythehil... (1)	2400m	2200m
		Position in running (margin)	-	5(7.9)
		Sectional time (s)	17.32	14.63
		Cumulative time (s)	199.34	182.02
		Speed (m/s)	11.55	13.67
		Stride length (m)	6.25	6.58
		Stride duration (s)	0.462	0.482
		Stride efficiency (%)	61.08	67.76
		Stride count	31.99	30.37

Disclaimer.

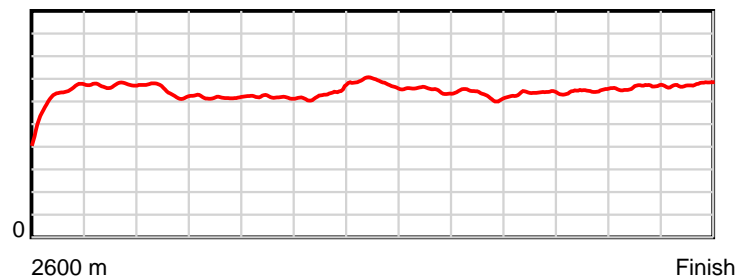
HRNZ and NZMTC and Thoroughbred Ratings Pty Ltd accepts no responsibility for the completeness or accuracy of any of the information contained herein, and makes no representations about its suitability for any particular purpose. Users should make their own judgements about those matters and/or seek independent advice. You assume all risks associated with use of the data provided on this page.

Race Results

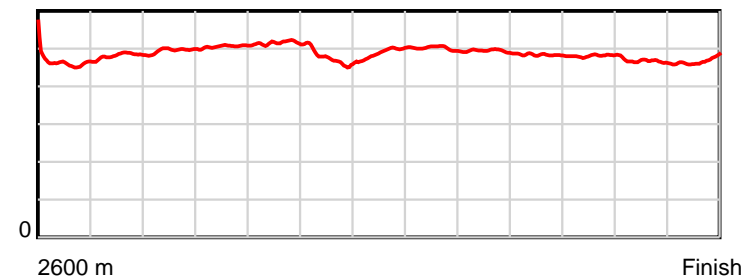
October 06, 2022, Race 10, STEVE ALFELD @HARCOURTSHORNBY HANDICAP TROT, Distance 2600m, Addington - Survey 3200m

Result	TAB no.	Horse (Barrier)	2200m to	2000m to	1800m to	1600m to	1400m to	1200m to	1000m to	800m to	600m to	400m to	200m to	Total or	Margin
1st	8	Aardiebythehil... (1)	2000m	1800m	1600m	1400m	1200m	1000m	800m	600m	400m	200m	WP	Average	
		Position in running (margin)	4(12.1)	4(11.4)	4(7.8)	4(7.3)	2(0.2)	1(0.0)	1(0.0)	1(0.0)	1(0.0)	1(0.0)	1(0.0)		0.00
		Sectional time (s)	15.52	16.46	16.80	14.86	14.38	15.30	15.81	15.22	15.07	13.93	14.04		
		Cumulative time (s)	167.39	151.87	135.41	118.61	103.75	89.37	74.07	58.26	43.04	27.97	14.04	3:19.34	
		Speed (m/s)	12.89	12.15	11.90	13.46	13.91	13.07	12.65	13.14	13.27	14.36	14.25	13.04	
		Stride length (m)	6.39	6.15	6.13	6.38	6.83	6.54	6.24	6.35	6.38	6.68	6.69	6.42	
		Stride duration (s)	0.496	0.506	0.515	0.474	0.491	0.501	0.494	0.483	0.481	0.465	0.470	0.493	
		Stride efficiency (%)	63.77	59.17	58.73	63.52	72.92	66.87	60.94	62.93	63.69	69.74	69.92	64.49	
		Stride count	31.31	32.50	32.62	31.37	29.28	30.57	32.03	31.52	31.33	29.94	29.90	404.73	

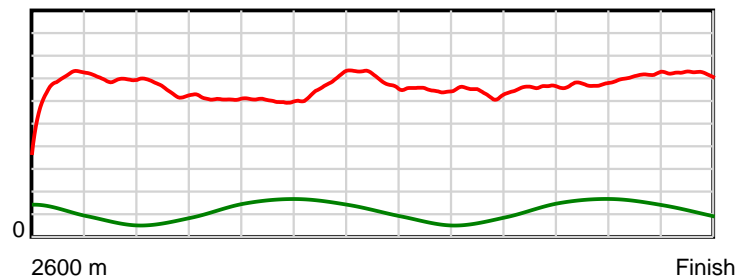
10 m Stride length



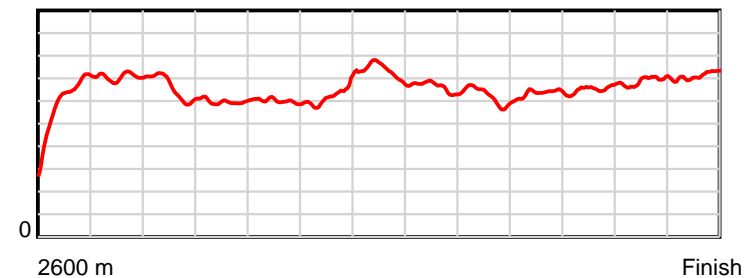
0.6 s Stride duration



20 m/sec Speed



100 % Stride efficiency



Note: Horizontal distance axis grid lines are 200m furlongs.

Disclaimer.

HRNZ and NZMTC and Thoroughbred Ratings Pty Ltd accepts no responsibility for the completeness or accuracy of any of the information contained herein, and makes no representations about its suitability for any particular purpose. Users should make their own judgements about those matters and/or seek independent advice. You assume all risks associated with use of the data provided on this page.



Race Results



October 06, 2022, Race 10, STEVE ALFELD @HARCOURTSHORNBY HANDICAP TROT, Distance 2600m, Addington - Survey 3200m

Result	TAB no.	Horse (Barrier)	2600 to	2400m to
2nd	11	Majestic Lavro... (9)	2400m	2200m
		Position in running (margin)	-	8(19.1)
		Sectional time (s)	19.51	15.02
		Cumulative time (s)	199.74	180.23
		Speed (m/s)	10.25	13.32
		Stride length (m)	5.83	6.05
		Stride duration (s)	0.457	0.454
		Stride efficiency (%)	53.03	57.18
		Stride count	34.33	33.06

Disclaimer.

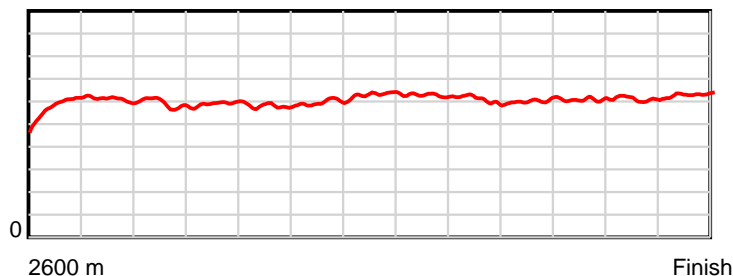
HRNZ and NZMTC and Thoroughbred Ratings Pty Ltd accepts no responsibility for the completeness or accuracy of any of the information contained herein, and makes no representations about its suitability for any particular purpose. Users should make their own judgements about those matters and/or seek independent advice. You assume all risks associated with use of the data provided on this page.

Race Results

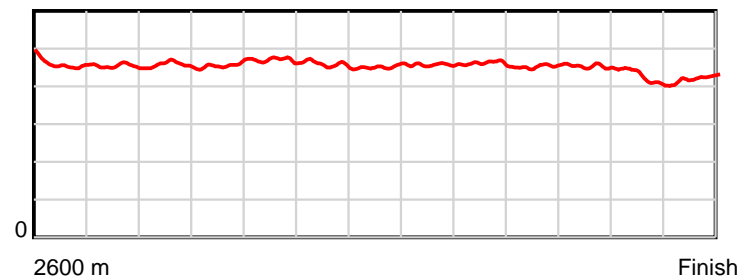
October 06, 2022, Race 10, STEVE ALFELD @HARCOURTSHORNBY HANDICAP TROT, Distance 2600m, Addington - Survey 3200m

Result	TAB no.	Horse (Barrier)	2200m to	2000m to	1800m to	1600m to	1400m to	1200m to	1000m to	800m to	600m to	400m to	200m to	Total or	Margin
2nd	11	Majestic Lavro... (9)	2000m	1800m	1600m	1400m	1200m	1000m	800m	600m	400m	200m	WP	Average	
		Position in running (margin)	7(25.6)	7(24.6)	7(15.6)	7(12.3)	7(9.9)	8(9.4)	7(7.1)	6(5.2)	6(4.4)	6(5.3)	5(6.1)		2.20
		Sectional time (s)	15.46	15.56	16.33	15.65	14.32	14.92	15.50	15.07	15.24	14.05	13.11		
		Cumulative time (s)	165.21	149.75	134.19	117.86	102.21	87.89	72.97	57.47	42.40	27.16	13.11	3:19.74	
		Speed (m/s)	12.94	12.85	12.25	12.78	13.97	13.40	12.90	13.27	13.12	14.23	15.26	13.02	
		Stride length (m)	5.92	5.85	5.75	5.87	6.31	6.13	5.95	6.00	5.93	6.03	6.44	6.00	
		Stride duration (s)	0.458	0.455	0.470	0.459	0.452	0.457	0.461	0.453	0.452	0.423	0.422	0.461	
		Stride efficiency (%)	54.77	53.50	51.70	53.79	62.17	58.64	55.31	56.33	54.91	56.73	64.86	56.22	
		Stride count	33.78	34.18	34.77	34.09	31.71	32.65	33.62	33.31	33.74	33.19	31.04	433.47	

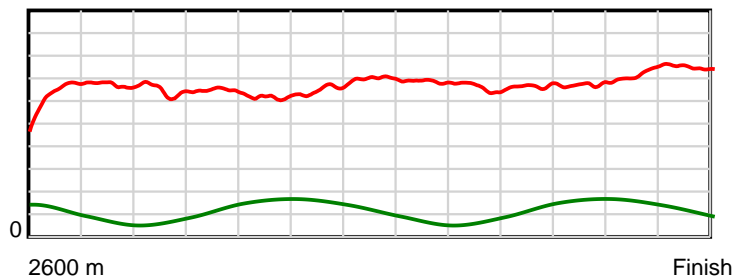
10 m Stride length



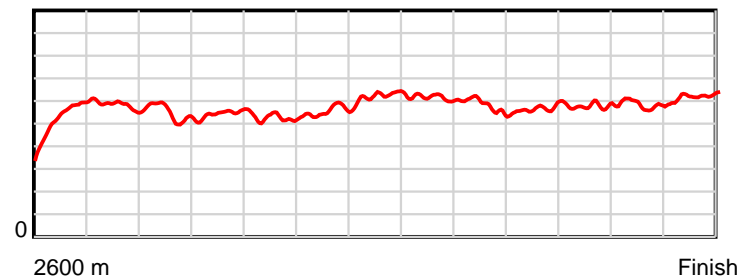
0.6 s Stride duration



20 m/sec Speed



100 % Stride efficiency



Note: Horizontal distance axis grid lines are 200m furlongs.

Disclaimer.

HRNZ and NZMTC and Thoroughbred Ratings Pty Ltd accepts no responsibility for the completeness or accuracy of any of the information contained herein, and makes no representations about its suitability for any particular purpose. Users should make their own judgements about those matters and/or seek independent advice. You assume all risks associated with use of the data provided on this page.



Race Results



October 06, 2022, Race 10, STEVE ALFELD @HARCOURTSHORNBY HANDICAP TROT, Distance 2600m, Addington - Survey 3200m

Result	TAB no.	Horse (Barrier)	2600 to	2400m to
3rd	9	Andy Hall (5)	2400m	2200m
		Position in running (margin)	-	9(22.1)
		Sectional time (s)	19.82	14.78
		Cumulative time (s)	200.24	180.42
		Speed (m/s)	10.09	13.53
		Stride length (m)	6.04	6.56
		Stride duration (s)	0.470	0.485
		Stride efficiency (%)	57.01	67.18
		Stride count	33.11	30.50

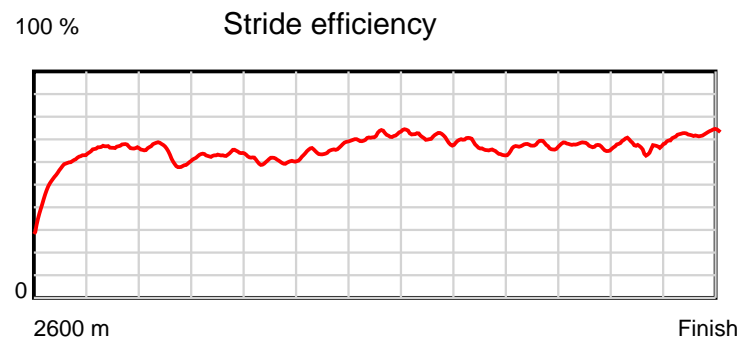
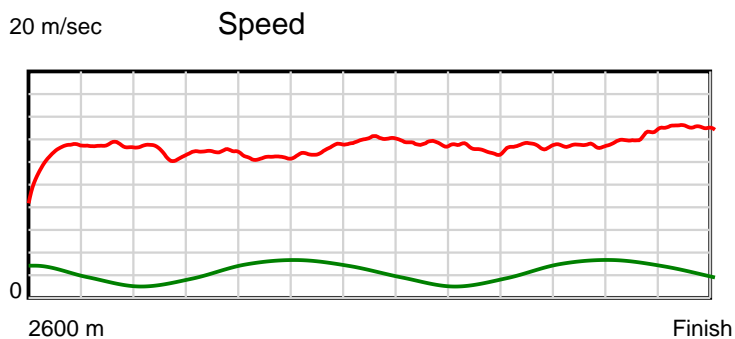
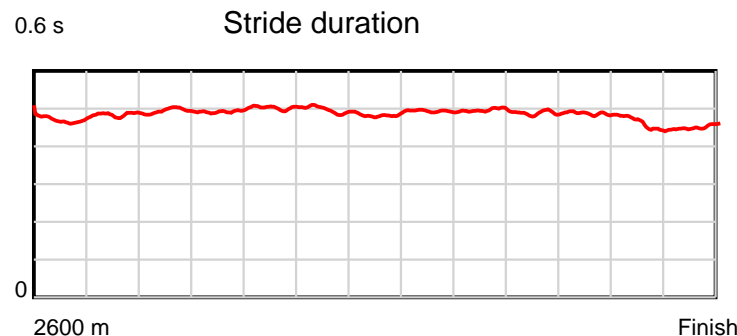
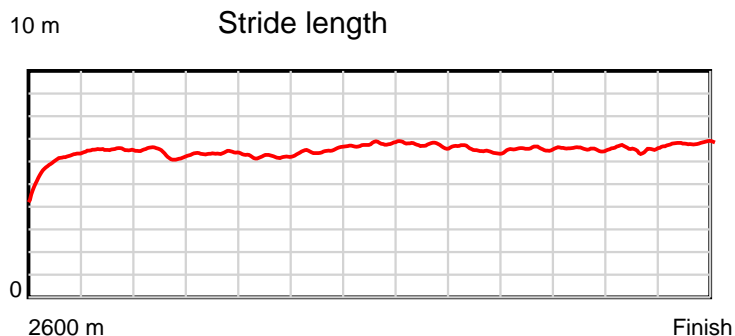
Disclaimer.

HRNZ and NZMTC and Thoroughbred Ratings Pty Ltd accepts no responsibility for the completeness or accuracy of any of the information contained herein, and makes no representations about its suitability for any particular purpose. Users should make their own judgements about those matters and/or seek independent advice. You assume all risks associated with use of the data provided on this page.

Race Results

October 06, 2022, Race 10, STEVE ALFELD @HARCOURTSHORNBY HANDICAP TROT, Distance 2600m, Addington - Survey 3200m

Result	TAB no.	Horse (Barrier)	2200m to	2000m to	1800m to	1600m to	1400m to	1200m to	1000m to	800m to	600m to	400m to	200m to	Total or	Margin
3rd	9	Andy Hall (5)	2000m	1800m	1600m	1400m	1200m	1000m	800m	600m	400m	200m	WP	Average	
		Position in running (margin)	8(27.2)	8(27.2)	8(17.8)	8(15.3)	9(12.1)	9(11.9)	9(8.6)	8(7.7)	8(6.5)	8(7.6)	9(9.0)		5.00
		Sectional time (s)	15.64	15.48	16.47	15.52	14.38	14.74	15.67	15.02	15.26	14.16	13.30		
		Cumulative time (s)	165.64	150.00	134.52	118.05	102.53	88.15	73.41	57.74	42.72	27.46	13.30	3:20.24	
		Speed (m/s)	12.79	12.92	12.14	12.89	13.91	13.57	12.76	13.32	13.11	14.12	15.04	12.98	
		Stride length (m)	6.32	6.35	6.10	6.40	6.72	6.69	6.33	6.50	6.38	6.46	6.80	6.43	
		Stride duration (s)	0.495	0.492	0.502	0.496	0.483	0.493	0.496	0.488	0.487	0.457	0.452	0.495	
		Stride efficiency (%)	62.50	63.10	58.19	63.98	70.56	69.92	62.63	66.07	63.57	65.18	72.27	64.56	
		Stride count	31.63	31.47	32.77	31.26	29.76	29.90	31.59	30.76	31.36	30.97	29.41	404.49	



Note: Horizontal distance axis grid lines are 200m furlongs.

Disclaimer.

HRNZ and NZMTC and Thoroughbred Ratings Pty Ltd accepts no responsibility for the completeness or accuracy of any of the information contained herein, and makes no representations about its suitability for any particular purpose. Users should make their own judgements about those matters and/or seek independent advice. You assume all risks associated with use of the data provided on this page.



Race Results



October 06, 2022, Race 10, STEVE ALFELD @HARCOURTSHORNBY HANDICAP TROT, Distance 2600m, Addington - Survey 3200m

Result	TAB no.	Horse (Barrier)	2600 to	2400m to
4th	6	Love N The Por... (6)	2400m	2200m
		Position in running (margin)	-	4(7.0)
		Sectional time (s)	17.36	17.73
		Cumulative time (s)	200.30	182.94
		Speed (m/s)	11.52	11.28
		Stride length (m)	5.90	5.25
		Stride duration (s)	0.433	0.466
		Stride efficiency (%)	54.41	43.12
		Stride count	33.89	38.07

Disclaimer.

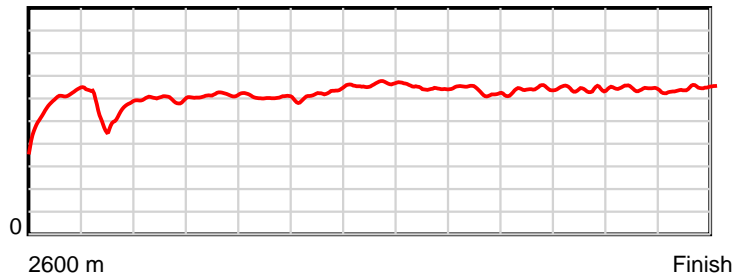
HRNZ and NZMTC and Thoroughbred Ratings Pty Ltd accepts no responsibility for the completeness or accuracy of any of the information contained herein, and makes no representations about its suitability for any particular purpose. Users should make their own judgements about those matters and/or seek independent advice. You assume all risks associated with use of the data provided on this page.

Race Results

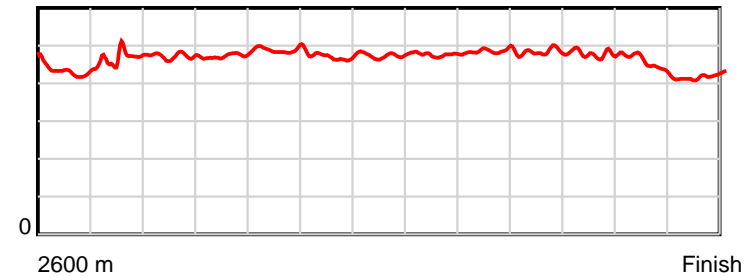
October 06, 2022, Race 10, STEVE ALFELD @HARCOURTSHORNBY HANDICAP TROT, Distance 2600m, Addington - Survey 3200m

Result	TAB no.	Horse (Barrier)	2200m to	2000m to	1800m to	1600m to	1400m to	1200m to	1000m to	800m to	600m to	400m to	200m to	Total or	Margin
4th	6	Love N The Por... (6)	2000m	1800m	1600m	1400m	1200m	1000m	800m	600m	400m	200m	WP	Average	
		Position in running (margin)	10(29.8)	10(32.2)	10(22.3)	10(19.5)	10(14.0)	10(12.9)	10(10.5)	10(9.7)	10(8.5)	10(8.6)	10(10.4)		5.40
		Sectional time (s)	16.04	15.40	16.42	15.13	14.23	14.91	15.67	15.03	15.09	14.23	13.06		
		Cumulative time (s)	165.21	149.17	133.77	117.35	102.22	87.99	73.08	57.41	42.38	27.29	13.06	3:20.30	
		Speed (m/s)	12.47	12.99	12.18	13.22	14.05	13.41	12.76	13.31	13.25	14.05	15.31	12.98	
		Stride length (m)	5.88	6.15	5.96	6.22	6.65	6.39	6.19	6.44	6.33	6.27	6.42	6.14	
		Stride duration (s)	0.472	0.474	0.489	0.471	0.473	0.476	0.485	0.484	0.477	0.446	0.419	0.473	
		Stride efficiency (%)	54.11	59.10	55.52	60.49	69.09	63.79	59.88	64.73	62.59	61.51	64.41	58.88	
		Stride count	33.99	32.52	33.55	32.15	30.08	31.30	32.31	31.07	31.60	31.88	31.15	423.56	

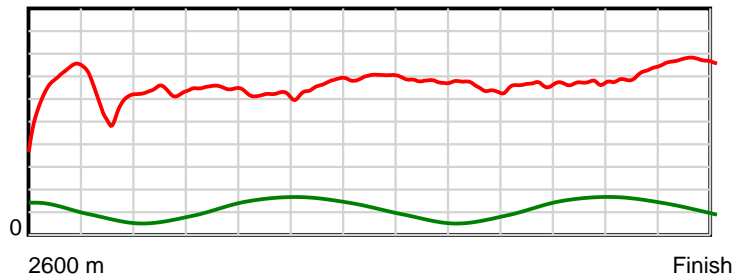
10 m Stride length



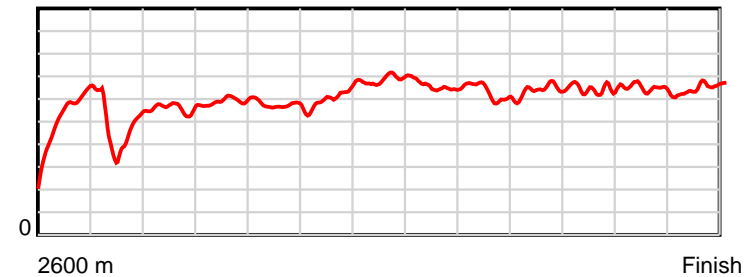
0.6 s Stride duration



20 m/sec Speed



100 % Stride efficiency



Note: Horizontal distance axis grid lines are 200m furlongs.

Disclaimer.

HRNZ and NZMTC and Thoroughbred Ratings Pty Ltd accepts no responsibility for the completeness or accuracy of any of the information contained herein, and makes no representations about its suitability for any particular purpose. Users should make their own judgements about those matters and/or seek independent advice. You assume all risks associated with use of the data provided on this page.



Race Results



October 06, 2022, Race 10, STEVE ALFELD @HARCOURTSHORNBY HANDICAP TROT, Distance 2600m, Addington - Survey 3200m

Result	TAB no.	Horse (Barrier)	2600 to	2400m to
5th	3	The Bloss (4)	2400m	2200m
		Position in running (margin)	-	1(0.0)
		Sectional time (s)	16.10	14.00
		Cumulative time (s)	200.45	184.35
		Speed (m/s)	12.42	14.29
		Stride length (m)	5.67	6.09
		Stride duration (s)	0.422	0.426
		Stride efficiency (%)	50.19	57.96
		Stride count	35.29	32.84

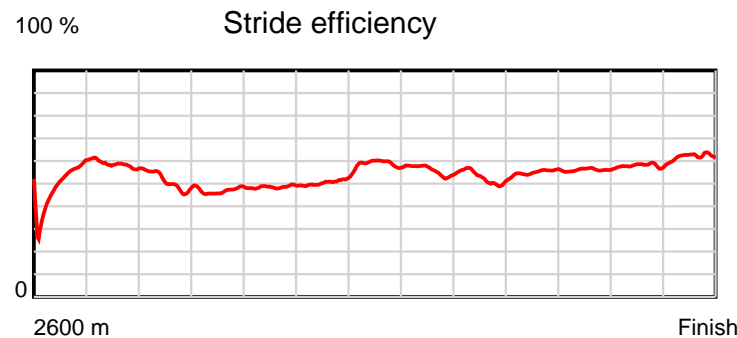
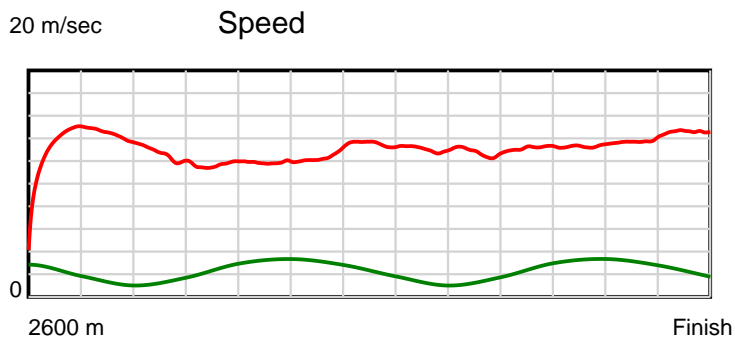
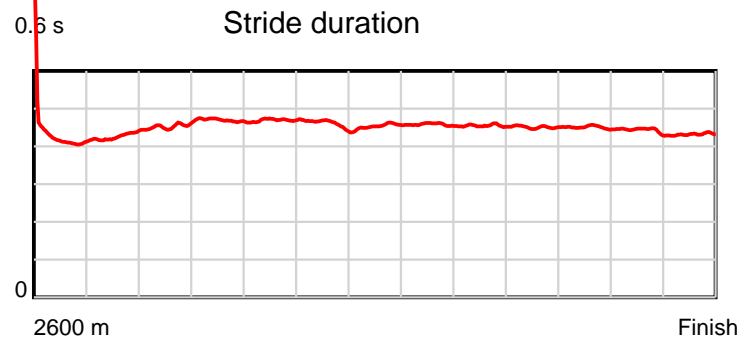
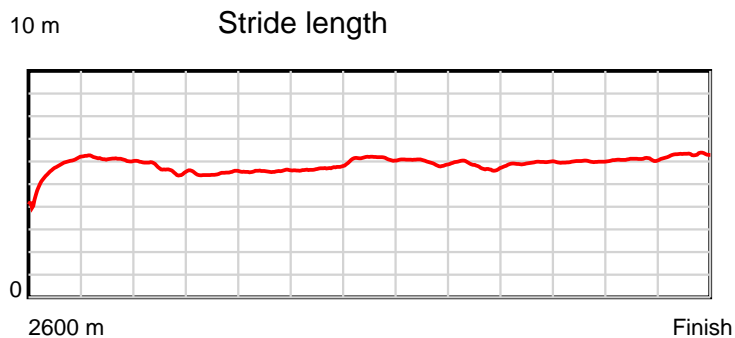
Disclaimer.

HRNZ and NZMTC and Thoroughbred Ratings Pty Ltd accepts no responsibility for the completeness or accuracy of any of the information contained herein, and makes no representations about its suitability for any particular purpose. Users should make their own judgements about those matters and/or seek independent advice. You assume all risks associated with use of the data provided on this page.

Race Results

October 06, 2022, Race 10, STEVE ALFELD @HARCOURTSHORNBY HANDICAP TROT, Distance 2600m, Addington - Survey 3200m

Result	TAB no.	Horse (Barrier)	2200m to	2000m to	1800m to	1600m to	1400m to	1200m to	1000m to	800m to	600m to	400m to	200m to	Total or	Margin
5th	3	The Bloss (4)	2000m	1800m	1600m	1400m	1200m	1000m	800m	600m	400m	200m	WP	Average	
		Position in running (margin)	2(0.4)	2(2.3)	2(2.2)	2(2.1)	3(2.0)	3(4.2)	4(4.0)	5(3.9)	5(4.2)	5(4.4)	6(7.3)		6.20
		Sectional time (s)	15.95	17.04	16.87	16.03	14.78	15.27	15.80	15.27	15.10	14.42	13.82		
		Cumulative time (s)	170.35	154.40	137.36	120.49	104.46	89.68	74.41	58.61	43.34	28.24	13.82	3:20.45	
		Speed (m/s)	12.54	11.74	11.86	12.48	13.53	13.10	12.66	13.10	13.25	13.87	14.47	12.97	
		Stride length (m)	5.68	5.51	5.56	5.75	6.14	6.00	5.75	5.91	5.96	6.14	6.25	5.87	
		Stride duration (s)	0.453	0.469	0.469	0.460	0.454	0.458	0.454	0.451	0.450	0.443	0.432	0.453	
		Stride efficiency (%)	50.45	47.44	48.39	51.58	58.96	56.27	51.71	54.57	55.57	58.93	61.07	53.83	
		Stride count	35.20	36.30	35.94	34.81	32.56	33.33	34.77	33.84	33.54	32.57	31.99	442.98	



Note: Horizontal distance axis grid lines are 200m furlongs.

Disclaimer.

HRNZ and NZMTC and Thoroughbred Ratings Pty Ltd accepts no responsibility for the completeness or accuracy of any of the information contained herein, and makes no representations about its suitability for any particular purpose. Users should make their own judgements about those matters and/or seek independent advice. You assume all risks associated with use of the data provided on this page.



Race Results



October 06, 2022, Race 10, STEVE ALFELD @HARCOURTSHORNBY HANDICAP TROT, Distance 2600m, Addington - Survey 3200m

Result	TAB no.	Horse (Barrier)	2600 to	2400m to
6th	10	Matua Tana (8)	2400m	2200m
		Position in running (margin)	-	10(27.4)
		Sectional time (s)	20.68	14.33
		Cumulative time (s)	200.59	179.91
		Speed (m/s)	9.67	13.96
		Stride length (m)	5.94	6.77
		Stride duration (s)	0.501	0.485
		Stride efficiency (%)	55.14	71.59
		Stride count	33.67	29.55

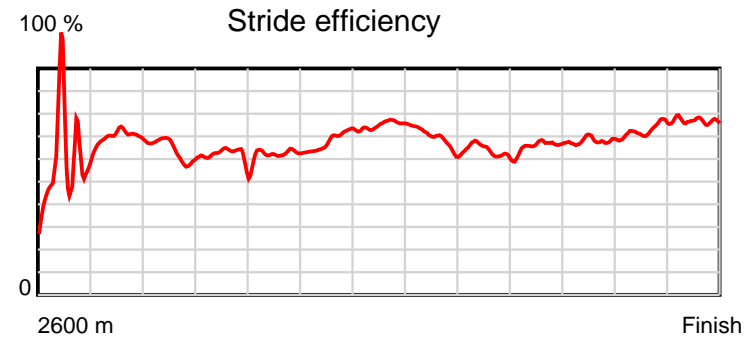
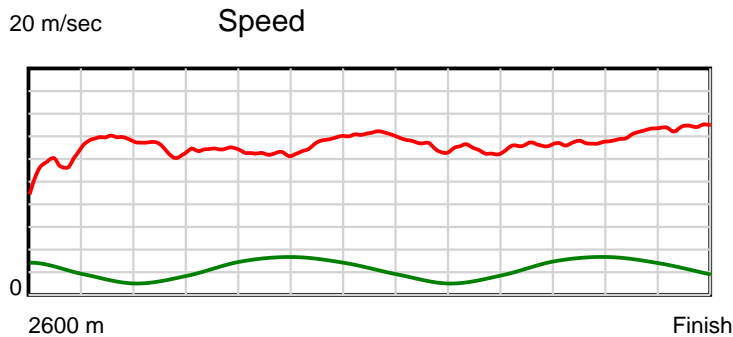
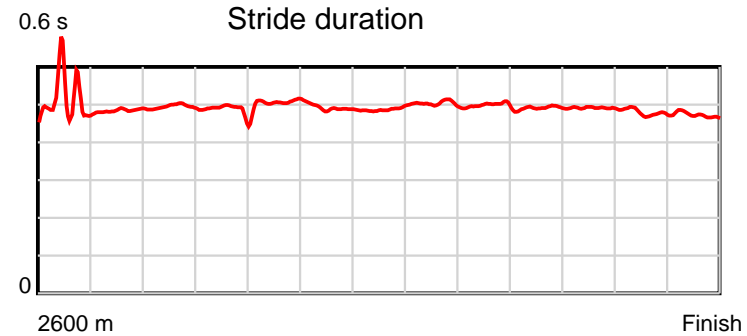
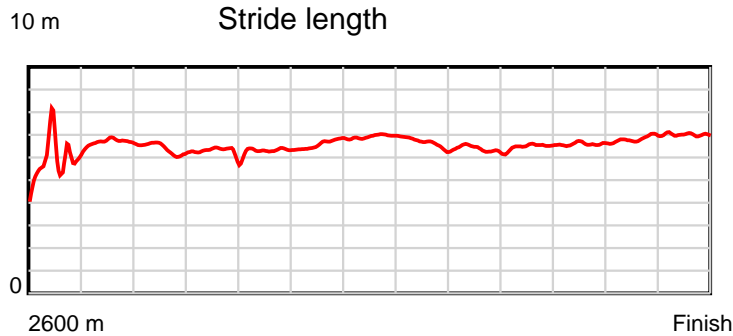
Disclaimer.

HRNZ and NZMTC and Thoroughbred Ratings Pty Ltd accepts no responsibility for the completeness or accuracy of any of the information contained herein, and makes no representations about its suitability for any particular purpose. Users should make their own judgements about those matters and/or seek independent advice. You assume all risks associated with use of the data provided on this page.

Race Results

October 06, 2022, Race 10, STEVE ALFELD @HARCOURTSHORNBY HANDICAP TROT, Distance 2600m, Addington - Survey 3200m

Result	TAB no.	Horse (Barrier)	2200m to	2000m to	1800m to	1600m to	1400m to	1200m to	1000m to	800m to	600m to	400m to	200m to	Total or	Margin
6th	10	Matua Tana (8)	2000m	1800m	1600m	1400m	1200m	1000m	800m	600m	400m	200m	WP	Average	
		Position in running (margin)	9(29.7)	9(30.3)	9(20.7)	9(18.0)	8(10.4)	7(8.8)	8(7.9)	9(8.5)	9(8.5)	9(8.5)	8(8.8)		6.90
		Sectional time (s)	15.74	15.45	16.42	14.79	14.14	15.16	15.90	15.23	15.08	13.98	13.69		
		Cumulative time (s)	165.58	149.84	134.39	117.97	103.18	89.04	73.88	57.98	42.75	27.67	13.69	3:20.59	
		Speed (m/s)	12.71	12.94	12.18	13.52	14.14	13.19	12.58	13.13	13.26	14.31	14.61	12.96	
		Stride length (m)	6.28	6.26	6.18	6.64	6.90	6.63	6.25	6.45	6.51	6.84	6.89	6.49	
		Stride duration (s)	0.494	0.484	0.508	0.491	0.488	0.503	0.497	0.491	0.491	0.478	0.471	0.501	
		Stride efficiency (%)	61.58	61.22	59.78	68.93	74.37	68.76	61.10	65.04	66.27	73.21	74.11	65.83	
		Stride count	31.86	31.95	32.34	30.11	28.99	30.15	31.99	31.00	30.71	29.22	29.04	400.58	



Note: Horizontal distance axis grid lines are 200m furlongs.

Disclaimer.

HRNZ and NZMTC and Thoroughbred Ratings Pty Ltd accepts no responsibility for the completeness or accuracy of any of the information contained herein, and makes no representations about its suitability for any particular purpose. Users should make their own judgements about those matters and/or seek independent advice. You assume all risks associated with use of the data provided on this page.



Race Results



October 06, 2022, Race 10, STEVE ALFELD @HARCOURTSHORNBY HANDICAP TROT, Distance 2600m, Addington - Survey 3200m

Result	TAB no.	Horse (Barrier)	2600 to	2400m to
7th	7	With Ice (2)	2400m	2200m
		Position in running (margin)	-	7(16.6)
		Sectional time (s)	19.03	15.08
		Cumulative time (s)	200.70	181.67
		Speed (m/s)	10.51	13.26
		Stride length (m)	5.84	6.28
		Stride duration (s)	0.467	0.473
		Stride efficiency (%)	53.24	61.53
		Stride count	34.26	31.87

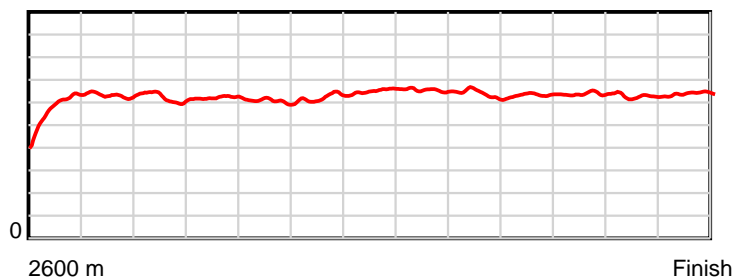
Disclaimer.

HRNZ and NZMTC and Thoroughbred Ratings Pty Ltd accepts no responsibility for the completeness or accuracy of any of the information contained herein, and makes no representations about its suitability for any particular purpose. Users should make their own judgements about those matters and/or seek independent advice. You assume all risks associated with use of the data provided on this page.

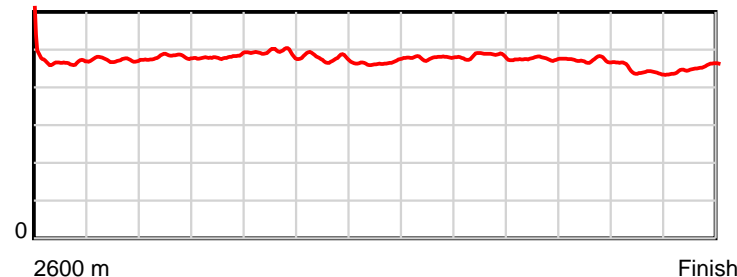
October 06, 2022, Race 10, STEVE ALFELD @HARCOURTSHORNBY HANDICAP TROT, Distance 2600m, Addington - Survey 3200m

Result	TAB no.	Horse (Barrier)	2200m to	2000m to	1800m to	1600m to	1400m to	1200m to	1000m to	800m to	600m to	400m to	200m to	Total or	Margin
7th	7	With Ice (2)	2000m	1800m	1600m	1400m	1200m	1000m	800m	600m	400m	200m	WP	Average	
		Position in running (margin)	6(23.4)	6(23.4)	6(14.2)	6(10.3)	6(7.4)	6(7.0)	5(5.3)	4(3.8)	4(3.2)	4(3.3)	3(5.8)		7.60
		Sectional time (s)	15.63	15.53	16.22	15.57	14.34	15.02	15.56	15.12	15.08	14.35	14.17		
		Cumulative time (s)	166.59	150.96	135.43	119.21	103.64	89.30	74.28	58.72	43.60	28.52	14.17	3:20.70	
		Speed (m/s)	12.80	12.88	12.33	12.85	13.95	13.32	12.85	13.23	13.26	13.94	14.11	12.95	
		Stride length (m)	6.15	6.19	6.06	6.15	6.50	6.37	6.20	6.30	6.24	6.17	6.39	6.21	
		Stride duration (s)	0.481	0.481	0.492	0.478	0.466	0.479	0.483	0.476	0.471	0.442	0.453	0.480	
		Stride efficiency (%)	59.18	59.93	57.48	59.01	65.93	63.46	60.14	61.96	60.92	59.42	63.80	60.34	
		Stride count	32.50	32.30	32.98	32.55	30.79	31.39	32.24	31.76	32.03	32.43	31.30	418.40	

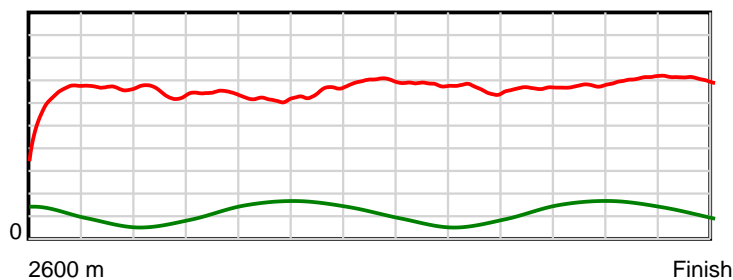
10 m Stride length



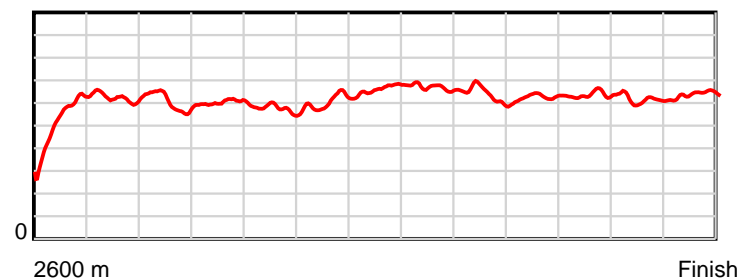
0.6 s Stride duration



20 m/sec Speed



100 % Stride efficiency



Note: Horizontal distance axis grid lines are 200m furlongs.

Disclaimer.

HRNZ and NZMTC and Thoroughbred Ratings Pty Ltd accepts no responsibility for the completeness or accuracy of any of the information contained herein, and makes no representations about its suitability for any particular purpose. Users should make their own judgements about those matters and/or seek independent advice. You assume all risks associated with use of the data provided on this page.



Race Results



October 06, 2022, Race 10, STEVE ALFELD @HARCOURTSHORNBY HANDICAP TROT, Distance 2600m, Addington - Survey 3200m

Result	TAB no.	Horse (Barrier)	2600 to	2400m to
8th	5	Jimmy Carter (3)	2400m	2200m
		Position in running (margin)	-	6(14.9)
		Sectional time (s)	18.69	14.83
		Cumulative time (s)	201.09	182.40
		Speed (m/s)	10.70	13.49
		Stride length (m)	5.77	6.38
		Stride duration (s)	0.482	0.473
		Stride efficiency (%)	52.01	63.54
		Stride count	34.67	31.36

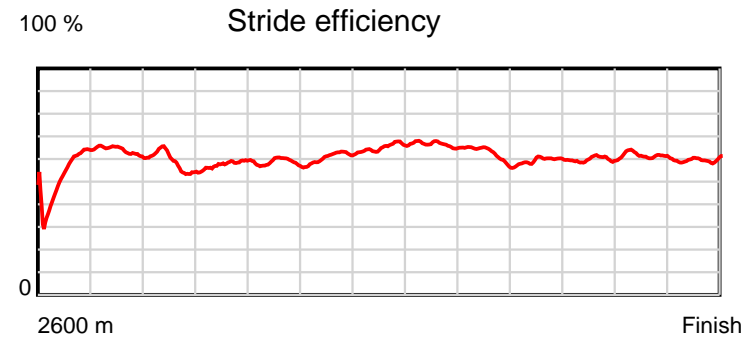
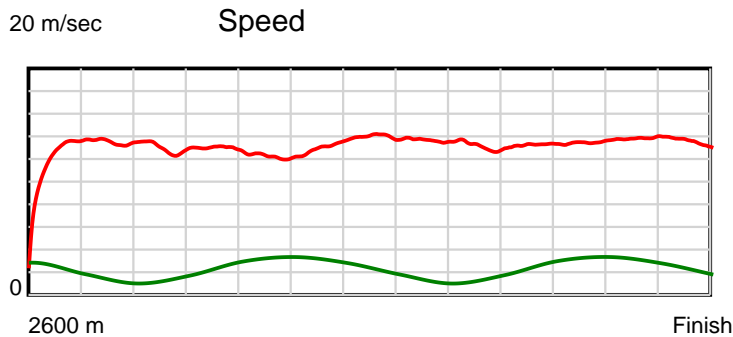
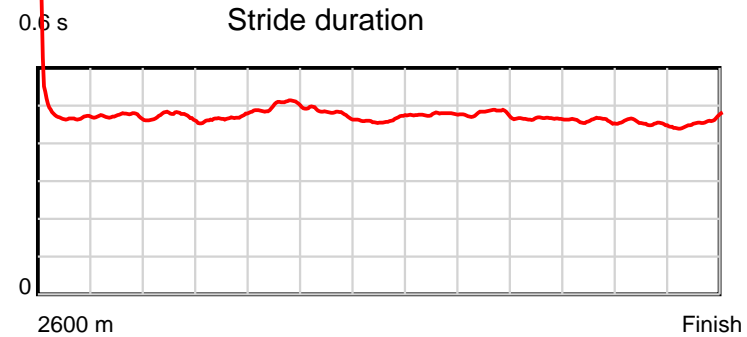
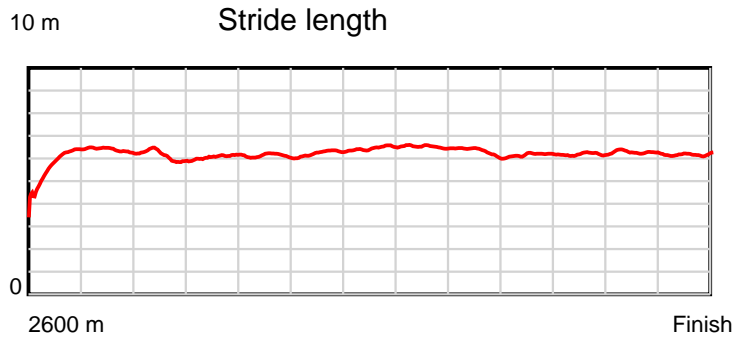
Disclaimer.

HRNZ and NZMTC and Thoroughbred Ratings Pty Ltd accepts no responsibility for the completeness or accuracy of any of the information contained herein, and makes no representations about its suitability for any particular purpose. Users should make their own judgements about those matters and/or seek independent advice. You assume all risks associated with use of the data provided on this page.

Race Results

October 06, 2022, Race 10, STEVE ALFELD @HARCOURTSHORNBY HANDICAP TROT, Distance 2600m, Addington - Survey 3200m

Result	TAB no.	Horse (Barrier)	2200m to	2000m to	1800m to	1600m to	1400m to	1200m to	1000m to	800m to	600m to	400m to	200m to	Total or	Margin
8th	5	Jimmy Carter (3)	2000m	1800m	1600m	1400m	1200m	1000m	800m	600m	400m	200m	WP	Average	
		Position in running (margin)	5(20.3)	5(20.4)	5(11.2)	5(9.2)	5(5.8)	4(5.4)	3(2.6)	3(1.7)	2(1.1)	2(2.0)	2(4.5)		9.80
		Sectional time (s)	15.66	15.53	16.55	15.48	14.34	14.83	15.67	15.12	15.22	14.34	14.83		
		Cumulative time (s)	167.57	151.91	136.38	119.83	104.35	90.01	75.18	59.51	44.39	29.17	14.83	3:21.09	
		Speed (m/s)	12.77	12.88	12.08	12.92	13.95	13.49	12.76	13.23	13.14	13.95	13.49	12.93	
		Stride length (m)	6.02	6.00	6.03	6.21	6.44	6.43	6.11	6.16	6.04	6.31	6.18	6.16	
		Stride duration (s)	0.471	0.466	0.499	0.481	0.462	0.477	0.479	0.466	0.459	0.453	0.458	0.476	
		Stride efficiency (%)	56.67	56.30	56.88	60.35	64.86	64.70	58.37	59.26	56.92	62.30	59.61	59.21	
		Stride count	33.21	33.32	33.15	32.18	31.04	31.08	32.72	32.48	33.14	31.67	32.38	422.40	



Note: Horizontal distance axis grid lines are 200m furlongs.

Disclaimer.

HRNZ and NZMTC and Thoroughbred Ratings Pty Ltd accepts no responsibility for the completeness or accuracy of any of the information contained herein, and makes no representations about its suitability for any particular purpose. Users should make their own judgements about those matters and/or seek independent advice. You assume all risks associated with use of the data provided on this page.



Race Results



October 06, 2022, Race 10, STEVE ALFELD @HARCOURTSHORNBY HANDICAP TROT, Distance 2600m, Addington - Survey 3200m

Result	TAB no.	Horse (Barrier)	2600 to	2400m to
9th	1	Test The Bound... (7)	2400m	2200m
		Position in running (margin)	-	3(0.8)
		Sectional time (s)	16.16	14.20
		Cumulative time (s)	201.16	185.00
		Speed (m/s)	12.37	14.08
		Stride length (m)	5.59	6.68
		Stride duration (s)	0.449	0.475
		Stride efficiency (%)	48.79	69.81
		Stride count	35.79	29.92

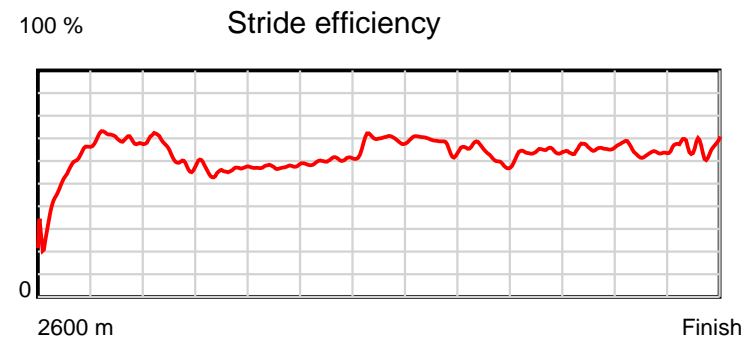
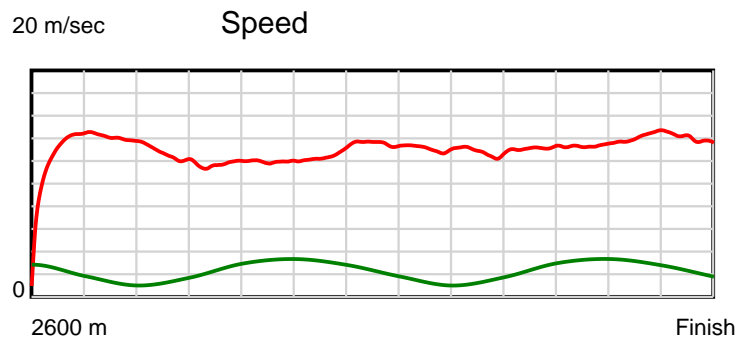
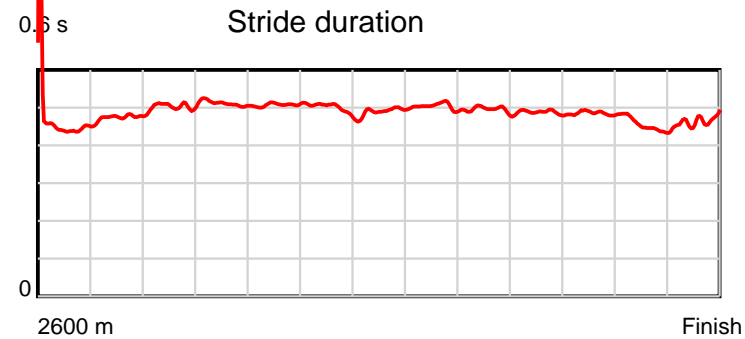
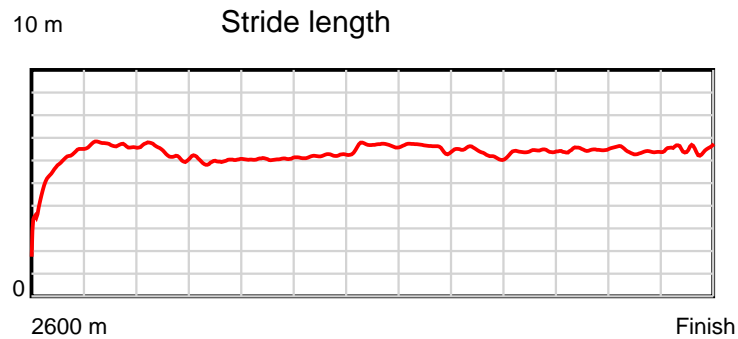
Disclaimer.

HRNZ and NZMTC and Thoroughbred Ratings Pty Ltd accepts no responsibility for the completeness or accuracy of any of the information contained herein, and makes no representations about its suitability for any particular purpose. Users should make their own judgements about those matters and/or seek independent advice. You assume all risks associated with use of the data provided on this page.

Race Results

October 06, 2022, Race 10, STEVE ALFELD @HARCOURTSHORNBY HANDICAP TROT, Distance 2600m, Addington - Survey 3200m

Result	TAB no.	Horse (Barrier)	2200m to	2000m to	1800m to	1600m to	1400m to	1200m to	1000m to	800m to	600m to	400m to	200m to	Total or	Margin
9th	1	Test The Bound... (7)	2000m	1800m	1600m	1400m	1200m	1000m	800m	600m	400m	200m	WP	Average	
		Position in running (margin)	3(2.5)	3(4.6)	3(4.5)	3(4.3)	4(4.3)	5(6.3)	6(6.2)	7(5.9)	7(5.9)	7(6.2)	7(7.8)		10.10
		Sectional time (s)	16.00	17.03	16.85	16.06	14.73	15.29	15.77	15.22	15.12	14.21	14.52		
		Cumulative time (s)	170.80	154.80	137.77	120.92	104.86	90.13	74.84	59.07	43.85	28.73	14.52	3:21.16	
		Speed (m/s)	12.50	11.74	11.87	12.45	13.58	13.08	12.68	13.14	13.23	14.07	13.77	12.92	
		Stride length (m)	6.30	6.00	6.02	6.21	6.66	6.59	6.27	6.42	6.41	6.37	6.45	6.29	
		Stride duration (s)	0.504	0.511	0.508	0.499	0.491	0.504	0.494	0.488	0.485	0.453	0.468	0.487	
		Stride efficiency (%)	61.97	56.32	56.72	60.32	69.32	67.84	61.49	64.33	64.24	63.41	65.08	61.88	
		Stride count	31.76	33.31	33.20	32.19	30.03	30.35	31.88	31.17	31.19	31.40	30.99	413.18	



Note: Horizontal distance axis grid lines are 200m furlongs.

Disclaimer.

HRNZ and NZMTC and Thoroughbred Ratings Pty Ltd accepts no responsibility for the completeness or accuracy of any of the information contained herein, and makes no representations about its suitability for any particular purpose. Users should make their own judgements about those matters and/or seek independent advice. You assume all risks associated with use of the data provided on this page.



Race Results



October 06, 2022, Race 10, STEVE ALFELD @HARCOURTSHORNBY HANDICAP TROT, Distance 2600m, Addington - Survey 3200m

Result	TAB no.	Horse (Barrier)	2600 to	2400m to
10th	2	Red Harbour (0)	2400m	2200m
		Position in running (margin)	-	2(0.1)
		Sectional time (s)	16.33	13.92
		Cumulative time (s)	201.40	185.07
		Speed (m/s)	12.25	14.37
		Stride length (m)	5.49	6.11
		Stride duration (s)	0.440	0.425
		Stride efficiency (%)	47.13	58.32
		Stride count	36.42	32.74

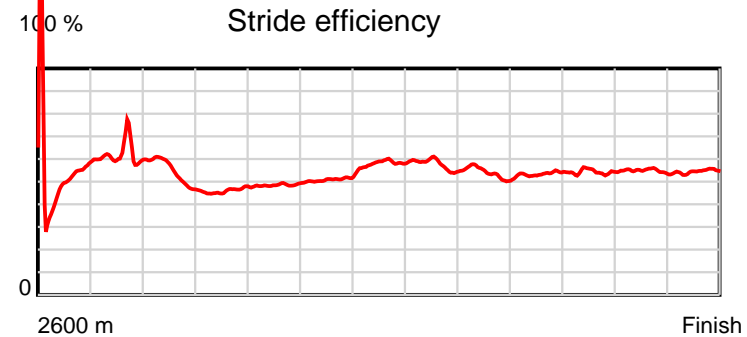
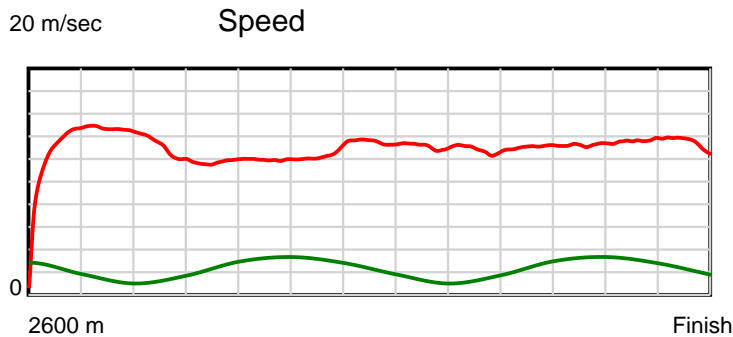
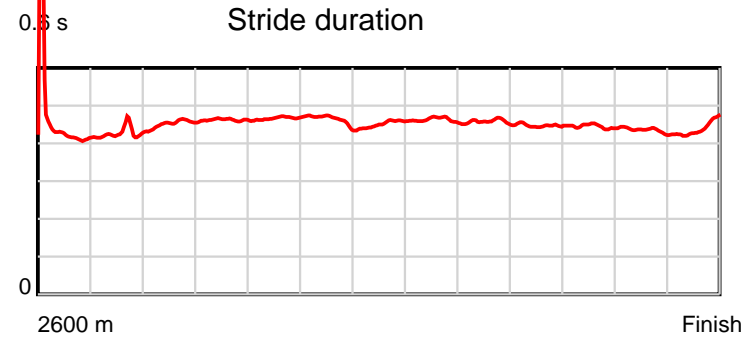
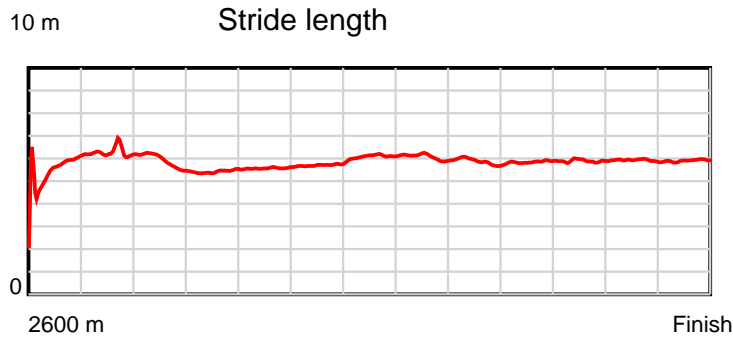
Disclaimer.

HRNZ and NZMTC and Thoroughbred Ratings Pty Ltd accepts no responsibility for the completeness or accuracy of any of the information contained herein, and makes no representations about its suitability for any particular purpose. Users should make their own judgements about those matters and/or seek independent advice. You assume all risks associated with use of the data provided on this page.

Race Results

October 06, 2022, Race 10, STEVE ALFELD @HARCOURTSHORNBY HANDICAP TROT, Distance 2600m, Addington - Survey 3200m

Result	TAB no.	Horse (Barrier)	2200m to	2000m to	1800m to	1600m to	1400m to	1200m to	1000m to	800m to	600m to	400m to	200m to	Total or	Margin
10th	2	Red Harbour (0)	2000m	1800m	1600m	1400m	1200m	1000m	800m	600m	400m	200m	WP	Average	
		Position in running (margin)	1(0.0)	1(0.0)	1(0.0)	1(0.0)	1(0.0)	2(2.1)	2(2.1)	2(1.7)	3(1.8)	3(2.4)	4(5.9)		11.40
		Sectional time (s)	15.64	17.06	16.88	16.05	14.77	15.30	15.74	15.24	15.17	14.52	14.78		
		Cumulative time (s)	171.15	155.51	138.45	121.57	105.52	90.75	75.45	59.71	44.47	29.30	14.78	3:21.40	
		Speed (m/s)	12.79	11.72	11.85	12.46	13.54	13.07	12.71	13.12	13.18	13.77	13.53	12.91	
		Stride length (m)	5.79	5.42	5.53	5.76	6.12	6.04	5.81	5.87	5.86	5.98	5.98	5.82	
		Stride duration (s)	0.453	0.462	0.467	0.462	0.452	0.462	0.457	0.448	0.444	0.435	0.442	0.451	
		Stride efficiency (%)	52.43	45.91	47.81	51.88	58.47	57.00	52.82	53.92	53.62	55.95	55.88	52.93	
		Stride count	34.53	36.90	36.16	34.71	32.70	33.11	34.40	34.05	34.14	33.43	33.45	446.74	



Note: Horizontal distance axis grid lines are 200m furlongs.

Disclaimer.

HRNZ and NZMTC and Thoroughbred Ratings Pty Ltd accepts no responsibility for the completeness or accuracy of any of the information contained herein, and makes no representations about its suitability for any particular purpose. Users should make their own judgements about those matters and/or seek independent advice. You assume all risks associated with use of the data provided on this page.