



Race Results

NZ Metropolitan Trotting Club Inc, HRNZ, October 06, 2022

Compilation date: October 6, 2022, 6:23:45 PM (NZDT)

Copyright © 2022 HRNZ and NZMTC. All rights reserved.

Trademarks.

StrideMASTER is a registered trademark of Thoroughbred Ratings Pty Ltd.

Disclaimer.

HRNZ and NZMTC and Thoroughbred Ratings Pty Ltd accepts no responsibility for the completeness or accuracy of any of the information contained herein, and makes no representations about its suitability for any particular purpose. Users should make their own judgements about those matters and/or seek independent advice. You assume all risks associated with use of the data provided on this page.



Race Results



October 06, 2022, Race 4, STEVIE GOLDING @HARCOURTSHORNBY (JUNIOR DRIVERS) TROT, Distance 2600m, Addington - Survey 3200m

Result	TAB no.	Horse (Barrier)	2600 to	2400m to
1st	11	Almighty Fear (0)	2400m	2200m
		Position in running (margin)	-	5(7.0)
		Sectional time (s)	17.57	15.62
		Cumulative time (s)	204.12	186.55
		Speed (m/s)	11.38	12.80
		Stride length (m)	5.35	5.91
		Stride duration (s)	0.437	0.461
		Stride efficiency (%)	44.71	54.49
		Stride count	37.39	33.87

Disclaimer.

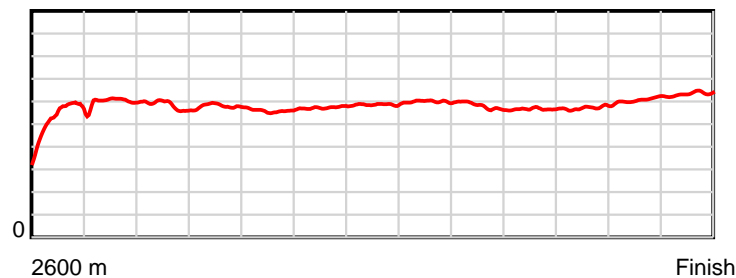
HRNZ and NZMTC and Thoroughbred Ratings Pty Ltd accepts no responsibility for the completeness or accuracy of any of the information contained herein, and makes no representations about its suitability for any particular purpose. Users should make their own judgements about those matters and/or seek independent advice. You assume all risks associated with use of the data provided on this page.

Race Results

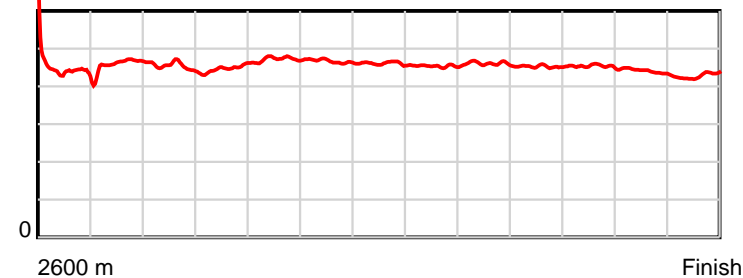
October 06, 2022, Race 4, STEVIE GOLDING @HARCOURTSHORNBY (JUNIOR DRIVERS) TROT, Distance 2600m, Addington - Survey 3200m

Result	TAB no.	Horse (Barrier)	2200m to	2000m to	1800m to	1600m to	1400m to	1200m to	1000m to	800m to	600m to	400m to	200m to	Total or	Margin
1st	11	Almighty Fear (0)	2000m	1800m	1600m	1400m	1200m	1000m	800m	600m	400m	200m	WP	Average	
		Position in running (margin)	4(4.1)	2(1.3)	1(0.0)	1(0.0)	1(0.0)	2(0.7)	1(0.0)	1(0.0)	1(0.0)	1(0.0)	1(0.0)		0.00
		Sectional time (s)	15.92	15.48	17.01	16.30	15.65	15.05	15.86	15.82	15.85	14.44	13.55		
		Cumulative time (s)	170.93	155.01	139.53	122.52	106.22	90.57	75.52	59.66	43.84	27.99	13.55	3:24.12	
		Speed (m/s)	12.56	12.92	11.76	12.27	12.78	13.29	12.61	12.64	12.62	13.85	14.76	12.74	
		Stride length (m)	5.70	5.79	5.55	5.72	5.89	6.03	5.81	5.72	5.72	6.10	6.34	5.81	
		Stride duration (s)	0.453	0.448	0.472	0.466	0.461	0.454	0.461	0.452	0.453	0.440	0.430	0.456	
		Stride efficiency (%)	50.70	52.32	48.15	51.17	54.20	56.79	52.69	51.11	51.11	58.11	62.83	52.69	
		Stride count	35.11	34.56	36.03	34.95	33.96	33.18	34.44	34.97	34.97	32.80	31.54	447.77	

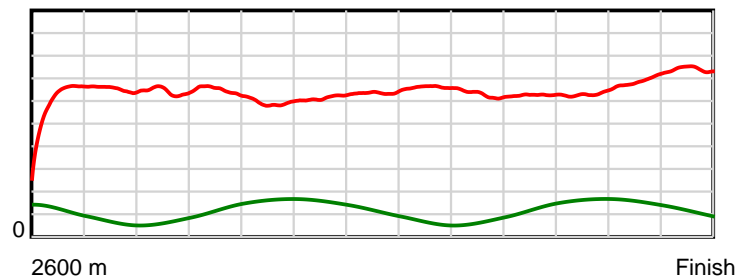
10 m Stride length



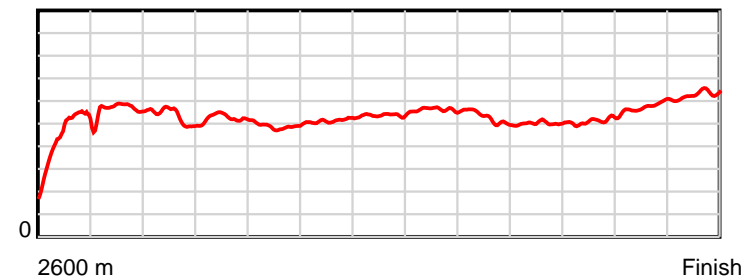
0.6 s Stride duration



20 m/sec Speed



100 % Stride efficiency



Note: Horizontal distance axis grid lines are 200m furlongs.

Disclaimer.

HRNZ and NZMTC and Thoroughbred Ratings Pty Ltd accepts no responsibility for the completeness or accuracy of any of the information contained herein, and makes no representations about its suitability for any particular purpose. Users should make their own judgements about those matters and/or seek independent advice. You assume all risks associated with use of the data provided on this page.



Race Results



October 06, 2022, Race 4, STEVIE GOLDING @HARCOURTSHORNBY (JUNIOR DRIVERS) TROT, Distance 2600m, Addington - Survey 3200m

Result	TAB no.	Horse (Barrier)	2600 to	2400m to
2nd	4	Shandon Bells (6)	2400m	2200m
		Position in running (margin)	-	3(3.2)
		Sectional time (s)	17.16	15.91
		Cumulative time (s)	204.35	187.19
		Speed (m/s)	11.65	12.57
		Stride length (m)	5.58	5.90
		Stride duration (s)	0.470	0.469
		Stride efficiency (%)	48.66	54.39
		Stride count	35.84	33.90

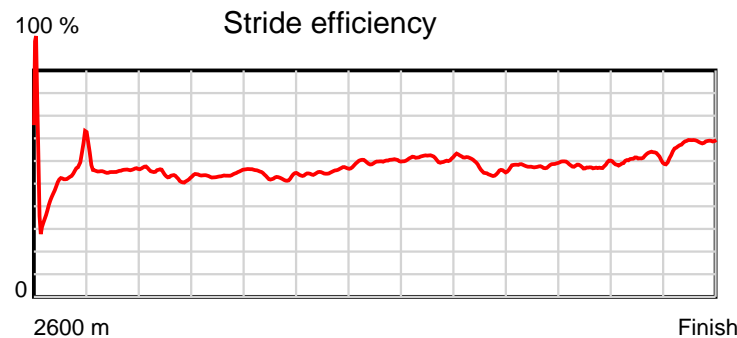
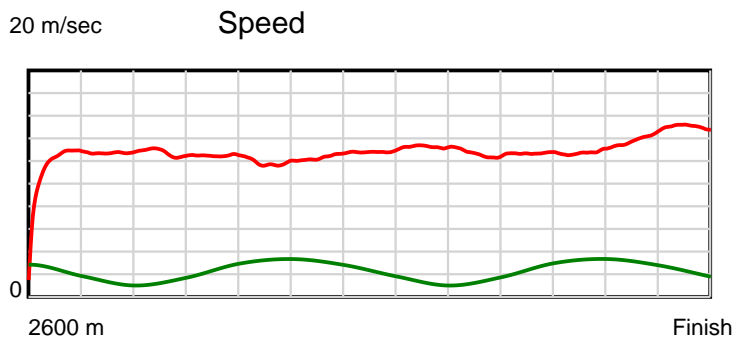
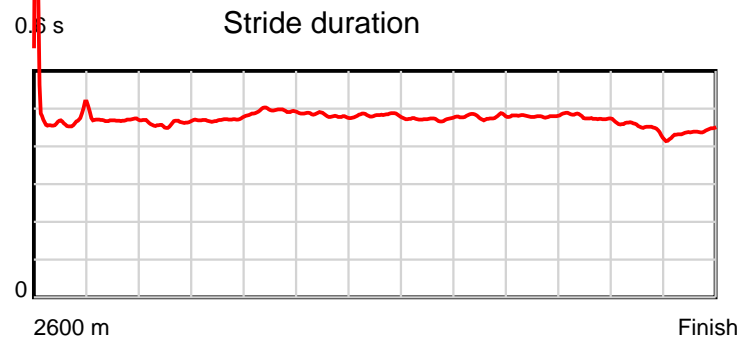
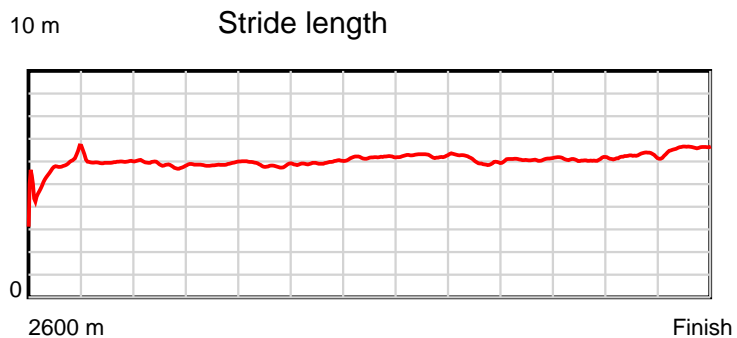
Disclaimer.

HRNZ and NZMTC and Thoroughbred Ratings Pty Ltd accepts no responsibility for the completeness or accuracy of any of the information contained herein, and makes no representations about its suitability for any particular purpose. Users should make their own judgements about those matters and/or seek independent advice. You assume all risks associated with use of the data provided on this page.

Race Results

October 06, 2022, Race 4, STEVIE GOLDING @HARCOURTSHORNBY (JUNIOR DRIVERS) TROT, Distance 2600m, Addington - Survey 3200m

Result	TAB no.	Horse (Barrier)	2200m to	2000m to	1800m to	1600m to	1400m to	1200m to	1000m to	800m to	600m to	400m to	200m to	Total or	Margin
2nd	4	Shandon Bells (6)	2000m	1800m	1600m	1400m	1200m	1000m	800m	600m	400m	200m	WP	Average	
		Position in running (margin)	2(2.1)	1(0.0)	2(2.3)	3(2.4)	3(1.3)	4(2.3)	3(2.0)	3(1.9)	3(2.4)	3(2.1)	2(1.4)		1.30
		Sectional time (s)	16.05	16.08	17.02	16.10	15.72	15.10	15.85	15.90	15.79	14.33	13.34		
		Cumulative time (s)	171.28	155.23	139.15	122.13	106.03	90.31	75.21	59.36	43.46	27.67	13.34	3:24.35	
		Speed (m/s)	12.46	12.44	11.75	12.42	12.72	13.25	12.62	12.58	12.67	13.96	14.99	12.72	
		Stride length (m)	5.75	5.86	5.80	5.99	6.14	6.25	6.04	6.04	6.04	6.25	6.58	6.01	
		Stride duration (s)	0.461	0.471	0.494	0.482	0.483	0.472	0.478	0.480	0.477	0.448	0.439	0.472	
		Stride efficiency (%)	51.59	53.59	52.66	56.00	58.87	61.13	56.95	57.03	57.00	61.08	67.58	56.38	
		Stride count	34.81	34.15	34.45	33.41	32.58	31.98	33.13	33.11	33.11	31.99	30.41	432.87	



Note: Horizontal distance axis grid lines are 200m furlongs.

Disclaimer.

HRNZ and NZMTC and Thoroughbred Ratings Pty Ltd accepts no responsibility for the completeness or accuracy of any of the information contained herein, and makes no representations about its suitability for any particular purpose. Users should make their own judgements about those matters and/or seek independent advice. You assume all risks associated with use of the data provided on this page.



Race Results



October 06, 2022, Race 4, STEVIE GOLDING @HARCOURTSHORNBY (JUNIOR DRIVERS) TROT, Distance 2600m, Addington - Survey 3200m

Result	TAB no.	Horse (Barrier)	2600 to	2400m to
3rd	3	Sonoma Tyron (5)	2400m	2200m
		Position in running (margin)	-	2(2.8)
		Sectional time (s)	17.00	16.09
		Cumulative time (s)	204.73	187.73
		Speed (m/s)	11.76	12.43
		Stride length (m)	5.24	5.52
		Stride duration (s)	0.442	0.444
		Stride efficiency (%)	42.84	47.65
		Stride count	38.20	36.22

Disclaimer.

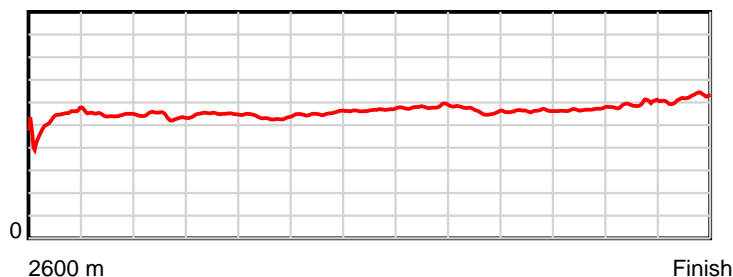
HRNZ and NZMTC and Thoroughbred Ratings Pty Ltd accepts no responsibility for the completeness or accuracy of any of the information contained herein, and makes no representations about its suitability for any particular purpose. Users should make their own judgements about those matters and/or seek independent advice. You assume all risks associated with use of the data provided on this page.

Race Results

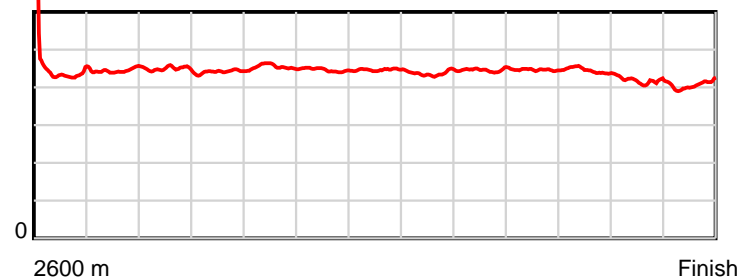
October 06, 2022, Race 4, STEVIE GOLDING @HARCOURTSHORNBY (JUNIOR DRIVERS) TROT, Distance 2600m, Addington - Survey 3200m

Result	TAB no.	Horse (Barrier)	2200m to	2000m to	1800m to	1600m to	1400m to	1200m to	1000m to	800m to	600m to	400m to	200m to	Total or	Margin
3rd	3	Sonoma Tyron (5)	2000m	1800m	1600m	1400m	1200m	1000m	800m	600m	400m	200m	WP	Average	
		Position in running (margin)	3(2.7)	5(4.2)	6(6.0)	7(5.9)	7(5.7)	8(6.7)	7(5.8)	7(5.6)	7(6.0)	7(5.5)	6(4.9)		3.40
		Sectional time (s)	16.64	16.00	16.99	16.26	15.70	15.01	15.84	15.88	15.76	14.33	13.23		
		Cumulative time (s)	171.64	155.00	139.00	122.01	105.75	90.05	75.04	59.20	43.32	27.56	13.23	3:24.73	
		Speed (m/s)	12.02	12.50	11.77	12.30	12.74	13.32	12.63	12.59	12.69	13.96	15.12	12.70	
		Stride length (m)	5.40	5.52	5.34	5.49	5.69	5.83	5.63	5.62	5.65	5.80	6.14	5.60	
		Stride duration (s)	0.449	0.442	0.454	0.446	0.447	0.437	0.446	0.446	0.445	0.416	0.406	0.441	
		Stride efficiency (%)	45.60	47.60	44.62	47.08	50.53	53.09	49.57	49.29	49.84	52.56	58.91	48.94	
		Stride count	37.02	36.24	37.43	36.44	35.17	34.31	35.51	35.61	35.41	34.48	32.57	464.61	

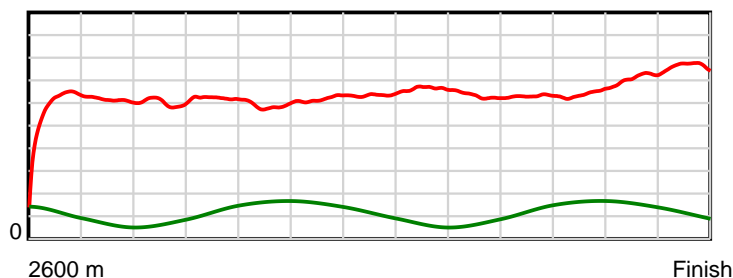
10 m Stride length



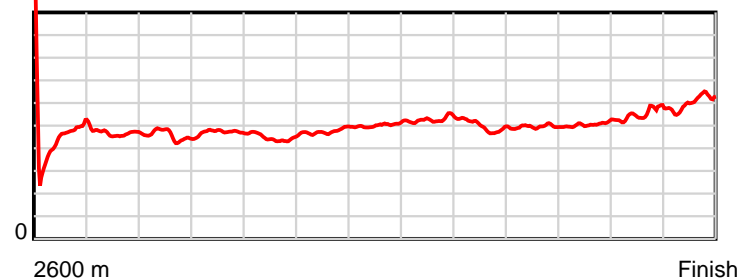
0.6 s Stride duration



20 m/sec Speed



100 % Stride efficiency



Note: Horizontal distance axis grid lines are 200m furlongs.

Disclaimer.

HRNZ and NZMTC and Thoroughbred Ratings Pty Ltd accepts no responsibility for the completeness or accuracy of any of the information contained herein, and makes no representations about its suitability for any particular purpose. Users should make their own judgements about those matters and/or seek independent advice. You assume all risks associated with use of the data provided on this page.



Race Results



October 06, 2022, Race 4, STEVIE GOLDING @HARCOURTSHORNBY (JUNIOR DRIVERS) TROT, Distance 2600m, Addington - Survey 3200m

Result	TAB no.	Horse (Barrier)	2600 to	2400m to
4th	5	Aiguille (7)	2400m	2200m
		Position in running (margin)	-	6(7.9)
		Sectional time (s)	17.78	15.85
		Cumulative time (s)	204.76	186.98
		Speed (m/s)	11.25	12.62
		Stride length (m)	5.67	6.03
		Stride duration (s)	0.475	0.478
		Stride efficiency (%)	50.31	56.81
		Stride count	35.25	33.17

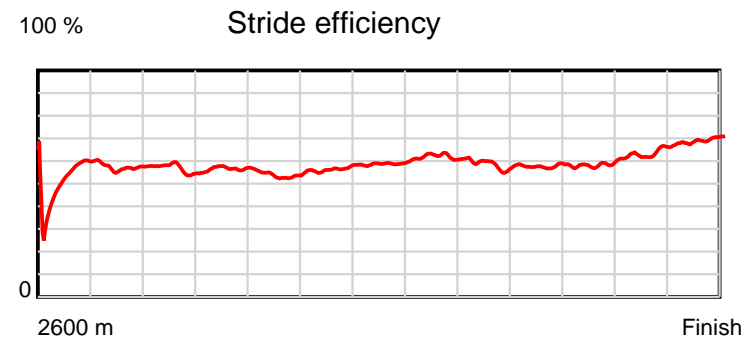
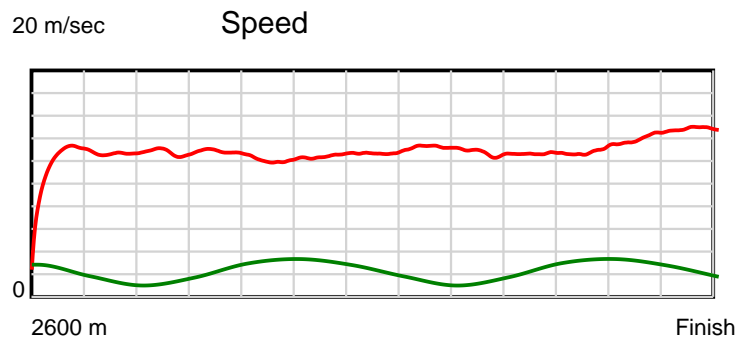
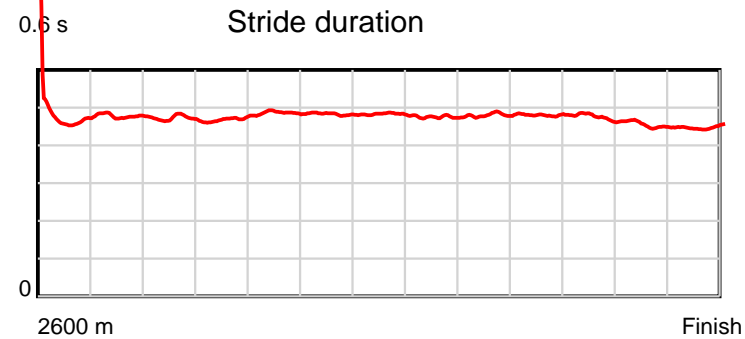
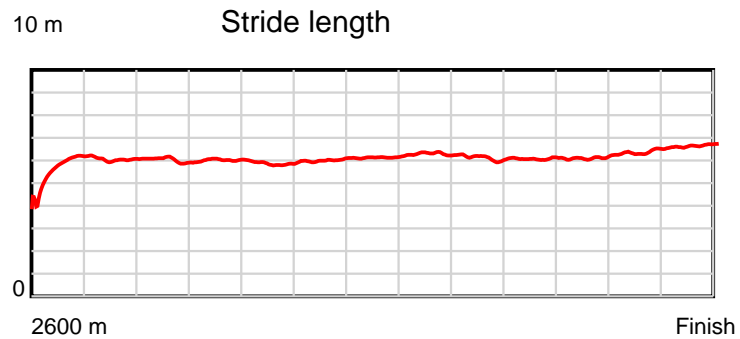
Disclaimer.

HRNZ and NZMTC and Thoroughbred Ratings Pty Ltd accepts no responsibility for the completeness or accuracy of any of the information contained herein, and makes no representations about its suitability for any particular purpose. Users should make their own judgements about those matters and/or seek independent advice. You assume all risks associated with use of the data provided on this page.

Race Results

October 06, 2022, Race 4, STEVIE GOLDING @HARCOURTSHORNBY (JUNIOR DRIVERS) TROT, Distance 2600m, Addington - Survey 3200m

Result	TAB no.	Horse (Barrier)	2200m to	2000m to	1800m to	1600m to	1400m to	1200m to	1000m to	800m to	600m to	400m to	200m to	Total or	Margin
4th	5	Aiguille (7)	2000m	1800m	1600m	1400m	1200m	1000m	800m	600m	400m	200m	WP	Average	
		Position in running (margin)	6(6.4)	4(3.8)	3(2.9)	2(1.5)	2(0.5)	3(1.4)	4(2.1)	4(3.2)	4(3.0)	4(2.6)	4(2.6)		3.60
		Sectional time (s)	15.96	15.54	16.78	16.13	15.69	15.27	16.05	15.79	15.78	14.44	13.70		
		Cumulative time (s)	171.13	155.17	139.63	122.85	106.72	91.03	75.76	59.71	43.92	28.14	13.70	3:24.76	
		Speed (m/s)	12.53	12.87	11.92	12.40	12.75	13.10	12.46	12.67	12.67	13.85	14.60	12.70	
		Stride length (m)	5.92	6.03	5.79	5.99	6.16	6.23	5.99	6.08	6.01	6.28	6.54	6.05	
		Stride duration (s)	0.472	0.469	0.486	0.483	0.483	0.475	0.480	0.480	0.474	0.454	0.448	0.476	
		Stride efficiency (%)	54.70	56.82	52.43	56.01	59.25	60.61	56.03	57.78	56.48	61.67	66.86	57.16	
		Stride count	33.80	33.17	34.53	33.41	32.48	32.11	33.40	32.89	33.27	31.84	30.58	429.90	



Note: Horizontal distance axis grid lines are 200m furlongs.

Disclaimer.

HRNZ and NZMTC and Thoroughbred Ratings Pty Ltd accepts no responsibility for the completeness or accuracy of any of the information contained herein, and makes no representations about its suitability for any particular purpose. Users should make their own judgements about those matters and/or seek independent advice. You assume all risks associated with use of the data provided on this page.



Race Results



October 06, 2022, Race 4, STEVIE GOLDING @HARCOURTSHORNBY (JUNIOR DRIVERS) TROT, Distance 2600m, Addington - Survey 3200m

Result	TAB no.	Horse (Barrier)	2600 to	2400m to
5th	6	Dwindle Star (8)	2400m	2200m
		Position in running (margin)	-	1(0.0)
		Sectional time (s)	16.53	16.10
		Cumulative time (s)	204.79	188.26
		Speed (m/s)	12.10	12.42
		Stride length (m)	5.46	5.78
		Stride duration (s)	0.441	0.465
		Stride efficiency (%)	46.67	52.14
		Stride count	36.60	34.63

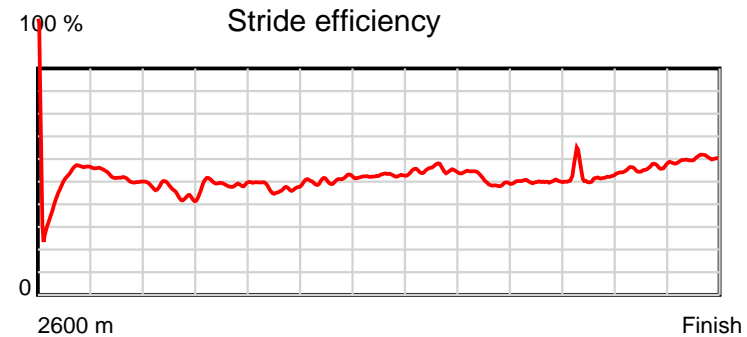
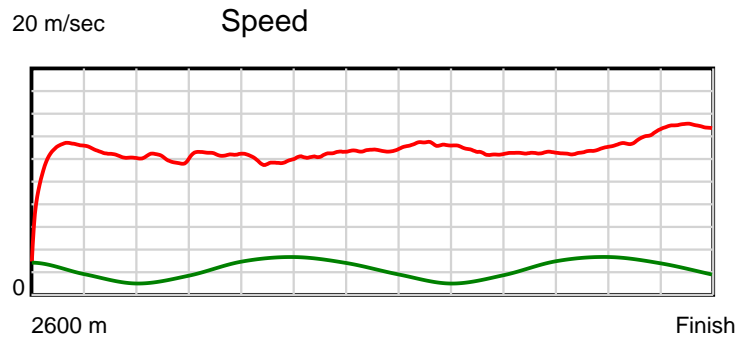
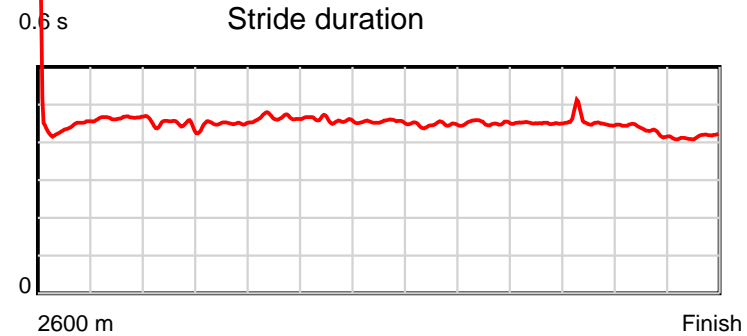
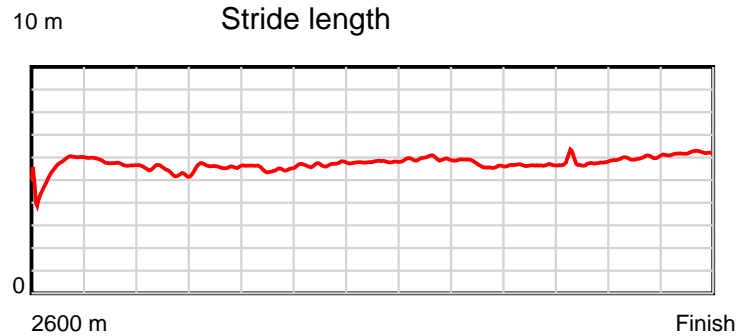
Disclaimer.

HRNZ and NZMTC and Thoroughbred Ratings Pty Ltd accepts no responsibility for the completeness or accuracy of any of the information contained herein, and makes no representations about its suitability for any particular purpose. Users should make their own judgements about those matters and/or seek independent advice. You assume all risks associated with use of the data provided on this page.

Race Results

October 06, 2022, Race 4, STEVIE GOLDING @HARCOURTSHORNBY (JUNIOR DRIVERS) TROT, Distance 2600m, Addington - Survey 3200m

Result	TAB no.	Horse (Barrier)	2200m to	2000m to	1800m to	1600m to	1400m to	1200m to	1000m to	800m to	600m to	400m to	200m to	Total or	Margin
5th	6	Dwindle Star (8)	2000m	1800m	1600m	1400m	1200m	1000m	800m	600m	400m	200m	WP	Average	
		Position in running (margin)	1(0.0)	3(2.1)	4(4.1)	4(3.5)	5(3.4)	6(4.3)	6(4.0)	5(3.6)	5(4.2)	5(3.4)	5(3.6)		3.80
		Sectional time (s)	16.74	16.02	16.92	16.28	15.69	15.11	15.80	15.92	15.71	14.47	13.50		
		Cumulative time (s)	172.16	155.42	139.40	122.48	106.20	90.51	75.40	59.60	43.68	27.97	13.50	3:24.79	
		Speed (m/s)	11.95	12.48	11.82	12.29	12.75	13.24	12.66	12.56	12.73	13.82	14.81	12.70	
		Stride length (m)	5.37	5.61	5.50	5.65	5.80	5.92	5.71	5.66	5.79	5.99	6.15	5.71	
		Stride duration (s)	0.449	0.449	0.465	0.460	0.455	0.447	0.452	0.451	0.455	0.433	0.415	0.450	
		Stride efficiency (%)	44.98	49.16	47.32	49.94	52.51	54.70	51.04	50.13	52.38	55.98	59.14	51.03	
		Stride count	37.28	35.66	36.35	35.38	34.50	33.80	35.00	35.31	34.54	33.42	32.51	454.98	



Note: Horizontal distance axis grid lines are 200m furlongs.

Disclaimer.

HRNZ and NZMTC and Thoroughbred Ratings Pty Ltd accepts no responsibility for the completeness or accuracy of any of the information contained herein, and makes no representations about its suitability for any particular purpose. Users should make their own judgements about those matters and/or seek independent advice. You assume all risks associated with use of the data provided on this page.



Race Results



October 06, 2022, Race 4, STEVIE GOLDING @HARCOURTSHORNBY (JUNIOR DRIVERS) TROT, Distance 2600m, Addington - Survey 3200m

Result	TAB no.	Horse (Barrier)	2600 to	2400m to
6th	10	Our Pinocchio (1)	2400m	2200m
		Position in running (margin)	-	10(15.8)
		Sectional time (s)	19.14	15.31
		Cumulative time (s)	204.94	185.80
		Speed (m/s)	10.45	13.06
		Stride length (m)	5.66	6.17
		Stride duration (s)	0.480	0.473
		Stride efficiency (%)	50.12	59.55
		Stride count	35.32	32.40

Disclaimer.

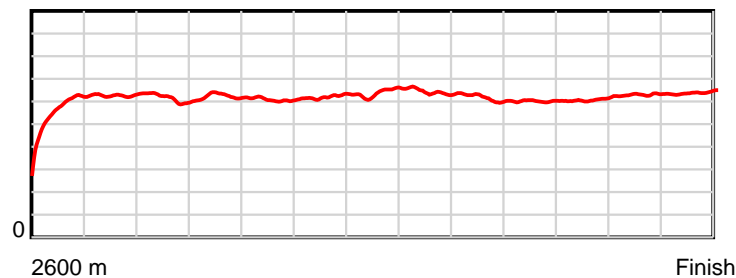
HRNZ and NZMTC and Thoroughbred Ratings Pty Ltd accepts no responsibility for the completeness or accuracy of any of the information contained herein, and makes no representations about its suitability for any particular purpose. Users should make their own judgements about those matters and/or seek independent advice. You assume all risks associated with use of the data provided on this page.

Race Results

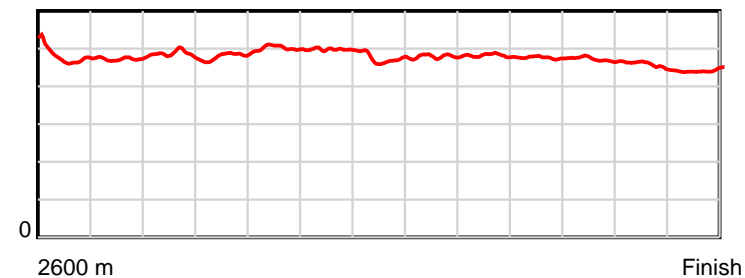
October 06, 2022, Race 4, STEVIE GOLDING @HARCOURTSHORNBY (JUNIOR DRIVERS) TROT, Distance 2600m, Addington - Survey 3200m

Result	TAB no.	Horse (Barrier)	2200m to	2000m to	1800m to	1600m to	1400m to	1200m to	1000m to	800m to	600m to	400m to	200m to	Total or	Margin
6th	10	Our Pinocchio (1)	2000m	1800m	1600m	1400m	1200m	1000m	800m	600m	400m	200m	WP	Average	
		Position in running (margin)	9(11.0)	9(8.6)	7(7.3)	6(5.3)	6(4.4)	1(0.0)	2(0.0)	2(0.9)	2(1.0)	2(0.5)	3(1.7)		4.60
		Sectional time (s)	16.00	15.47	16.68	16.14	14.81	15.17	16.01	15.83	15.77	14.63	13.98		
		Cumulative time (s)	170.49	154.49	139.02	122.34	106.20	91.39	76.22	60.21	44.38	28.61	13.98	3:24.94	
		Speed (m/s)	12.50	12.93	11.99	12.39	13.50	13.18	12.49	12.63	12.68	13.67	14.31	12.69	
		Stride length (m)	6.08	6.20	6.01	6.17	6.39	6.32	6.01	6.01	5.98	6.23	6.32	6.11	
		Stride duration (s)	0.486	0.480	0.501	0.498	0.473	0.479	0.481	0.476	0.472	0.456	0.442	0.482	
		Stride efficiency (%)	57.72	60.16	56.48	59.42	63.81	62.43	56.48	56.46	55.88	60.66	62.50	58.43	
		Stride count	32.91	32.23	33.27	32.43	31.30	31.64	33.27	33.27	33.45	32.10	31.62	425.21	

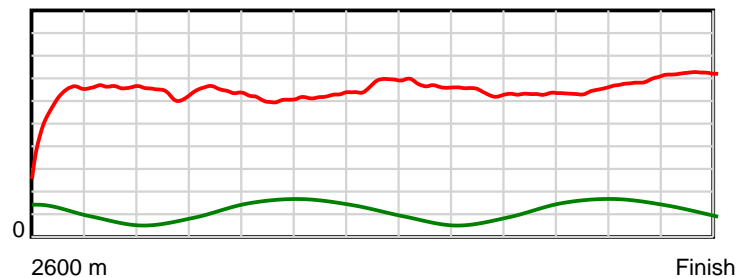
10 m Stride length



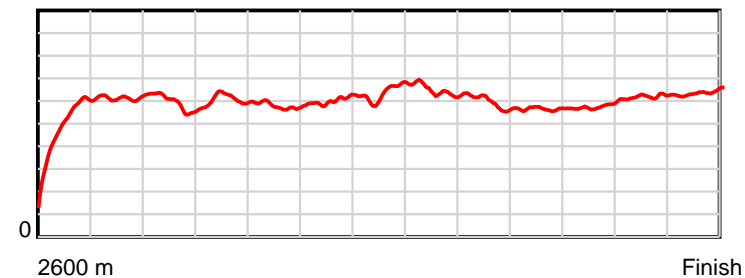
0.6 s Stride duration



20 m/sec Speed



100 % Stride efficiency



Note: Horizontal distance axis grid lines are 200m furlongs.

Disclaimer.

HRNZ and NZMTC and Thoroughbred Ratings Pty Ltd accepts no responsibility for the completeness or accuracy of any of the information contained herein, and makes no representations about its suitability for any particular purpose. Users should make their own judgements about those matters and/or seek independent advice. You assume all risks associated with use of the data provided on this page.



Race Results



October 06, 2022, Race 4, STEVIE GOLDING @HARCOURTSHORNBY (JUNIOR DRIVERS) TROT, Distance 2600m, Addington - Survey 3200m

Result	TAB no.	Horse (Barrier)	2600 to	2400m to
7th	2	Love Rose (4)	2400m	2200m
		Position in running (margin)	-	4(4.1)
		Sectional time (s)	17.09	16.19
		Cumulative time (s)	205.14	188.05
		Speed (m/s)	11.70	12.35
		Stride length (m)	5.70	6.09
		Stride duration (s)	0.476	0.493
		Stride efficiency (%)	50.69	57.92
		Stride count	35.12	32.85

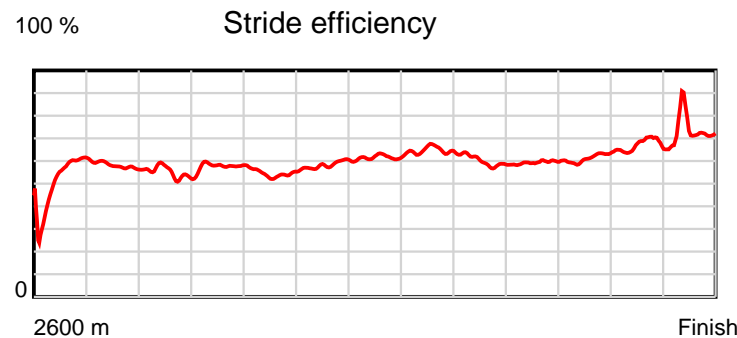
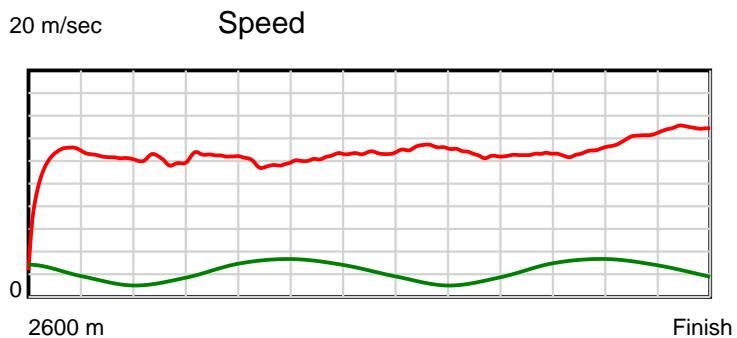
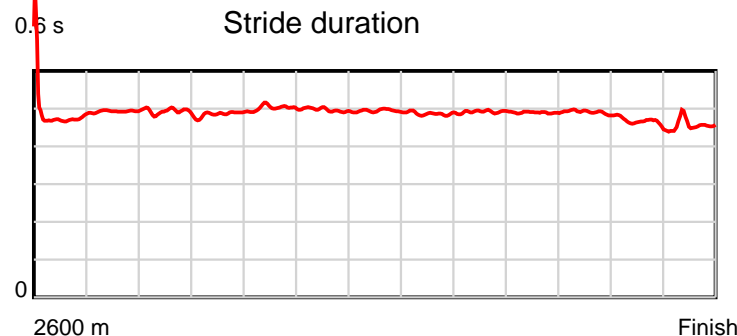
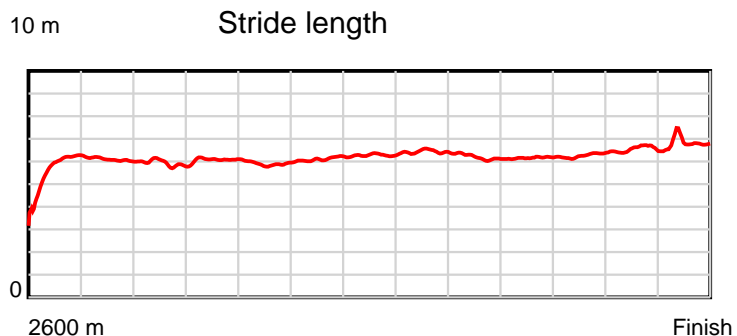
Disclaimer.

HRNZ and NZMTC and Thoroughbred Ratings Pty Ltd accepts no responsibility for the completeness or accuracy of any of the information contained herein, and makes no representations about its suitability for any particular purpose. Users should make their own judgements about those matters and/or seek independent advice. You assume all risks associated with use of the data provided on this page.

Race Results

October 06, 2022, Race 4, STEVIE GOLDING @HARCOURTSHORNBY (JUNIOR DRIVERS) TROT, Distance 2600m, Addington - Survey 3200m

Result	TAB no.	Horse (Barrier)	2200m to	2000m to	1800m to	1600m to	1400m to	1200m to	1000m to	800m to	600m to	400m to	200m to	Total or	Margin
7th	2	Love Rose (4)	2000m	1800m	1600m	1400m	1200m	1000m	800m	600m	400m	200m	WP	Average	
		Position in running (margin)	5(4.5)	7(6.2)	8(8.0)	9(8.2)	9(7.2)	9(7.9)	9(7.6)	9(7.5)	10(8.1)	9(7.0)	8(5.6)		5.70
		Sectional time (s)	16.66	16.00	17.04	16.14	15.65	15.12	15.85	15.92	15.67	14.19	13.62		
		Cumulative time (s)	171.86	155.20	139.20	122.16	106.02	90.37	75.25	59.40	43.48	27.81	13.62	3:25.14	
		Speed (m/s)	12.00	12.50	11.74	12.39	12.78	13.23	12.62	12.56	12.76	14.09	14.68	12.67	
		Stride length (m)	5.91	6.08	5.89	6.16	6.32	6.44	6.21	6.15	6.26	6.55	6.68	6.18	
		Stride duration (s)	0.493	0.486	0.502	0.497	0.494	0.487	0.492	0.490	0.491	0.465	0.455	0.487	
		Stride efficiency (%)	54.66	57.68	54.21	59.26	62.34	64.82	60.18	59.09	61.31	67.10	69.83	59.60	
		Stride count	33.82	32.92	33.96	32.48	31.67	31.05	32.23	32.52	31.93	30.52	29.92	420.99	



Note: Horizontal distance axis grid lines are 200m furlongs.

Disclaimer.

HRNZ and NZMTC and Thoroughbred Ratings Pty Ltd accepts no responsibility for the completeness or accuracy of any of the information contained herein, and makes no representations about its suitability for any particular purpose. Users should make their own judgements about those matters and/or seek independent advice. You assume all risks associated with use of the data provided on this page.



Race Results



October 06, 2022, Race 4, STEVIE GOLDING @HARCOURTSHORNBY (JUNIOR DRIVERS) TROT, Distance 2600m, Addington - Survey 3200m

Result	TAB no.	Horse (Barrier)	2600 to	2400m to
8th	7	Make My Sundon (9)	2400m	2200m
		Position in running (margin)	-	7(10.4)
		Sectional time (s)	18.16	18.62
		Cumulative time (s)	205.25	187.09
		Speed (m/s)	11.01	10.74
		Stride length (m)	4.98	4.88
		Stride duration (s)	0.448	0.454
		Stride efficiency (%)	38.78	37.15
		Stride count	40.15	41.02

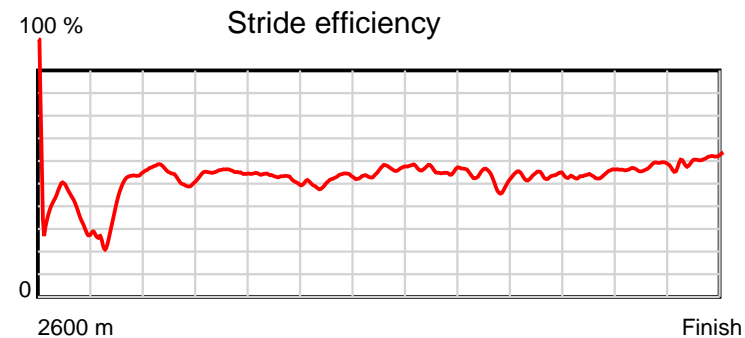
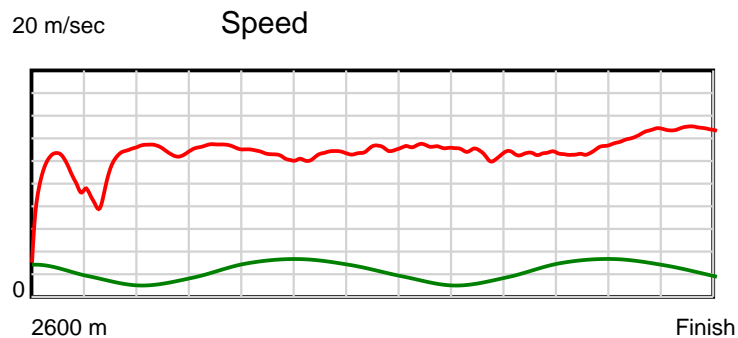
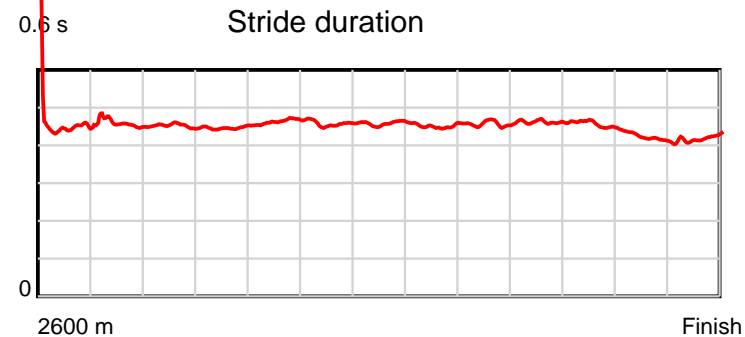
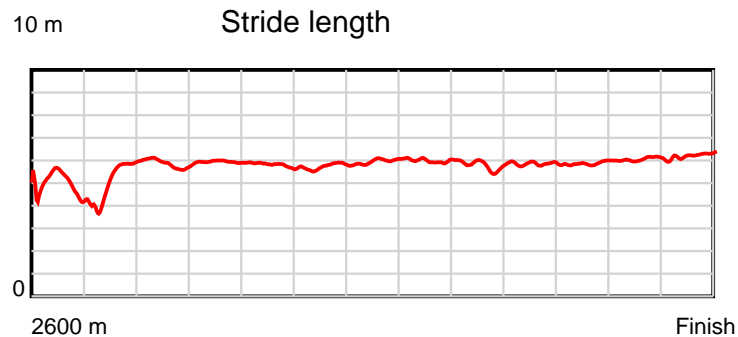
Disclaimer.

HRNZ and NZMTC and Thoroughbred Ratings Pty Ltd accepts no responsibility for the completeness or accuracy of any of the information contained herein, and makes no representations about its suitability for any particular purpose. Users should make their own judgements about those matters and/or seek independent advice. You assume all risks associated with use of the data provided on this page.

Race Results

October 06, 2022, Race 4, STEVIE GOLDING @HARCOURTSHORNBY (JUNIOR DRIVERS) TROT, Distance 2600m, Addington - Survey 3200m

Result	TAB no.	Horse (Barrier)	2200m to	2000m to	1800m to	1600m to	1400m to	1200m to	1000m to	800m to	600m to	400m to	200m to	Total or	Margin
8th	7	Make My Sundon (9)	2000m	1800m	1600m	1400m	1200m	1000m	800m	600m	400m	200m	WP	Average	
		Position in running (margin)	10(25.5)	10(19.2)	10(15.5)	10(9.7)	10(8.8)	10(7.9)	10(8.0)	10(8.0)	9(8.0)	10(7.3)	10(6.5)		6.30
		Sectional time (s)	15.35	15.07	16.04	16.14	15.40	15.18	15.85	15.82	15.72	14.30	13.60		
		Cumulative time (s)	168.47	153.12	138.05	122.01	105.87	90.47	75.29	59.44	43.62	27.90	13.60	3:25.25	
		Speed (m/s)	13.03	13.27	12.47	12.39	12.99	13.18	12.62	12.64	12.72	13.99	14.71	12.67	
		Stride length (m)	5.89	5.92	5.77	5.67	5.95	5.94	5.76	5.84	5.80	5.88	6.18	5.70	
		Stride duration (s)	0.452	0.446	0.463	0.457	0.458	0.451	0.457	0.462	0.456	0.421	0.420	0.450	
		Stride efficiency (%)	54.17	54.82	52.04	50.18	55.39	55.19	51.82	53.22	52.58	54.11	59.76	50.82	
		Stride count	33.97	33.77	34.66	35.29	33.59	33.66	34.73	34.27	34.48	33.99	32.34	455.92	



Note: Horizontal distance axis grid lines are 200m furlongs.

Disclaimer.

HRNZ and NZMTC and Thoroughbred Ratings Pty Ltd accepts no responsibility for the completeness or accuracy of any of the information contained herein, and makes no representations about its suitability for any particular purpose. Users should make their own judgements about those matters and/or seek independent advice. You assume all risks associated with use of the data provided on this page.



Race Results



October 06, 2022, Race 4, STEVIE GOLDING @HARCOURTSHORNBY (JUNIOR DRIVERS) TROT, Distance 2600m, Addington - Survey 3200m

Result	TAB no.	Horse (Barrier)	2600 to	2400m to
9th	1	Murano (3)	2400m	2200m
		Position in running (margin)	-	9(14.7)
		Sectional time (s)	19.06	15.19
		Cumulative time (s)	205.60	186.54
		Speed (m/s)	10.49	13.17
		Stride length (m)	5.28	5.82
		Stride duration (s)	0.465	0.442
		Stride efficiency (%)	43.52	52.92
		Stride count	37.90	34.37

Disclaimer.

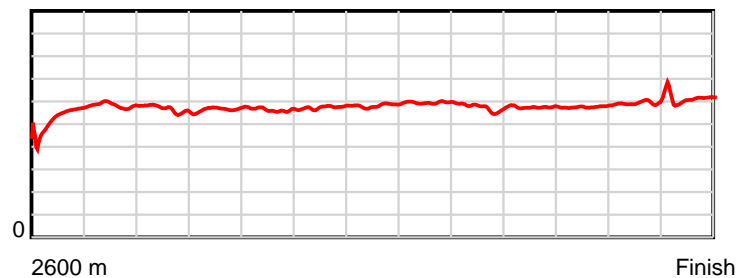
HRNZ and NZMTC and Thoroughbred Ratings Pty Ltd accepts no responsibility for the completeness or accuracy of any of the information contained herein, and makes no representations about its suitability for any particular purpose. Users should make their own judgements about those matters and/or seek independent advice. You assume all risks associated with use of the data provided on this page.

Race Results

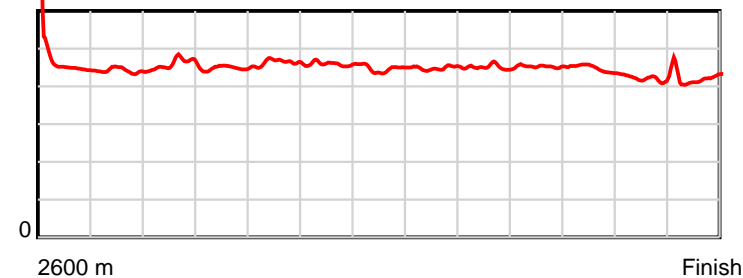
October 06, 2022, Race 4, STEVIE GOLDING @HARCOURTSHORNBY (JUNIOR DRIVERS) TROT, Distance 2600m, Addington - Survey 3200m

Result	TAB no.	Horse (Barrier)	2200m to	2000m to	1800m to	1600m to	1400m to	1200m to	1000m to	800m to	600m to	400m to	200m to	Total or	Margin
9th	1	Murano (3)	2000m	1800m	1600m	1400m	1200m	1000m	800m	600m	400m	200m	WP	Average	
		Position in running (margin)	8(9.2)	8(8.6)	9(9.7)	8(7.5)	8(6.6)	7(5.3)	8(6.2)	8(6.6)	8(6.5)	8(6.3)	9(6.2)		8.20
		Sectional time (s)	16.28	15.88	16.65	16.15	15.32	15.30	15.94	15.80	15.81	14.41	13.81		
		Cumulative time (s)	171.35	155.07	139.19	122.54	106.39	91.07	75.77	59.83	44.03	28.22	13.81	3:25.60	
		Speed (m/s)	12.29	12.59	12.01	12.38	13.05	13.07	12.55	12.66	12.65	13.88	14.48	12.65	
		Stride length (m)	5.65	5.64	5.56	5.69	5.84	5.87	5.65	5.73	5.65	5.91	6.05	5.71	
		Stride duration (s)	0.460	0.448	0.463	0.459	0.447	0.449	0.451	0.453	0.447	0.426	0.418	0.452	
		Stride efficiency (%)	49.84	49.72	48.38	50.54	53.21	53.76	49.95	51.26	49.92	54.53	57.21	50.98	
		Stride count	35.41	35.46	35.94	35.17	34.27	34.10	35.38	34.92	35.38	33.86	33.05	455.21	

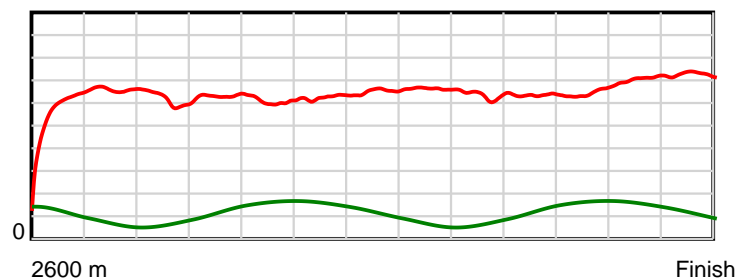
10 m Stride length



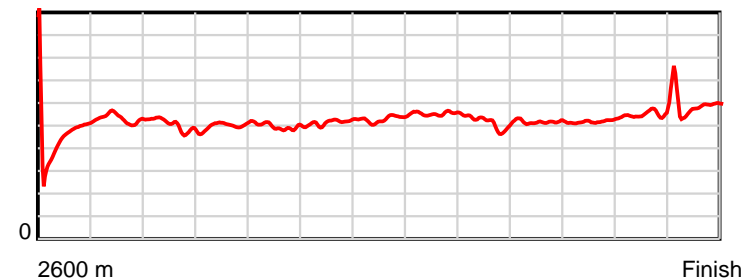
0.6 s Stride duration



20 m/sec Speed



100 % Stride efficiency



Note: Horizontal distance axis grid lines are 200m furlongs.

Disclaimer.

HRNZ and NZMTC and Thoroughbred Ratings Pty Ltd accepts no responsibility for the completeness or accuracy of any of the information contained herein, and makes no representations about its suitability for any particular purpose. Users should make their own judgements about those matters and/or seek independent advice. You assume all risks associated with use of the data provided on this page.



Race Results



October 06, 2022, Race 4, STEVIE GOLDING @HARCOURTSHORNBY (JUNIOR DRIVERS) TROT, Distance 2600m, Addington - Survey 3200m

Result	TAB no.	Horse (Barrier)	2600 to	2400m to
10th	9	Palisade (2)	2400m	2200m
		Position in running (margin)	-	8(10.9)
		Sectional time (s)	18.30	15.59
		Cumulative time (s)	208.95	190.65
		Speed (m/s)	10.93	12.83
		Stride length (m)	5.79	6.17
		Stride duration (s)	0.475	0.481
		Stride efficiency (%)	52.42	59.55
		Stride count	34.53	32.40

Disclaimer.

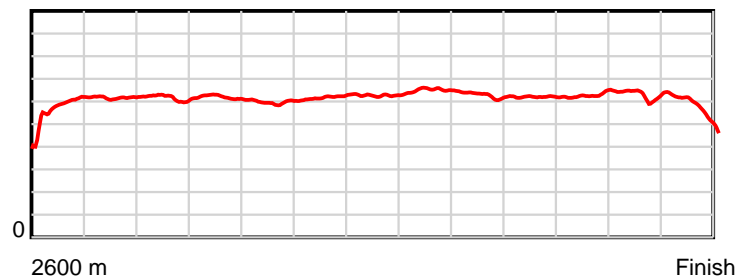
HRNZ and NZMTC and Thoroughbred Ratings Pty Ltd accepts no responsibility for the completeness or accuracy of any of the information contained herein, and makes no representations about its suitability for any particular purpose. Users should make their own judgements about those matters and/or seek independent advice. You assume all risks associated with use of the data provided on this page.

Race Results

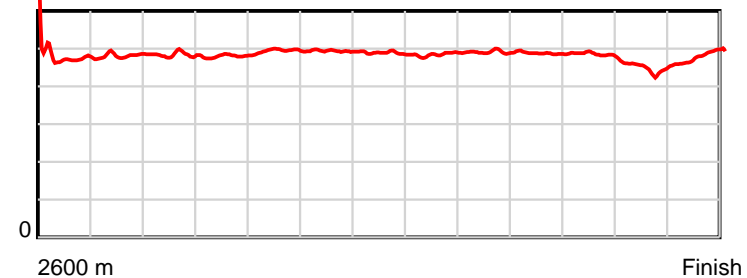
October 06, 2022, Race 4, STEVIE GOLDING @HARCOURTSHORNBY (JUNIOR DRIVERS) TROT, Distance 2600m, Addington - Survey 3200m

Result	TAB no.	Horse (Barrier)	2200m to	2000m to	1800m to	1600m to	1400m to	1200m to	1000m to	800m to	600m to	400m to	200m to	Total or	Margin
10th	9	Palisade (2)	2000m	1800m	1600m	1400m	1200m	1000m	800m	600m	400m	200m	WP	Average	
		Position in running (margin)	7(7.9)	6(5.9)	5(4.9)	5(3.9)	4(2.7)	5(3.6)	5(3.8)	6(4.6)	6(4.5)	6(4.3)	7(5.3)		26.90
		Sectional time (s)	16.07	15.52	16.85	16.11	15.68	15.19	16.00	15.80	15.82	14.61	17.41		
		Cumulative time (s)	175.06	158.99	143.47	126.62	110.51	94.83	79.64	63.64	47.84	32.02	17.41	3:28.95	
		Speed (m/s)	12.45	12.89	11.87	12.41	12.76	13.17	12.50	12.66	12.64	13.69	11.49	12.44	
		Stride length (m)	6.02	6.19	5.87	6.13	6.23	6.38	6.14	6.17	6.11	6.13	5.52	6.06	
		Stride duration (s)	0.484	0.480	0.494	0.494	0.489	0.485	0.491	0.488	0.483	0.448	0.481	0.487	
		Stride efficiency (%)	56.65	59.78	53.81	58.70	60.71	63.58	58.88	59.51	58.38	58.66	47.69	57.34	
		Stride count	33.22	32.34	34.08	32.63	32.09	31.36	32.58	32.41	32.72	32.64	36.20	429.20	

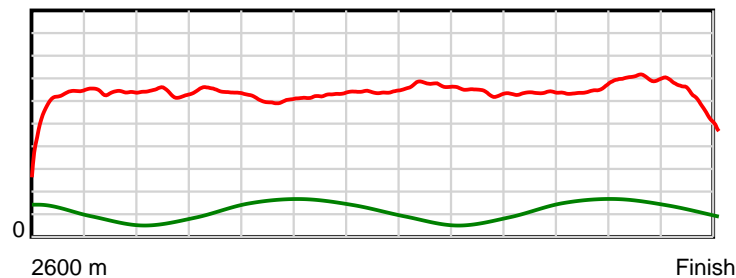
10 m Stride length



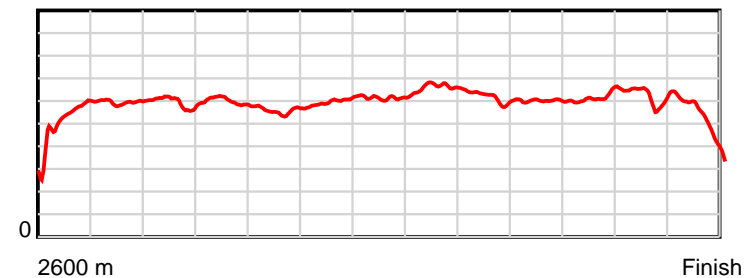
0.6 s Stride duration



20 m/sec Speed



100 % Stride efficiency



Note: Horizontal distance axis grid lines are 200m furlongs.

Disclaimer.

HRNZ and NZMTC and Thoroughbred Ratings Pty Ltd accepts no responsibility for the completeness or accuracy of any of the information contained herein, and makes no representations about its suitability for any particular purpose. Users should make their own judgements about those matters and/or seek independent advice. You assume all risks associated with use of the data provided on this page.