



## Race Results

NZ Metropolitan Trotting Club Inc, HRNZ, November 08, 2022

Compilation date: November 8, 2022, 5:10:38 PM (NZDT)

Copyright © 2022 HRNZ and NZMTC. All rights reserved.

### Trademarks.

StrideMASTER is a registered trademark of Thoroughbred Ratings Pty Ltd.

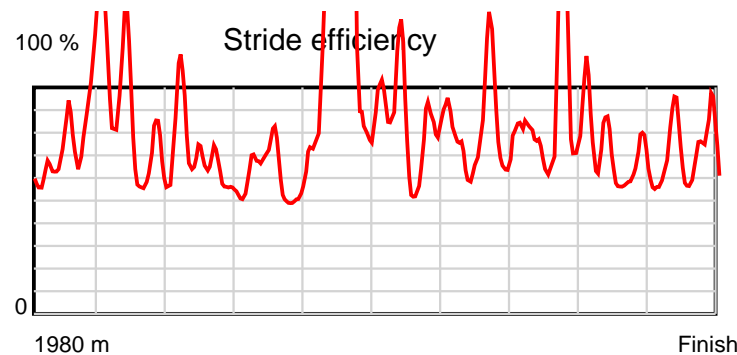
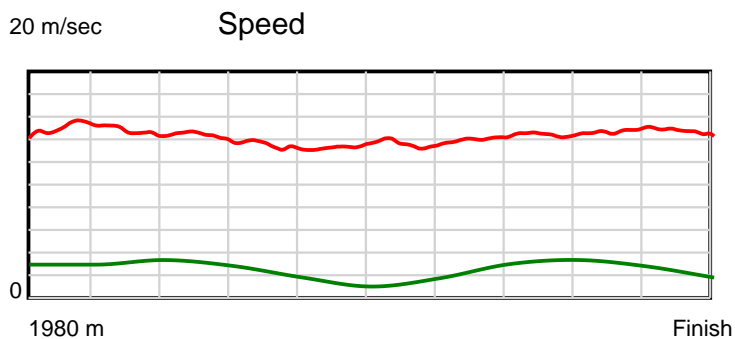
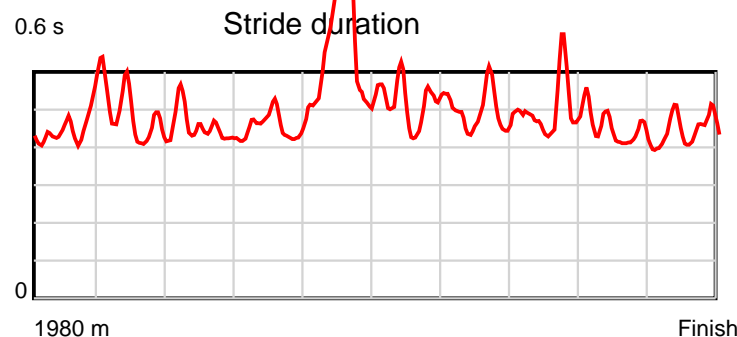
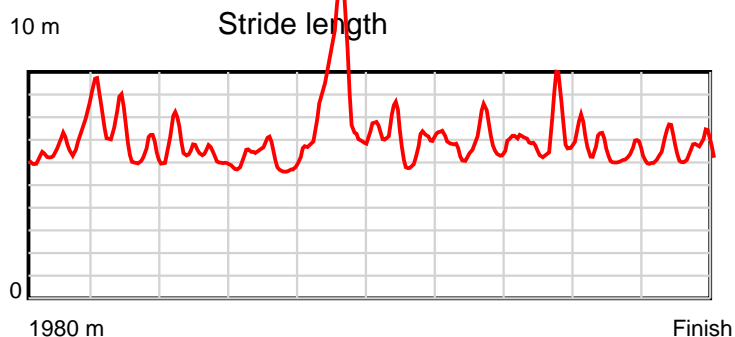
### Disclaimer.

HRNZ and NZMTC and Thoroughbred Ratings Pty Ltd accepts no responsibility for the completeness or accuracy of any of the information contained herein, and makes no representations about its suitability for any particular purpose. Users should make their own judgements about those matters and/or seek independent advice. You assume all risks associated with use of the data provided on this page.

# Race Results

November 08, 2022, Race 10, AVON CITY FORD MOBILE PACE, Distance 1980m, Addington - Survey 1980m

Result	TAB no.	Horse (Barrier)	1980 to	1800m to	1600m to	1400m to	1200m to	1000m to	800m to	600m to	400m to	200m to	Total or	Margin
1st	12	<b>Heisenberg (11)</b>	<b>1800m</b>	<b>1600m</b>	<b>1400m</b>	<b>1200m</b>	<b>1000m</b>	<b>800m</b>	<b>600m</b>	<b>400m</b>	<b>200m</b>	<b>WP</b>	<b>Average</b>	
		Position in running (margin)	-	6(6.0)	6(9.0)	6(6.8)	7(6.9)	6(5.7)	7(6.5)	8(5.6)	6(5.3)	4(4.3)		0.00
		Sectional time (s)	12.08	13.81	14.02	14.79	15.09	15.14	14.18	14.08	13.57	13.62		
		Cumulative time (s)	140.38	128.30	114.49	100.47	85.68	70.59	55.45	41.27	27.19	13.62	2:20.38	
		Speed (m/s)	14.90	14.48	14.27	13.52	13.25	13.21	14.10	14.20	14.74	14.68	14.10	
		Stride length (m)	6.81	6.55	6.34	6.08	7.70	6.37	6.57	6.88	6.23	6.43	6.57	
		Stride duration (s)	0.451	0.452	0.444	0.450	0.581	0.482	0.466	0.484	0.423	0.438	0.466	
		Stride efficiency (%)	72.46	66.97	62.79	57.77	92.54	63.37	67.37	73.96	60.73	64.65	67.38	
		Stride count	26.43	30.55	31.55	32.89	25.99	31.41	30.46	29.07	32.08	31.09	301.52	



Note: Horizontal distance axis grid lines are 200m furlongs.

**Disclaimer.**

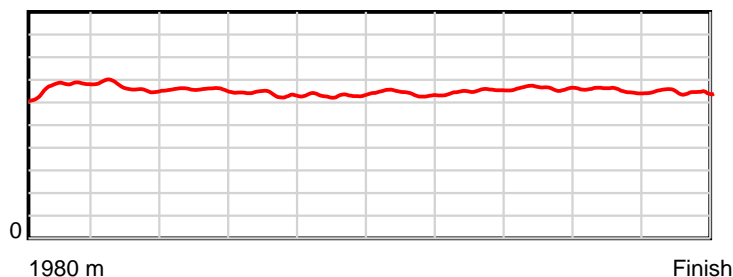
HRNZ and NZMTC and Thoroughbred Ratings Pty Ltd accepts no responsibility for the completeness or accuracy of any of the information contained herein, and makes no representations about its suitability for any particular purpose. Users should make their own judgements about those matters and/or seek independent advice. You assume all risks associated with use of the data provided on this page.

# Race Results

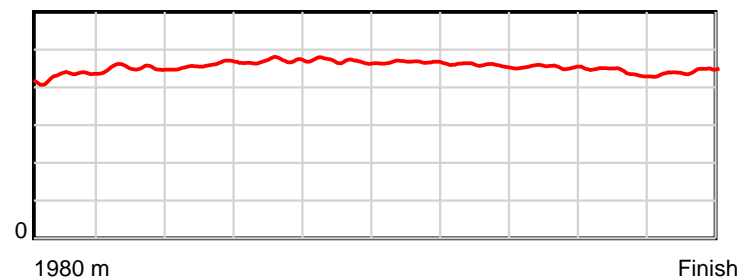
November 08, 2022, Race 10, AVON CITY FORD MOBILE PACE, Distance 1980m, Addington - Survey 1980m

Result	TAB no.	Horse (Barrier)	1980 to	1800m to	1600m to	1400m to	1200m to	1000m to	800m to	600m to	400m to	200m to	Total or	Margin
2nd	3	<b>Magic Four (3)</b>	<b>1800m</b>	<b>1600m</b>	<b>1400m</b>	<b>1200m</b>	<b>1000m</b>	<b>800m</b>	<b>600m</b>	<b>400m</b>	<b>200m</b>	<b>WP</b>	<b>Average</b>	
		Position in running (margin)	-	5(2.8)	5(5.6)	4(3.8)	5(4.1)	4(3.9)	5(4.6)	4(3.5)	4(2.9)	3(2.4)		0.10
		Sectional time (s)	11.70	13.78	14.07	14.84	15.24	15.14	14.14	14.03	13.65	13.80		
		Cumulative time (s)	140.39	128.69	114.91	100.84	86.00	70.76	55.62	41.48	27.45	13.80	2:20.39	
		Speed (m/s)	15.39	14.51	14.21	13.48	13.12	13.21	14.14	14.26	14.65	14.49	14.10	
		Stride length (m)	6.69	6.55	6.53	6.33	6.17	6.16	6.48	6.47	6.44	6.43	6.42	
		Stride duration (s)	0.431	0.451	0.459	0.470	0.470	0.466	0.458	0.454	0.440	0.444	0.455	
		Stride efficiency (%)	70.01	67.13	66.53	62.68	59.40	59.28	65.69	65.50	64.79	64.60	64.39	
		Stride count	26.89	30.52	30.65	31.58	32.44	32.47	30.85	30.89	31.06	31.11	308.46	

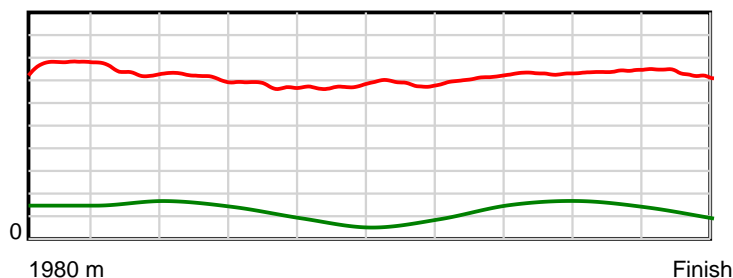
10 m Stride length



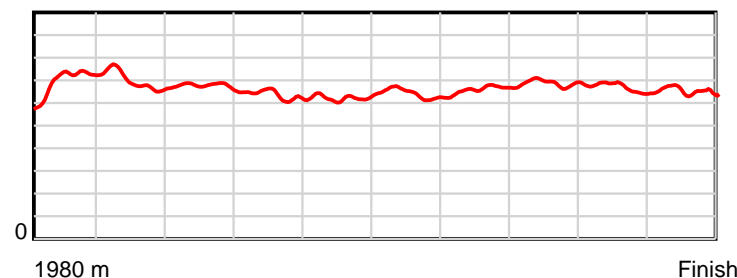
0.6 s Stride duration



20 m/sec Speed



100 % Stride efficiency



Note: Horizontal distance axis grid lines are 200m furlongs.

## Disclaimer.

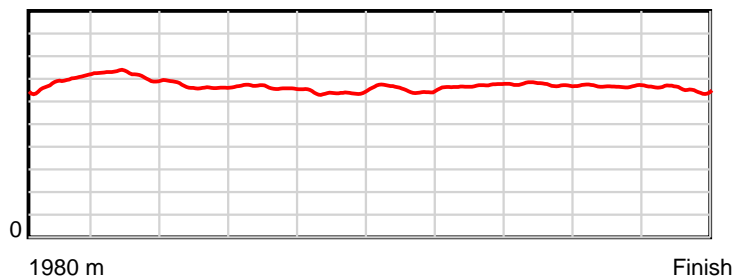
HRNZ and NZMTC and Thoroughbred Ratings Pty Ltd accepts no responsibility for the completeness or accuracy of any of the information contained herein, and makes no representations about its suitability for any particular purpose. Users should make their own judgements about those matters and/or seek independent advice. You assume all risks associated with use of the data provided on this page.

# Race Results

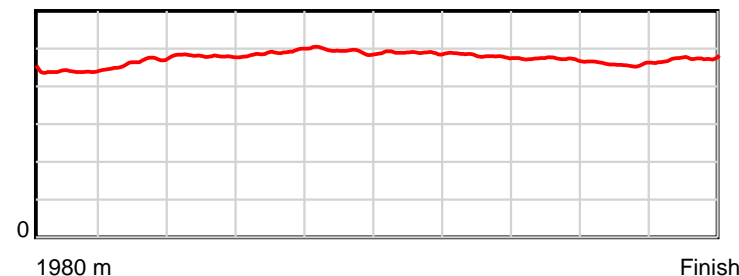
November 08, 2022, Race 10, AVON CITY FORD MOBILE PACE, Distance 1980m, Addington - Survey 1980m

Result	TAB no.	Horse (Barrier)	1980 to	1800m to	1600m to	1400m to	1200m to	1000m to	800m to	600m to	400m to	200m to	Total or	Margin
3rd	6	No Time Like N... (6)	1800m	1600m	1400m	1200m	1000m	800m	600m	400m	200m	WP	Average	
		Position in running (margin)	-	2(0.8)	1(0.0)	1(0.0)	1(0.0)	1(0.0)	1(0.0)	1(0.0)	1(0.0)	1(0.0)		0.90
		Sectional time (s)	11.24	13.18	14.37	14.79	15.28	15.01	14.33	14.13	13.73	14.48		
		Cumulative time (s)	140.54	129.30	116.12	101.75	86.96	71.68	56.67	42.34	28.21	14.48	2:20.54	
		Speed (m/s)	16.02	15.17	13.92	13.52	13.09	13.32	13.96	14.15	14.57	13.81	14.09	
		Stride length (m)	6.99	7.04	6.68	6.63	6.46	6.52	6.71	6.68	6.69	6.55	6.69	
		Stride duration (s)	0.439	0.464	0.480	0.490	0.494	0.489	0.481	0.472	0.459	0.474	0.475	
		Stride efficiency (%)	76.32	77.54	69.81	68.62	65.28	66.40	70.43	69.77	69.88	67.04	69.91	
		Stride count	25.76	28.39	29.92	30.18	30.94	30.68	29.79	29.93	29.91	30.53	296.03	

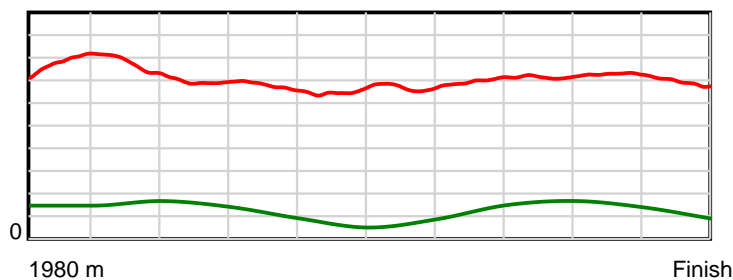
10 m Stride length



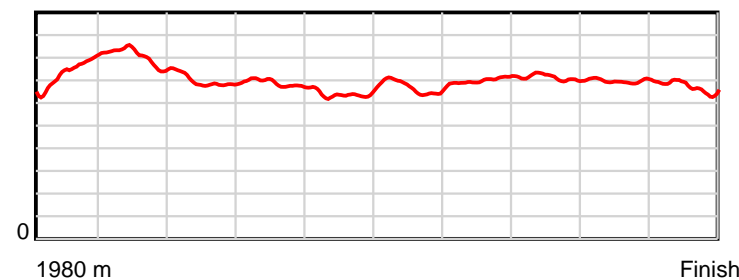
0.6 s Stride duration



20 m/sec Speed



100 % Stride efficiency



Note: Horizontal distance axis grid lines are 200m furlongs.

## Disclaimer.

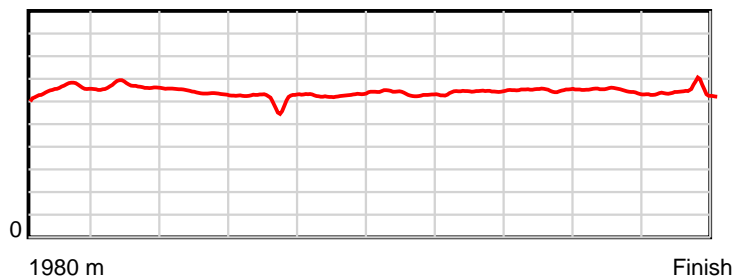
HRNZ and NZMTC and Thoroughbred Ratings Pty Ltd accepts no responsibility for the completeness or accuracy of any of the information contained herein, and makes no representations about its suitability for any particular purpose. Users should make their own judgements about those matters and/or seek independent advice. You assume all risks associated with use of the data provided on this page.

# Race Results

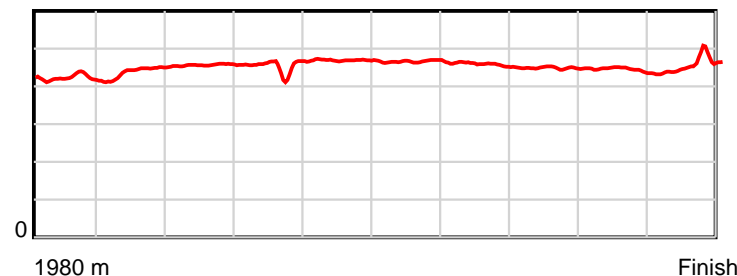
November 08, 2022, Race 10, AVON CITY FORD MOBILE PACE, Distance 1980m, Addington - Survey 1980m

Result	TAB no.	Horse (Barrier)	1980 to	1800m to	1600m to	1400m to	1200m to	1000m to	800m to	600m to	400m to	200m to	Total or	Margin
4th	4	<b>Franco Indie (4)</b>	<b>1800m</b>	<b>1600m</b>	<b>1400m</b>	<b>1200m</b>	<b>1000m</b>	<b>800m</b>	<b>600m</b>	<b>400m</b>	<b>200m</b>	<b>WP</b>	<b>Average</b>	
		Position in running (margin)	-	3(2.1)	3(2.6)	3(3.0)	3(2.9)	2(3.1)	3(2.4)	2(1.3)	3(1.5)	2(2.0)		1.90
		Sectional time (s)	11.39	13.40	14.43	14.79	15.31	14.89	14.15	14.16	13.82	14.38		
		Cumulative time (s)	140.72	129.33	115.93	101.50	86.71	71.40	56.51	42.36	28.20	14.38	2:20.72	
		Speed (m/s)	15.81	14.93	13.86	13.52	13.06	13.43	14.13	14.12	14.47	13.91	14.07	
		Stride length (m)	6.56	6.54	6.33	6.14	6.13	6.25	6.47	6.33	6.41	6.34	6.35	
		Stride duration (s)	0.421	0.438	0.457	0.454	0.469	0.465	0.458	0.448	0.443	0.456	0.451	
		Stride efficiency (%)	67.28	66.74	62.61	58.88	58.66	61.06	65.50	62.67	64.30	62.88	62.92	
		Stride count	27.43	30.60	31.60	32.58	32.64	32.00	30.89	31.58	31.18	31.53	312.03	

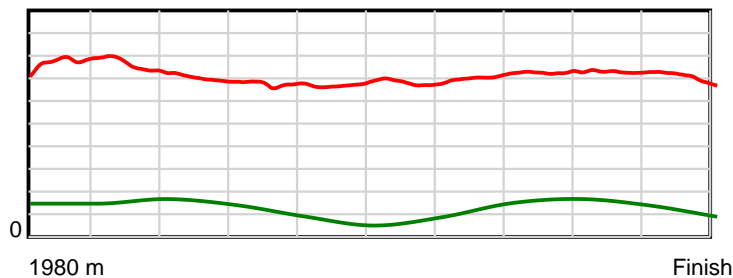
10 m Stride length



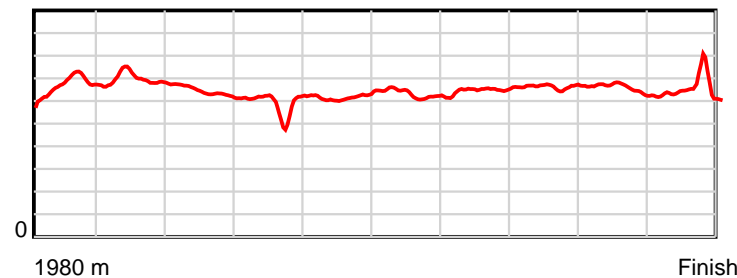
0.6 s Stride duration



20 m/sec Speed



100 % Stride efficiency



Note: Horizontal distance axis grid lines are 200m furlongs.

## Disclaimer.

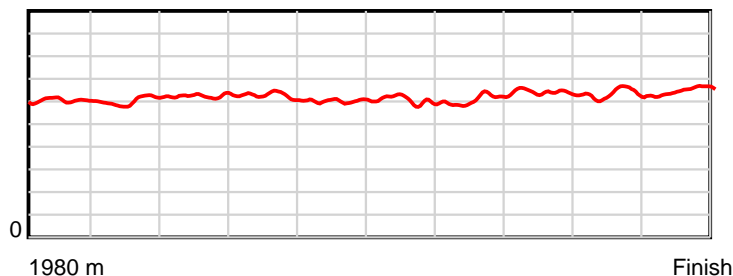
HRNZ and NZMTC and Thoroughbred Ratings Pty Ltd accepts no responsibility for the completeness or accuracy of any of the information contained herein, and makes no representations about its suitability for any particular purpose. Users should make their own judgements about those matters and/or seek independent advice. You assume all risks associated with use of the data provided on this page.

# Race Results

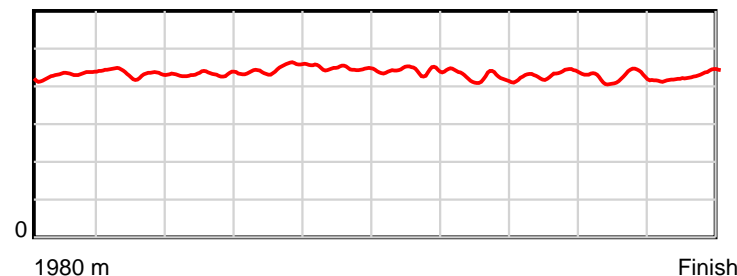
November 08, 2022, Race 10, AVON CITY FORD MOBILE PACE, Distance 1980m, Addington - Survey 1980m

Result	TAB no.	Horse (Barrier)	1980 to	1800m to	1600m to	1400m to	1200m to	1000m to	800m to	600m to	400m to	200m to	Total or	Margin
5th	9	Steel The Show (9)	1800m	1600m	1400m	1200m	1000m	800m	600m	400m	200m	WP	Average	
		Position in running (margin)	-	13(11.2)	13(20.6)	13(17.7)	13(15.9)	13(15.7)	13(15.5)	13(12.4)	12(10.1)	9(8.5)		2.70
		Sectional time (s)	13.01	14.88	13.90	14.48	15.26	14.98	13.80	13.74	13.47	13.35		
		Cumulative time (s)	140.87	127.86	112.98	99.08	84.60	69.34	54.36	40.56	26.82	13.35	2:20.87	
		Speed (m/s)	13.84	13.44	14.39	13.81	13.11	13.35	14.49	14.56	14.85	14.98	14.06	
		Stride length (m)	6.04	5.85	6.22	6.18	5.86	5.91	6.14	6.29	6.28	6.43	6.12	
		Stride duration (s)	0.432	0.435	0.432	0.447	0.448	0.443	0.424	0.432	0.423	0.429	0.435	
		Stride efficiency (%)	57.02	53.48	60.43	59.65	53.73	54.56	58.91	61.87	61.70	64.67	58.45	
		Stride count	29.80	34.19	32.16	32.37	34.11	33.85	32.57	31.78	31.83	31.09	323.75	

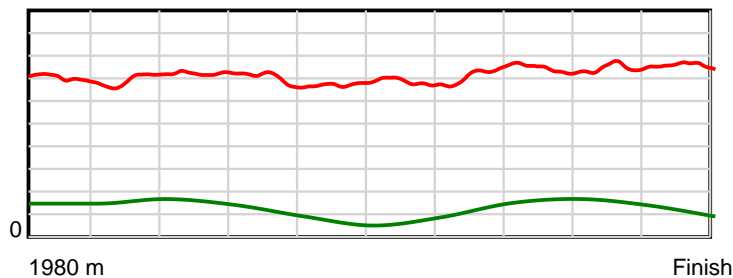
10 m Stride length



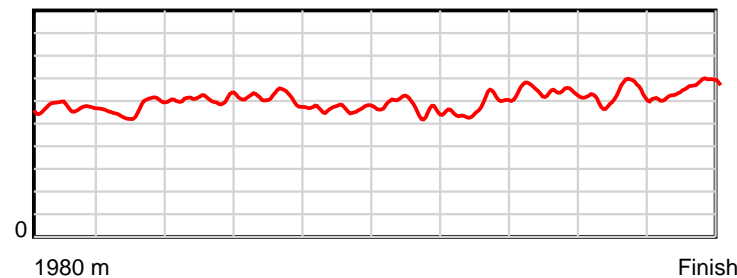
0.6 s Stride duration



20 m/sec Speed



100 % Stride efficiency



Note: Horizontal distance axis grid lines are 200m furlongs.

**Disclaimer.**

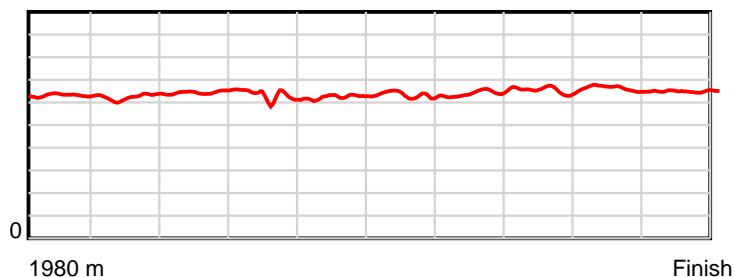
HRNZ and NZMTC and Thoroughbred Ratings Pty Ltd accepts no responsibility for the completeness or accuracy of any of the information contained herein, and makes no representations about its suitability for any particular purpose. Users should make their own judgements about those matters and/or seek independent advice. You assume all risks associated with use of the data provided on this page.

# Race Results

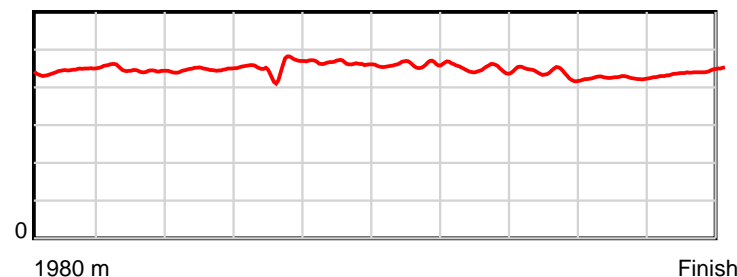
November 08, 2022, Race 10, AVON CITY FORD MOBILE PACE, Distance 1980m, Addington - Survey 1980m

Result	TAB no.	Horse (Barrier)	1980 to	1800m to	1600m to	1400m to	1200m to	1000m to	800m to	600m to	400m to	200m to	Total or	Margin
6th	8	Chal Patch (8)	1800m	1600m	1400m	1200m	1000m	800m	600m	400m	200m	WP	Average	
		Position in running (margin)	-	12(10.0)	12(18.4)	12(15.9)	12(14.2)	12(13.8)	12(12.8)	12(11.0)	13(10.2)	10(8.6)		3.40
		Sectional time (s)	12.61	14.72	13.97	14.51	15.21	14.84	14.04	14.00	13.47	13.62		
		Cumulative time (s)	140.99	128.38	113.66	99.69	85.18	69.97	55.13	41.09	27.09	13.62	2:20.99	
		Speed (m/s)	14.28	13.59	14.32	13.78	13.15	13.48	14.25	14.29	14.85	14.68	14.04	
		Stride length (m)	6.31	6.08	6.41	6.27	6.10	6.22	6.40	6.23	6.33	6.50	6.28	
		Stride duration (s)	0.444	0.448	0.448	0.455	0.464	0.461	0.450	0.436	0.426	0.442	0.447	
		Stride efficiency (%)	62.27	57.84	64.18	61.36	58.14	60.40	64.10	60.56	62.54	65.99	61.65	
		Stride count	28.51	32.87	31.21	31.92	32.79	32.17	31.23	32.13	31.61	30.78	315.22	

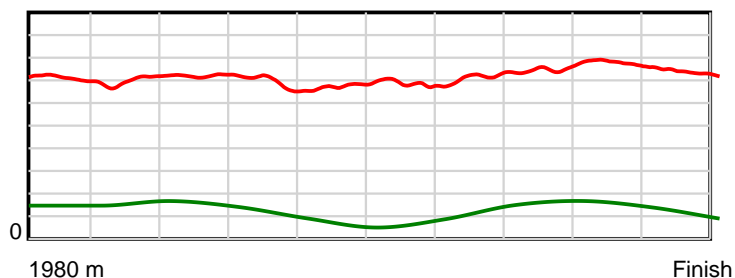
10 m Stride length



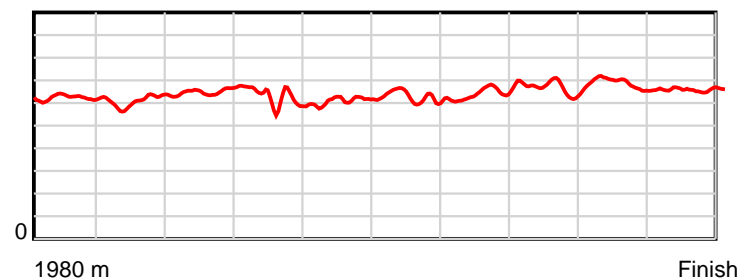
0.6 s Stride duration



20 m/sec Speed



100 % Stride efficiency



Note: Horizontal distance axis grid lines are 200m furlongs.

**Disclaimer.**

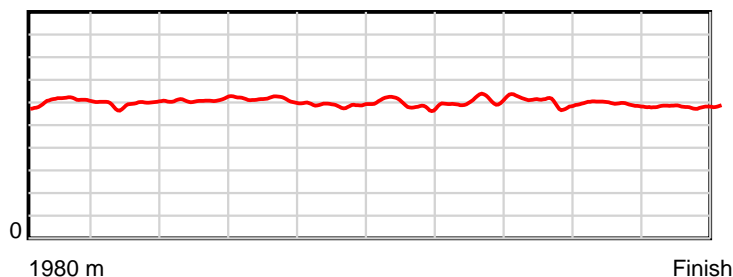
HRNZ and NZMTC and Thoroughbred Ratings Pty Ltd accepts no responsibility for the completeness or accuracy of any of the information contained herein, and makes no representations about its suitability for any particular purpose. Users should make their own judgements about those matters and/or seek independent advice. You assume all risks associated with use of the data provided on this page.

# Race Results

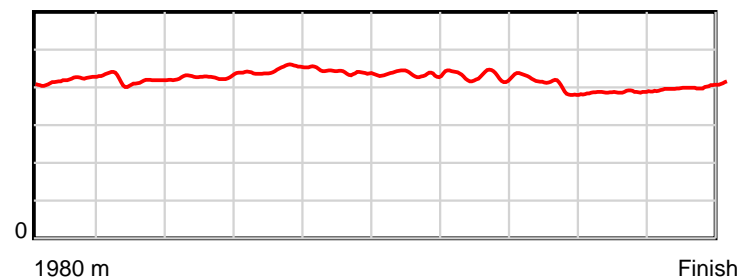
November 08, 2022, Race 10, AVON CITY FORD MOBILE PACE, Distance 1980m, Addington - Survey 1980m

Result	TAB no.	Horse (Barrier)	1980 to	1800m to	1600m to	1400m to	1200m to	1000m to	800m to	600m to	400m to	200m to	Total or	Margin
7th	14	Soundsofcash (13)	1800m	1600m	1400m	1200m	1000m	800m	600m	400m	200m	WP	Average	
		Position in running (margin)	-	8(7.0)	11(16.0)	11(15.4)	11(14.0)	11(10.7)	10(9.7)	11(8.4)	10(8.2)	7(7.7)		3.40
		Sectional time (s)	12.13	14.83	14.27	14.55	14.73	14.85	14.11	14.10	13.64	13.79		
		Cumulative time (s)	141.00	128.87	114.04	99.77	85.22	70.49	55.64	41.53	27.43	13.79	2:21.00	
		Speed (m/s)	14.84	13.49	14.02	13.75	13.58	13.47	14.17	14.18	14.66	14.50	14.04	
		Stride length (m)	6.10	5.66	6.00	6.16	5.97	5.88	6.09	5.72	5.69	5.83	5.90	
		Stride duration (s)	0.419	0.420	0.428	0.448	0.440	0.437	0.430	0.403	0.388	0.402	0.420	
		Stride efficiency (%)	58.15	50.12	56.29	59.20	55.71	54.08	58.03	51.19	50.64	53.18	54.48	
		Stride count	29.51	35.32	33.32	32.49	33.50	34.00	32.82	34.95	35.13	34.28	335.32	

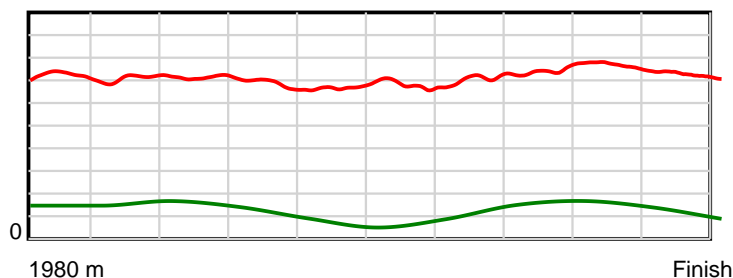
10 m Stride length



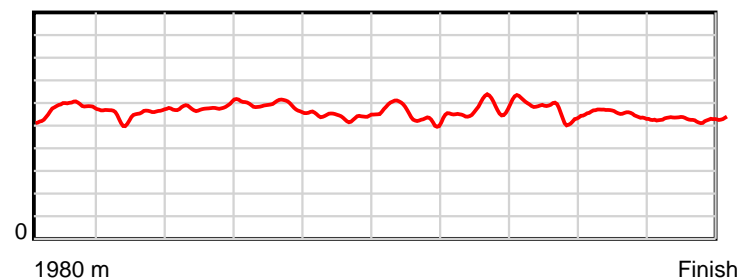
0.6 s Stride duration



20 m/sec Speed



100 % Stride efficiency



Note: Horizontal distance axis grid lines are 200m furlongs.

## Disclaimer.

HRNZ and NZMTC and Thoroughbred Ratings Pty Ltd accepts no responsibility for the completeness or accuracy of any of the information contained herein, and makes no representations about its suitability for any particular purpose. Users should make their own judgements about those matters and/or seek independent advice. You assume all risks associated with use of the data provided on this page.

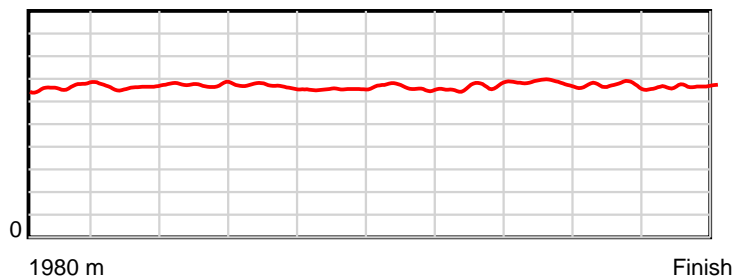


# Race Results

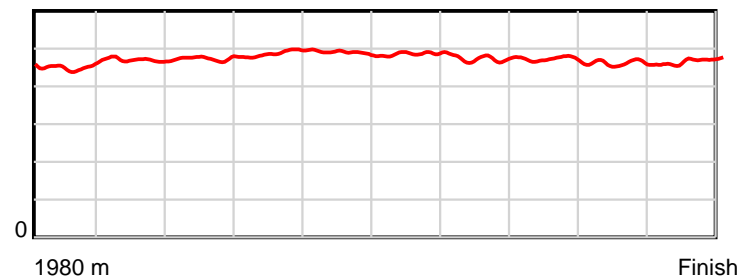
November 08, 2022, Race 10, AVON CITY FORD MOBILE PACE, Distance 1980m, Addington - Survey 1980m

Result	TAB no.	Horse (Barrier)	1980 to	1800m to	1600m to	1400m to	1200m to	1000m to	800m to	600m to	400m to	200m to	Total or	Margin
8th	7	Last Of The Mo... (7)	1800m	1600m	1400m	1200m	1000m	800m	600m	400m	200m	WP	Average	
		Position in running (margin)	-	7(6.7)	10(13.9)	10(11.4)	10(10.0)	10(9.4)	11(9.8)	9(8.1)	11(8.5)	13(10.0)		7.30
		Sectional time (s)	12.11	14.52	13.95	14.56	15.18	15.07	14.06	14.20	13.98	14.07		
		Cumulative time (s)	141.70	129.59	115.07	101.12	86.56	71.38	56.31	42.25	28.05	14.07	2:21.70	
		Speed (m/s)	14.87	13.77	14.34	13.74	13.18	13.27	14.22	14.08	14.31	14.21	13.97	
		Stride length (m)	6.67	6.48	6.79	6.70	6.45	6.45	6.73	6.63	6.60	6.65	6.61	
		Stride duration (s)	0.450	0.470	0.474	0.488	0.490	0.487	0.473	0.471	0.461	0.468	0.473	
		Stride efficiency (%)	69.53	65.58	72.08	70.18	65.08	65.11	70.76	68.70	68.10	69.16	68.37	
		Stride count	26.98	30.87	29.45	29.84	30.99	30.98	29.72	30.16	30.30	30.06	299.35	

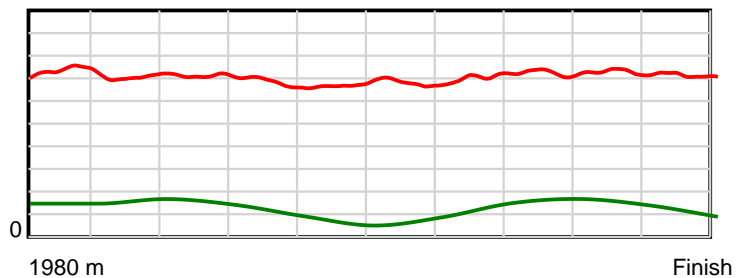
10 m Stride length



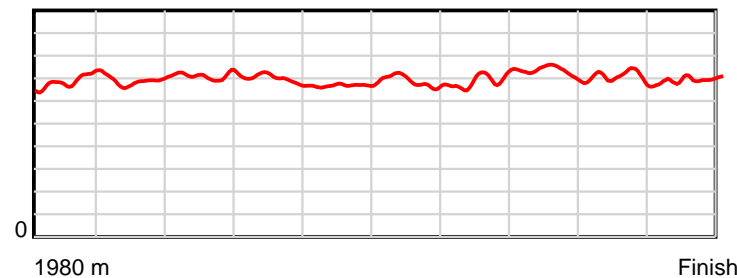
0.6 s Stride duration



20 m/sec Speed



100 % Stride efficiency



Note: Horizontal distance axis grid lines are 200m furlongs.

## Disclaimer.

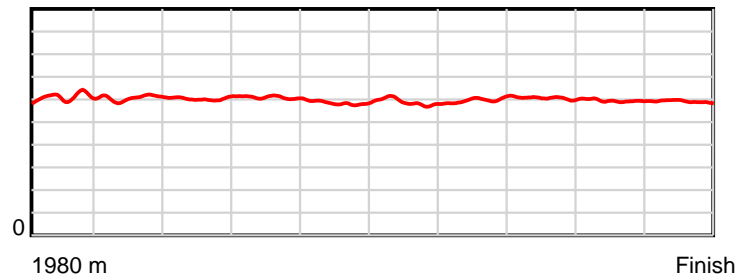
HRNZ and NZMTC and Thoroughbred Ratings Pty Ltd accepts no responsibility for the completeness or accuracy of any of the information contained herein, and makes no representations about its suitability for any particular purpose. Users should make their own judgements about those matters and/or seek independent advice. You assume all risks associated with use of the data provided on this page.

# Race Results

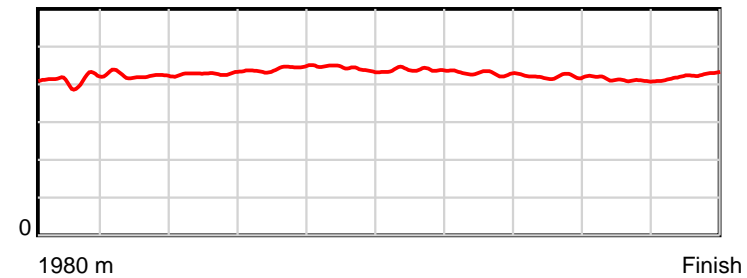
November 08, 2022, Race 10, AVON CITY FORD MOBILE PACE, Distance 1980m, Addington - Survey 1980m

Result	TAB no.	Horse (Barrier)	1980 to	1800m to	1600m to	1400m to	1200m to	1000m to	800m to	600m to	400m to	200m to	Total or	Margin
9th	13	Cheeze! (12)	1800m	1600m	1400m	1200m	1000m	800m	600m	400m	200m	WP	Average	
		Position in running (margin)	-	10(7.8)	9(13.2)	9(10.8)	9(8.7)	8(7.5)	9(8.1)	10(8.2)	9(8.2)	11(9.2)		8.10
		Sectional time (s)	12.38	14.21	13.97	14.44	15.08	15.11	14.34	14.12	13.91	14.28		
		Cumulative time (s)	141.84	129.46	115.25	101.28	86.84	71.76	56.65	42.31	28.19	14.28	2:21.84	
		Speed (m/s)	14.54	14.07	14.32	13.85	13.26	13.24	13.95	14.16	14.38	14.01	13.96	
		Stride length (m)	6.13	5.97	6.13	6.10	5.87	5.80	5.99	5.96	5.93	5.93	5.98	
		Stride duration (s)	0.413	0.424	0.428	0.441	0.443	0.438	0.429	0.421	0.412	0.423	0.428	
		Stride efficiency (%)	58.74	55.60	58.74	58.22	53.93	52.60	56.06	55.46	54.92	54.91	55.84	
		Stride count	29.36	33.53	32.62	32.77	34.04	34.47	33.39	33.57	33.74	33.74	331.23	

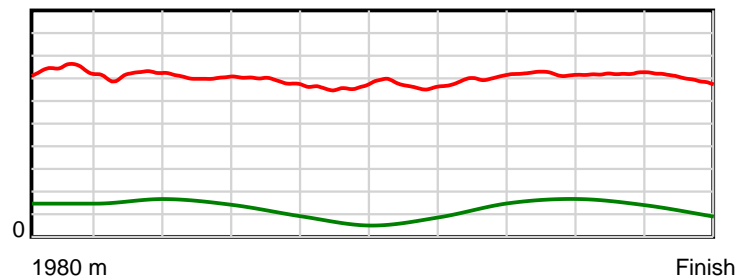
10 m Stride length



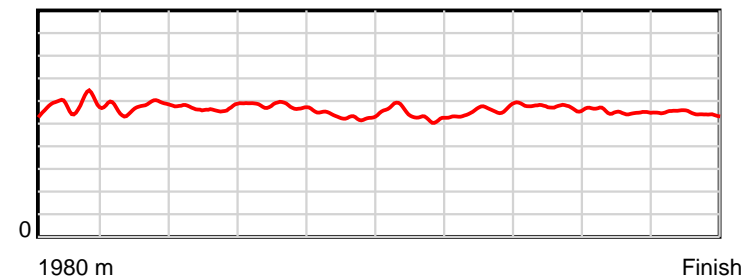
0.6 s Stride duration



20 m/sec Speed



100 % Stride efficiency



Note: Horizontal distance axis grid lines are 200m furlongs.

## Disclaimer.

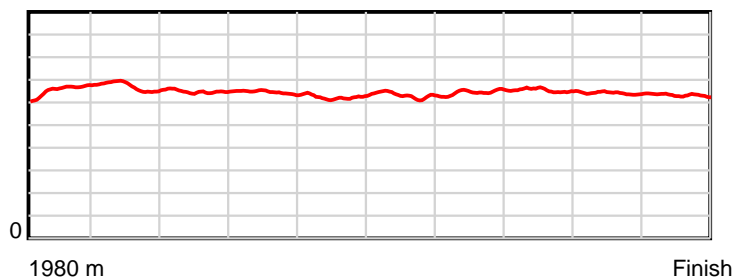
HRNZ and NZMTC and Thoroughbred Ratings Pty Ltd accepts no responsibility for the completeness or accuracy of any of the information contained herein, and makes no representations about its suitability for any particular purpose. Users should make their own judgements about those matters and/or seek independent advice. You assume all risks associated with use of the data provided on this page.

# Race Results

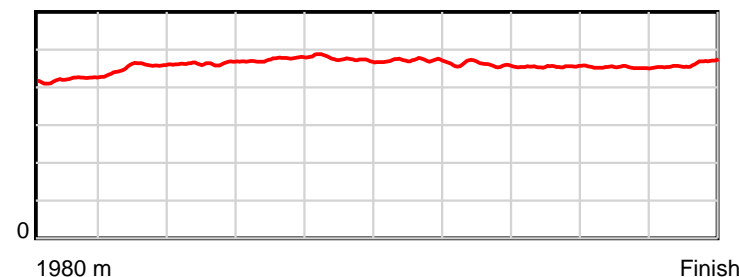
November 08, 2022, Race 10, AVON CITY FORD MOBILE PACE, Distance 1980m, Addington - Survey 1980m

Result	TAB no.	Horse (Barrier)	1980 to	1800m to	1600m to	1400m to	1200m to	1000m to	800m to	600m to	400m to	200m to	Total or	Margin
10th	2	American Me (2)	1800m	1600m	1400m	1200m	1000m	800m	600m	400m	200m	WP	Average	
		Position in running (margin)	-	4(2.6)	4(4.1)	5(4.3)	4(4.1)	5(5.1)	4(4.3)	5(3.6)	5(3.3)	6(6.4)		8.80
		Sectional time (s)	11.43	13.56	14.41	14.74	15.46	14.87	14.22	14.08	14.24	14.95		
		Cumulative time (s)	141.96	130.53	116.97	102.56	87.82	72.36	57.49	43.27	29.19	14.95	2:21.96	
		Speed (m/s)	15.75	14.75	13.88	13.57	12.94	13.45	14.06	14.20	14.04	13.38	13.95	
		Stride length (m)	6.58	6.69	6.43	6.44	6.15	6.34	6.48	6.46	6.36	6.19	6.41	
		Stride duration (s)	0.421	0.454	0.463	0.474	0.476	0.472	0.461	0.455	0.453	0.462	0.459	
		Stride efficiency (%)	67.73	70.01	64.53	64.73	59.19	62.88	65.57	65.18	63.14	59.79	64.13	
		Stride count	27.34	29.88	31.12	31.08	32.50	31.53	30.87	30.97	31.46	32.33	309.08	

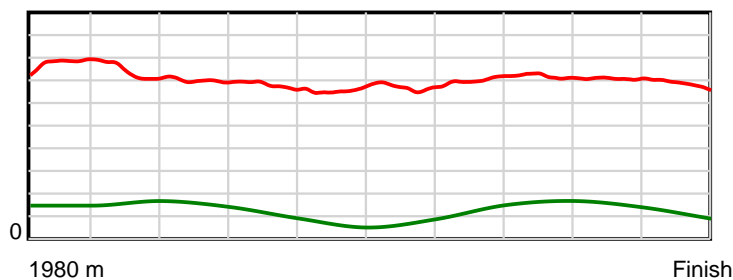
10 m Stride length



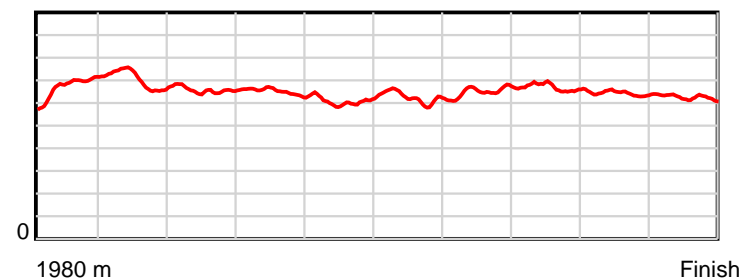
0.6 s Stride duration



20 m/sec Speed



100 % Stride efficiency



Note: Horizontal distance axis grid lines are 200m furlongs.

## Disclaimer.

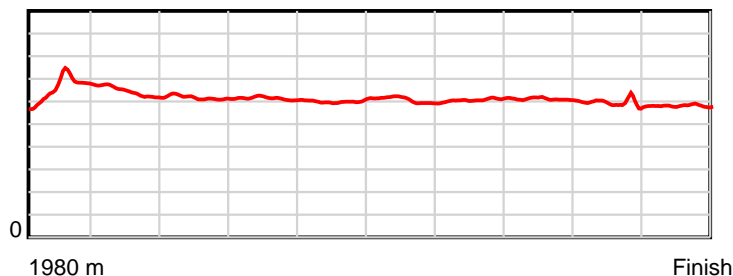
HRNZ and NZMTC and Thoroughbred Ratings Pty Ltd accepts no responsibility for the completeness or accuracy of any of the information contained herein, and makes no representations about its suitability for any particular purpose. Users should make their own judgements about those matters and/or seek independent advice. You assume all risks associated with use of the data provided on this page.

# Race Results

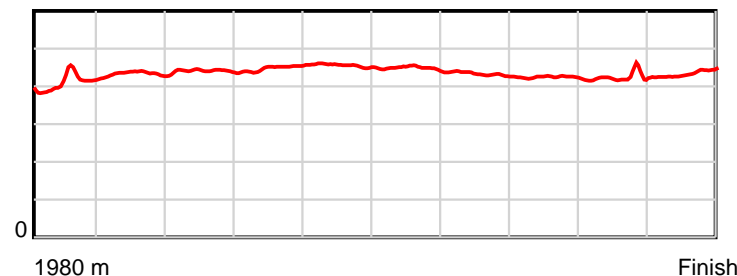
November 08, 2022, Race 10, AVON CITY FORD MOBILE PACE, Distance 1980m, Addington - Survey 1980m

Result	TAB no.	Horse (Barrier)	1980 to	1800m to	1600m to	1400m to	1200m to	1000m to	800m to	600m to	400m to	200m to	Total or	Margin
11th	5	Homebush Lad (5)	1800m	1600m	1400m	1200m	1000m	800m	600m	400m	200m	WP	Average	
		Position in running (margin)	-	1(0.0)	2(2.1)	2(2.7)	2(2.0)	3(3.3)	2(2.2)	3(1.8)	2(1.2)	5(6.1)		9.10
		Sectional time (s)	11.18	13.66	14.48	14.68	15.49	14.84	14.25	14.03	14.55	14.85		
		Cumulative time (s)	142.01	130.83	117.17	102.69	88.01	72.52	57.68	43.43	29.40	14.85	2:22.01	
		Speed (m/s)	16.10	14.64	13.81	13.62	12.91	13.48	14.04	14.26	13.75	13.47	13.94	
		Stride length (m)	6.65	6.34	6.09	6.11	5.88	6.04	6.07	6.04	5.81	5.86	6.07	
		Stride duration (s)	0.411	0.433	0.441	0.449	0.455	0.448	0.433	0.424	0.422	0.435	0.436	
		Stride efficiency (%)	69.05	62.83	57.97	58.42	53.95	56.94	57.61	57.04	52.67	53.63	57.66	
		Stride count	27.08	31.54	32.84	32.71	34.04	33.13	32.94	33.10	34.45	34.14	325.97	

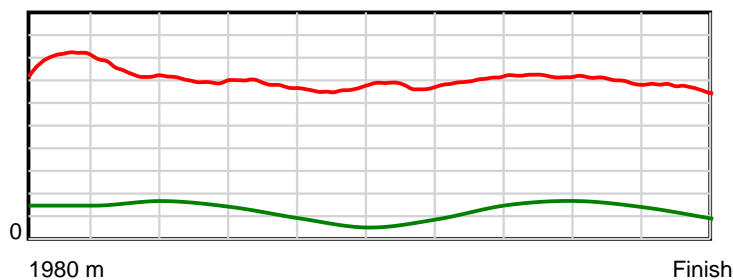
10 m Stride length



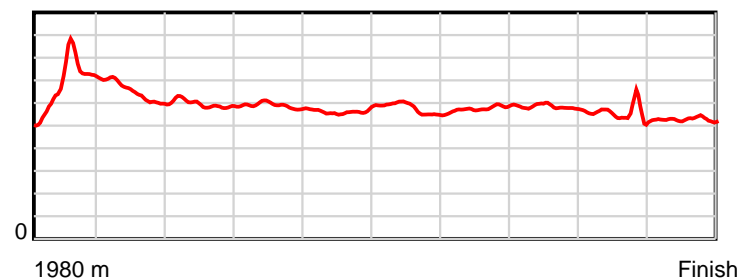
0.6 s Stride duration



20 m/sec Speed



100 % Stride efficiency



Note: Horizontal distance axis grid lines are 200m furlongs.

## Disclaimer.

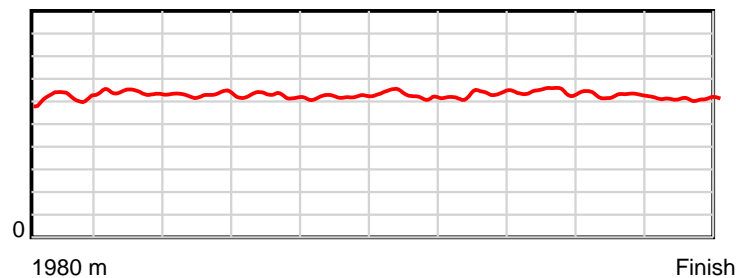
HRNZ and NZMTC and Thoroughbred Ratings Pty Ltd accepts no responsibility for the completeness or accuracy of any of the information contained herein, and makes no representations about its suitability for any particular purpose. Users should make their own judgements about those matters and/or seek independent advice. You assume all risks associated with use of the data provided on this page.

# Race Results

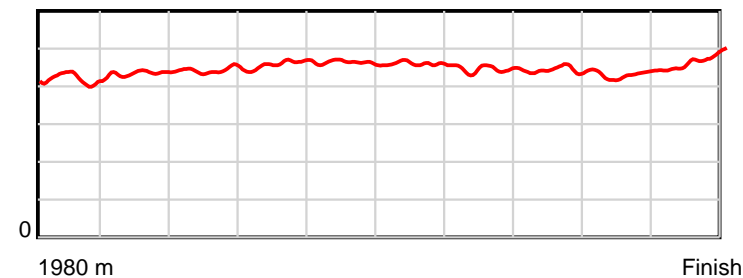
November 08, 2022, Race 10, AVON CITY FORD MOBILE PACE, Distance 1980m, Addington - Survey 1980m

Result	TAB no.	Horse (Barrier)	1980 to	1800m to	1600m to	1400m to	1200m to	1000m to	800m to	600m to	400m to	200m to	Total or	Margin
12th	10	<b>Franco Norton (10)</b>	<b>1800m</b>	<b>1600m</b>	<b>1400m</b>	<b>1200m</b>	<b>1000m</b>	<b>800m</b>	<b>600m</b>	<b>400m</b>	<b>200m</b>	<b>WP</b>	<b>Average</b>	
		Position in running (margin)	-	11(8.8)	8(10.4)	8(9.7)	8(8.3)	9(8.2)	8(7.3)	6(5.2)	7(6.1)	12(9.3)		13.70
		Sectional time (s)	12.54	13.58	14.25	14.56	15.26	14.86	13.98	14.28	14.27	15.27		
		Cumulative time (s)	142.85	130.31	116.73	102.48	87.92	72.66	57.80	43.82	29.54	15.27	2:22.85	
		Speed (m/s)	14.36	14.73	14.04	13.74	13.11	13.46	14.31	14.01	14.02	13.10	13.86	
		Stride length (m)	6.25	6.40	6.21	6.30	6.06	6.19	6.38	6.20	6.05	6.15	6.22	
		Stride duration (s)	0.420	0.435	0.443	0.459	0.463	0.460	0.446	0.443	0.432	0.470	0.449	
		Stride efficiency (%)	61.02	64.05	60.34	62.07	57.46	59.90	63.60	60.12	57.23	59.06	60.42	
		Stride count	28.81	31.24	32.19	31.73	32.98	32.30	31.35	32.24	33.05	32.53	318.42	

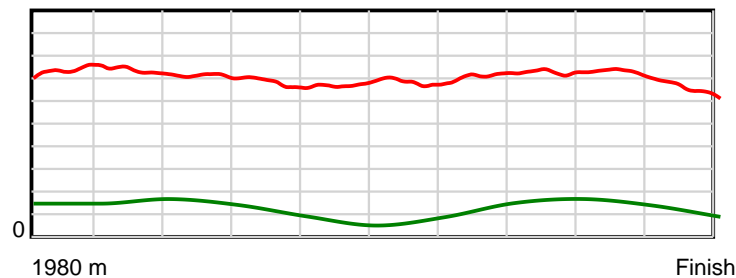
10 m Stride length



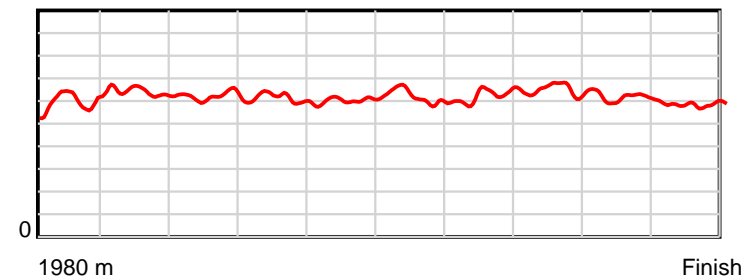
0.6 s Stride duration



20 m/sec Speed



100 % Stride efficiency



Note: Horizontal distance axis grid lines are 200m furlongs.

## Disclaimer.

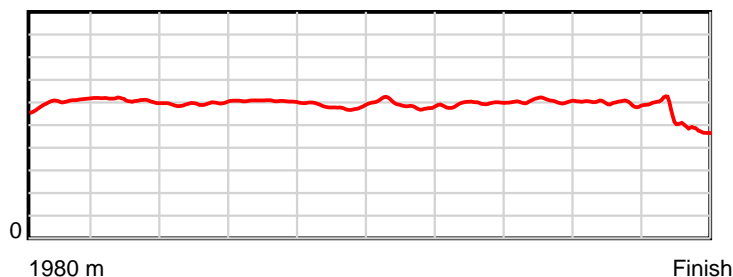
HRNZ and NZMTC and Thoroughbred Ratings Pty Ltd accepts no responsibility for the completeness or accuracy of any of the information contained herein, and makes no representations about its suitability for any particular purpose. Users should make their own judgements about those matters and/or seek independent advice. You assume all risks associated with use of the data provided on this page.

# Race Results

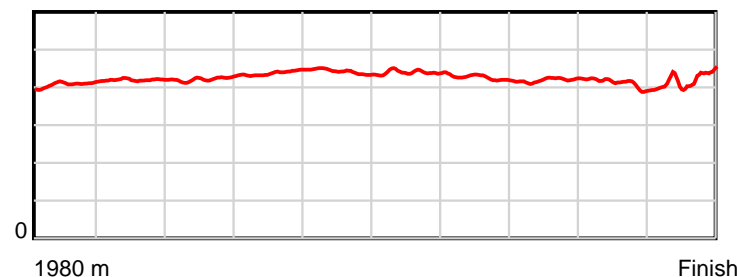
November 08, 2022, Race 10, AVON CITY FORD MOBILE PACE, Distance 1980m, Addington - Survey 1980m

Result	TAB no.	Horse (Barrier)	1980 to	1800m to	1600m to	1400m to	1200m to	1000m to	800m to	600m to	400m to	200m to	Total or	Margin
13th	1	<b>Get Up N Dance (1)</b>	<b>1800m</b>	<b>1600m</b>	<b>1400m</b>	<b>1200m</b>	<b>1000m</b>	<b>800m</b>	<b>600m</b>	<b>400m</b>	<b>200m</b>	<b>WP</b>	<b>Average</b>	
		Position in running (margin)	-	9(7.1)	7(9.4)	7(7.6)	6(5.7)	7(6.2)	6(6.1)	7(5.6)	8(6.3)	8(7.8)		16.30
		Sectional time (s)	12.06	13.70	14.07	14.48	15.37	14.99	14.24	14.25	13.99	16.16		
		Cumulative time (s)	143.31	131.25	117.55	103.48	89.00	73.63	58.64	44.40	30.15	16.16	2:23.31	
		Speed (m/s)	14.93	14.60	14.21	13.81	13.01	13.34	14.04	14.04	14.30	12.38	13.82	
		Stride length (m)	6.02	6.13	5.99	6.05	5.76	5.86	5.99	5.88	5.86	5.21	5.86	
		Stride duration (s)	0.409	0.420	0.422	0.438	0.442	0.440	0.426	0.419	0.410	0.421	0.424	
		Stride efficiency (%)	56.67	58.70	56.10	57.11	51.77	53.73	56.03	54.08	53.68	42.44	53.71	
		Stride count	29.89	32.63	33.38	33.08	34.75	34.11	33.40	34.00	34.12	38.38	337.74	

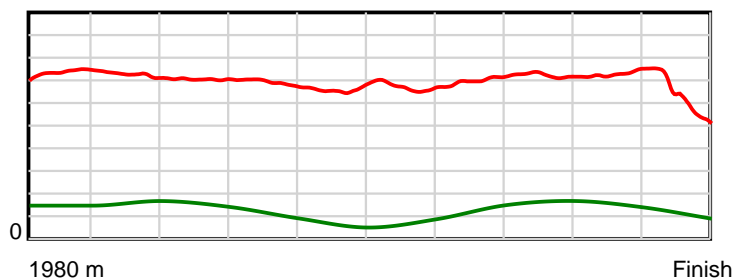
10 m Stride length



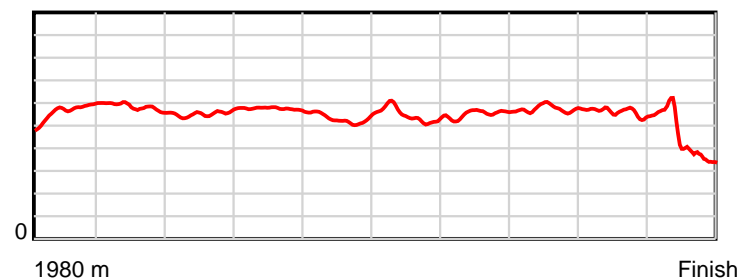
0.6 s Stride duration



20 m/sec Speed



100 % Stride efficiency



Note: Horizontal distance axis grid lines are 200m furlongs.

## Disclaimer.

HRNZ and NZMTC and Thoroughbred Ratings Pty Ltd accepts no responsibility for the completeness or accuracy of any of the information contained herein, and makes no representations about its suitability for any particular purpose. Users should make their own judgements about those matters and/or seek independent advice. You assume all risks associated with use of the data provided on this page.