



## Race Results

NZ Metropolitan Trotting Club Inc, HRNZ, November 08, 2022

Compilation date: November 8, 2022, 6:35:14 PM (NZDT)

Copyright © 2022 HRNZ and NZMTC. All rights reserved.

### Trademarks.

StrideMASTER is a registered trademark of Thoroughbred Ratings Pty Ltd.

### Disclaimer.

HRNZ and NZMTC and Thoroughbred Ratings Pty Ltd accepts no responsibility for the completeness or accuracy of any of the information contained herein, and makes no representations about its suitability for any particular purpose. Users should make their own judgements about those matters and/or seek independent advice. You assume all risks associated with use of the data provided on this page.



# Race Results



November 08, 2022, Race 12, FIRST DIRECT TAXIS TROT, Distance 2600m, Addington - Survey 3200m

| Result | TAB no. | Horse (Barrier)              | 2600 to      | 2400m to     |
|--------|---------|------------------------------|--------------|--------------|
| 1st    | 11      | <b>Boss Kenny (11)</b>       | <b>2400m</b> | <b>2200m</b> |
|        |         | Position in running (margin) | -            | 8(8.4)       |
|        |         | Sectional time (s)           | 17.26        | 14.74        |
|        |         | Cumulative time (s)          | 198.41       | 181.15       |
|        |         | Speed (m/s)                  | 11.59        | 13.57        |
|        |         | Stride length (m)            | 5.92         | 6.50         |
|        |         | Stride duration (s)          | 0.477        | 0.479        |
|        |         | Stride efficiency (%)        | 54.71        | 65.92        |
|        |         | Stride count                 | 33.80        | 30.79        |

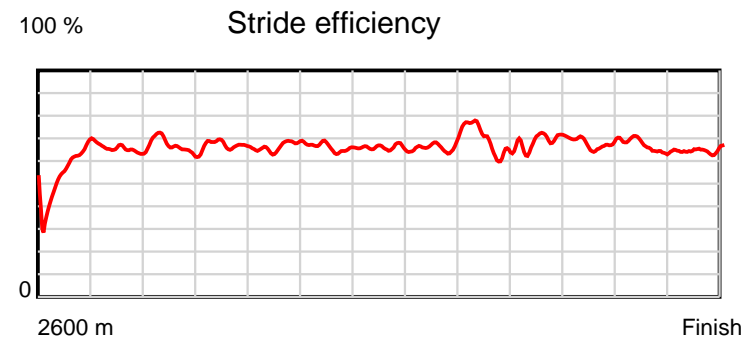
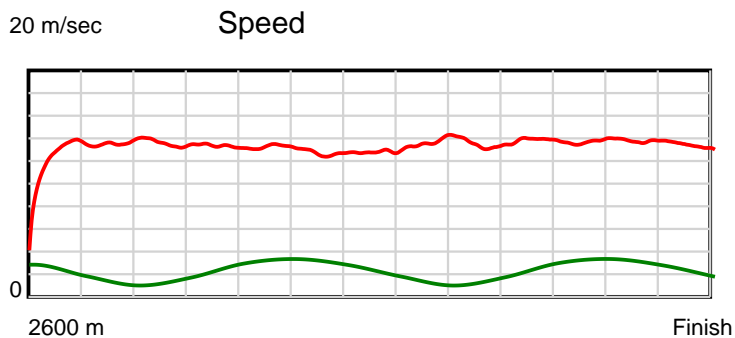
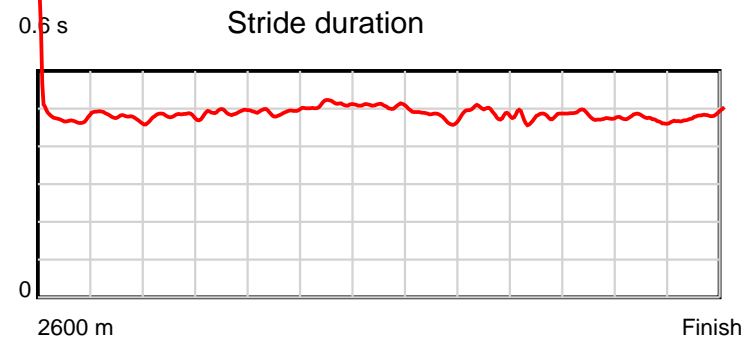
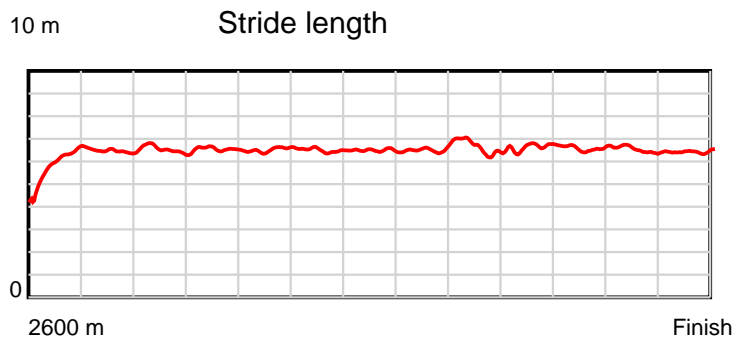
#### Disclaimer.

HRNZ and NZMTC and Thoroughbred Ratings Pty Ltd accepts no responsibility for the completeness or accuracy of any of the information contained herein, and makes no representations about its suitability for any particular purpose. Users should make their own judgements about those matters and/or seek independent advice. You assume all risks associated with use of the data provided on this page.

# Race Results

November 08, 2022, Race 12, FIRST DIRECT TAXIS TROT, Distance 2600m, Addington - Survey 3200m

| Result | TAB no. | Horse (Barrier)              | 2200m to     | 2000m to     | 1800m to     | 1600m to     | 1400m to     | 1200m to     | 1000m to    | 800m to     | 600m to     | 400m to     | 200m to   | Total or       | Margin |
|--------|---------|------------------------------|--------------|--------------|--------------|--------------|--------------|--------------|-------------|-------------|-------------|-------------|-----------|----------------|--------|
| 1st    | 11      | <b>Boss Kenny (11)</b>       | <b>2000m</b> | <b>1800m</b> | <b>1600m</b> | <b>1400m</b> | <b>1200m</b> | <b>1000m</b> | <b>800m</b> | <b>600m</b> | <b>400m</b> | <b>200m</b> | <b>WP</b> | <b>Average</b> |        |
|        |         | Position in running (margin) | 7(8.2)       | 7(7.4)       | 7(9.5)       | 6(7.7)       | 5(5.8)       | 5(4.0)       | 6(4.6)      | 8(5.8)      | 5(2.8)      | 5(4.0)      | 3(1.5)    |                | 0.00   |
|        |         | Sectional time (s)           | 14.87        | 14.95        | 15.38        | 15.93        | 15.71        | 14.82        | 15.14       | 14.41       | 15.12       | 14.86       | 15.22     |                |        |
|        |         | Cumulative time (s)          | 166.41       | 151.54       | 136.59       | 121.21       | 105.28       | 89.57        | 74.75       | 59.61       | 45.20       | 30.08       | 15.22     | 3:18.41        |        |
|        |         | Speed (m/s)                  | 13.45        | 13.38        | 13.00        | 12.55        | 12.73        | 13.50        | 13.21       | 13.88       | 13.23       | 13.46       | 13.14     | 13.10          |        |
|        |         | Stride length (m)            | 6.46         | 6.56         | 6.39         | 6.41         | 6.46         | 6.47         | 6.48        | 6.66        | 6.35        | 6.35        | 6.35      | 6.41           |        |
|        |         | Stride duration (s)          | 0.481        | 0.490        | 0.492        | 0.511        | 0.507        | 0.479        | 0.490       | 0.480       | 0.480       | 0.472       | 0.483     | 0.489          |        |
|        |         | Stride efficiency (%)        | 65.24        | 67.19        | 63.89        | 64.30        | 65.14        | 65.41        | 65.53       | 69.30       | 62.95       | 63.05       | 63.08     | 64.15          |        |
|        |         | Stride count                 | 30.95        | 30.50        | 31.28        | 31.18        | 30.98        | 30.91        | 30.89       | 30.03       | 31.51       | 31.49       | 31.48     | 405.79         |        |



Note: Horizontal distance axis grid lines are 200m furlongs.

#### Disclaimer.

HRNZ and NZMTC and Thoroughbred Ratings Pty Ltd accepts no responsibility for the completeness or accuracy of any of the information contained herein, and makes no representations about its suitability for any particular purpose. Users should make their own judgements about those matters and/or seek independent advice. You assume all risks associated with use of the data provided on this page.



# Race Results



November 08, 2022, Race 12, FIRST DIRECT TAXIS TROT, Distance 2600m, Addington - Survey 3200m

| Result | TAB no. | Horse (Barrier)              | 2600 to      | 2400m to     |
|--------|---------|------------------------------|--------------|--------------|
| 2nd    | 16      | <b>Ti Amo Belle (15)</b>     | <b>2400m</b> | <b>2200m</b> |
|        |         | Position in running (margin) | -            | 14(15.1)     |
|        |         | Sectional time (s)           | 18.37        | 15.50        |
|        |         | Cumulative time (s)          | 198.69       | 180.32       |
|        |         | Speed (m/s)                  | 10.89        | 12.90        |
|        |         | Stride length (m)            | 5.56         | 5.94         |
|        |         | Stride duration (s)          | 0.458        | 0.461        |
|        |         | Stride efficiency (%)        | 48.29        | 55.22        |
|        |         | Stride count                 | 35.98        | 33.65        |

#### Disclaimer.

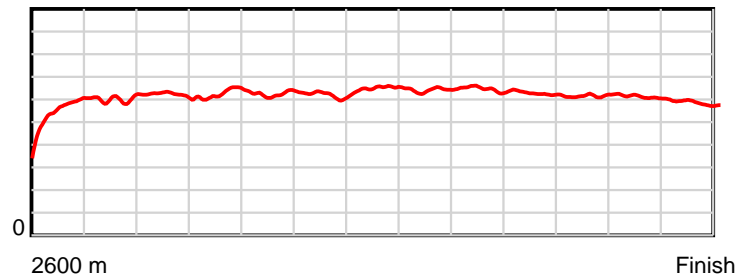
HRNZ and NZMTC and Thoroughbred Ratings Pty Ltd accepts no responsibility for the completeness or accuracy of any of the information contained herein, and makes no representations about its suitability for any particular purpose. Users should make their own judgements about those matters and/or seek independent advice. You assume all risks associated with use of the data provided on this page.

# Race Results

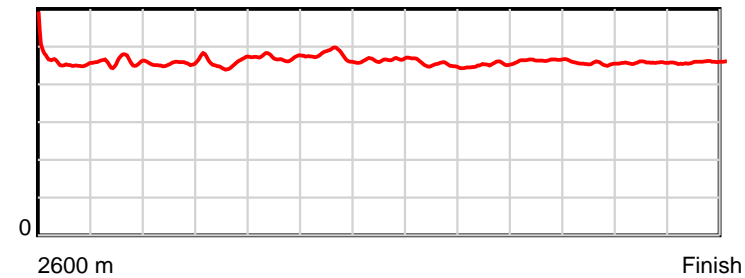
November 08, 2022, Race 12, FIRST DIRECT TAXIS TROT, Distance 2600m, Addington - Survey 3200m

| Result | TAB no. | Horse (Barrier)              | 2200m to | 2000m to | 1800m to | 1600m to | 1400m to | 1200m to | 1000m to | 800m to | 600m to | 400m to | 200m to | Total or | Margin |
|--------|---------|------------------------------|----------|----------|----------|----------|----------|----------|----------|---------|---------|---------|---------|----------|--------|
| 2nd    | 16      | Ti Amo Belle (15)            | 2000m    | 1800m    | 1600m    | 1400m    | 1200m    | 1000m    | 800m     | 600m    | 400m    | 200m    | WP      | Average  |        |
|        |         | Position in running (margin) | 14(19.5) | 14(19.5) | 15(19.8) | 14(18.3) | 14(14.5) | 7(4.7)   | 5(2.8)   | 2(0.6)  | 1(0.0)  | 2(0.9)  | 1(0.0)  |          | 1.60   |
|        |         | Sectional time (s)           | 15.02    | 14.65    | 15.43    | 15.61    | 14.36    | 14.41    | 14.58    | 14.80   | 15.06   | 15.14   | 15.76   |          |        |
|        |         | Cumulative time (s)          | 164.82   | 149.80   | 135.15   | 119.72   | 104.11   | 89.75    | 75.34    | 60.76   | 45.96   | 30.90   | 15.76   | 3:18.69  |        |
|        |         | Speed (m/s)                  | 13.32    | 13.65    | 12.96    | 12.81    | 13.93    | 13.88    | 13.72    | 13.51   | 13.28   | 13.21   | 12.69   | 13.09    |        |
|        |         | Stride length (m)            | 6.05     | 6.27     | 6.12     | 6.10     | 6.49     | 6.28     | 6.22     | 6.27    | 6.04    | 6.04    | 5.83    | 6.08     |        |
|        |         | Stride duration (s)          | 0.455    | 0.459    | 0.472    | 0.476    | 0.466    | 0.453    | 0.453    | 0.464   | 0.455   | 0.457   | 0.459   | 0.465    |        |
|        |         | Stride efficiency (%)        | 57.27    | 61.34    | 58.46    | 58.15    | 65.84    | 61.64    | 60.45    | 61.42   | 57.08   | 57.00   | 53.04   | 57.85    |        |
|        |         | Stride count                 | 33.04    | 31.92    | 32.70    | 32.79    | 30.81    | 31.85    | 32.16    | 31.90   | 33.09   | 33.11   | 34.33   | 427.33   |        |

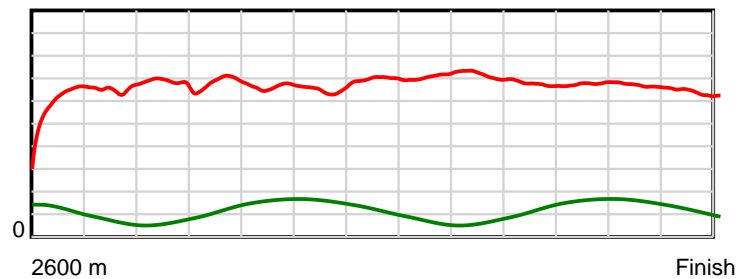
10 m Stride length



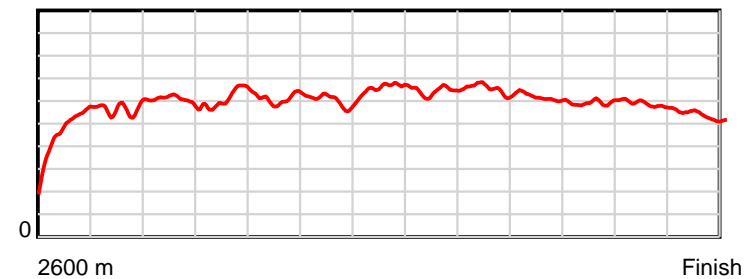
0.6 s Stride duration



20 m/sec Speed



100 % Stride efficiency



Note: Horizontal distance axis grid lines are 200m furlongs.

### Disclaimer.

HRNZ and NZMTC and Thoroughbred Ratings Pty Ltd accepts no responsibility for the completeness or accuracy of any of the information contained herein, and makes no representations about its suitability for any particular purpose. Users should make their own judgements about those matters and/or seek independent advice. You assume all risks associated with use of the data provided on this page.



# Race Results



November 08, 2022, Race 12, FIRST DIRECT TAXIS TROT, Distance 2600m, Addington - Survey 3200m

| Result | TAB no. | Horse (Barrier)              | 2600 to      | 2400m to     |
|--------|---------|------------------------------|--------------|--------------|
| 3rd    | 10      | <b>El Conqueror (10)</b>     | <b>2400m</b> | <b>2200m</b> |
|        |         | Position in running (margin) | -            | 10(9.6)      |
|        |         | Sectional time (s)           | 17.45        | 16.01        |
|        |         | Cumulative time (s)          | 198.74       | 181.29       |
|        |         | Speed (m/s)                  | 11.46        | 12.49        |
|        |         | Stride length (m)            | 5.71         | 6.15         |
|        |         | Stride duration (s)          | 0.485        | 0.493        |
|        |         | Stride efficiency (%)        | 51.03        | 59.13        |
|        |         | Stride count                 | 35.00        | 32.51        |

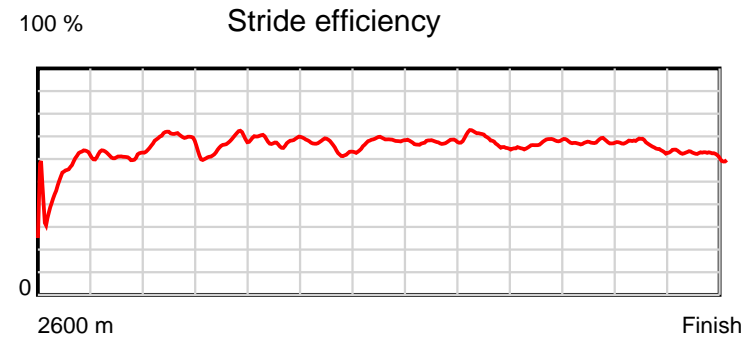
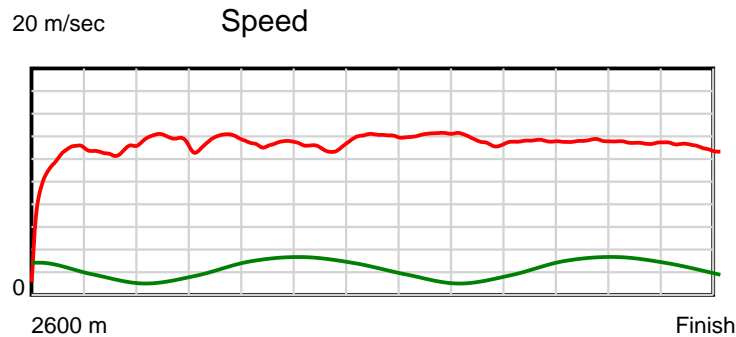
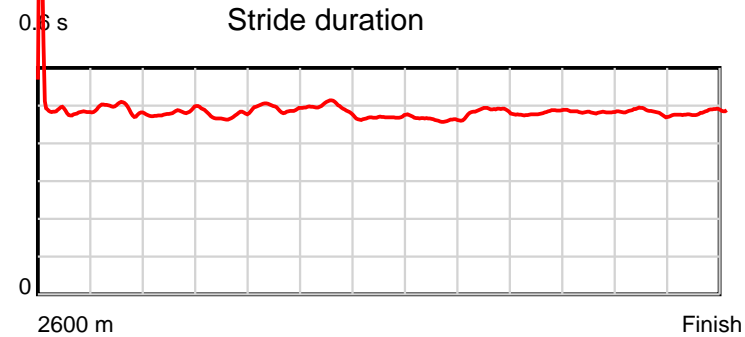
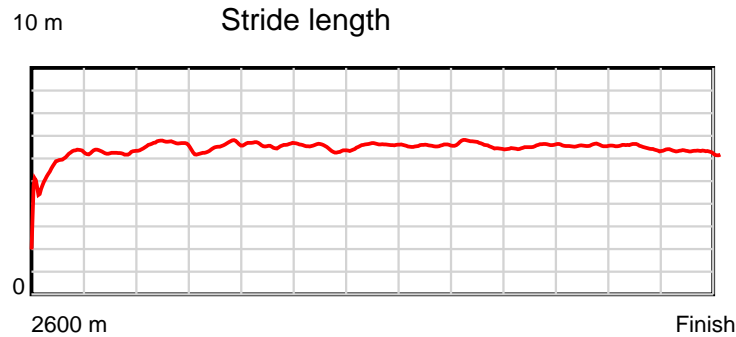
#### Disclaimer.

HRNZ and NZMTC and Thoroughbred Ratings Pty Ltd accepts no responsibility for the completeness or accuracy of any of the information contained herein, and makes no representations about its suitability for any particular purpose. Users should make their own judgements about those matters and/or seek independent advice. You assume all risks associated with use of the data provided on this page.

# Race Results

November 08, 2022, Race 12, FIRST DIRECT TAXIS TROT, Distance 2600m, Addington - Survey 3200m

| Result | TAB no. | Horse (Barrier)              | 2200m to     | 2000m to     | 1800m to     | 1600m to     | 1400m to     | 1200m to     | 1000m to    | 800m to     | 600m to     | 400m to     | 200m to   | Total or       | Margin |
|--------|---------|------------------------------|--------------|--------------|--------------|--------------|--------------|--------------|-------------|-------------|-------------|-------------|-----------|----------------|--------|
| 3rd    | 10      | <b>El Conqueror (10)</b>     | <b>2000m</b> | <b>1800m</b> | <b>1600m</b> | <b>1400m</b> | <b>1200m</b> | <b>1000m</b> | <b>800m</b> | <b>600m</b> | <b>400m</b> | <b>200m</b> | <b>WP</b> | <b>Average</b> |        |
|        |         | Position in running (margin) | 13(17.1)     | 13(17.8)     | 13(18.0)     | 13(16.4)     | 12(12.0)     | 4(2.6)       | 1(0.0)      | 3(2.3)      | 3(1.9)      | 3(3.2)      | 4(1.9)    |                | 1.80   |
|        |         | Sectional time (s)           | 15.13        | 14.64        | 15.41        | 15.52        | 14.43        | 14.28        | 15.33       | 14.84       | 15.13       | 15.08       | 15.49     |                |        |
|        |         | Cumulative time (s)          | 165.28       | 150.15       | 135.51       | 120.10       | 104.58       | 90.15        | 75.87       | 60.54       | 45.70       | 30.57       | 15.49     | 3:18.74        |        |
|        |         | Speed (m/s)                  | 13.22        | 13.66        | 12.98        | 12.89        | 13.86        | 14.01        | 13.05       | 13.48       | 13.22       | 13.26       | 12.91     | 13.08          |        |
|        |         | Stride length (m)            | 6.37         | 6.49         | 6.40         | 6.36         | 6.51         | 6.47         | 6.33        | 6.49        | 6.38        | 6.40        | 6.23      | 6.32           |        |
|        |         | Stride duration (s)          | 0.482        | 0.475        | 0.494        | 0.493        | 0.469        | 0.462        | 0.486       | 0.481       | 0.483       | 0.483       | 0.483     | 0.483          |        |
|        |         | Stride efficiency (%)        | 63.47        | 65.90        | 64.09        | 63.12        | 66.15        | 65.46        | 62.69       | 65.82       | 63.61       | 63.99       | 60.75     | 62.50          |        |
|        |         | Stride count                 | 31.38        | 30.80        | 31.23        | 31.47        | 30.74        | 30.90        | 31.58       | 30.82       | 31.35       | 31.25       | 32.08     | 411.11         |        |



Note: Horizontal distance axis grid lines are 200m furlongs.

#### Disclaimer.

HRNZ and NZMTC and Thoroughbred Ratings Pty Ltd accepts no responsibility for the completeness or accuracy of any of the information contained herein, and makes no representations about its suitability for any particular purpose. Users should make their own judgements about those matters and/or seek independent advice. You assume all risks associated with use of the data provided on this page.



# Race Results



November 08, 2022, Race 12, FIRST DIRECT TAXIS TROT, Distance 2600m, Addington - Survey 3200m

| Result | TAB no. | Horse (Barrier)              | 2600 to | 2400m to |
|--------|---------|------------------------------|---------|----------|
| 4th    | 2       | Mixed Faith (2)              | 2400m   | 2200m    |
|        |         | Position in running (margin) | -       | 6(6.1)   |
|        |         | Sectional time (s)           | 16.84   | 14.77    |
|        |         | Cumulative time (s)          | 198.75  | 181.91   |
|        |         | Speed (m/s)                  | 11.88   | 13.54    |
|        |         | Stride length (m)            | 5.56    | 6.11     |
|        |         | Stride duration (s)          | 0.458   | 0.451    |
|        |         | Stride efficiency (%)        | 48.30   | 58.35    |
|        |         | Stride count                 | 35.97   | 32.73    |

#### Disclaimer.

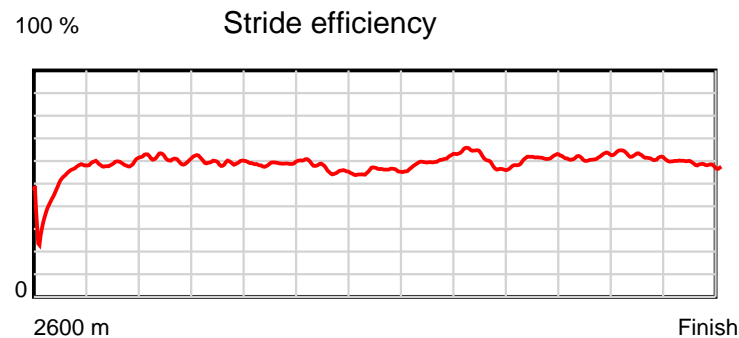
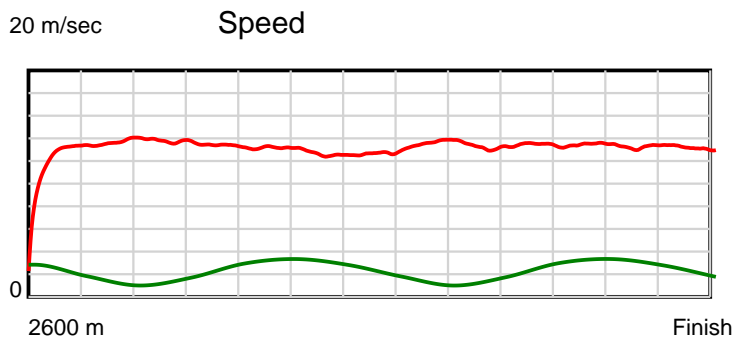
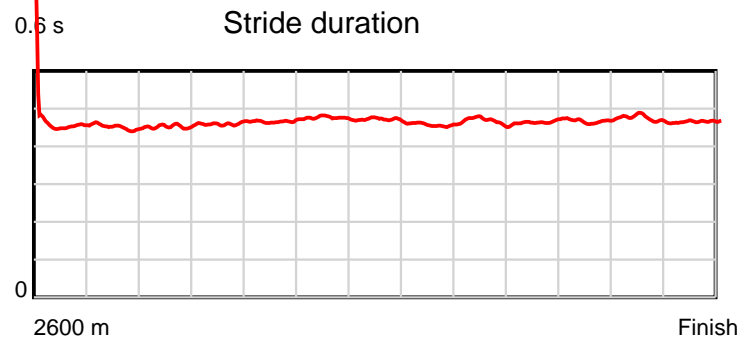
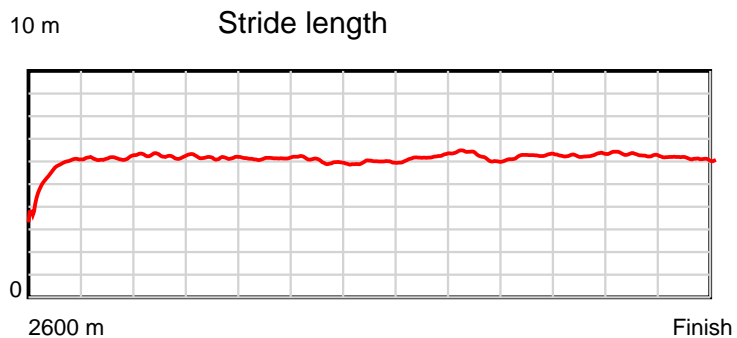
HRNZ and NZMTC and Thoroughbred Ratings Pty Ltd accepts no responsibility for the completeness or accuracy of any of the information contained herein, and makes no representations about its suitability for any particular purpose. Users should make their own judgements about those matters and/or seek independent advice. You assume all risks associated with use of the data provided on this page.



# Race Results

November 08, 2022, Race 12, FIRST DIRECT TAXIS TROT, Distance 2600m, Addington - Survey 3200m

| Result | TAB no. | Horse (Barrier)              | 2200m to | 2000m to | 1800m to | 1600m to | 1400m to | 1200m to | 1000m to | 800m to | 600m to | 400m to | 200m to | Total or | Margin |
|--------|---------|------------------------------|----------|----------|----------|----------|----------|----------|----------|---------|---------|---------|---------|----------|--------|
| 4th    | 2       | Mixed Faith (2)              | 2000m    | 1800m    | 1600m    | 1400m    | 1200m    | 1000m    | 800m     | 600m    | 400m    | 200m    | WP      | Average  |        |
|        |         | Position in running (margin) | 6(6.2)   | 6(5.6)   | 6(7.5)   | 4(5.7)   | 3(3.2)   | 2(1.7)   | 4(1.8)   | 5(4.2)  | 7(3.7)  | 6(5.0)  | 5(3.6)  |          | 1.90   |
|        |         | Sectional time (s)           | 14.91    | 14.92    | 15.39    | 15.83    | 15.75    | 14.73    | 15.35    | 14.82   | 15.13   | 15.05   | 15.26   |          |        |
|        |         | Cumulative time (s)          | 167.14   | 152.23   | 137.31   | 121.92   | 106.09   | 90.34    | 75.61    | 60.26   | 45.44   | 30.31   | 15.26   | 3:18.75  |        |
|        |         | Speed (m/s)                  | 13.41    | 13.40    | 13.00    | 12.63    | 12.70    | 13.58    | 13.03    | 13.50   | 13.22   | 13.29   | 13.11   | 13.08    |        |
|        |         | Stride length (m)            | 6.07     | 6.16     | 6.05     | 6.01     | 5.98     | 6.21     | 6.09     | 6.28    | 6.18    | 6.29    | 6.11    | 6.08     |        |
|        |         | Stride duration (s)          | 0.453    | 0.460    | 0.466    | 0.476    | 0.471    | 0.457    | 0.468    | 0.465   | 0.467   | 0.474   | 0.466   | 0.465    |        |
|        |         | Stride efficiency (%)        | 57.64    | 59.34    | 57.28    | 56.40    | 55.87    | 60.20    | 58.03    | 61.60   | 59.59   | 61.89   | 58.25   | 57.75    |        |
|        |         | Stride count                 | 32.93    | 32.46    | 33.03    | 33.29    | 33.45    | 32.22    | 32.82    | 31.86   | 32.39   | 31.78   | 32.76   | 427.69   |        |



Note: Horizontal distance axis grid lines are 200m furlongs.

#### Disclaimer.

HRNZ and NZMTC and Thoroughbred Ratings Pty Ltd accepts no responsibility for the completeness or accuracy of any of the information contained herein, and makes no representations about its suitability for any particular purpose. Users should make their own judgements about those matters and/or seek independent advice. You assume all risks associated with use of the data provided on this page.



# Race Results



November 08, 2022, Race 12, FIRST DIRECT TAXIS TROT, Distance 2600m, Addington - Survey 3200m

| Result | TAB no. | Horse (Barrier)              | 2600 to      | 2400m to     |
|--------|---------|------------------------------|--------------|--------------|
| 5th    | 5       | <b>Almighty Fear (5)</b>     | <b>2400m</b> | <b>2200m</b> |
|        |         | Position in running (margin) | -            | 4(2.1)       |
|        |         | Sectional time (s)           | 16.36        | 15.32        |
|        |         | Cumulative time (s)          | 199.63       | 183.27       |
|        |         | Speed (m/s)                  | 12.22        | 13.05        |
|        |         | Stride length (m)            | 5.24         | 5.74         |
|        |         | Stride duration (s)          | 0.424        | 0.440        |
|        |         | Stride efficiency (%)        | 42.89        | 51.53        |
|        |         | Stride count                 | 38.18        | 34.83        |

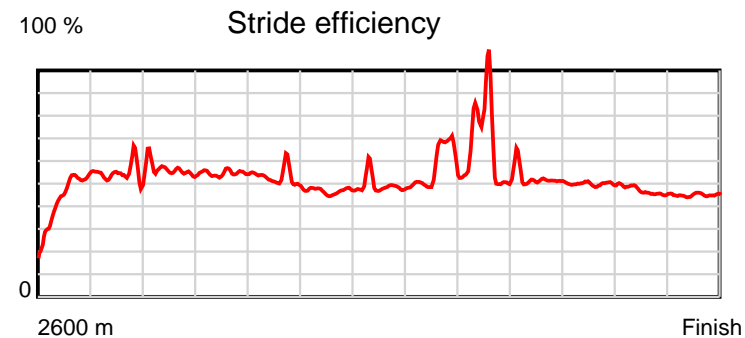
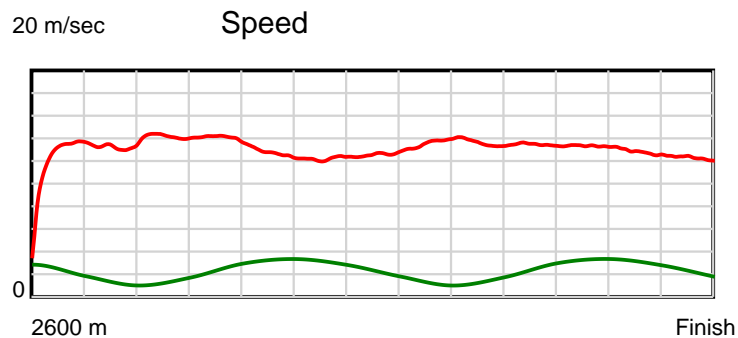
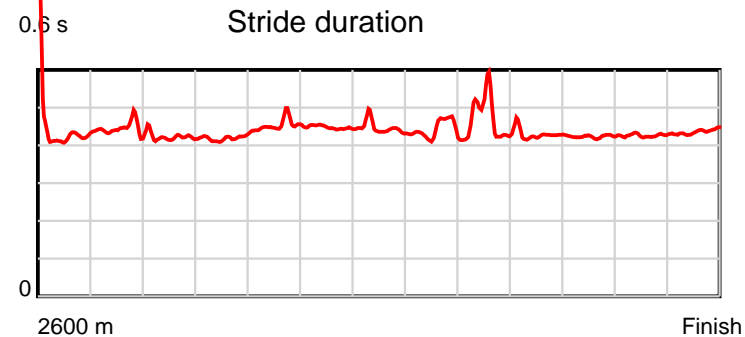
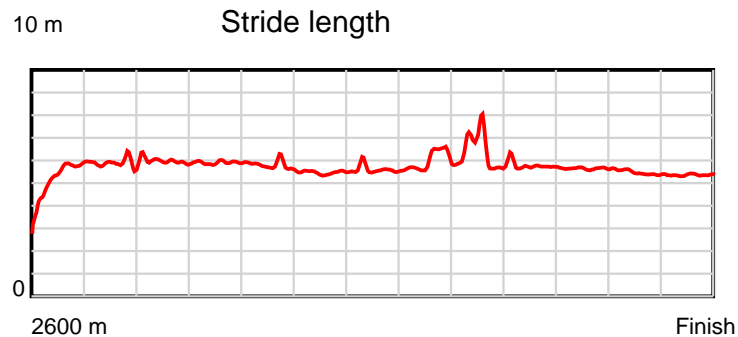
#### Disclaimer.

HRNZ and NZMTC and Thoroughbred Ratings Pty Ltd accepts no responsibility for the completeness or accuracy of any of the information contained herein, and makes no representations about its suitability for any particular purpose. Users should make their own judgements about those matters and/or seek independent advice. You assume all risks associated with use of the data provided on this page.

# Race Results

November 08, 2022, Race 12, FIRST DIRECT TAXIS TROT, Distance 2600m, Addington - Survey 3200m

| Result | TAB no. | Horse (Barrier)              | 2200m to     | 2000m to     | 1800m to     | 1600m to     | 1400m to     | 1200m to     | 1000m to    | 800m to     | 600m to     | 400m to     | 200m to   | Total or       | Margin |
|--------|---------|------------------------------|--------------|--------------|--------------|--------------|--------------|--------------|-------------|-------------|-------------|-------------|-----------|----------------|--------|
| 5th    | 5       | <b>Almighty Fear (5)</b>     | <b>2000m</b> | <b>1800m</b> | <b>1600m</b> | <b>1400m</b> | <b>1200m</b> | <b>1000m</b> | <b>800m</b> | <b>600m</b> | <b>400m</b> | <b>200m</b> | <b>WP</b> | <b>Average</b> |        |
|        |         | Position in running (margin) | 5(5.5)       | 4(2.1)       | 1(0.0)       | 1(0.0)       | 1(0.0)       | 1(0.0)       | 2(0.1)      | 1(0.0)      | 2(0.2)      | 1(0.0)      | 2(0.5)    |                | 6.80   |
|        |         | Sectional time (s)           | 14.45        | 14.25        | 15.69        | 16.24        | 16.00        | 14.73        | 14.94       | 14.93       | 14.88       | 15.36       | 16.48     |                |        |
|        |         | Cumulative time (s)          | 167.95       | 153.50       | 139.25       | 123.56       | 107.32       | 91.32        | 76.59       | 61.65       | 46.72       | 31.84       | 16.48     | 3:19.63        |        |
|        |         | Speed (m/s)                  | 13.84        | 14.04        | 12.75        | 12.32        | 12.50        | 13.58        | 13.39       | 13.40       | 13.44       | 13.02       | 12.14     | 13.02          |        |
|        |         | Stride length (m)            | 5.82         | 5.89         | 5.77         | 5.51         | 5.54         | 5.89         | 6.13        | 5.72        | 5.67        | 5.54        | 5.29      | 5.66           |        |
|        |         | Stride duration (s)          | 0.421        | 0.419        | 0.453        | 0.447        | 0.443        | 0.434        | 0.458       | 0.427       | 0.422       | 0.426       | 0.436     | 0.435          |        |
|        |         | Stride efficiency (%)        | 52.98        | 54.14        | 52.02        | 47.41        | 47.92        | 54.25        | 58.71       | 51.12       | 50.30       | 47.98       | 43.70     | 50.11          |        |
|        |         | Stride count                 | 34.35        | 33.98        | 34.67        | 36.31        | 36.12        | 33.94        | 32.63       | 34.97       | 35.25       | 36.09       | 37.82     | 459.14         |        |



Note: Horizontal distance axis grid lines are 200m furlongs.

#### Disclaimer.

HRNZ and NZMTC and Thoroughbred Ratings Pty Ltd accepts no responsibility for the completeness or accuracy of any of the information contained herein, and makes no representations about its suitability for any particular purpose. Users should make their own judgements about those matters and/or seek independent advice. You assume all risks associated with use of the data provided on this page.



# Race Results



November 08, 2022, Race 12, FIRST DIRECT TAXIS TROT, Distance 2600m, Addington - Survey 3200m

| Result | TAB no. | Horse (Barrier)              | 2600 to      | 2400m to     |
|--------|---------|------------------------------|--------------|--------------|
| 6th    | 3       | <b>Make My Sundon (3)</b>    | <b>2400m</b> | <b>2200m</b> |
|        |         | Position in running (margin) | -            | 2(0.4)       |
|        |         | Sectional time (s)           | 16.00        | 14.95        |
|        |         | Cumulative time (s)          | 199.84       | 183.84       |
|        |         | Speed (m/s)                  | 12.50        | 13.38        |
|        |         | Stride length (m)            | 5.54         | 6.19         |
|        |         | Stride duration (s)          | 0.430        | 0.463        |
|        |         | Stride efficiency (%)        | 48.01        | 59.83        |
|        |         | Stride count                 | 36.08        | 32.32        |

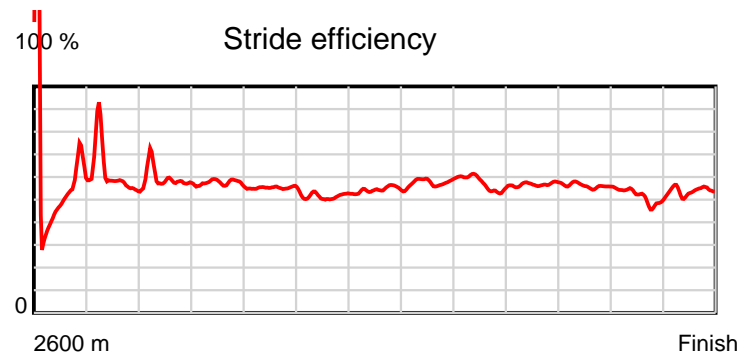
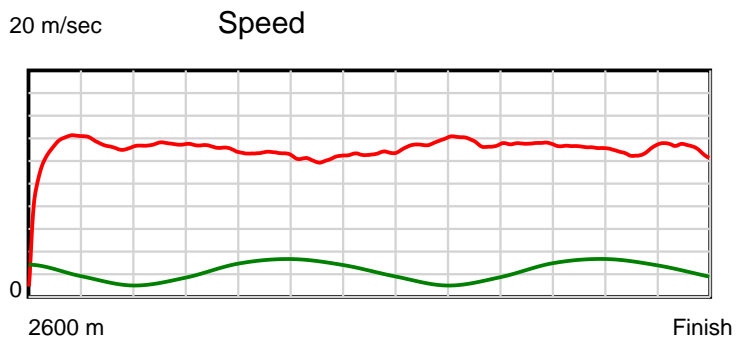
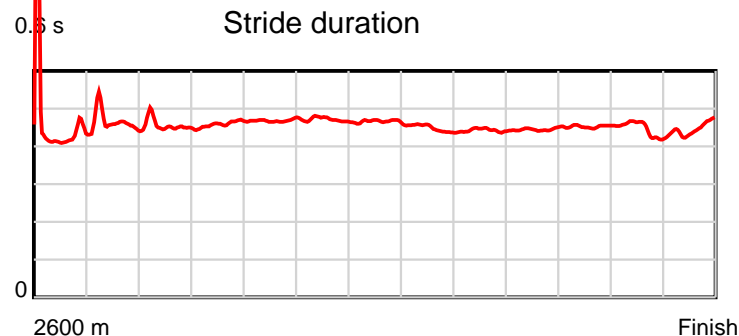
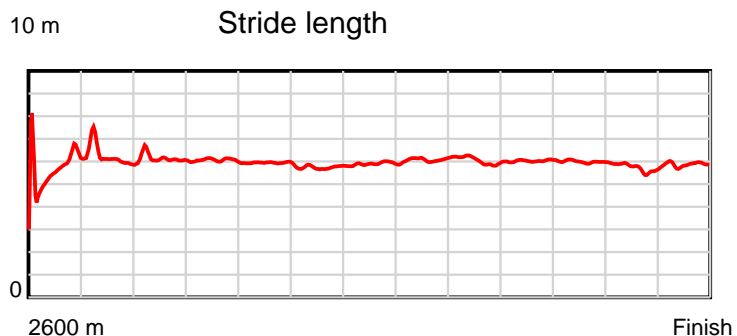
#### Disclaimer.

HRNZ and NZMTC and Thoroughbred Ratings Pty Ltd accepts no responsibility for the completeness or accuracy of any of the information contained herein, and makes no representations about its suitability for any particular purpose. Users should make their own judgements about those matters and/or seek independent advice. You assume all risks associated with use of the data provided on this page.

# Race Results

November 08, 2022, Race 12, FIRST DIRECT TAXIS TROT, Distance 2600m, Addington - Survey 3200m

| Result | TAB no. | Horse (Barrier)              | 2200m to     | 2000m to     | 1800m to     | 1600m to     | 1400m to     | 1200m to     | 1000m to    | 800m to     | 600m to     | 400m to     | 200m to   | Total or       | Margin |
|--------|---------|------------------------------|--------------|--------------|--------------|--------------|--------------|--------------|-------------|-------------|-------------|-------------|-----------|----------------|--------|
| 6th    | 3       | <b>Make My Sundon (3)</b>    | <b>2000m</b> | <b>1800m</b> | <b>1600m</b> | <b>1400m</b> | <b>1200m</b> | <b>1000m</b> | <b>800m</b> | <b>600m</b> | <b>400m</b> | <b>200m</b> | <b>WP</b> | <b>Average</b> |        |
|        |         | Position in running (margin) | 2(1.5)       | 3(1.4)       | 4(4.7)       | 5(6.2)       | 6(7.0)       | 9(6.2)       | 10(6.2)     | 7(5.7)      | 11(5.2)     | 10(7.3)     | 10(9.1)   |                | 8.00   |
|        |         | Sectional time (s)           | 14.99        | 15.15        | 15.93        | 16.39        | 15.86        | 14.71        | 14.87       | 14.83       | 15.27       | 15.57       | 15.32     |                |        |
|        |         | Cumulative time (s)          | 168.89       | 153.90       | 138.75       | 122.82       | 106.43       | 90.57        | 75.86       | 60.99       | 46.16       | 30.89       | 15.32     | 3:19.84        |        |
|        |         | Speed (m/s)                  | 13.34        | 13.20        | 12.55        | 12.20        | 12.61        | 13.60        | 13.45       | 13.49       | 13.10       | 12.85       | 13.05     | 13.01          |        |
|        |         | Stride length (m)            | 6.06         | 6.05         | 5.89         | 5.75         | 5.87         | 6.09         | 5.95        | 6.00        | 5.93        | 5.72        | 5.86      | 5.91           |        |
|        |         | Stride duration (s)          | 0.454        | 0.459        | 0.469        | 0.471        | 0.466        | 0.448        | 0.442       | 0.445       | 0.452       | 0.446       | 0.449     | 0.454          |        |
|        |         | Stride efficiency (%)        | 57.35        | 57.28        | 54.12        | 51.59        | 53.93        | 57.98        | 55.37       | 56.30       | 54.89       | 51.20       | 53.65     | 54.60          |        |
|        |         | Stride count                 | 33.01        | 33.03        | 33.98        | 34.81        | 34.05        | 32.84        | 33.60       | 33.32       | 33.75       | 34.94       | 34.13     | 439.86         |        |



Note: Horizontal distance axis grid lines are 200m furlongs.

#### Disclaimer.

HRNZ and NZMTC and Thoroughbred Ratings Pty Ltd accepts no responsibility for the completeness or accuracy of any of the information contained herein, and makes no representations about its suitability for any particular purpose. Users should make their own judgements about those matters and/or seek independent advice. You assume all risks associated with use of the data provided on this page.



# Race Results



November 08, 2022, Race 12, FIRST DIRECT TAXIS TROT, Distance 2600m, Addington - Survey 3200m

| Result | TAB no. | Horse (Barrier)              | 2600 to      | 2400m to     |
|--------|---------|------------------------------|--------------|--------------|
| 7th    | 9       | <b>Beyond The Hor... (9)</b> | <b>2400m</b> | <b>2200m</b> |
|        |         | Position in running (margin) | -            | 7(7.4)       |
|        |         | Sectional time (s)           | 17.09        | 16.14        |
|        |         | Cumulative time (s)          | 200.33       | 183.24       |
|        |         | Speed (m/s)                  | 11.70        | 12.39        |
|        |         | Stride length (m)            | 5.50         | 5.74         |
|        |         | Stride duration (s)          | 0.461        | 0.463        |
|        |         | Stride efficiency (%)        | 47.31        | 51.52        |
|        |         | Stride count                 | 36.35        | 34.83        |

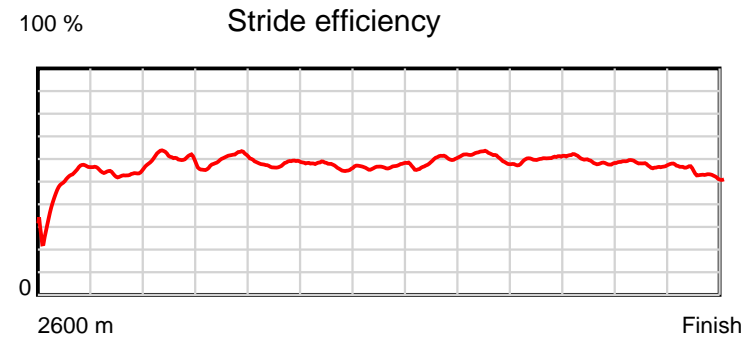
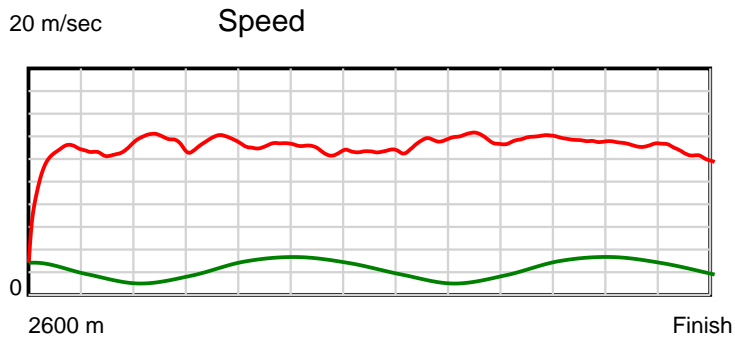
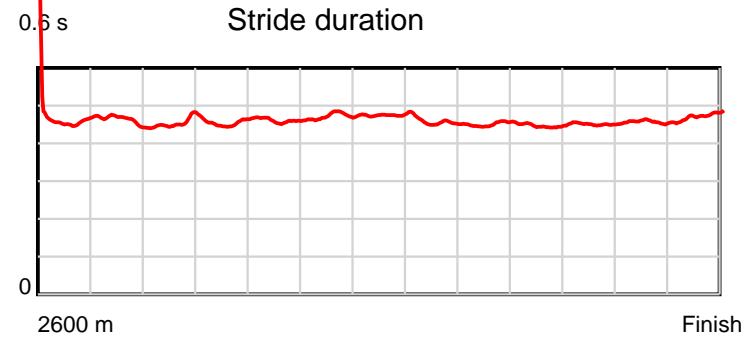
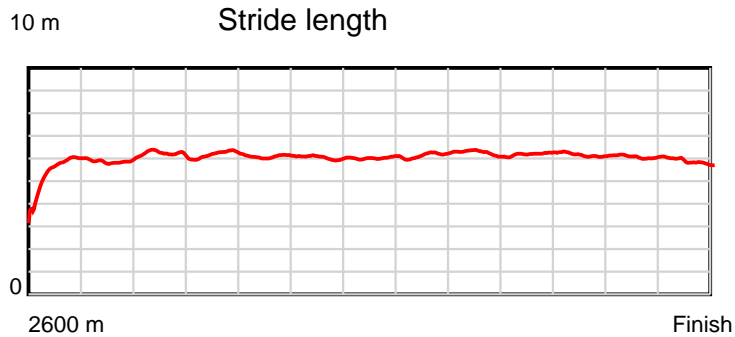
## Disclaimer.

HRNZ and NZMTC and Thoroughbred Ratings Pty Ltd accepts no responsibility for the completeness or accuracy of any of the information contained herein, and makes no representations about its suitability for any particular purpose. Users should make their own judgements about those matters and/or seek independent advice. You assume all risks associated with use of the data provided on this page.

# Race Results

November 08, 2022, Race 12, FIRST DIRECT TAXIS TROT, Distance 2600m, Addington - Survey 3200m

| Result | TAB no. | Horse (Barrier)              | 2200m to     | 2000m to     | 1800m to     | 1600m to     | 1400m to     | 1200m to     | 1000m to    | 800m to     | 600m to     | 400m to     | 200m to   | Total or       | Margin |
|--------|---------|------------------------------|--------------|--------------|--------------|--------------|--------------|--------------|-------------|-------------|-------------|-------------|-----------|----------------|--------|
| 7th    | 9       | <b>Beyond The Hor... (9)</b> | <b>2000m</b> | <b>1800m</b> | <b>1600m</b> | <b>1400m</b> | <b>1200m</b> | <b>1000m</b> | <b>800m</b> | <b>600m</b> | <b>400m</b> | <b>200m</b> | <b>WP</b> | <b>Average</b> |        |
|        |         | Position in running (margin) | 12(15.7)     | 12(15.4)     | 11(15.7)     | 12(14.2)     | 11(11.7)     | 14(9.6)      | 14(10.9)    | 15(10.2)    | 12(7.1)     | 11(7.5)     | 8(6.9)    |                | 10.70  |
|        |         | Sectional time (s)           | 14.97        | 14.65        | 15.44        | 15.83        | 15.65        | 14.94        | 14.82       | 14.38       | 14.99       | 15.18       | 16.25     |                |        |
|        |         | Cumulative time (s)          | 167.10       | 152.13       | 137.48       | 122.04       | 106.21       | 90.56        | 75.62       | 60.80       | 46.42       | 31.43       | 16.25     | 3:20.33        |        |
|        |         | Speed (m/s)                  | 13.36        | 13.65        | 12.95        | 12.63        | 12.78        | 13.39        | 13.50       | 13.91       | 13.34       | 13.18       | 12.31     | 12.98          |        |
|        |         | Stride length (m)            | 6.08         | 6.20         | 5.97         | 5.96         | 6.08         | 6.10         | 6.09        | 6.20        | 6.02        | 6.01        | 5.84      | 5.98           |        |
|        |         | Stride duration (s)          | 0.455        | 0.455        | 0.460        | 0.472        | 0.476        | 0.456        | 0.451       | 0.446       | 0.451       | 0.456       | 0.474     | 0.461          |        |
|        |         | Stride efficiency (%)        | 57.76        | 60.16        | 55.60        | 55.59        | 57.80        | 58.12        | 57.90       | 60.13       | 56.67       | 56.51       | 53.24     | 55.85          |        |
|        |         | Stride count                 | 32.90        | 32.23        | 33.53        | 33.53        | 32.89        | 32.79        | 32.86       | 32.24       | 33.21       | 33.26       | 34.27     | 434.89         |        |



Note: Horizontal distance axis grid lines are 200m furlongs.

#### Disclaimer.

HRNZ and NZMTC and Thoroughbred Ratings Pty Ltd accepts no responsibility for the completeness or accuracy of any of the information contained herein, and makes no representations about its suitability for any particular purpose. Users should make their own judgements about those matters and/or seek independent advice. You assume all risks associated with use of the data provided on this page.



# Race Results



November 08, 2022, Race 12, FIRST DIRECT TAXIS TROT, Distance 2600m, Addington - Survey 3200m

| Result | TAB no. | Horse (Barrier)              | 2600 to      | 2400m to     |
|--------|---------|------------------------------|--------------|--------------|
| 8th    | 7       | <b>Madeleine Stow... (7)</b> | <b>2400m</b> | <b>2200m</b> |
|        |         | Position in running (margin) | -            | 1(0.0)       |
|        |         | Sectional time (s)           | 15.98        | 14.76        |
|        |         | Cumulative time (s)          | 200.54       | 184.56       |
|        |         | Speed (m/s)                  | 12.51        | 13.55        |
|        |         | Stride length (m)            | 5.09         | 5.50         |
|        |         | Stride duration (s)          | 0.404        | 0.406        |
|        |         | Stride efficiency (%)        | 40.43        | 47.34        |
|        |         | Stride count                 | 39.32        | 36.34        |

#### Disclaimer.

HRNZ and NZMTC and Thoroughbred Ratings Pty Ltd accepts no responsibility for the completeness or accuracy of any of the information contained herein, and makes no representations about its suitability for any particular purpose. Users should make their own judgements about those matters and/or seek independent advice. You assume all risks associated with use of the data provided on this page.



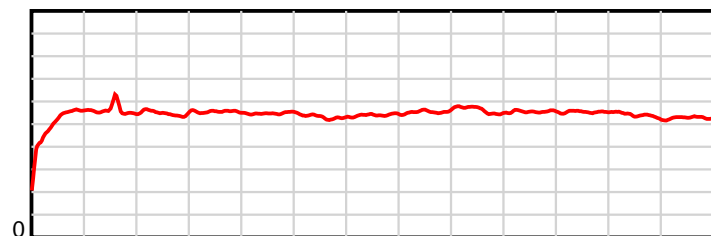
# Race Results

November 08, 2022, Race 12, FIRST DIRECT TAXIS TROT, Distance 2600m, Addington - Survey 3200m

| Result | TAB no. | Horse (Barrier)              | 2200m to | 2000m to | 1800m to | 1600m to | 1400m to | 1200m to | 1000m to | 800m to | 600m to | 400m to | 200m to | Total or | Margin |
|--------|---------|------------------------------|----------|----------|----------|----------|----------|----------|----------|---------|---------|---------|---------|----------|--------|
| 8th    | 7       | Madeleine Stow... (7)        | 2000m    | 1800m    | 1600m    | 1400m    | 1200m    | 1000m    | 800m     | 600m    | 400m    | 200m    | WP      | Average  |        |
|        |         | Position in running (margin) | 1(0.0)   | 1(0.0)   | 3(3.4)   | 3(4.1)   | 4(4.9)   | 6(4.1)   | 7(5.2)   | 6(4.5)  | 8(3.7)  | 7(5.3)  | 9(8.2)  |          | 11.90  |
|        |         | Sectional time (s)           | 15.01    | 15.17    | 15.81    | 16.37    | 15.86    | 14.91    | 14.84    | 14.76   | 15.18   | 15.77   | 16.12   |          |        |
|        |         | Cumulative time (s)          | 169.80   | 154.79   | 139.62   | 123.81   | 107.44   | 91.58    | 76.67    | 61.83   | 47.07   | 31.89   | 16.12   | 3:20.54  |        |
|        |         | Speed (m/s)                  | 13.32    | 13.18    | 12.65    | 12.22    | 12.61    | 13.41    | 13.48    | 13.55   | 13.18   | 12.68   | 12.41   | 12.96    |        |
|        |         | Stride length (m)            | 5.41     | 5.56     | 5.47     | 5.38     | 5.45     | 5.54     | 5.58     | 5.63    | 5.55    | 5.42    | 5.29    | 5.45     |        |
|        |         | Stride duration (s)          | 0.406    | 0.422    | 0.433    | 0.441    | 0.433    | 0.413    | 0.414    | 0.416   | 0.421   | 0.427   | 0.426   | 0.420    |        |
|        |         | Stride efficiency (%)        | 45.73    | 48.30    | 46.78    | 45.26    | 46.48    | 47.94    | 48.73    | 49.59   | 48.14   | 45.90   | 43.71   | 46.40    |        |
|        |         | Stride count                 | 36.97    | 35.97    | 36.55    | 37.16    | 36.67    | 36.11    | 35.81    | 35.50   | 36.03   | 36.90   | 37.81   | 477.14   |        |

10 m

Stride length

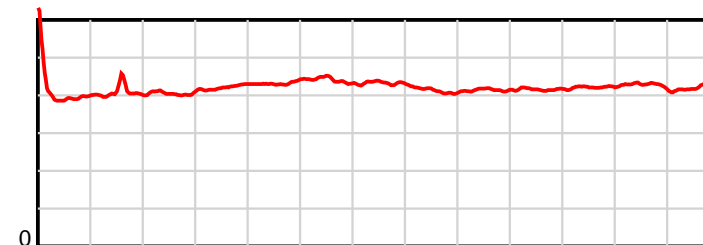


2600 m

Finish

0.6 s

Stride duration

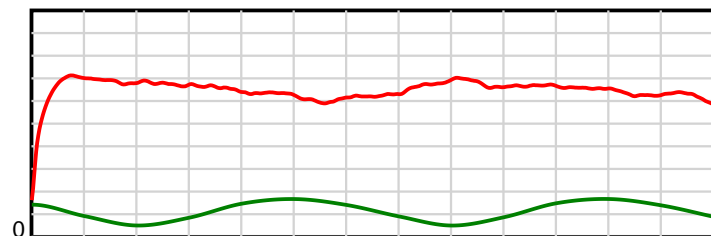


2600 m

Finish

20 m/sec

Speed

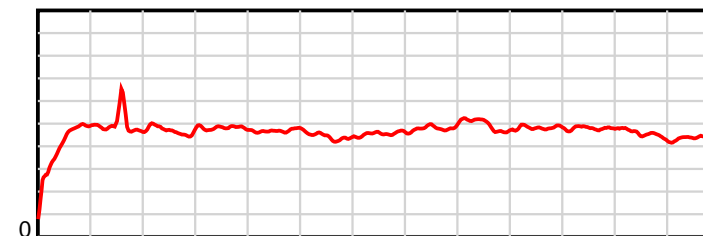


2600 m

Finish

100 %

Stride efficiency



2600 m

Finish

Note: Horizontal distance axis grid lines are 200m furlongs.

**Disclaimer.**

HRNZ and NZMTC and Thoroughbred Ratings Pty Ltd accepts no responsibility for the completeness or accuracy of any of the information contained herein, and makes no representations about its suitability for any particular purpose. Users should make their own judgements about those matters and/or seek independent advice. You assume all risks associated with use of the data provided on this page.



# Race Results



November 08, 2022, Race 12, FIRST DIRECT TAXIS TROT, Distance 2600m, Addington - Survey 3200m

| Result | TAB no. | Horse (Barrier)              | 2600 to      | 2400m to     |
|--------|---------|------------------------------|--------------|--------------|
| 9th    | 8       | <b>Dwindle Star (8)</b>      | <b>2400m</b> | <b>2200m</b> |
|        |         | Position in running (margin) | -            | 5(3.5)       |
|        |         | Sectional time (s)           | 16.83        | 14.53        |
|        |         | Cumulative time (s)          | 200.82       | 183.99       |
|        |         | Speed (m/s)                  | 11.88        | 13.76        |
|        |         | Stride length (m)            | 5.33         | 5.97         |
|        |         | Stride duration (s)          | 0.432        | 0.434        |
|        |         | Stride efficiency (%)        | 44.35        | 55.76        |
|        |         | Stride count                 | 37.54        | 33.48        |

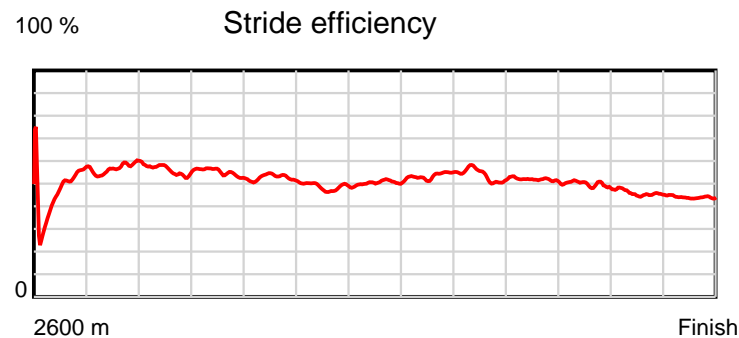
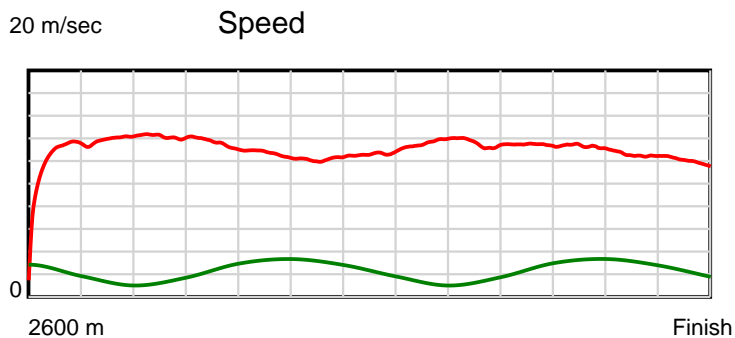
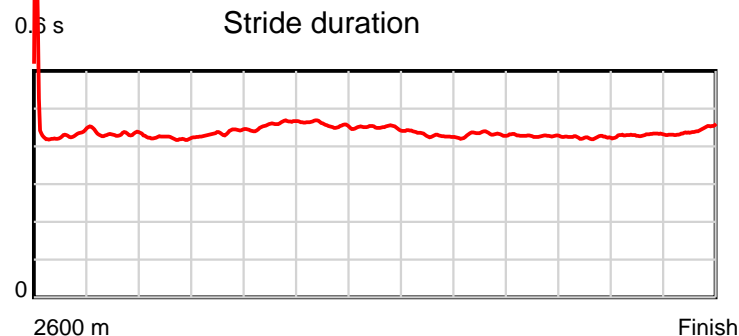
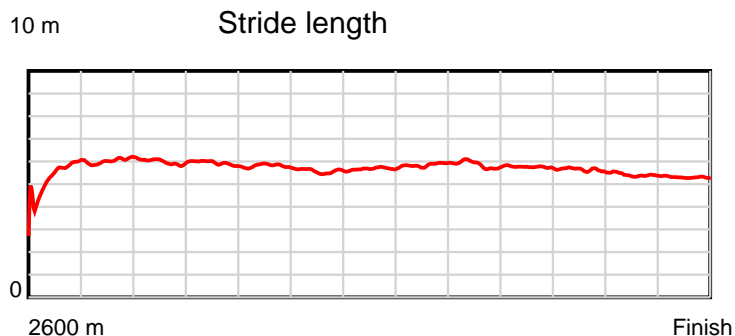
## Disclaimer.

HRNZ and NZMTC and Thoroughbred Ratings Pty Ltd accepts no responsibility for the completeness or accuracy of any of the information contained herein, and makes no representations about its suitability for any particular purpose. Users should make their own judgements about those matters and/or seek independent advice. You assume all risks associated with use of the data provided on this page.

# Race Results

November 08, 2022, Race 12, FIRST DIRECT TAXIS TROT, Distance 2600m, Addington - Survey 3200m

| Result | TAB no. | Horse (Barrier)              | 2200m to     | 2000m to     | 1800m to     | 1600m to     | 1400m to     | 1200m to     | 1000m to    | 800m to     | 600m to     | 400m to     | 200m to   | Total or       | Margin |
|--------|---------|------------------------------|--------------|--------------|--------------|--------------|--------------|--------------|-------------|-------------|-------------|-------------|-----------|----------------|--------|
| 9th    | 8       | <b>Dwindle Star (8)</b>      | <b>2000m</b> | <b>1800m</b> | <b>1600m</b> | <b>1400m</b> | <b>1200m</b> | <b>1000m</b> | <b>800m</b> | <b>600m</b> | <b>400m</b> | <b>200m</b> | <b>WP</b> | <b>Average</b> |        |
|        |         | Position in running (margin) | 3(2.1)       | 2(0.0)       | 2(1.3)       | 2(2.6)       | 2(2.1)       | 3(1.7)       | 3(1.8)      | 4(2.3)      | 4(2.4)      | 4(3.3)      | 6(5.4)    |                | 13.40  |
|        |         | Sectional time (s)           | 14.67        | 14.81        | 15.90        | 16.16        | 15.94        | 14.72        | 15.05       | 14.90       | 15.08       | 15.63       | 16.60     |                |        |
|        |         | Cumulative time (s)          | 169.46       | 154.79       | 139.98       | 124.08       | 107.92       | 91.98        | 77.26       | 62.21       | 47.31       | 32.23       | 16.60     | 3:20.82        |        |
|        |         | Speed (m/s)                  | 13.63        | 13.50        | 12.58        | 12.38        | 12.55        | 13.59        | 13.29       | 13.42       | 13.26       | 12.80       | 12.05     | 12.95          |        |
|        |         | Stride length (m)            | 5.75         | 5.89         | 5.76         | 5.66         | 5.65         | 5.85         | 5.74        | 5.74        | 5.61        | 5.50        | 5.33      | 5.67           |        |
|        |         | Stride duration (s)          | 0.422        | 0.436        | 0.458        | 0.458        | 0.450        | 0.431        | 0.432       | 0.427       | 0.423       | 0.430       | 0.443     | 0.438          |        |
|        |         | Stride efficiency (%)        | 51.70        | 54.28        | 51.87        | 50.12        | 49.83        | 53.57        | 51.41       | 51.44       | 49.25       | 47.35       | 44.46     | 50.25          |        |
|        |         | Stride count                 | 34.77        | 33.93        | 34.71        | 35.31        | 35.42        | 34.16        | 34.87       | 34.86       | 35.63       | 36.33       | 37.49     | 458.50         |        |



Note: Horizontal distance axis grid lines are 200m furlongs.

#### Disclaimer.

HRNZ and NZMTC and Thoroughbred Ratings Pty Ltd accepts no responsibility for the completeness or accuracy of any of the information contained herein, and makes no representations about its suitability for any particular purpose. Users should make their own judgements about those matters and/or seek independent advice. You assume all risks associated with use of the data provided on this page.



# Race Results



November 08, 2022, Race 12, FIRST DIRECT TAXIS TROT, Distance 2600m, Addington - Survey 3200m

| Result | TAB no. | Horse (Barrier)              | 2600 to | 2400m to |
|--------|---------|------------------------------|---------|----------|
| 10th   | 14      | Hanover Da Moo... (13)       | 2400m   | 2200m    |
|        |         | Position in running (margin) | -       | 13(13.4) |
|        |         | Sectional time (s)           | 17.91   | 14.82    |
|        |         | Cumulative time (s)          | 201.02  | 183.11   |
|        |         | Speed (m/s)                  | 11.17   | 13.50    |
|        |         | Stride length (m)            | 5.55    | 6.21     |
|        |         | Stride duration (s)          | 0.459   | 0.460    |
|        |         | Stride efficiency (%)        | 48.11   | 60.19    |
|        |         | Stride count                 | 36.05   | 32.22    |

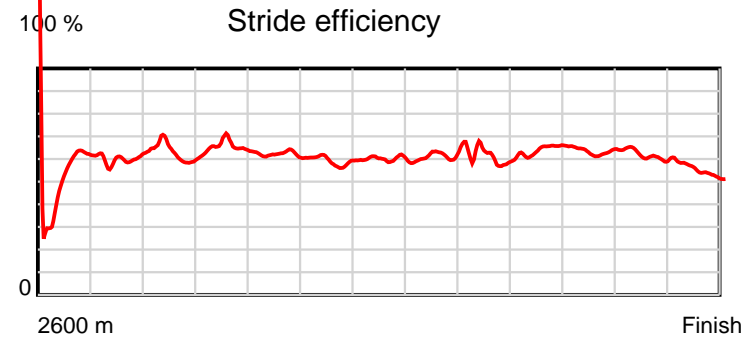
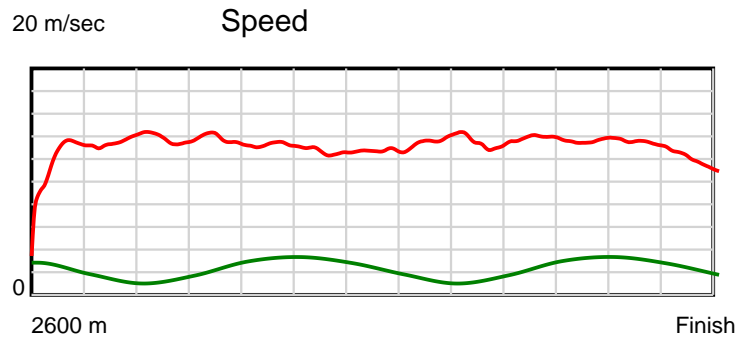
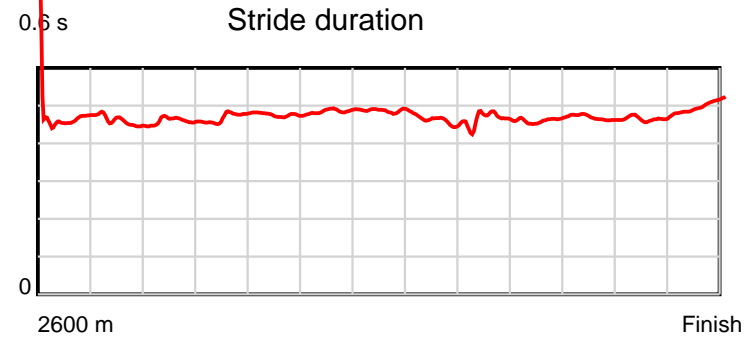
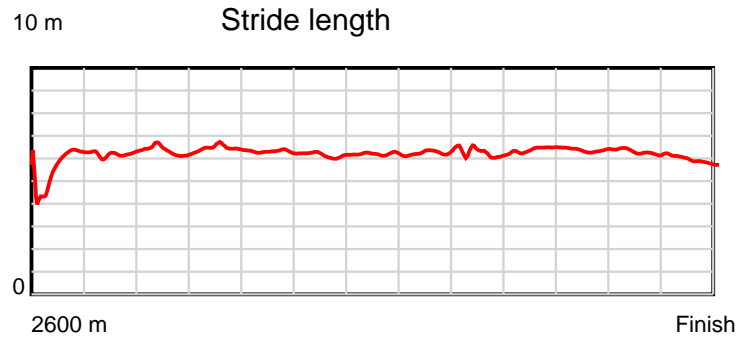
#### Disclaimer.

HRNZ and NZMTC and Thoroughbred Ratings Pty Ltd accepts no responsibility for the completeness or accuracy of any of the information contained herein, and makes no representations about its suitability for any particular purpose. Users should make their own judgements about those matters and/or seek independent advice. You assume all risks associated with use of the data provided on this page.

# Race Results

November 08, 2022, Race 12, FIRST DIRECT TAXIS TROT, Distance 2600m, Addington - Survey 3200m

| Result | TAB no. | Horse (Barrier)              | 2200m to | 2000m to | 1800m to | 1600m to | 1400m to | 1200m to | 1000m to | 800m to | 600m to | 400m to | 200m to | Total or | Margin |
|--------|---------|------------------------------|----------|----------|----------|----------|----------|----------|----------|---------|---------|---------|---------|----------|--------|
| 10th   | 14      | Hanover Da Moo... (13)       | 2000m    | 1800m    | 1600m    | 1400m    | 1200m    | 1000m    | 800m     | 600m    | 400m    | 200m    | WP      | Average  |        |
|        |         | Position in running (margin) | 11(13.7) | 9(11.6)  | 9(11.3)  | 8(9.4)   | 7(7.6)   | 8(6.0)   | 9(6.1)   | 12(8.3) | 9(5.0)  | 8(6.5)  | 7(6.5)  |          | 14.60  |
|        |         | Sectional time (s)           | 14.66    | 14.56    | 15.37    | 15.94    | 15.74    | 14.74    | 15.31    | 14.36   | 15.17   | 15.28   | 17.16   |          |        |
|        |         | Cumulative time (s)          | 168.29   | 153.63   | 139.07   | 123.70   | 107.76   | 92.02    | 77.28    | 61.97   | 47.61   | 32.44   | 17.16   | 3:21.02  |        |
|        |         | Speed (m/s)                  | 13.64    | 13.74    | 13.01    | 12.55    | 12.71    | 13.57    | 13.06    | 13.93   | 13.18   | 13.09   | 11.66   | 12.93    |        |
|        |         | Stride length (m)            | 6.26     | 6.43     | 6.19     | 6.09     | 6.19     | 6.26     | 6.04     | 6.43    | 6.17    | 6.12    | 5.85    | 6.13     |        |
|        |         | Stride duration (s)          | 0.459    | 0.468    | 0.476    | 0.485    | 0.487    | 0.461    | 0.462    | 0.462   | 0.468   | 0.467   | 0.502   | 0.474    |        |
|        |         | Stride efficiency (%)        | 61.28    | 64.55    | 59.86    | 57.90    | 59.84    | 61.20    | 56.91    | 64.61   | 59.44   | 58.49   | 53.47   | 58.67    |        |
|        |         | Stride count                 | 31.94    | 31.12    | 32.31    | 32.86    | 32.32    | 31.96    | 33.14    | 31.10   | 32.43   | 32.69   | 34.19   | 424.33   |        |



Note: Horizontal distance axis grid lines are 200m furlongs.

#### Disclaimer.

HRNZ and NZMTC and Thoroughbred Ratings Pty Ltd accepts no responsibility for the completeness or accuracy of any of the information contained herein, and makes no representations about its suitability for any particular purpose. Users should make their own judgements about those matters and/or seek independent advice. You assume all risks associated with use of the data provided on this page.



# Race Results



November 08, 2022, Race 12, FIRST DIRECT TAXIS TROT, Distance 2600m, Addington - Survey 3200m

| Result | TAB no. | Horse (Barrier)               | 2600 to      | 2400m to     |
|--------|---------|-------------------------------|--------------|--------------|
| 11th   | 15      | <b>The Royal Gamb... (14)</b> | <b>2400m</b> | <b>2200m</b> |
|        |         | Position in running (margin)  | -            | 12(11.9)     |
|        |         | Sectional time (s)            | 17.92        | 15.01        |
|        |         | Cumulative time (s)           | 201.10       | 183.18       |
|        |         | Speed (m/s)                   | 11.16        | 13.32        |
|        |         | Stride length (m)             | 5.65         | 6.02         |
|        |         | Stride duration (s)           | 0.456        | 0.452        |
|        |         | Stride efficiency (%)         | 49.86        | 56.66        |
|        |         | Stride count                  | 35.41        | 33.22        |

#### Disclaimer.

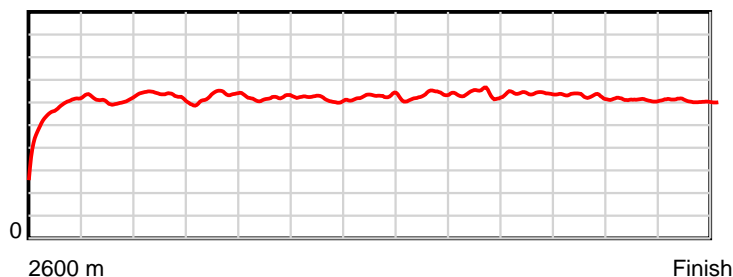
HRNZ and NZMTC and Thoroughbred Ratings Pty Ltd accepts no responsibility for the completeness or accuracy of any of the information contained herein, and makes no representations about its suitability for any particular purpose. Users should make their own judgements about those matters and/or seek independent advice. You assume all risks associated with use of the data provided on this page.

# Race Results

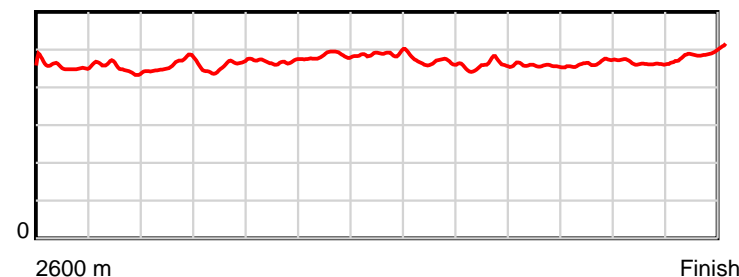
November 08, 2022, Race 12, FIRST DIRECT TAXIS TROT, Distance 2600m, Addington - Survey 3200m

| Result | TAB no. | Horse (Barrier)               | 2200m to     | 2000m to     | 1800m to     | 1600m to     | 1400m to     | 1200m to     | 1000m to    | 800m to     | 600m to     | 400m to     | 200m to   | Total or       | Margin |
|--------|---------|-------------------------------|--------------|--------------|--------------|--------------|--------------|--------------|-------------|-------------|-------------|-------------|-----------|----------------|--------|
| 11th   | 15      | <b>The Royal Gamb... (14)</b> | <b>2000m</b> | <b>1800m</b> | <b>1600m</b> | <b>1400m</b> | <b>1200m</b> | <b>1000m</b> | <b>800m</b> | <b>600m</b> | <b>400m</b> | <b>200m</b> | <b>WP</b> | <b>Average</b> |        |
|        |         | Position in running (margin)  | 10(13.4)     | 11(13.2)     | 10(13.3)     | 10(11.8)     | 9(9.5)       | 11(7.9)      | 13(9.0)     | 13(8.3)     | 10(5.1)     | 12(9.1)     | 11(10.0)  |                | 15.00  |
|        |         | Sectional time (s)            | 14.97        | 14.63        | 15.44        | 15.85        | 15.74        | 14.90        | 14.84       | 14.35       | 15.59       | 15.43       | 16.43     |                |        |
|        |         | Cumulative time (s)           | 168.17       | 153.20       | 138.57       | 123.13       | 107.28       | 91.54        | 76.64       | 61.80       | 47.45       | 31.86       | 16.43     | 3:21.10        |        |
|        |         | Speed (m/s)                   | 13.36        | 13.67        | 12.95        | 12.62        | 12.71        | 13.42        | 13.48       | 13.94       | 12.83       | 12.96       | 12.17     | 12.93          |        |
|        |         | Stride length (m)             | 6.15         | 6.24         | 6.07         | 6.10         | 6.22         | 6.27         | 6.18        | 6.37        | 5.97        | 6.01        | 6.00      | 6.09           |        |
|        |         | Stride duration (s)           | 0.461        | 0.457        | 0.468        | 0.484        | 0.490        | 0.467        | 0.458       | 0.457       | 0.466       | 0.464       | 0.493     | 0.471          |        |
|        |         | Stride efficiency (%)         | 59.18        | 60.90        | 57.53        | 58.20        | 60.45        | 61.44        | 59.63       | 63.37       | 55.77       | 56.39       | 56.26     | 57.98          |        |
|        |         | Stride count                  | 32.50        | 32.04        | 32.96        | 32.77        | 32.15        | 31.90        | 32.38       | 31.41       | 33.48       | 33.29       | 33.33     | 426.84         |        |

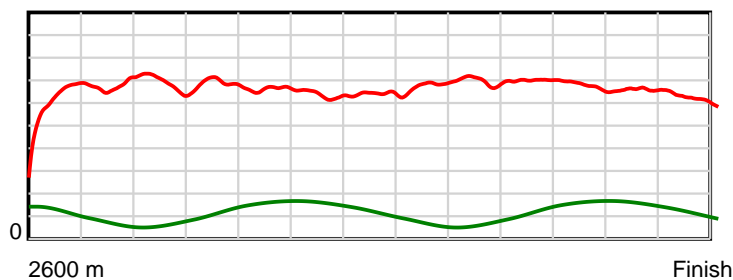
10 m Stride length



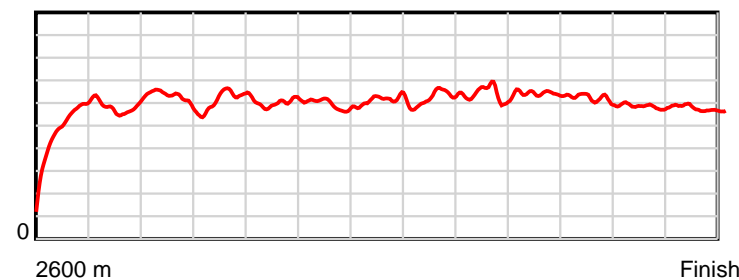
0.6 s Stride duration



20 m/sec Speed



100 % Stride efficiency



Note: Horizontal distance axis grid lines are 200m furlongs.

## Disclaimer.

HRNZ and NZMTC and Thoroughbred Ratings Pty Ltd accepts no responsibility for the completeness or accuracy of any of the information contained herein, and makes no representations about its suitability for any particular purpose. Users should make their own judgements about those matters and/or seek independent advice. You assume all risks associated with use of the data provided on this page.



# Race Results



November 08, 2022, Race 12, FIRST DIRECT TAXIS TROT, Distance 2600m, Addington - Survey 3200m

| Result | TAB no. | Horse (Barrier)              | 2600 to | 2400m to |
|--------|---------|------------------------------|---------|----------|
| 12th   | 1       | Illegal Alien (1)            | 2400m   | 2200m    |
|        |         | Position in running (margin) | -       | 3(1.5)   |
|        |         | Sectional time (s)           | 16.21   | 15.00    |
|        |         | Cumulative time (s)          | 201.25  | 185.04   |
|        |         | Speed (m/s)                  | 12.34   | 13.33    |
|        |         | Stride length (m)            | 5.48    | 6.08     |
|        |         | Stride duration (s)          | 0.436   | 0.456    |
|        |         | Stride efficiency (%)        | 46.85   | 57.72    |
|        |         | Stride count                 | 36.53   | 32.91    |

#### Disclaimer.

HRNZ and NZMTC and Thoroughbred Ratings Pty Ltd accepts no responsibility for the completeness or accuracy of any of the information contained herein, and makes no representations about its suitability for any particular purpose. Users should make their own judgements about those matters and/or seek independent advice. You assume all risks associated with use of the data provided on this page.

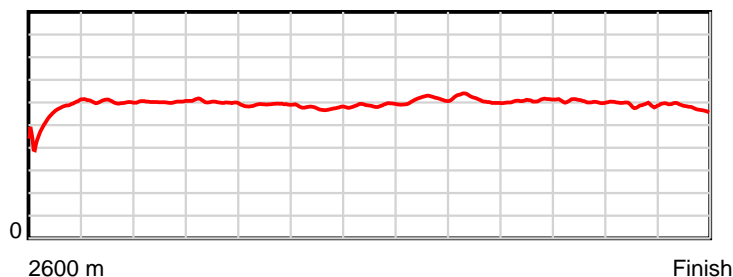


# Race Results

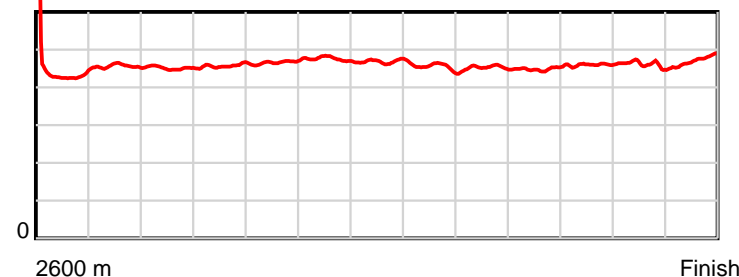
November 08, 2022, Race 12, FIRST DIRECT TAXIS TROT, Distance 2600m, Addington - Survey 3200m

| Result | TAB no. | Horse (Barrier)              | 2200m to | 2000m to | 1800m to | 1600m to | 1400m to | 1200m to | 1000m to | 800m to | 600m to | 400m to | 200m to  | Total or | Margin |
|--------|---------|------------------------------|----------|----------|----------|----------|----------|----------|----------|---------|---------|---------|----------|----------|--------|
| 12th   | 1       | Illegal Alien (1)            | 2000m    | 1800m    | 1600m    | 1400m    | 1200m    | 1000m    | 800m     | 600m    | 400m    | 200m    | WP       | Average  |        |
|        |         | Position in running (margin) | 4(3.0)   | 5(3.7)   | 5(7.2)   | 7(8.4)   | 8(9.3)   | 12(8.4)  | 12(8.4)  | 11(8.1) | 13(7.3) | 13(9.9) | 12(11.3) |          | 15.80  |
|        |         | Sectional time (s)           | 15.13    | 15.18    | 15.89    | 16.40    | 15.85    | 14.72    | 14.89    | 14.77   | 15.36   | 15.51   | 16.34    |          |        |
|        |         | Cumulative time (s)          | 170.04   | 154.91   | 139.73   | 123.84   | 107.44   | 91.59    | 76.87    | 61.98   | 47.21   | 31.85   | 16.34    | 3:21.25  |        |
|        |         | Speed (m/s)                  | 13.22    | 13.18    | 12.59    | 12.20    | 12.62    | 13.59    | 13.43    | 13.54   | 13.02   | 12.89   | 12.24    | 12.92    |        |
|        |         | Stride length (m)            | 5.97     | 6.02     | 5.87     | 5.80     | 5.92     | 6.18     | 6.08     | 6.08    | 5.99    | 5.94    | 5.78     | 5.93     |        |
|        |         | Stride duration (s)          | 0.452    | 0.457    | 0.466    | 0.476    | 0.469    | 0.455    | 0.452    | 0.449   | 0.460   | 0.460   | 0.472    | 0.459    |        |
|        |         | Stride efficiency (%)        | 55.66    | 56.61    | 53.76    | 52.63    | 54.70    | 59.66    | 57.70    | 57.68   | 56.10   | 55.10   | 52.26    | 54.97    |        |
|        |         | Stride count                 | 33.51    | 33.23    | 34.10    | 34.46    | 33.80    | 32.37    | 32.91    | 32.92   | 33.38   | 33.68   | 34.58    | 438.38   |        |

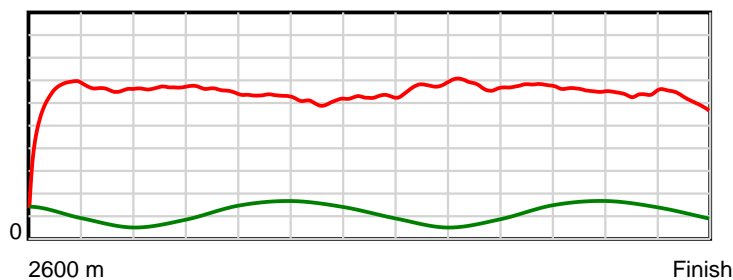
10 m Stride length



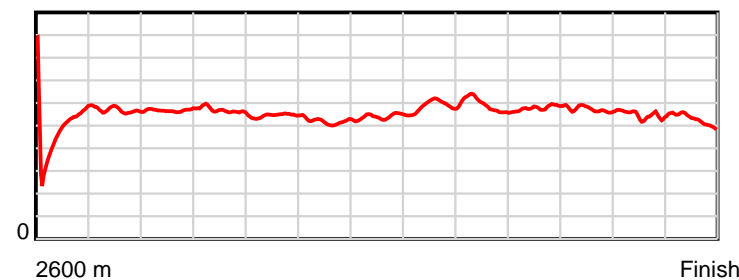
0.6 s Stride duration



20 m/sec Speed



100 % Stride efficiency



Note: Horizontal distance axis grid lines are 200m furlongs.

## Disclaimer.

HRNZ and NZMTC and Thoroughbred Ratings Pty Ltd accepts no responsibility for the completeness or accuracy of any of the information contained herein, and makes no representations about its suitability for any particular purpose. Users should make their own judgements about those matters and/or seek independent advice. You assume all risks associated with use of the data provided on this page.



# Race Results



November 08, 2022, Race 12, FIRST DIRECT TAXIS TROT, Distance 2600m, Addington - Survey 3200m

| Result | TAB no. | Horse (Barrier)              | 2600 to | 2400m to |
|--------|---------|------------------------------|---------|----------|
| 13th   | 4       | Jasprit Troubl... (4)        | 2400m   | 2200m    |
|        |         | Position in running (margin) | -       | 9(8.7)   |
|        |         | Sectional time (s)           | 17.22   | 14.99    |
|        |         | Cumulative time (s)          | 202.28  | 185.06   |
|        |         | Speed (m/s)                  | 11.61   | 13.34    |
|        |         | Stride length (m)            | 5.86    | 6.37     |
|        |         | Stride duration (s)          | 0.489   | 0.477    |
|        |         | Stride efficiency (%)        | 53.73   | 63.35    |
|        |         | Stride count                 | 34.11   | 31.41    |

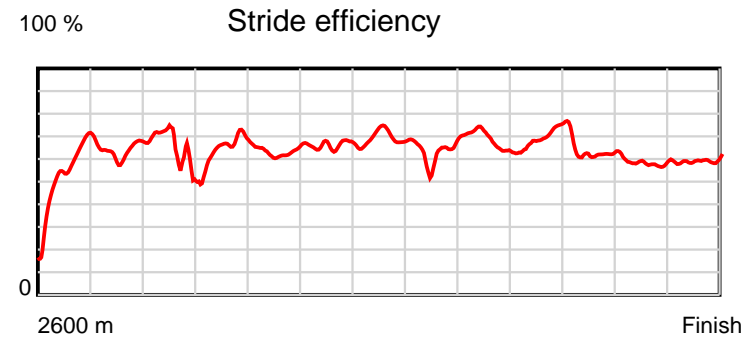
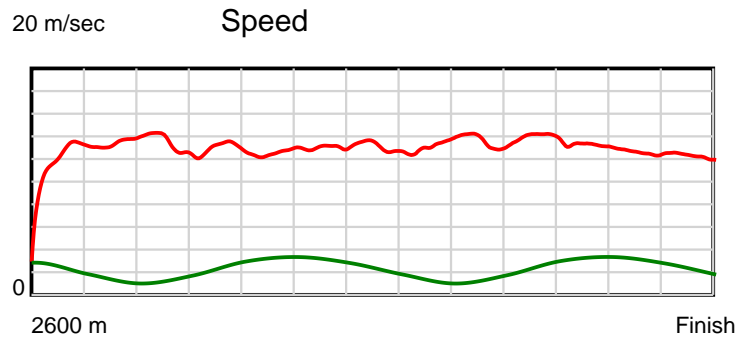
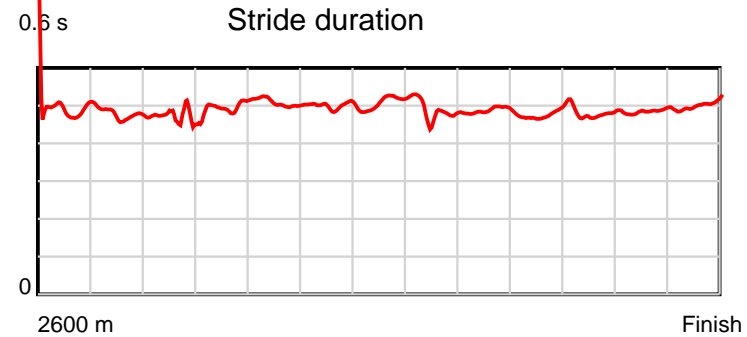
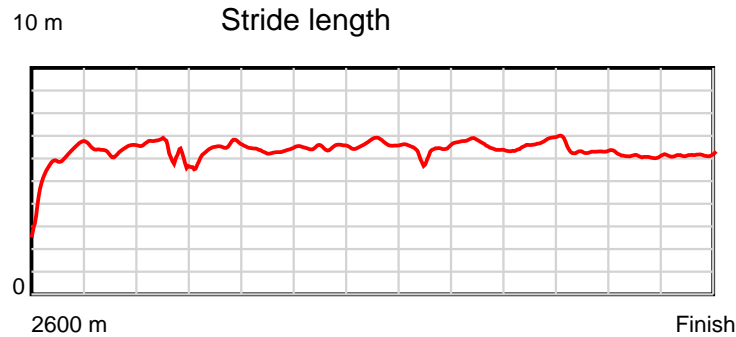
#### Disclaimer.

HRNZ and NZMTC and Thoroughbred Ratings Pty Ltd accepts no responsibility for the completeness or accuracy of any of the information contained herein, and makes no representations about its suitability for any particular purpose. Users should make their own judgements about those matters and/or seek independent advice. You assume all risks associated with use of the data provided on this page.

# Race Results

November 08, 2022, Race 12, FIRST DIRECT TAXIS TROT, Distance 2600m, Addington - Survey 3200m

| Result | TAB no. | Horse (Barrier)              | 2200m to | 2000m to | 1800m to | 1600m to | 1400m to | 1200m to | 1000m to | 800m to  | 600m to  | 400m to  | 200m to  | Total or | Margin |
|--------|---------|------------------------------|----------|----------|----------|----------|----------|----------|----------|----------|----------|----------|----------|----------|--------|
| 13th   | 4       | Jaspri Troubl... (4)         | 2000m    | 1800m    | 1600m    | 1400m    | 1200m    | 1000m    | 800m     | 600m     | 400m     | 200m     | WP       | Average  |        |
|        |         | Position in running (margin) | 8(10.0)  | 10(11.7) | 12(16.5) | 16(21.2) | 15(16.9) | 16(12.3) | 16(15.0) | 16(14.8) | 16(11.2) | 15(13.3) | 14(17.2) |          | 21.50  |
|        |         | Sectional time (s)           | 15.28    | 15.41    | 16.47    | 15.52    | 15.23    | 15.17    | 14.93    | 14.30    | 15.27    | 15.92    | 16.57    |          |        |
|        |         | Cumulative time (s)          | 170.07   | 154.79   | 139.38   | 122.91   | 107.39   | 92.16    | 76.99    | 62.06    | 47.76    | 32.49    | 16.57    | 3:22.28  |        |
|        |         | Speed (m/s)                  | 13.09    | 12.98    | 12.14    | 12.89    | 13.13    | 13.18    | 13.40    | 13.99    | 13.10    | 12.56    | 12.07    | 12.85    |        |
|        |         | Stride length (m)            | 5.94     | 6.45     | 6.16     | 6.43     | 6.70     | 6.34     | 6.53     | 6.69     | 6.25     | 6.10     | 6.10     | 6.29     |        |
|        |         | Stride duration (s)          | 0.454    | 0.497    | 0.507    | 0.499    | 0.510    | 0.481    | 0.487    | 0.479    | 0.477    | 0.485    | 0.505    | 0.490    |        |
|        |         | Stride efficiency (%)        | 55.13    | 64.95    | 59.25    | 64.69    | 70.19    | 62.91    | 66.66    | 70.02    | 61.11    | 58.10    | 58.07    | 61.87    |        |
|        |         | Stride count                 | 33.67    | 31.02    | 32.48    | 31.08    | 29.84    | 31.52    | 30.62    | 29.88    | 31.98    | 32.80    | 32.81    | 413.22   |        |



Note: Horizontal distance axis grid lines are 200m furlongs.

#### Disclaimer.

HRNZ and NZMTC and Thoroughbred Ratings Pty Ltd accepts no responsibility for the completeness or accuracy of any of the information contained herein, and makes no representations about its suitability for any particular purpose. Users should make their own judgements about those matters and/or seek independent advice. You assume all risks associated with use of the data provided on this page.



# Race Results



November 08, 2022, Race 12, FIRST DIRECT TAXIS TROT, Distance 2600m, Addington - Survey 3200m

| Result | TAB no. | Horse (Barrier)              | 2600 to      | 2400m to     |
|--------|---------|------------------------------|--------------|--------------|
| 14th   | 6       | <b>Pyramid Mystic (6)</b>    | <b>2400m</b> | <b>2200m</b> |
|        |         | Position in running (margin) | -            | 15(16.3)     |
|        |         | Sectional time (s)           | 18.63        | 15.68        |
|        |         | Cumulative time (s)          | 204.18       | 185.55       |
|        |         | Speed (m/s)                  | 10.73        | 12.76        |
|        |         | Stride length (m)            | 5.08         | 6.04         |
|        |         | Stride duration (s)          | 0.459        | 0.473        |
|        |         | Stride efficiency (%)        | 40.27        | 57.01        |
|        |         | Stride count                 | 39.40        | 33.11        |

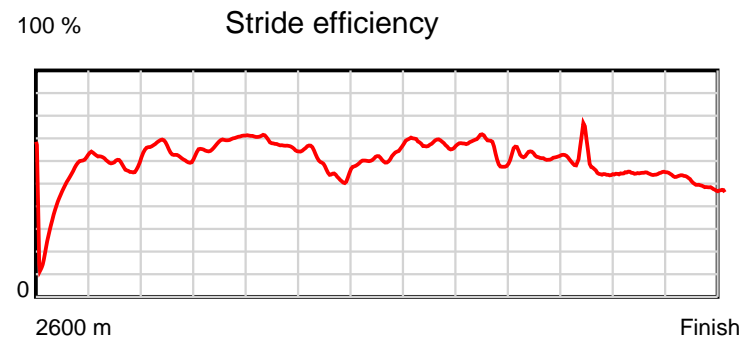
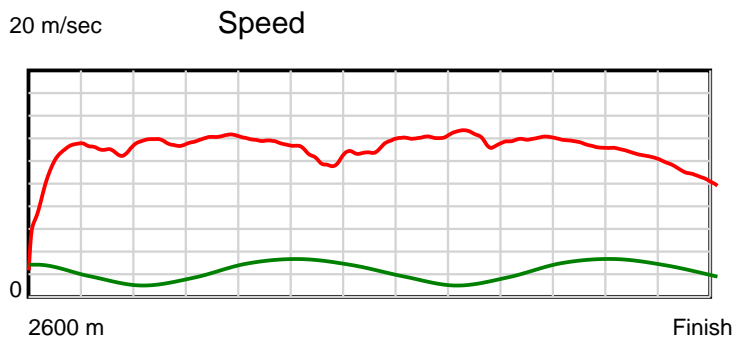
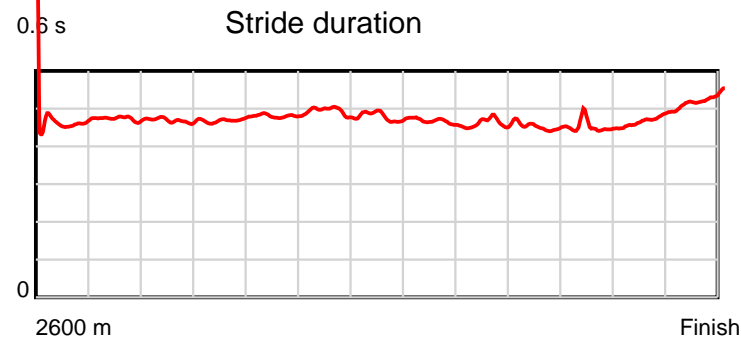
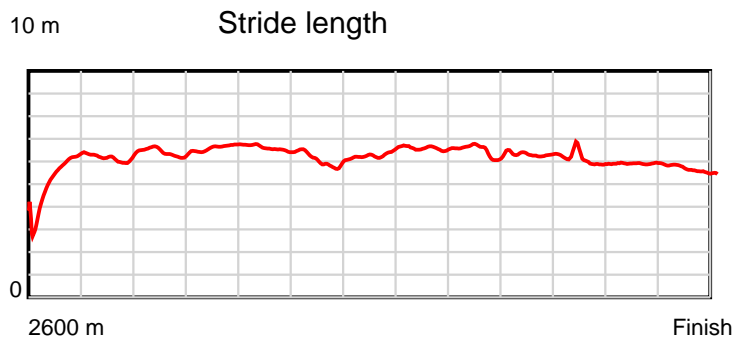
#### Disclaimer.

HRNZ and NZMTC and Thoroughbred Ratings Pty Ltd accepts no responsibility for the completeness or accuracy of any of the information contained herein, and makes no representations about its suitability for any particular purpose. Users should make their own judgements about those matters and/or seek independent advice. You assume all risks associated with use of the data provided on this page.

# Race Results

November 08, 2022, Race 12, FIRST DIRECT TAXIS TROT, Distance 2600m, Addington - Survey 3200m

| Result | TAB no. | Horse (Barrier)              | 2200m to | 2000m to | 1800m to | 1600m to | 1400m to | 1200m to | 1000m to | 800m to | 600m to | 400m to | 200m to  | Total or | Margin |
|--------|---------|------------------------------|----------|----------|----------|----------|----------|----------|----------|---------|---------|---------|----------|----------|--------|
| 14th   | 6       | Pyramid Mystic (6)           | 2000m    | 1800m    | 1600m    | 1400m    | 1200m    | 1000m    | 800m     | 600m    | 400m    | 200m    | WP       | Average  |        |
|        |         | Position in running (margin) | 15(21.8) | 15(21.7) | 14(19.2) | 11(13.8) | 13(13.8) | 13(8.8)  | 11(7.1)  | 9(6.6)  | 6(2.9)  | 9(7.2)  | 13(14.2) |          | 32.10  |
|        |         | Sectional time (s)           | 15.00    | 14.19    | 14.80    | 16.24    | 15.16    | 14.44    | 14.87    | 14.27   | 15.64   | 16.44   | 18.82    |          |        |
|        |         | Cumulative time (s)          | 169.87   | 154.87   | 140.68   | 125.88   | 109.64   | 94.48    | 80.04    | 65.17   | 50.90   | 35.26   | 18.82    | 3:24.18  |        |
|        |         | Speed (m/s)                  | 13.33    | 14.09    | 13.51    | 12.32    | 13.19    | 13.85    | 13.45    | 14.02   | 12.79   | 12.17   | 10.63    | 12.73    |        |
|        |         | Stride length (m)            | 6.26     | 6.61     | 6.50     | 6.07     | 6.32     | 6.45     | 6.23     | 6.31    | 5.75    | 5.76    | 5.60     | 6.04     |        |
|        |         | Stride duration (s)          | 0.469    | 0.469    | 0.481    | 0.493    | 0.479    | 0.466    | 0.463    | 0.450   | 0.449   | 0.473   | 0.527    | 0.475    |        |
|        |         | Stride efficiency (%)        | 61.18    | 68.22    | 65.97    | 57.60    | 62.45    | 65.05    | 60.65    | 62.17   | 51.63   | 51.82   | 49.02    | 57.09    |        |
|        |         | Stride count                 | 31.96    | 30.27    | 30.78    | 32.94    | 31.64    | 31.00    | 32.10    | 31.71   | 34.79   | 34.73   | 35.71    | 430.14   |        |



Note: Horizontal distance axis grid lines are 200m furlongs.

#### Disclaimer.

HRNZ and NZMTC and Thoroughbred Ratings Pty Ltd accepts no responsibility for the completeness or accuracy of any of the information contained herein, and makes no representations about its suitability for any particular purpose. Users should make their own judgements about those matters and/or seek independent advice. You assume all risks associated with use of the data provided on this page.



# Race Results



November 08, 2022, Race 12, FIRST DIRECT TAXIS TROT, Distance 2600m, Addington - Survey 3200m

| Result | TAB no. | Horse (Barrier)               | 2600 to      | 2400m to     |
|--------|---------|-------------------------------|--------------|--------------|
| 15th   | 12      | <b>Speeding Spiri... (12)</b> | <b>2400m</b> | <b>2200m</b> |
|        |         | Position in running (margin)  | -            | 11(10.6)     |
|        |         | Sectional time (s)            | 17.70        | 14.77        |
|        |         | Cumulative time (s)           | 207.55       | 189.85       |
|        |         | Speed (m/s)                   | 11.30        | 13.54        |
|        |         | Stride length (m)             | 5.62         | 6.34         |
|        |         | Stride duration (s)           | 0.455        | 0.468        |
|        |         | Stride efficiency (%)         | 49.33        | 62.72        |
|        |         | Stride count                  | 35.60        | 31.57        |

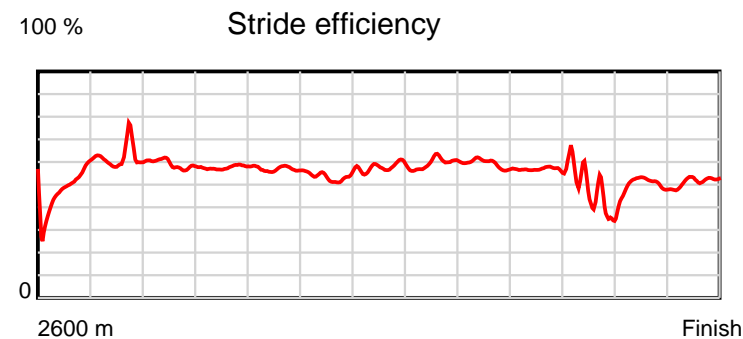
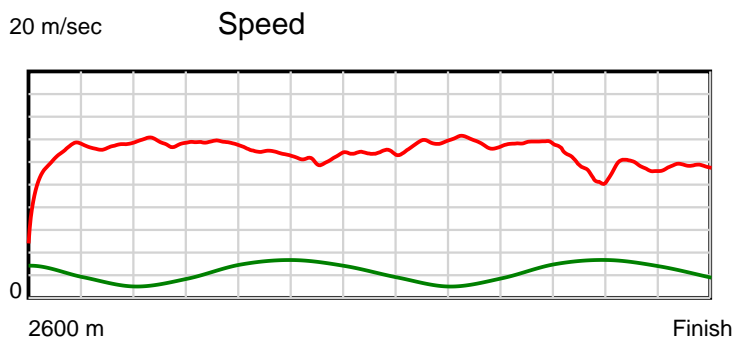
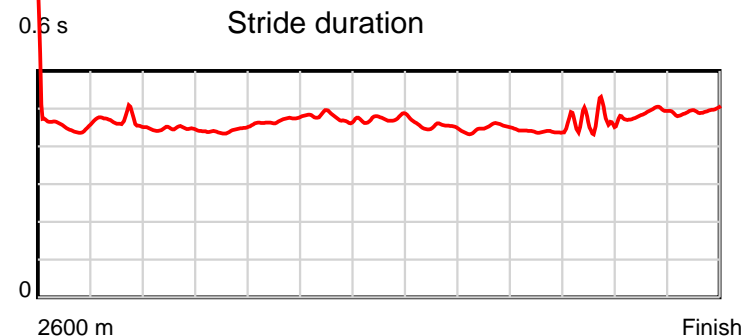
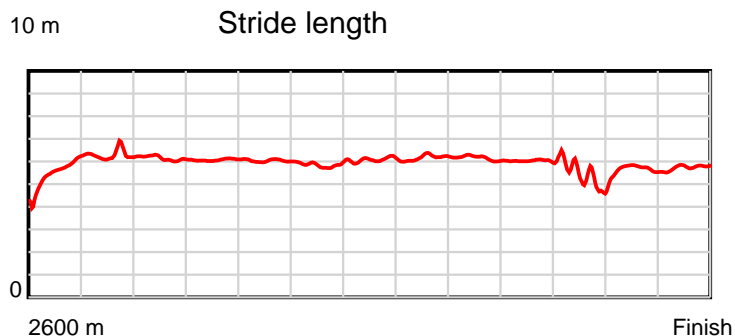
#### Disclaimer.

HRNZ and NZMTC and Thoroughbred Ratings Pty Ltd accepts no responsibility for the completeness or accuracy of any of the information contained herein, and makes no representations about its suitability for any particular purpose. Users should make their own judgements about those matters and/or seek independent advice. You assume all risks associated with use of the data provided on this page.

# Race Results

November 08, 2022, Race 12, FIRST DIRECT TAXIS TROT, Distance 2600m, Addington - Survey 3200m

| Result | TAB no. | Horse (Barrier)              | 2200m to | 2000m to | 1800m to | 1600m to | 1400m to | 1200m to | 1000m to | 800m to  | 600m to | 400m to  | 200m to  | Total or | Margin |
|--------|---------|------------------------------|----------|----------|----------|----------|----------|----------|----------|----------|---------|----------|----------|----------|--------|
| 15th   | 12      | Speeding Spiri... (12)       | 2000m    | 1800m    | 1600m    | 1400m    | 1200m    | 1000m    | 800m     | 600m     | 400m    | 200m     | WP       | Average  |        |
|        |         | Position in running (margin) | 9(10.6)  | 8(9.7)   | 8(9.8)   | 9(10.3)  | 10(11.3) | 15(10.5) | 15(11.1) | 14(10.1) | 15(9.6) | 16(30.1) | 15(43.2) |          | 50.80  |
|        |         | Sectional time (s)           | 14.86    | 14.62    | 15.77    | 16.41    | 15.88    | 14.82    | 14.78    | 14.80    | 18.34   | 17.46    | 17.34    |          |        |
|        |         | Cumulative time (s)          | 175.08   | 160.22   | 145.60   | 129.83   | 113.42   | 97.54    | 82.72    | 67.94    | 53.14   | 34.80    | 17.34    | 3:27.55  |        |
|        |         | Speed (m/s)                  | 13.46    | 13.68    | 12.68    | 12.19    | 12.59    | 13.50    | 13.53    | 13.51    | 10.91   | 11.45    | 11.53    | 12.53    |        |
|        |         | Stride length (m)            | 6.01     | 6.05     | 5.94     | 5.82     | 5.97     | 6.13     | 6.07     | 5.94     | 5.04    | 5.58     | 5.69     | 5.84     |        |
|        |         | Stride duration (s)          | 0.447    | 0.442    | 0.468    | 0.478    | 0.474    | 0.454    | 0.448    | 0.439    | 0.462   | 0.488    | 0.493    | 0.466    |        |
|        |         | Stride efficiency (%)        | 56.48    | 57.12    | 55.15    | 53.00    | 55.74    | 58.69    | 57.49    | 55.07    | 39.63   | 48.71    | 50.57    | 53.35    |        |
|        |         | Stride count                 | 33.27    | 33.08    | 33.66    | 34.34    | 33.49    | 32.63    | 32.97    | 33.69    | 39.71   | 35.82    | 35.16    | 444.99   |        |



Note: Horizontal distance axis grid lines are 200m furlongs.

#### Disclaimer.

HRNZ and NZMTC and Thoroughbred Ratings Pty Ltd accepts no responsibility for the completeness or accuracy of any of the information contained herein, and makes no representations about its suitability for any particular purpose. Users should make their own judgements about those matters and/or seek independent advice. You assume all risks associated with use of the data provided on this page.



# Race Results



November 08, 2022, Race 12, FIRST DIRECT TAXIS TROT, Distance 2600m, Addington - Survey 3200m

| Result | TAB no. | Horse (Barrier)              | 2600 to      | 2400m to     |
|--------|---------|------------------------------|--------------|--------------|
| 16th   | 18      | <b>Galway Girl (0)</b>       | <b>2400m</b> | <b>2200m</b> |
|        |         | Position in running (margin) | -            | 16(18.0)     |
|        |         | Sectional time (s)           | 18.94        | 15.81        |
|        |         | Cumulative time (s)          | 214.32       | 195.38       |
|        |         | Speed (m/s)                  | 10.56        | 12.65        |
|        |         | Stride length (m)            | 5.43         | 5.80         |
|        |         | Stride duration (s)          | 0.451        | 0.459        |
|        |         | Stride efficiency (%)        | 46.13        | 52.66        |
|        |         | Stride count                 | 36.81        | 34.45        |

#### Disclaimer.

HRNZ and NZMTC and Thoroughbred Ratings Pty Ltd accepts no responsibility for the completeness or accuracy of any of the information contained herein, and makes no representations about its suitability for any particular purpose. Users should make their own judgements about those matters and/or seek independent advice. You assume all risks associated with use of the data provided on this page.

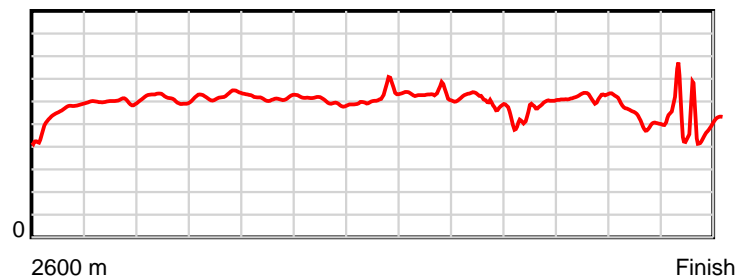


# Race Results

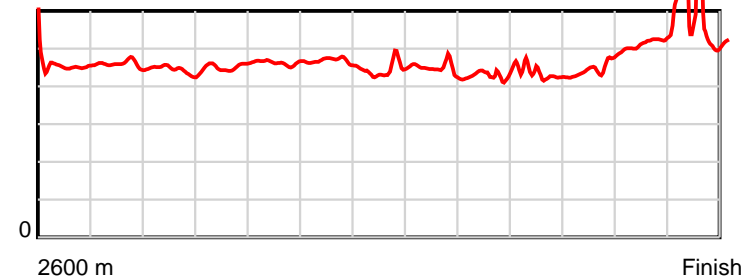
November 08, 2022, Race 12, FIRST DIRECT TAXIS TROT, Distance 2600m, Addington - Survey 3200m

| Result | TAB no. | Horse (Barrier)              | 2200m to     | 2000m to     | 1800m to     | 1600m to     | 1400m to     | 1200m to     | 1000m to    | 800m to     | 600m to     | 400m to     | 200m to   | Total or       | Margin |
|--------|---------|------------------------------|--------------|--------------|--------------|--------------|--------------|--------------|-------------|-------------|-------------|-------------|-----------|----------------|--------|
| 16th   | 18      | <b>Galway Girl (0)</b>       | <b>2000m</b> | <b>1800m</b> | <b>1600m</b> | <b>1400m</b> | <b>1200m</b> | <b>1000m</b> | <b>800m</b> | <b>600m</b> | <b>400m</b> | <b>200m</b> | <b>WP</b> | <b>Average</b> |        |
|        |         | Position in running (margin) | 16(24.2)     | 16(23.0)     | 16(22.0)     | 15(20.2)     | 16(17.2)     | 10(6.6)      | 8(5.3)      | 10(7.3)     | 14(9.4)     | 14(12.6)    | 16(47.5)  |                | 88.40  |
|        |         | Sectional time (s)           | 14.80        | 14.44        | 15.40        | 15.73        | 14.24        | 14.49        | 15.30       | 15.24       | 15.44       | 21.11       | 23.38     |                |        |
|        |         | Cumulative time (s)          | 179.57       | 164.77       | 150.33       | 134.93       | 119.20       | 104.96       | 90.47       | 75.17       | 59.93       | 44.49       | 23.38     | 3:34.32        |        |
|        |         | Speed (m/s)                  | 13.51        | 13.85        | 12.99        | 12.71        | 14.04        | 13.80        | 13.07       | 13.12       | 12.95       | 9.47        | 8.55      | 12.13          |        |
|        |         | Stride length (m)            | 5.99         | 6.27         | 6.01         | 5.93         | 6.22         | 6.09         | 5.61        | 5.61        | 5.93        | 5.02        | 5.02      | 5.74           |        |
|        |         | Stride duration (s)          | 0.443        | 0.453        | 0.463        | 0.466        | 0.443        | 0.441        | 0.429       | 0.428       | 0.458       | 0.530       | 0.587     | 0.473          |        |
|        |         | Stride efficiency (%)        | 56.04        | 61.48        | 56.46        | 54.93        | 60.44        | 57.98        | 49.25       | 49.23       | 54.97       | 39.43       | 39.38     | 51.44          |        |
|        |         | Stride count                 | 33.40        | 31.89        | 33.27        | 33.73        | 32.16        | 32.83        | 35.62       | 35.63       | 33.72       | 39.82       | 39.84     | 453.17         |        |

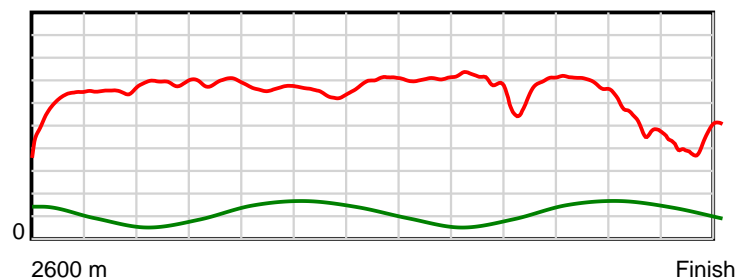
10 m Stride length



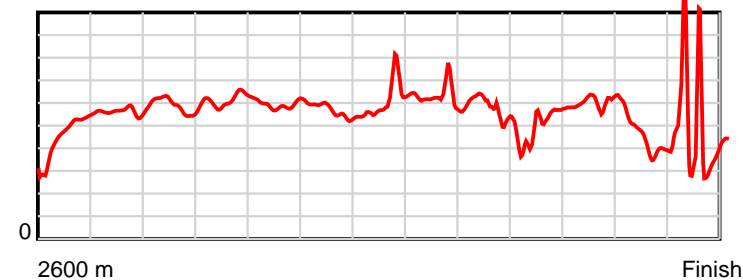
0.6 s Stride duration



20 m/sec Speed



100 % Stride efficiency



Note: Horizontal distance axis grid lines are 200m furlongs.

**Disclaimer.**

HRNZ and NZMTC and Thoroughbred Ratings Pty Ltd accepts no responsibility for the completeness or accuracy of any of the information contained herein, and makes no representations about its suitability for any particular purpose. Users should make their own judgements about those matters and/or seek independent advice. You assume all risks associated with use of the data provided on this page.