



Race Results

NZ Metropolitan Trotting Club Inc, HRNZ, November 08, 2022

Compilation date: November 8, 2022, 12:26:38 PM (NZDT)

Copyright © 2022 HRNZ and NZMTC. All rights reserved.

Trademarks.

StrideMASTER is a registered trademark of Thoroughbred Ratings Pty Ltd.

Disclaimer.

HRNZ and NZMTC and Thoroughbred Ratings Pty Ltd accepts no responsibility for the completeness or accuracy of any of the information contained herein, and makes no representations about its suitability for any particular purpose. Users should make their own judgements about those matters and/or seek independent advice. You assume all risks associated with use of the data provided on this page.



Race Results



November 08, 2022, Race 1, SAUNDERS ROBINSON BROWN HANDICAP TROT, Distance 2600m, Addington - Survey 3200m

Result	TAB no.	Horse (Barrier)	2600 to	2400m to
1st	6	Franco Josiah (3)	2400m	2200m
		Position in running (margin)	-	1(0.0)
		Sectional time (s)	16.45	14.72
		Cumulative time (s)	194.20	177.75
		Speed (m/s)	12.16	13.59
		Stride length (m)	5.56	6.23
		Stride duration (s)	0.446	0.458
		Stride efficiency (%)	48.34	60.56
		Stride count	35.96	32.13

Disclaimer.

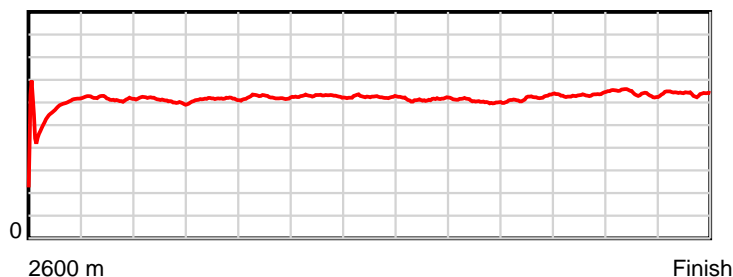
HRNZ and NZMTC and Thoroughbred Ratings Pty Ltd accepts no responsibility for the completeness or accuracy of any of the information contained herein, and makes no representations about its suitability for any particular purpose. Users should make their own judgements about those matters and/or seek independent advice. You assume all risks associated with use of the data provided on this page.

Race Results

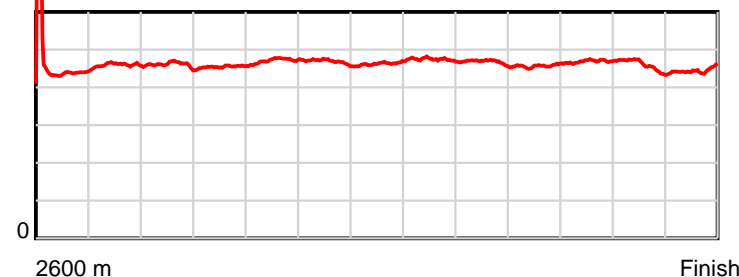
November 08, 2022, Race 1, SAUNDERS ROBINSON BROWN HANDICAP TROT, Distance 2600m, Addington - Survey 3200m

Result	TAB no.	Horse (Barrier)	2200m to	2000m to	1800m to	1600m to	1400m to	1200m to	1000m to	800m to	600m to	400m to	200m to	Total or	Margin
1st	6	Franco Josiah (3)	2000m	1800m	1600m	1400m	1200m	1000m	800m	600m	400m	200m	WP	Average	
		Position in running (margin)	1(0.0)	1(0.0)	1(0.0)	1(0.0)	1(0.0)	1(0.0)	1(0.0)	1(0.0)	1(0.0)	1(0.0)	1(0.0)		0.00
		Sectional time (s)	15.01	14.71	15.22	14.79	14.77	15.23	15.51	14.79	14.89	14.35	13.76		
		Cumulative time (s)	163.03	148.02	133.31	118.09	103.30	88.53	73.30	57.79	43.00	28.11	13.76	3:14.20	
		Speed (m/s)	13.32	13.60	13.14	13.52	13.54	13.13	12.89	13.52	13.43	13.94	14.53	13.39	
		Stride length (m)	6.12	6.16	6.19	6.31	6.26	6.19	6.01	6.17	6.28	6.37	6.48	6.17	
		Stride duration (s)	0.460	0.453	0.471	0.467	0.462	0.472	0.466	0.456	0.468	0.457	0.446	0.461	
		Stride efficiency (%)	58.61	59.35	59.82	62.30	61.31	59.96	56.46	59.43	61.68	63.46	65.52	59.53	
		Stride count	32.66	32.45	32.32	31.68	31.93	32.29	33.27	32.43	31.83	31.39	30.89	421.23	

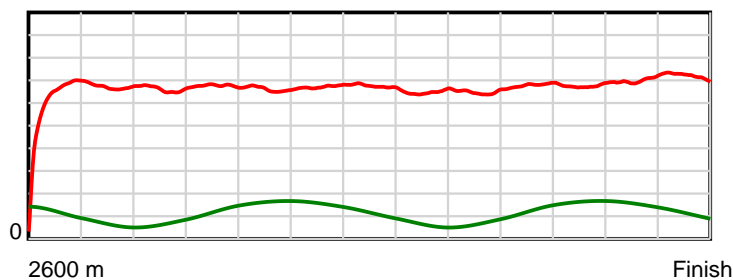
10 m Stride length



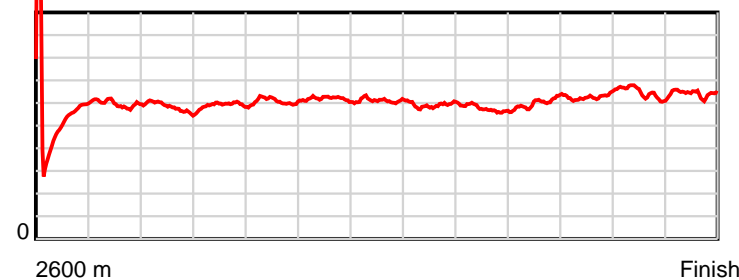
0.5 s Stride duration



20 m/sec Speed



100 % Stride efficiency



Note: Horizontal distance axis grid lines are 200m furlongs.

Disclaimer.

HRNZ and NZMTC and Thoroughbred Ratings Pty Ltd accepts no responsibility for the completeness or accuracy of any of the information contained herein, and makes no representations about its suitability for any particular purpose. Users should make their own judgements about those matters and/or seek independent advice. You assume all risks associated with use of the data provided on this page.



Race Results



November 08, 2022, Race 1, SAUNDERS ROBINSON BROWN HANDICAP TROT, Distance 2600m, Addington - Survey 3200m

Result	TAB no.	Horse (Barrier)	2600 to	2400m to
2nd	11	Harold Smith (13)	2400m	2200m
		Position in running (margin)	-	5(7.0)
		Sectional time (s)	17.43	15.60
		Cumulative time (s)	194.34	176.91
		Speed (m/s)	11.48	12.82
		Stride length (m)	5.89	6.16
		Stride duration (s)	0.474	0.480
		Stride efficiency (%)	54.25	59.21
		Stride count	33.94	32.49

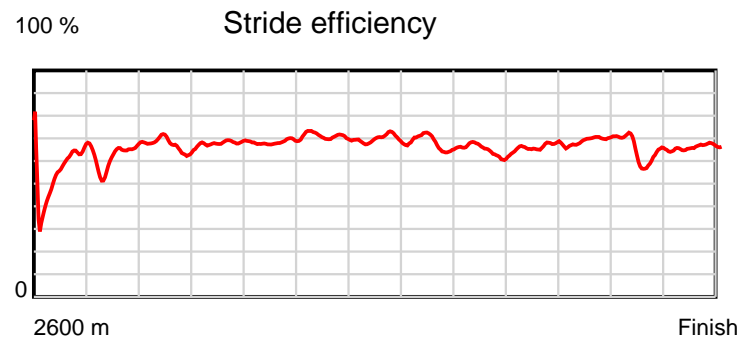
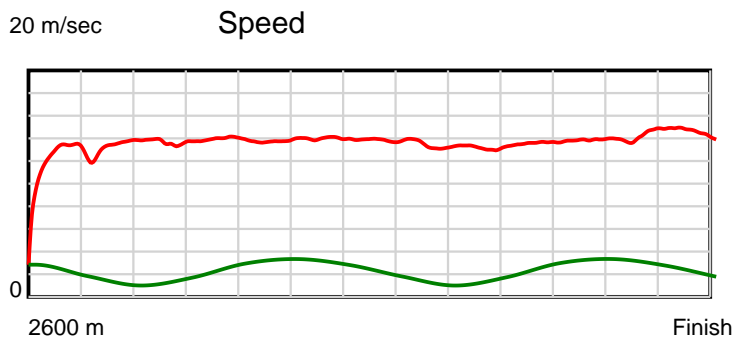
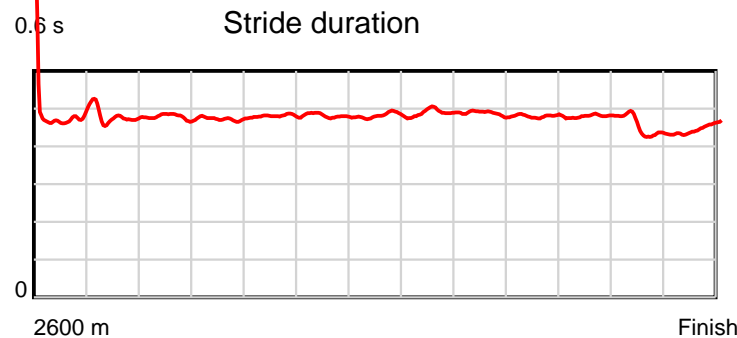
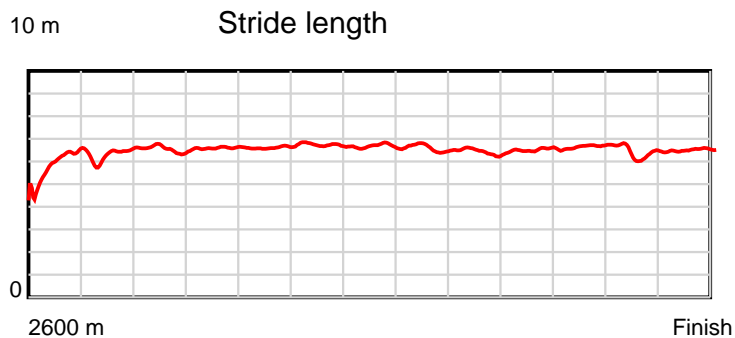
Disclaimer.

HRNZ and NZMTC and Thoroughbred Ratings Pty Ltd accepts no responsibility for the completeness or accuracy of any of the information contained herein, and makes no representations about its suitability for any particular purpose. Users should make their own judgements about those matters and/or seek independent advice. You assume all risks associated with use of the data provided on this page.

Race Results

November 08, 2022, Race 1, SAUNDERS ROBINSON BROWN HANDICAP TROT, Distance 2600m, Addington - Survey 3200m

Result	TAB no.	Horse (Barrier)	2200m to	2000m to	1800m to	1600m to	1400m to	1200m to	1000m to	800m to	600m to	400m to	200m to	Total or	Margin
2nd	11	Harold Smith (13)	2000m	1800m	1600m	1400m	1200m	1000m	800m	600m	400m	200m	WP	Average	
		Position in running (margin)	8(12.2)	8(12.2)	7(10.6)	6(8.2)	5(5.5)	4(4.1)	5(3.7)	5(4.3)	4(3.9)	4(3.0)	2(0.9)		0.80
		Sectional time (s)	15.00	14.45	14.82	14.35	14.52	15.16	15.62	14.72	14.75	13.99	13.93		
		Cumulative time (s)	161.31	146.31	131.86	117.04	102.69	88.17	73.01	57.39	42.67	27.92	13.93	3:14.34	
		Speed (m/s)	13.33	13.84	13.50	13.94	13.77	13.19	12.80	13.59	13.56	14.30	14.36	13.38	
		Stride length (m)	6.37	6.54	6.48	6.70	6.62	6.46	6.22	6.51	6.51	6.39	6.46	6.40	
		Stride duration (s)	0.478	0.473	0.480	0.481	0.481	0.490	0.486	0.479	0.480	0.447	0.450	0.479	
		Stride efficiency (%)	63.39	66.87	65.70	70.15	68.57	65.21	60.55	66.24	66.29	63.71	65.27	64.06	
		Stride count	31.40	30.57	30.84	29.85	30.19	30.96	32.13	30.72	30.71	31.32	30.95	406.07	



Note: Horizontal distance axis grid lines are 200m furlongs.

Disclaimer.

HRNZ and NZMTC and Thoroughbred Ratings Pty Ltd accepts no responsibility for the completeness or accuracy of any of the information contained herein, and makes no representations about its suitability for any particular purpose. Users should make their own judgements about those matters and/or seek independent advice. You assume all risks associated with use of the data provided on this page.



Race Results



November 08, 2022, Race 1, SAUNDERS ROBINSON BROWN HANDICAP TROT, Distance 2600m, Addington - Survey 3200m

Result	TAB no.	Horse (Barrier)	2600 to	2400m to
3rd	12	Peregrine (14)	2400m	2200m
		Position in running (margin)	-	4(4.5)
		Sectional time (s)	17.13	15.25
		Cumulative time (s)	194.43	177.30
		Speed (m/s)	11.68	13.11
		Stride length (m)	5.94	6.33
		Stride duration (s)	0.469	0.482
		Stride efficiency (%)	55.08	62.55
		Stride count	33.69	31.61

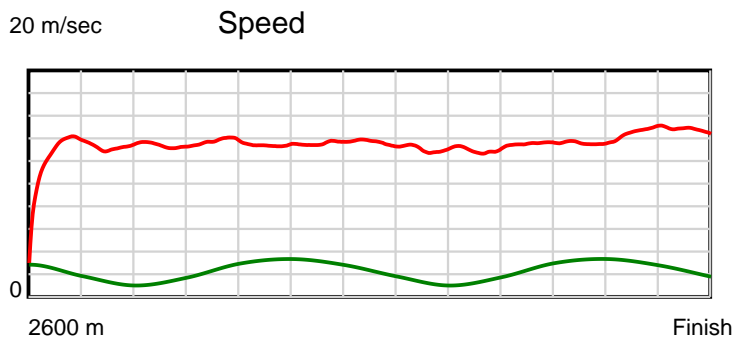
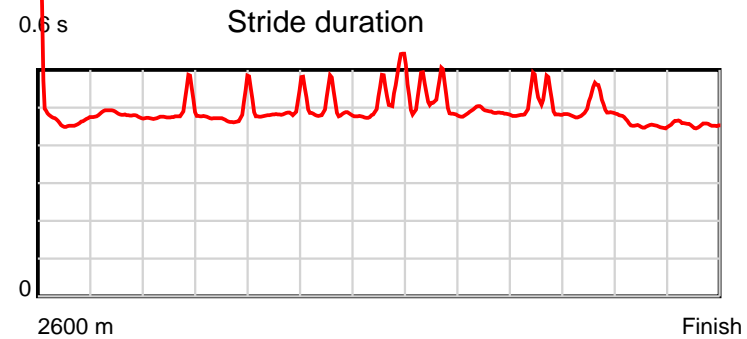
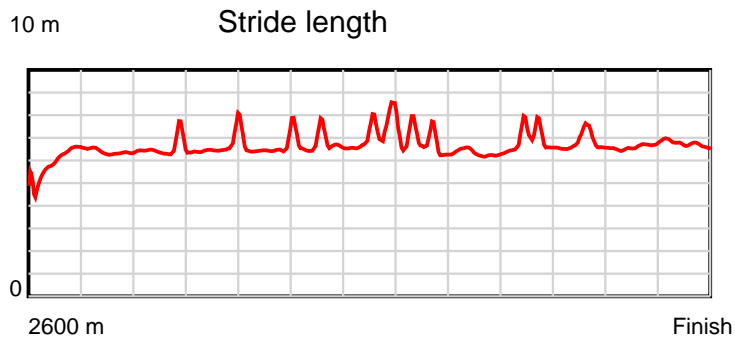
Disclaimer.

HRNZ and NZMTC and Thoroughbred Ratings Pty Ltd accepts no responsibility for the completeness or accuracy of any of the information contained herein, and makes no representations about its suitability for any particular purpose. Users should make their own judgements about those matters and/or seek independent advice. You assume all risks associated with use of the data provided on this page.

Race Results

November 08, 2022, Race 1, SAUNDERS ROBINSON BROWN HANDICAP TROT, Distance 2600m, Addington - Survey 3200m

Result	TAB no.	Horse (Barrier)	2200m to	2000m to	1800m to	1600m to	1400m to	1200m to	1000m to	800m to	600m to	400m to	200m to	Total or	Margin
3rd	12	Peregrine (14)	2000m	1800m	1600m	1400m	1200m	1000m	800m	600m	400m	200m	WP	Average	
		Position in running (margin)	4(7.7)	4(8.5)	4(8.1)	5(6.6)	6(5.8)	6(5.5)	7(6.1)	7(6.5)	7(6.4)	8(5.9)	6(3.0)		1.30
		Sectional time (s)	15.15	14.64	14.98	14.65	14.72	15.33	15.57	14.78	14.82	13.87	13.54		
		Cumulative time (s)	162.05	146.90	132.26	117.28	102.63	87.91	72.58	57.01	42.23	27.41	13.54	3:14.43	
		Speed (m/s)	13.20	13.66	13.35	13.65	13.59	13.05	12.85	13.53	13.50	14.42	14.77	13.37	
		Stride length (m)	6.37	6.53	6.49	6.68	6.87	6.59	6.28	6.71	6.66	6.55	6.72	6.51	
		Stride duration (s)	0.483	0.478	0.486	0.489	0.506	0.505	0.488	0.496	0.494	0.454	0.455	0.487	
		Stride efficiency (%)	63.48	66.57	65.88	69.72	73.82	67.96	61.53	70.40	69.39	67.13	70.56	66.21	
		Stride count	31.38	30.64	30.80	29.94	29.10	30.33	31.87	29.80	30.01	30.51	29.76	399.44	



Note: Horizontal distance axis grid lines are 200m furlongs.

Disclaimer.

HRNZ and NZMTC and Thoroughbred Ratings Pty Ltd accepts no responsibility for the completeness or accuracy of any of the information contained herein, and makes no representations about its suitability for any particular purpose. Users should make their own judgements about those matters and/or seek independent advice. You assume all risks associated with use of the data provided on this page.



Race Results



November 08, 2022, Race 1, SAUNDERS ROBINSON BROWN HANDICAP TROT, Distance 2600m, Addington - Survey 3200m

Result	TAB no.	Horse (Barrier)	2600 to	2400m to
4th	7	Love N The Por... (4)	2400m	2200m
		Position in running (margin)	-	9(9.3)
		Sectional time (s)	17.94	15.53
		Cumulative time (s)	194.48	176.54
		Speed (m/s)	11.15	12.88
		Stride length (m)	5.64	5.98
		Stride duration (s)	0.463	0.464
		Stride efficiency (%)	49.75	55.83
		Stride count	35.45	33.46

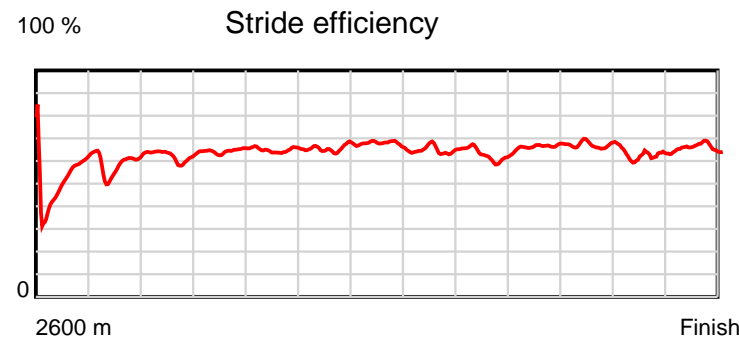
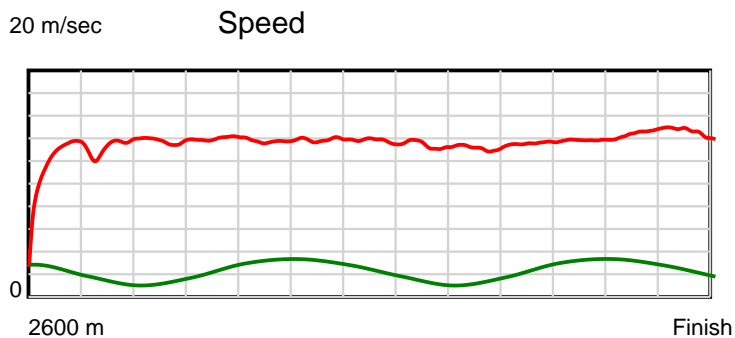
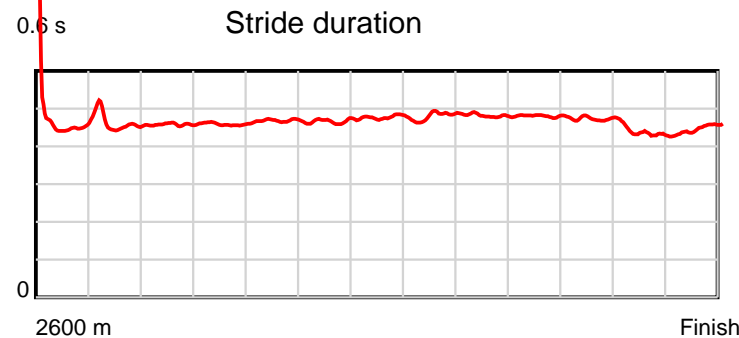
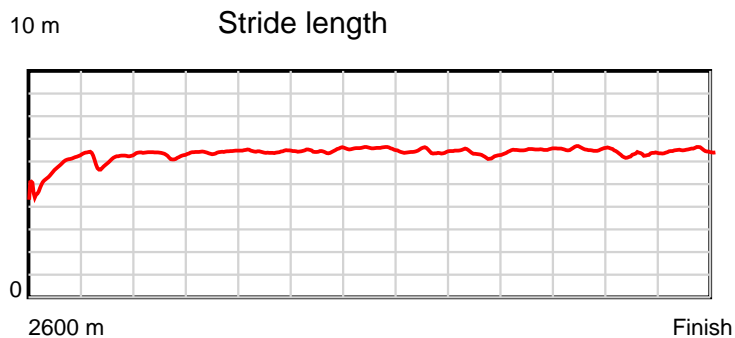
Disclaimer.

HRNZ and NZMTC and Thoroughbred Ratings Pty Ltd accepts no responsibility for the completeness or accuracy of any of the information contained herein, and makes no representations about its suitability for any particular purpose. Users should make their own judgements about those matters and/or seek independent advice. You assume all risks associated with use of the data provided on this page.

Race Results

November 08, 2022, Race 1, SAUNDERS ROBINSON BROWN HANDICAP TROT, Distance 2600m, Addington - Survey 3200m

Result	TAB no.	Horse (Barrier)	2200m to	2000m to	1800m to	1600m to	1400m to	1200m to	1000m to	800m to	600m to	400m to	200m to	Total or	Margin
4th	7	Love N The Por... (4)	2000m	1800m	1600m	1400m	1200m	1000m	800m	600m	400m	200m	WP	Average	
		Position in running (margin)	9(14.1)	9(14.4)	9(12.7)	8(10.1)	7(7.6)	7(6.1)	6(5.9)	6(6.3)	6(5.8)	6(4.4)	3(1.7)		1.50
		Sectional time (s)	15.04	14.44	14.78	14.38	14.52	15.19	15.58	14.71	14.65	13.91	13.81		
		Cumulative time (s)	161.01	145.97	131.53	116.75	102.37	87.85	72.66	57.08	42.37	27.72	13.81	3:14.48	
		Speed (m/s)	13.30	13.85	13.53	13.91	13.77	13.17	12.84	13.60	13.65	14.38	14.48	13.37	
		Stride length (m)	6.09	6.36	6.33	6.48	6.57	6.32	6.17	6.53	6.44	6.23	6.50	6.27	
		Stride duration (s)	0.458	0.459	0.468	0.466	0.477	0.480	0.481	0.481	0.472	0.434	0.449	0.469	
		Stride efficiency (%)	57.95	63.17	62.54	65.68	67.55	62.49	59.57	66.72	64.78	60.69	66.09	61.45	
		Stride count	32.84	31.46	31.61	30.85	30.42	31.63	32.39	30.61	31.06	32.09	30.75	414.62	



Note: Horizontal distance axis grid lines are 200m furlongs.

Disclaimer.

HRNZ and NZMTC and Thoroughbred Ratings Pty Ltd accepts no responsibility for the completeness or accuracy of any of the information contained herein, and makes no representations about its suitability for any particular purpose. Users should make their own judgements about those matters and/or seek independent advice. You assume all risks associated with use of the data provided on this page.



Race Results



November 08, 2022, Race 1, SAUNDERS ROBINSON BROWN HANDICAP TROT, Distance 2600m, Addington - Survey 3200m

Result	TAB no.	Horse (Barrier)	2600 to	2400m to
5th	13	My Moment's No... (5)	2400m	2200m
		Position in running (margin)	-	11(12.4)
		Sectional time (s)	18.34	15.41
		Cumulative time (s)	195.11	176.77
		Speed (m/s)	10.91	12.98
		Stride length (m)	6.12	6.14
		Stride duration (s)	0.474	0.474
		Stride efficiency (%)	58.50	58.99
		Stride count	32.69	32.55

Disclaimer.

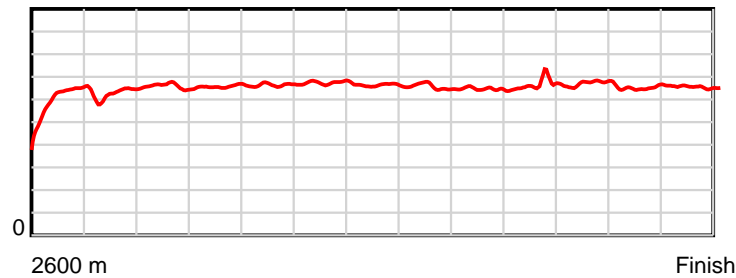
HRNZ and NZMTC and Thoroughbred Ratings Pty Ltd accepts no responsibility for the completeness or accuracy of any of the information contained herein, and makes no representations about its suitability for any particular purpose. Users should make their own judgements about those matters and/or seek independent advice. You assume all risks associated with use of the data provided on this page.

Race Results

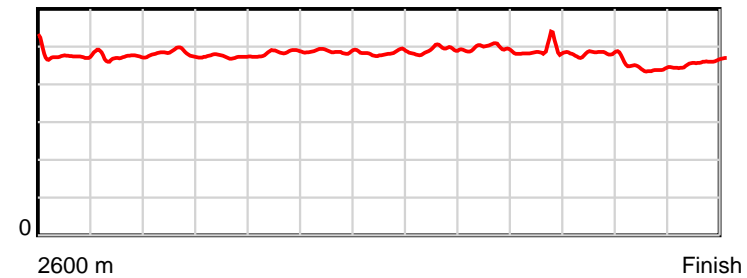
November 08, 2022, Race 1, SAUNDERS ROBINSON BROWN HANDICAP TROT, Distance 2600m, Addington - Survey 3200m

Result	TAB no.	Horse (Barrier)	2200m to	2000m to	1800m to	1600m to	1400m to	1200m to	1000m to	800m to	600m to	400m to	200m to	Total or	Margin
5th	13	My Moment's No... (5)	2000m	1800m	1600m	1400m	1200m	1000m	800m	600m	400m	200m	WP	Average	
		Position in running (margin)	10(16.6)	10(16.9)	10(15.2)	10(12.2)	10(9.9)	9(8.2)	8(8.1)	8(8.0)	8(7.3)	7(5.6)	7(4.5)		5.10
		Sectional time (s)	15.04	14.44	14.72	14.41	14.49	15.20	15.49	14.69	14.61	14.16	14.11		
		Cumulative time (s)	161.36	146.32	131.88	117.16	102.75	88.26	73.06	57.57	42.88	28.27	14.11	3:15.11	
		Speed (m/s)	13.30	13.85	13.59	13.88	13.80	13.16	12.91	13.61	13.69	14.12	14.17	13.33	
		Stride length (m)	6.42	6.56	6.58	6.76	6.67	6.46	6.40	6.64	6.57	6.24	6.52	6.46	
		Stride duration (s)	0.483	0.474	0.484	0.487	0.483	0.491	0.496	0.487	0.480	0.442	0.460	0.485	
		Stride efficiency (%)	64.37	67.33	67.75	71.48	69.42	65.25	64.07	68.79	67.44	60.83	66.44	65.26	
		Stride count	31.16	30.47	30.38	29.57	30.01	30.95	31.24	30.14	30.44	32.06	30.67	402.33	

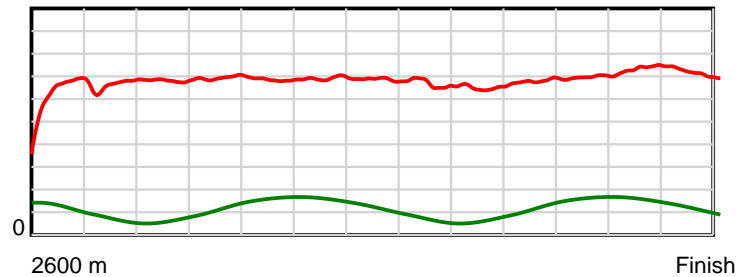
10 m Stride length



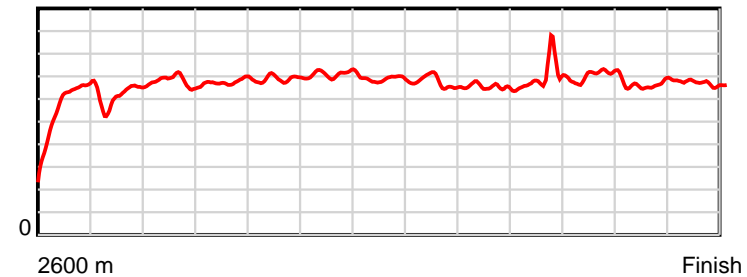
0.6 s Stride duration



20 m/sec Speed



100 % Stride efficiency



Note: Horizontal distance axis grid lines are 200m furlongs.

Disclaimer.

HRNZ and NZMTC and Thoroughbred Ratings Pty Ltd accepts no responsibility for the completeness or accuracy of any of the information contained herein, and makes no representations about its suitability for any particular purpose. Users should make their own judgements about those matters and/or seek independent advice. You assume all risks associated with use of the data provided on this page.



Race Results



November 08, 2022, Race 1, SAUNDERS ROBINSON BROWN HANDICAP TROT, Distance 2600m, Addington - Survey 3200m

Result	TAB no.	Horse (Barrier)	2600 to	2400m to
6th	8	Son Of Patrick (7)	2400m	2200m
		Position in running (margin)	-	13(13.6)
		Sectional time (s)	18.45	15.70
		Cumulative time (s)	195.28	176.83
		Speed (m/s)	10.84	12.74
		Stride length (m)	5.49	6.11
		Stride duration (s)	0.455	0.480
		Stride efficiency (%)	47.08	58.37
		Stride count	36.44	32.72

Disclaimer.

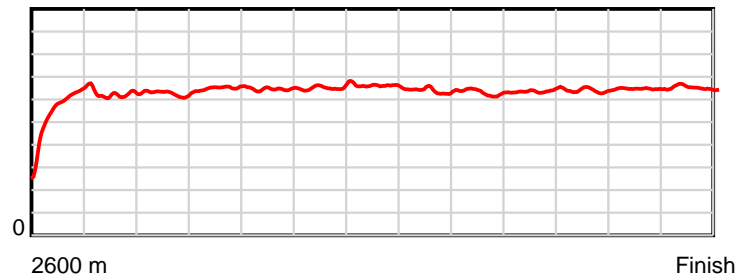
HRNZ and NZMTC and Thoroughbred Ratings Pty Ltd accepts no responsibility for the completeness or accuracy of any of the information contained herein, and makes no representations about its suitability for any particular purpose. Users should make their own judgements about those matters and/or seek independent advice. You assume all risks associated with use of the data provided on this page.

Race Results

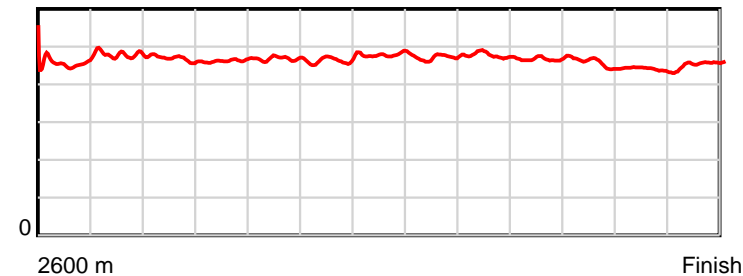
November 08, 2022, Race 1, SAUNDERS ROBINSON BROWN HANDICAP TROT, Distance 2600m, Addington - Survey 3200m

Result	TAB no.	Horse (Barrier)	2200m to	2000m to	1800m to	1600m to	1400m to	1200m to	1000m to	800m to	600m to	400m to	200m to	Total or	Margin
6th	8	Son Of Patrick (7)	2000m	1800m	1600m	1400m	1200m	1000m	800m	600m	400m	200m	WP	Average	
		Position in running (margin)	12(19.4)	12(21.8)	12(19.0)	12(16.2)	12(13.0)	12(11.7)	12(11.4)	12(12.0)	12(11.5)	11(8.6)	10(5.3)		6.00
		Sectional time (s)	15.40	14.25	14.76	14.26	14.55	15.18	15.61	14.70	14.41	13.81	14.20		
		Cumulative time (s)	161.13	145.73	131.48	116.72	102.46	87.91	72.73	57.12	42.42	28.01	14.20	3:15.28	
		Speed (m/s)	12.99	14.04	13.55	14.03	13.75	13.18	12.81	13.61	13.88	14.48	14.08	13.31	
		Stride length (m)	6.09	6.49	6.34	6.52	6.57	6.21	6.10	6.36	6.31	6.35	6.43	6.25	
		Stride duration (s)	0.469	0.462	0.468	0.465	0.478	0.471	0.476	0.467	0.454	0.439	0.457	0.469	
		Stride efficiency (%)	57.94	65.74	62.85	66.46	67.39	60.32	58.14	63.20	62.14	63.00	64.67	60.97	
		Stride count	32.85	30.84	31.54	30.67	30.45	32.19	32.79	31.45	31.72	31.50	31.09	416.25	

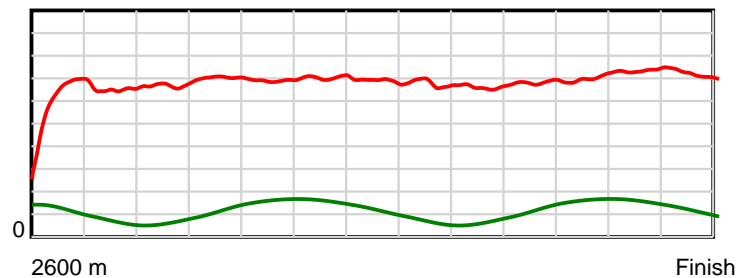
10 m Stride length



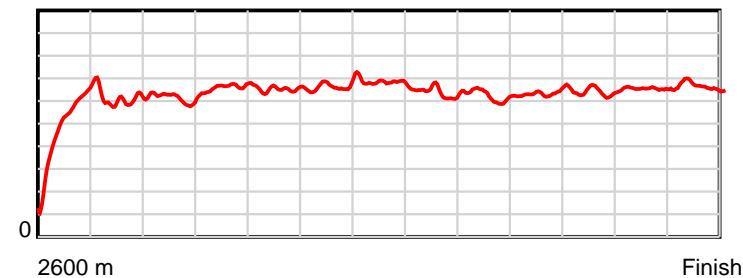
0.6 s Stride duration



20 m/sec Speed



100 % Stride efficiency



Note: Horizontal distance axis grid lines are 200m furlongs.

Disclaimer.

HRNZ and NZMTC and Thoroughbred Ratings Pty Ltd accepts no responsibility for the completeness or accuracy of any of the information contained herein, and makes no representations about its suitability for any particular purpose. Users should make their own judgements about those matters and/or seek independent advice. You assume all risks associated with use of the data provided on this page.



Race Results



November 08, 2022, Race 1, SAUNDERS ROBINSON BROWN HANDICAP TROT, Distance 2600m, Addington - Survey 3200m

Result	TAB no.	Horse (Barrier)	2600 to	2400m to
7th	9	I Dream Of Jea... (10)	2400m	2200m
		Position in running (margin)	-	7(7.2)
		Sectional time (s)	17.49	15.12
		Cumulative time (s)	195.77	178.28
		Speed (m/s)	11.44	13.23
		Stride length (m)	5.88	6.26
		Stride duration (s)	0.475	0.473
		Stride efficiency (%)	54.10	61.32
		Stride count	33.99	31.93

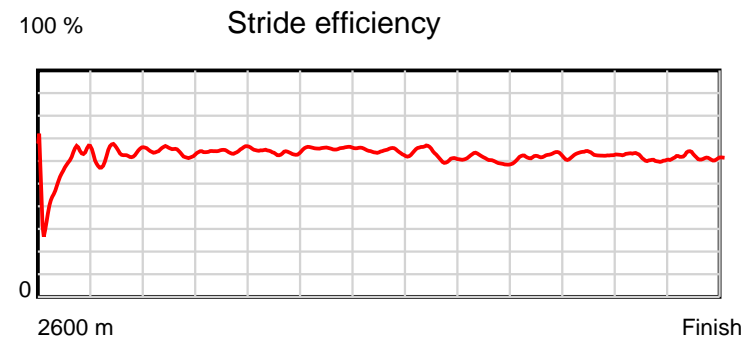
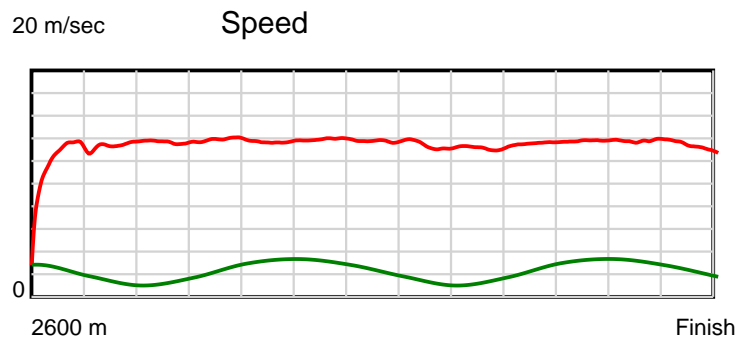
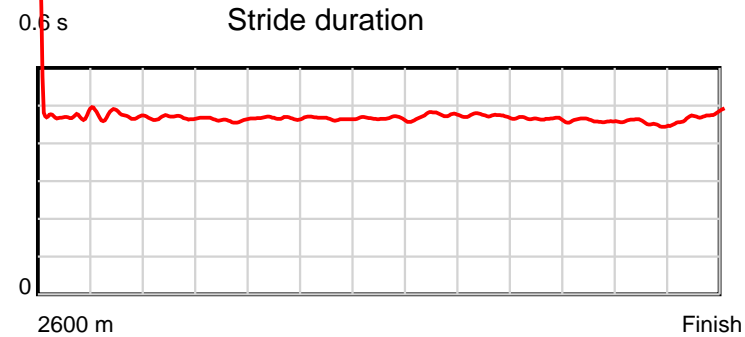
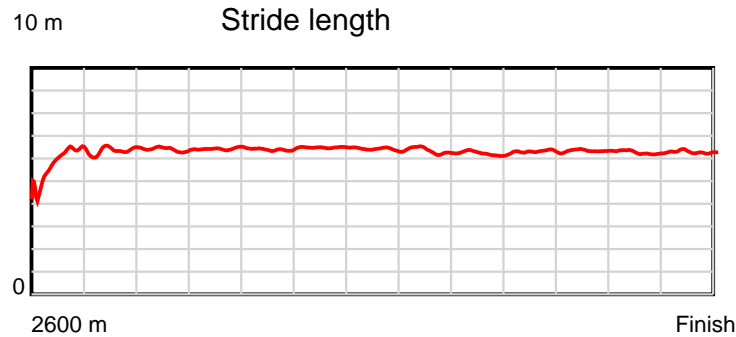
Disclaimer.

HRNZ and NZMTC and Thoroughbred Ratings Pty Ltd accepts no responsibility for the completeness or accuracy of any of the information contained herein, and makes no representations about its suitability for any particular purpose. Users should make their own judgements about those matters and/or seek independent advice. You assume all risks associated with use of the data provided on this page.

Race Results

November 08, 2022, Race 1, SAUNDERS ROBINSON BROWN HANDICAP TROT, Distance 2600m, Addington - Survey 3200m

Result	TAB no.	Horse (Barrier)	2200m to	2000m to	1800m to	1600m to	1400m to	1200m to	1000m to	800m to	600m to	400m to	200m to	Total or	Margin
7th	9	I Dream Of Jea... (10)	2000m	1800m	1600m	1400m	1200m	1000m	800m	600m	400m	200m	WP	Average	
		Position in running (margin)	5(9.6)	5(10.4)	5(8.7)	4(6.0)	3(3.7)	3(2.3)	3(2.1)	2(2.2)	2(1.9)	2(0.6)	4(2.2)		8.70
		Sectional time (s)	15.14	14.44	14.77	14.41	14.53	15.20	15.53	14.74	14.68	14.62	15.10		
		Cumulative time (s)	163.16	148.02	133.58	118.81	104.40	89.87	74.67	59.14	44.40	29.72	15.10	3:15.77	
		Speed (m/s)	13.21	13.85	13.54	13.88	13.76	13.16	12.88	13.57	13.62	13.68	13.25	13.28	
		Stride length (m)	6.18	6.40	6.32	6.46	6.41	6.25	6.09	6.30	6.26	6.21	6.29	6.25	
		Stride duration (s)	0.468	0.462	0.467	0.466	0.466	0.475	0.473	0.464	0.460	0.454	0.475	0.471	
		Stride efficiency (%)	59.65	64.07	62.45	65.31	64.27	60.97	57.95	62.02	61.31	60.20	61.78	61.08	
		Stride count	32.37	31.23	31.64	30.94	31.19	32.02	32.84	31.75	31.93	32.22	31.81	415.86	



Note: Horizontal distance axis grid lines are 200m furlongs.

Disclaimer.

HRNZ and NZMTC and Thoroughbred Ratings Pty Ltd accepts no responsibility for the completeness or accuracy of any of the information contained herein, and makes no representations about its suitability for any particular purpose. Users should make their own judgements about those matters and/or seek independent advice. You assume all risks associated with use of the data provided on this page.



Race Results



November 08, 2022, Race 1, SAUNDERS ROBINSON BROWN HANDICAP TROT, Distance 2600m, Addington - Survey 3200m

Result	TAB no.	Horse (Barrier)	2600 to	2400m to
8th	5	The Fox (0)	2400m	2200m
		Position in running (margin)	-	3(1.9)
		Sectional time (s)	16.74	15.01
		Cumulative time (s)	195.88	179.14
		Speed (m/s)	11.95	13.32
		Stride length (m)	5.52	6.43
		Stride duration (s)	0.456	0.482
		Stride efficiency (%)	47.57	64.56
		Stride count	36.25	31.11

Disclaimer.

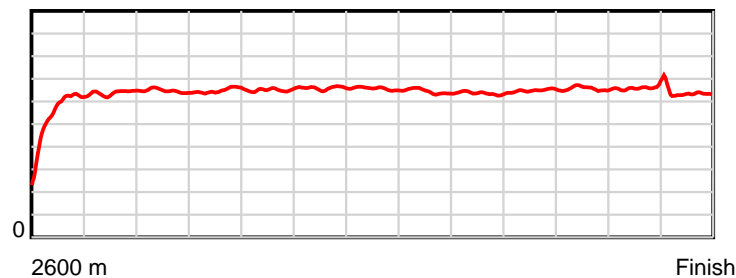
HRNZ and NZMTC and Thoroughbred Ratings Pty Ltd accepts no responsibility for the completeness or accuracy of any of the information contained herein, and makes no representations about its suitability for any particular purpose. Users should make their own judgements about those matters and/or seek independent advice. You assume all risks associated with use of the data provided on this page.

Race Results

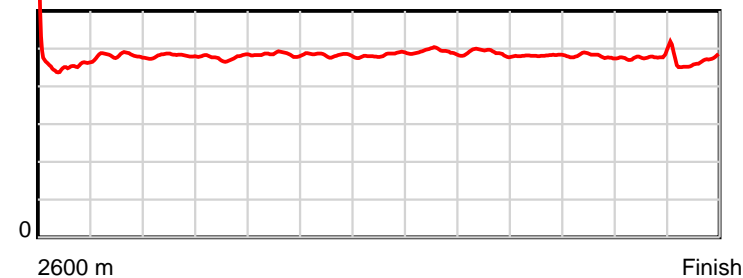
November 08, 2022, Race 1, SAUNDERS ROBINSON BROWN HANDICAP TROT, Distance 2600m, Addington - Survey 3200m

Result	TAB no.	Horse (Barrier)	2200m to	2000m to	1800m to	1600m to	1400m to	1200m to	1000m to	800m to	600m to	400m to	200m to	Total or	Margin
8th	5	The Fox (0)	2000m	1800m	1600m	1400m	1200m	1000m	800m	600m	400m	200m	WP	Average	
		Position in running (margin)	3(3.6)	3(5.6)	3(5.4)	3(4.6)	4(4.3)	5(4.3)	4(2.8)	4(4.2)	5(4.6)	5(4.2)	8(4.7)		9.30
		Sectional time (s)	15.33	14.68	15.09	14.75	14.77	14.99	15.74	14.87	14.82	14.44	14.65		
		Cumulative time (s)	164.13	148.80	134.12	119.03	104.28	89.51	74.52	58.78	43.91	29.09	14.65	3:15.88	
		Speed (m/s)	13.05	13.62	13.25	13.56	13.54	13.34	12.71	13.45	13.50	13.85	13.65	13.27	
		Stride length (m)	6.28	6.49	6.43	6.54	6.55	6.57	6.22	6.48	6.48	6.65	6.36	6.37	
		Stride duration (s)	0.481	0.477	0.485	0.482	0.484	0.492	0.489	0.482	0.480	0.480	0.466	0.480	
		Stride efficiency (%)	61.55	65.88	64.57	66.82	67.05	67.49	60.41	65.68	65.63	69.07	63.22	63.43	
		Stride count	31.87	30.80	31.11	30.58	30.53	30.43	32.17	30.85	30.86	30.08	31.44	408.08	

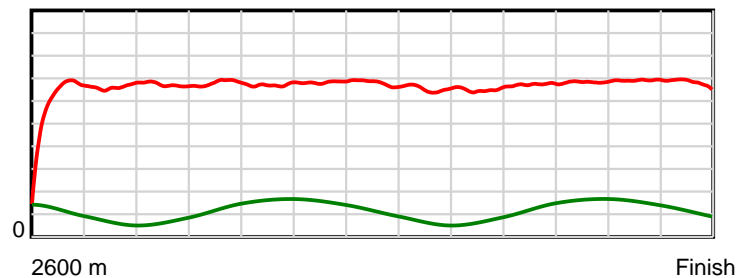
10 m Stride length



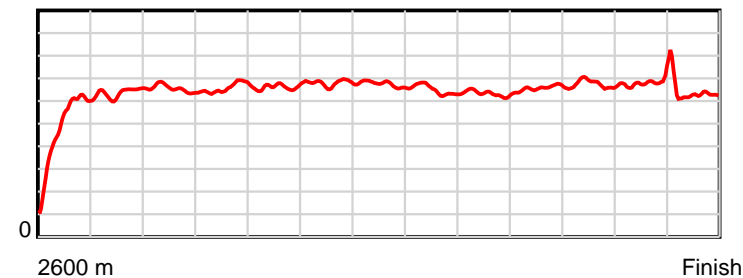
0.5 s Stride duration



20 m/sec Speed



100 % Stride efficiency



Note: Horizontal distance axis grid lines are 200m furlongs.

Disclaimer.

HRNZ and NZMTC and Thoroughbred Ratings Pty Ltd accepts no responsibility for the completeness or accuracy of any of the information contained herein, and makes no representations about its suitability for any particular purpose. Users should make their own judgements about those matters and/or seek independent advice. You assume all risks associated with use of the data provided on this page.



Race Results



November 08, 2022, Race 1, SAUNDERS ROBINSON BROWN HANDICAP TROT, Distance 2600m, Addington - Survey 3200m

Result	TAB no.	Horse (Barrier)	2600 to	2400m to
9th	16	Call Me Troubl... (1)	2400m	2200m
		Position in running (margin)	-	12(12.5)
		Sectional time (s)	18.45	15.65
		Cumulative time (s)	195.89	177.44
		Speed (m/s)	10.84	12.78
		Stride length (m)	5.80	5.87
		Stride duration (s)	0.440	0.460
		Stride efficiency (%)	52.61	53.93
		Stride count	34.47	34.04

Disclaimer.

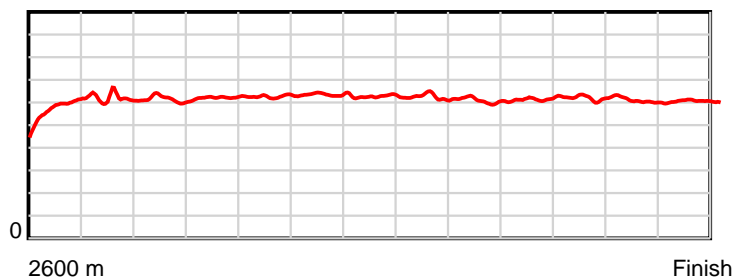
HRNZ and NZMTC and Thoroughbred Ratings Pty Ltd accepts no responsibility for the completeness or accuracy of any of the information contained herein, and makes no representations about its suitability for any particular purpose. Users should make their own judgements about those matters and/or seek independent advice. You assume all risks associated with use of the data provided on this page.

Race Results

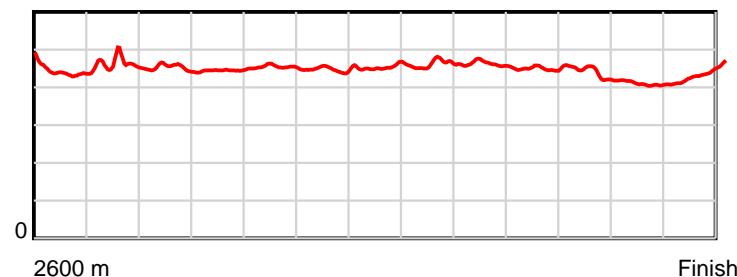
November 08, 2022, Race 1, SAUNDERS ROBINSON BROWN HANDICAP TROT, Distance 2600m, Addington - Survey 3200m

Result	TAB no.	Horse (Barrier)	2200m to	2000m to	1800m to	1600m to	1400m to	1200m to	1000m to	800m to	600m to	400m to	200m to	Total or	Margin
9th	16	Call Me Troubl... (1)	2000m	1800m	1600m	1400m	1200m	1000m	800m	600m	400m	200m	WP	Average	
		Position in running (margin)	11(18.1)	11(19.4)	11(17.0)	11(14.1)	11(11.4)	11(9.8)	10(9.5)	10(10.2)	10(9.4)	9(6.8)	9(5.2)		9.40
		Sectional time (s)	15.23	14.30	14.75	14.33	14.51	15.17	15.63	14.65	14.47	14.08	14.67		
		Cumulative time (s)	161.79	146.56	132.26	117.51	103.18	88.67	73.50	57.87	43.22	28.75	14.67	3:15.89	
		Speed (m/s)	13.13	13.99	13.56	13.96	13.78	13.18	12.80	13.65	13.82	14.20	13.63	13.27	
		Stride length (m)	5.93	6.23	6.15	6.26	6.25	6.09	5.89	6.15	6.02	5.80	6.00	6.03	
		Stride duration (s)	0.452	0.445	0.454	0.448	0.454	0.462	0.460	0.450	0.435	0.409	0.440	0.454	
		Stride efficiency (%)	55.00	60.62	59.13	61.19	61.05	57.87	54.21	59.05	56.60	52.62	56.32	56.82	
		Stride count	33.71	32.11	32.51	31.96	32.00	32.87	33.96	32.54	33.23	34.47	33.32	431.19	

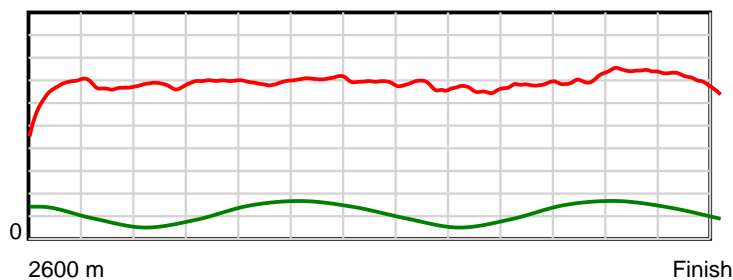
10 m Stride length



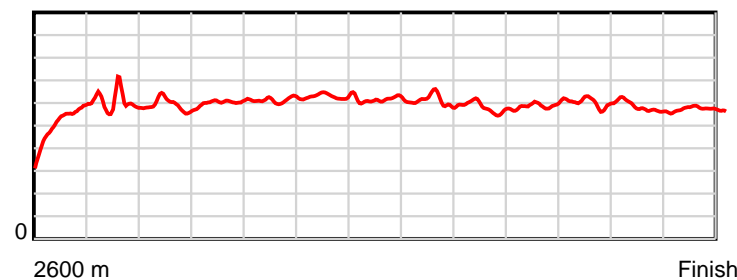
0.6 s Stride duration



20 m/sec Speed



100 % Stride efficiency



Note: Horizontal distance axis grid lines are 200m furlongs.

Disclaimer.

HRNZ and NZMTC and Thoroughbred Ratings Pty Ltd accepts no responsibility for the completeness or accuracy of any of the information contained herein, and makes no representations about its suitability for any particular purpose. Users should make their own judgements about those matters and/or seek independent advice. You assume all risks associated with use of the data provided on this page.



Race Results



November 08, 2022, Race 1, SAUNDERS ROBINSON BROWN HANDICAP TROT, Distance 2600m, Addington - Survey 3200m

Result	TAB no.	Horse (Barrier)	2600 to	2400m to
10th	4	Light Of Da Mo... (2)	2400m	2200m
		Position in running (margin)	-	2(0.7)
		Sectional time (s)	16.55	14.95
		Cumulative time (s)	195.90	179.35
		Speed (m/s)	12.09	13.38
		Stride length (m)	5.67	6.31
		Stride duration (s)	0.470	0.472
		Stride efficiency (%)	50.31	62.26
		Stride count	35.25	31.69

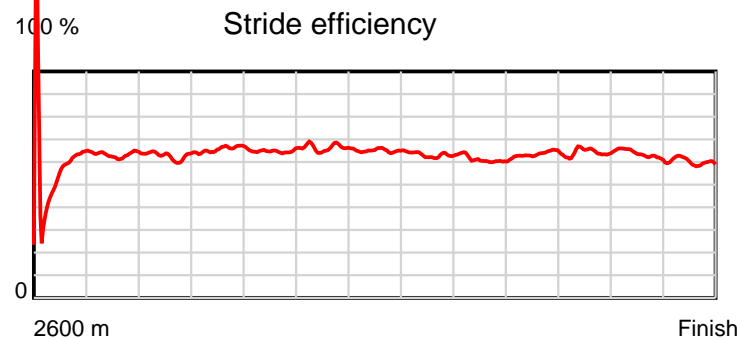
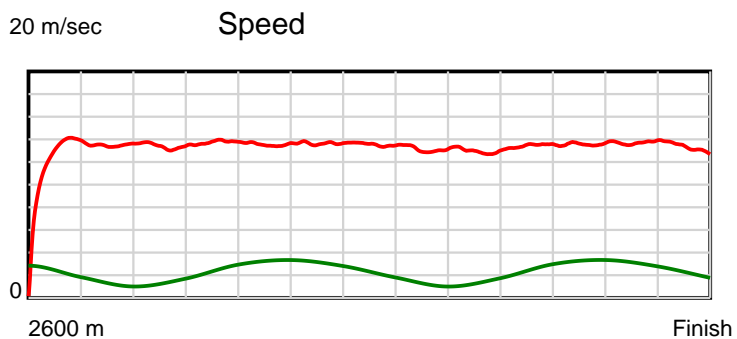
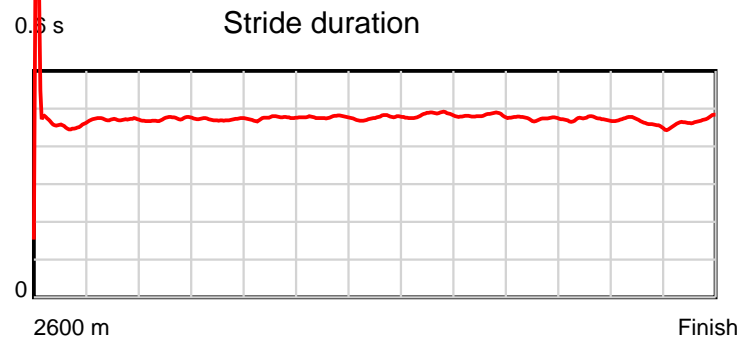
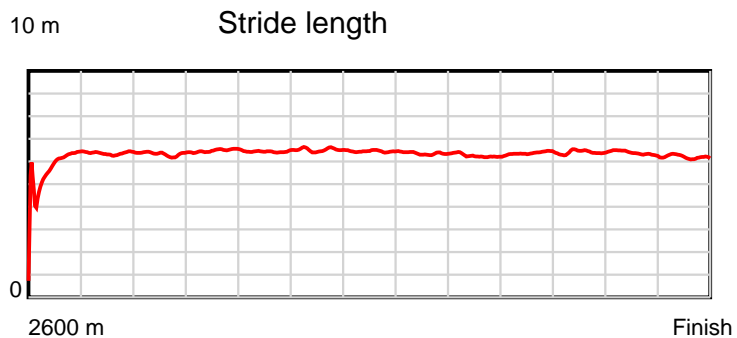
Disclaimer.

HRNZ and NZMTC and Thoroughbred Ratings Pty Ltd accepts no responsibility for the completeness or accuracy of any of the information contained herein, and makes no representations about its suitability for any particular purpose. Users should make their own judgements about those matters and/or seek independent advice. You assume all risks associated with use of the data provided on this page.

Race Results

November 08, 2022, Race 1, SAUNDERS ROBINSON BROWN HANDICAP TROT, Distance 2600m, Addington - Survey 3200m

Result	TAB no.	Horse (Barrier)	2200m to	2000m to	1800m to	1600m to	1400m to	1200m to	1000m to	800m to	600m to	400m to	200m to	Total or	Margin
10th	4	Light Of Da Mo... (2)	2000m	1800m	1600m	1400m	1200m	1000m	800m	600m	400m	200m	WP	Average	
		Position in running (margin)	2(2.1)	2(3.1)	2(3.4)	2(2.2)	2(1.5)	2(1.8)	2(1.8)	3(2.6)	3(2.9)	3(2.2)	5(2.3)		9.50
		Sectional time (s)	15.18	14.76	15.03	14.67	14.82	15.24	15.63	14.85	14.77	14.38	15.07		
		Cumulative time (s)	164.40	149.22	134.46	119.43	104.76	89.94	74.70	59.07	44.22	29.45	15.07	3:15.90	
		Speed (m/s)	13.18	13.55	13.31	13.63	13.50	13.12	12.80	13.47	13.54	13.91	13.27	13.27	
		Stride length (m)	6.23	6.39	6.33	6.51	6.42	6.35	6.17	6.38	6.39	6.45	6.20	6.28	
		Stride duration (s)	0.473	0.471	0.475	0.477	0.476	0.484	0.482	0.474	0.472	0.464	0.467	0.474	
		Stride efficiency (%)	60.65	63.75	62.53	66.19	64.45	62.93	59.41	63.67	63.73	65.06	60.10	61.72	
		Stride count	32.10	31.31	31.62	30.73	31.14	31.52	32.44	31.33	31.32	30.99	32.25	413.69	



Note: Horizontal distance axis grid lines are 200m furlongs.

Disclaimer.

HRNZ and NZMTC and Thoroughbred Ratings Pty Ltd accepts no responsibility for the completeness or accuracy of any of the information contained herein, and makes no representations about its suitability for any particular purpose. Users should make their own judgements about those matters and/or seek independent advice. You assume all risks associated with use of the data provided on this page.



Race Results



November 08, 2022, Race 1, SAUNDERS ROBINSON BROWN HANDICAP TROT, Distance 2600m, Addington - Survey 3200m

Result	TAB no.	Horse (Barrier)	2600 to	2400m to
11th	10	Time Up The Hi... (12)	2400m	2200m
		Position in running (margin)	-	14(13.9)
		Sectional time (s)	18.62	15.99
		Cumulative time (s)	196.26	177.64
		Speed (m/s)	10.74	12.51
		Stride length (m)	5.67	5.93
		Stride duration (s)	0.460	0.474
		Stride efficiency (%)	50.20	55.04
		Stride count	35.29	33.70

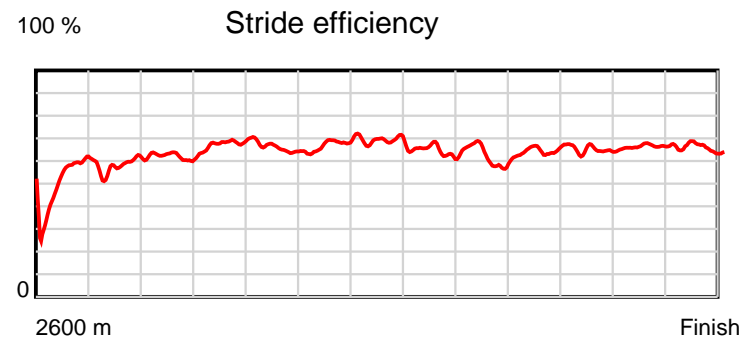
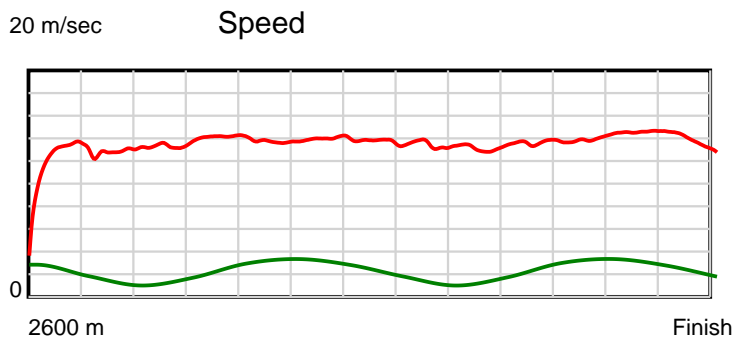
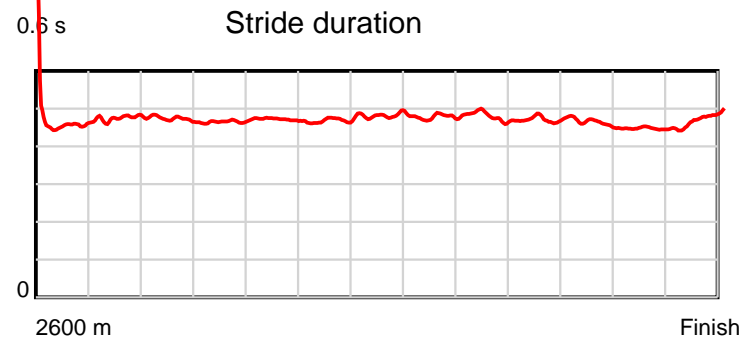
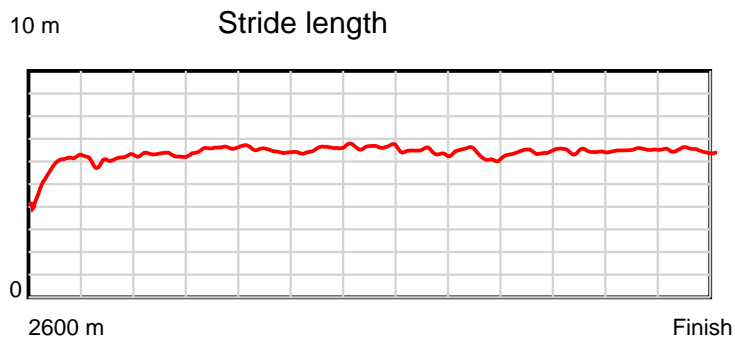
Disclaimer.

HRNZ and NZMTC and Thoroughbred Ratings Pty Ltd accepts no responsibility for the completeness or accuracy of any of the information contained herein, and makes no representations about its suitability for any particular purpose. Users should make their own judgements about those matters and/or seek independent advice. You assume all risks associated with use of the data provided on this page.

Race Results

November 08, 2022, Race 1, SAUNDERS ROBINSON BROWN HANDICAP TROT, Distance 2600m, Addington - Survey 3200m

Result	TAB no.	Horse (Barrier)	2200m to	2000m to	1800m to	1600m to	1400m to	1200m to	1000m to	800m to	600m to	400m to	200m to	Total or	Margin
11th	10	Time Up The Hi... (12)	2000m	1800m	1600m	1400m	1200m	1000m	800m	600m	400m	200m	WP	Average	
		Position in running (margin)	13(21.5)	13(24.0)	13(20.8)	13(18.3)	13(15.3)	13(14.1)	13(13.2)	13(13.2)	13(12.3)	13(11.0)	12(7.7)		11.50
		Sectional time (s)	15.42	14.18	14.81	14.30	14.55	15.09	15.51	14.64	14.68	13.81	14.66		
		Cumulative time (s)	161.65	146.23	132.05	117.24	102.94	88.39	73.30	57.79	43.15	28.47	14.66	3:16.26	
		Speed (m/s)	12.97	14.10	13.50	13.99	13.75	13.25	12.89	13.66	13.62	14.48	13.64	13.25	
		Stride length (m)	6.14	6.56	6.38	6.56	6.62	6.34	6.17	6.44	6.29	6.49	6.47	6.30	
		Stride duration (s)	0.474	0.465	0.472	0.469	0.482	0.478	0.479	0.472	0.461	0.448	0.474	0.476	
		Stride efficiency (%)	58.92	67.19	63.55	67.31	68.50	62.79	59.49	64.90	61.75	65.79	65.34	62.03	
		Stride count	32.57	30.50	31.36	30.47	30.21	31.55	32.41	31.03	31.82	30.82	30.93	412.66	



Note: Horizontal distance axis grid lines are 200m furlongs.

Disclaimer.

HRNZ and NZMTC and Thoroughbred Ratings Pty Ltd accepts no responsibility for the completeness or accuracy of any of the information contained herein, and makes no representations about its suitability for any particular purpose. Users should make their own judgements about those matters and/or seek independent advice. You assume all risks associated with use of the data provided on this page.



Race Results



November 08, 2022, Race 1, SAUNDERS ROBINSON BROWN HANDICAP TROT, Distance 2600m, Addington - Survey 3200m

Result	TAB no.	Horse (Barrier)	2600 to	2400m to
12th	2	Royal Del (9)	2400m	2200m
		Position in running (margin)	-	8(9.2)
		Sectional time (s)	17.83	14.89
		Cumulative time (s)	196.33	178.50
		Speed (m/s)	11.22	13.43
		Stride length (m)	5.00	5.98
		Stride duration (s)	0.440	0.445
		Stride efficiency (%)	39.12	55.89
		Stride count	39.97	33.44

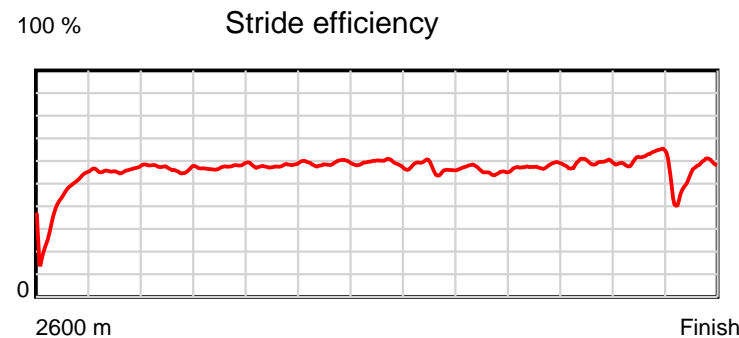
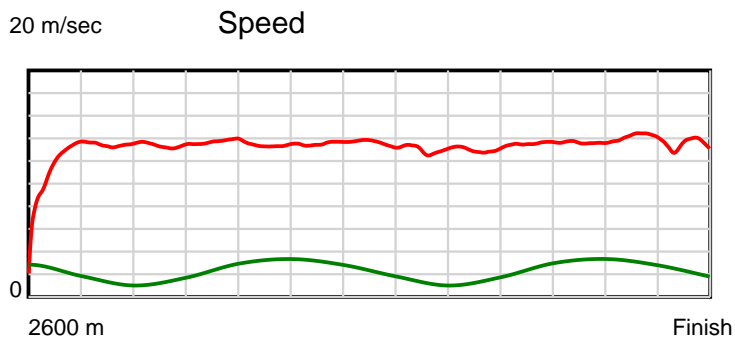
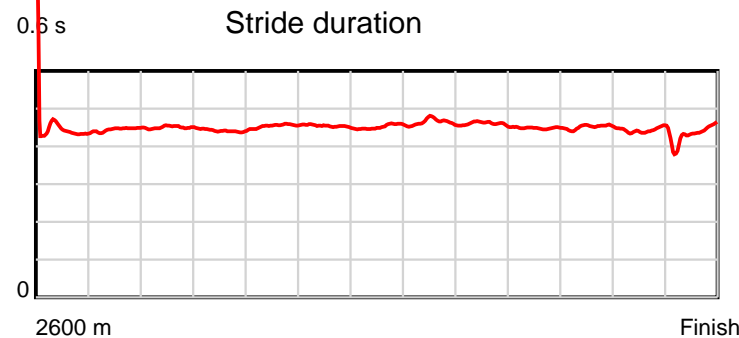
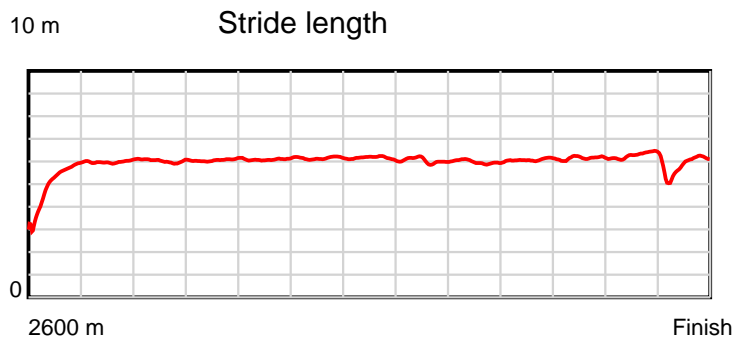
Disclaimer.

HRNZ and NZMTC and Thoroughbred Ratings Pty Ltd accepts no responsibility for the completeness or accuracy of any of the information contained herein, and makes no representations about its suitability for any particular purpose. Users should make their own judgements about those matters and/or seek independent advice. You assume all risks associated with use of the data provided on this page.

Race Results

November 08, 2022, Race 1, SAUNDERS ROBINSON BROWN HANDICAP TROT, Distance 2600m, Addington - Survey 3200m

Result	TAB no.	Horse (Barrier)	2200m to	2000m to	1800m to	1600m to	1400m to	1200m to	1000m to	800m to	600m to	400m to	200m to	Total or	Margin
12th	2	Royal Del (9)	2000m	1800m	1600m	1400m	1200m	1000m	800m	600m	400m	200m	WP	Average	
		Position in running (margin)	6(10.2)	6(10.9)	6(10.3)	7(8.7)	8(7.8)	8(7.9)	9(8.6)	9(8.7)	9(8.6)	10(7.9)	11(6.7)		11.90
		Sectional time (s)	15.13	14.60	14.97	14.63	14.80	15.35	15.53	14.77	14.78	14.14	14.91		
		Cumulative time (s)	163.61	148.48	133.88	118.91	104.28	89.48	74.13	58.60	43.83	29.05	14.91	3:16.33	
		Speed (m/s)	13.22	13.70	13.36	13.67	13.51	13.03	12.88	13.54	13.53	14.14	13.41	13.24	
		Stride length (m)	5.95	6.05	6.07	6.20	6.11	6.05	5.93	6.07	6.10	6.28	5.80	5.95	
		Stride duration (s)	0.450	0.442	0.454	0.454	0.452	0.464	0.460	0.448	0.451	0.444	0.432	0.449	
		Stride efficiency (%)	55.37	57.23	57.64	60.12	58.39	57.19	54.86	57.60	58.14	61.56	52.51	55.35	
		Stride count	33.60	33.05	32.93	32.24	32.72	33.06	33.75	32.94	32.79	31.86	34.50	436.85	



Note: Horizontal distance axis grid lines are 200m furlongs.

Disclaimer.

HRNZ and NZMTC and Thoroughbred Ratings Pty Ltd accepts no responsibility for the completeness or accuracy of any of the information contained herein, and makes no representations about its suitability for any particular purpose. Users should make their own judgements about those matters and/or seek independent advice. You assume all risks associated with use of the data provided on this page.



Race Results



November 08, 2022, Race 1, SAUNDERS ROBINSON BROWN HANDICAP TROT, Distance 2600m, Addington - Survey 3200m

Result	TAB no.	Horse (Barrier)	2600 to	2400m to
13th	1	Simone Lindenn... (6)	2400m	2200m
		Position in running (margin)	-	10(11.5)
		Sectional time (s)	18.14	14.78
		Cumulative time (s)	196.65	178.51
		Speed (m/s)	11.03	13.53
		Stride length (m)	5.17	6.07
		Stride duration (s)	0.461	0.448
		Stride efficiency (%)	41.81	57.49
		Stride count	38.67	32.97

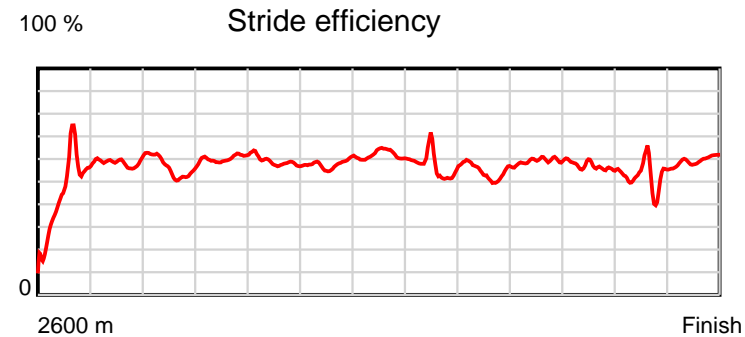
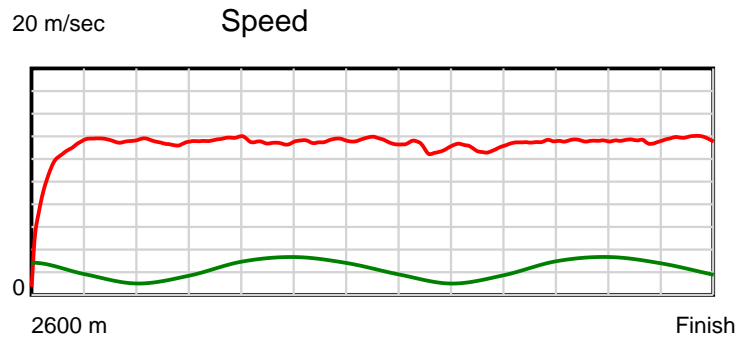
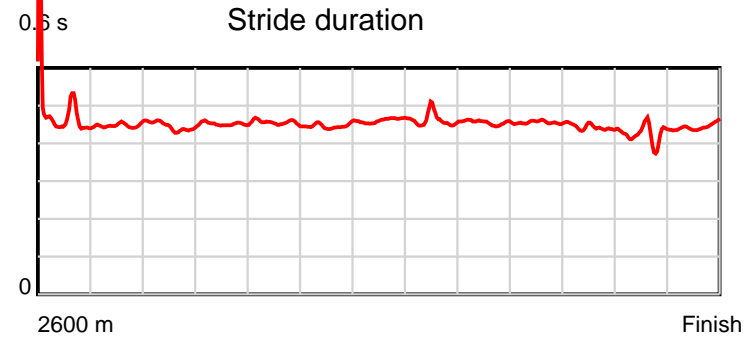
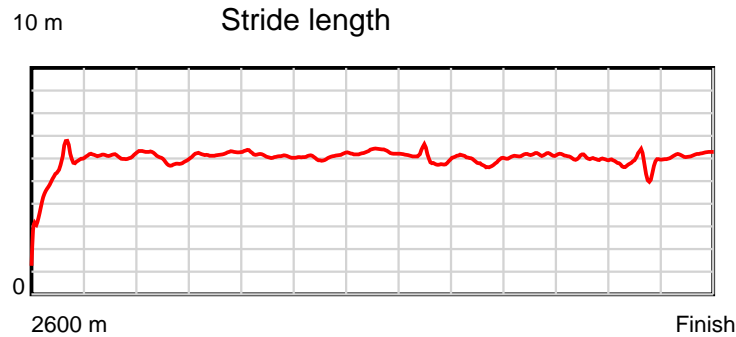
Disclaimer.

HRNZ and NZMTC and Thoroughbred Ratings Pty Ltd accepts no responsibility for the completeness or accuracy of any of the information contained herein, and makes no representations about its suitability for any particular purpose. Users should make their own judgements about those matters and/or seek independent advice. You assume all risks associated with use of the data provided on this page.

Race Results

November 08, 2022, Race 1, SAUNDERS ROBINSON BROWN HANDICAP TROT, Distance 2600m, Addington - Survey 3200m

Result	TAB no.	Horse (Barrier)	2200m to	2000m to	1800m to	1600m to	1400m to	1200m to	1000m to	800m to	600m to	400m to	200m to	Total or	Margin
13th	1	Simone Lindenn... (6)	2000m	1800m	1600m	1400m	1200m	1000m	800m	600m	400m	200m	WP	Average	
		Position in running (margin)	7(11.9)	7(12.1)	8(11.7)	9(10.4)	9(9.6)	10(9.4)	11(10.4)	11(10.5)	11(10.3)	12(9.9)	13(11.9)		13.60
		Sectional time (s)	15.04	14.64	15.01	14.65	14.75	15.40	15.52	14.77	14.82	14.69	14.44		
		Cumulative time (s)	163.73	148.69	134.05	119.04	104.39	89.64	74.24	58.72	43.95	29.13	14.44	3:16.65	
		Speed (m/s)	13.30	13.66	13.32	13.65	13.56	12.99	12.89	13.54	13.50	13.61	13.85	13.22	
		Stride length (m)	5.89	6.17	6.07	6.09	6.25	5.97	5.84	6.16	5.97	5.75	6.16	5.95	
		Stride duration (s)	0.443	0.452	0.455	0.446	0.461	0.459	0.453	0.455	0.442	0.422	0.445	0.450	
		Stride efficiency (%)	54.16	59.50	57.56	57.99	61.05	55.61	53.31	59.37	55.62	51.69	59.21	55.37	
		Stride count	33.97	32.41	32.95	32.83	32.00	33.52	34.24	32.45	33.52	34.77	32.49	436.79	



Note: Horizontal distance axis grid lines are 200m furlongs.

Disclaimer.

HRNZ and NZMTC and Thoroughbred Ratings Pty Ltd accepts no responsibility for the completeness or accuracy of any of the information contained herein, and makes no representations about its suitability for any particular purpose. Users should make their own judgements about those matters and/or seek independent advice. You assume all risks associated with use of the data provided on this page.



Race Results



November 08, 2022, Race 1, SAUNDERS ROBINSON BROWN HANDICAP TROT, Distance 2600m, Addington - Survey 3200m

Result	TAB no.	Horse (Barrier)	2600 to	2400m to
14th	3	Masterly (11)	2400m	2200m
		Position in running (margin)	-	6(7.1)
		Sectional time (s)	17.35	20.40
		Cumulative time (s)	219.05	201.70
		Speed (m/s)	11.53	9.80
		Stride length (m)	5.67	4.71
		Stride duration (s)	0.467	0.481
		Stride efficiency (%)	50.28	34.74
		Stride count	35.26	42.42

Disclaimer.

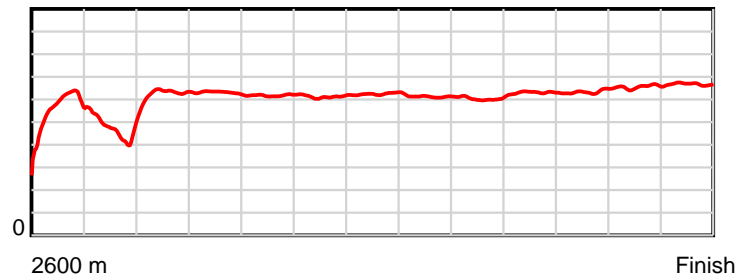
HRNZ and NZMTC and Thoroughbred Ratings Pty Ltd accepts no responsibility for the completeness or accuracy of any of the information contained herein, and makes no representations about its suitability for any particular purpose. Users should make their own judgements about those matters and/or seek independent advice. You assume all risks associated with use of the data provided on this page.

Race Results

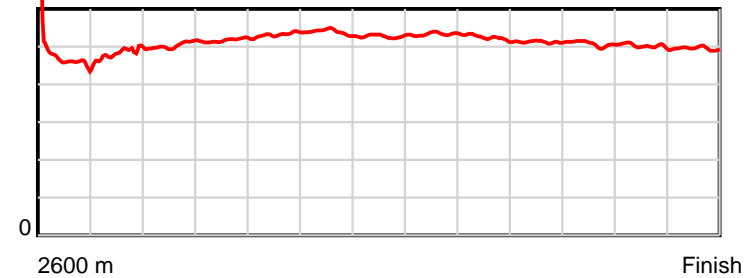
November 08, 2022, Race 1, SAUNDERS ROBINSON BROWN HANDICAP TROT, Distance 2600m, Addington - Survey 3200m

Result	TAB no.	Horse (Barrier)	2200m to	2000m to	1800m to	1600m to	1400m to	1200m to	1000m to	800m to	600m to	400m to	200m to	Total or	Margin
14th	3	Masterly (11)	2000m	1800m	1600m	1400m	1200m	1000m	800m	600m	400m	200m	WP	Average	
		Position in running (margin)	14(41.2)	14(46.7)	14(56.8)	14(70.6)	14(88.2)	14(100.6)	14(112.4)	14(123.0)	14(131.7)	14(138.6)	14(144.3)		138.10
		Sectional time (s)	15.93	16.41	17.52	17.71	16.85	17.19	17.28	16.24	16.05	15.29	14.83		
		Cumulative time (s)	181.30	165.37	148.96	131.44	113.73	96.88	79.69	62.41	46.17	30.12	14.83	3:39.05	
		Speed (m/s)	12.55	12.19	11.42	11.29	11.87	11.63	11.57	12.32	12.46	13.08	13.49	11.87	
		Stride length (m)	6.33	6.30	6.08	6.08	6.26	6.20	6.06	6.31	6.32	6.56	6.69	6.08	
		Stride duration (s)	0.504	0.517	0.532	0.538	0.528	0.533	0.524	0.513	0.507	0.502	0.496	0.512	
		Stride efficiency (%)	62.61	62.04	57.68	57.79	61.30	60.12	57.40	62.23	62.40	67.22	69.84	57.73	
		Stride count	31.60	31.74	32.92	32.89	31.93	32.24	33.00	31.69	31.65	30.49	29.92	427.75	

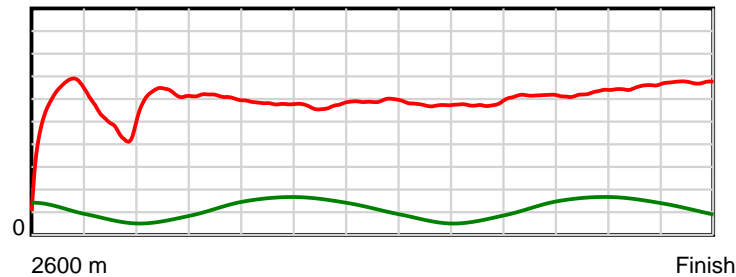
10 m Stride length



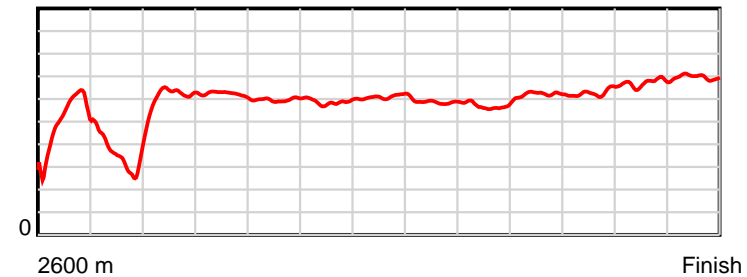
0.6 s Stride duration



20 m/sec Speed



100 % Stride efficiency



Note: Horizontal distance axis grid lines are 200m furlongs.

Disclaimer.

HRNZ and NZMTC and Thoroughbred Ratings Pty Ltd accepts no responsibility for the completeness or accuracy of any of the information contained herein, and makes no representations about its suitability for any particular purpose. Users should make their own judgements about those matters and/or seek independent advice. You assume all risks associated with use of the data provided on this page.



Race Results



November 08, 2022, Race 1, SAUNDERS ROBINSON BROWN HANDICAP TROT, Distance 2600m, Addington - Survey 3200m

Result	TAB no.	Horse (Barrier)	2600 to	2400m to
15th	14	Andy Hall (8)	2400m	2200m
		Position in running (margin)	-	15(51.1)
		Sectional time (s)	24.90	17.20
		Cumulative time (s)	219.63	194.73
		Speed (m/s)	8.03	11.63
		Stride length (m)	4.39	5.31
		Stride duration (s)	0.470	0.457
		Stride efficiency (%)	30.06	44.10
		Stride count	45.60	37.65

Disclaimer.

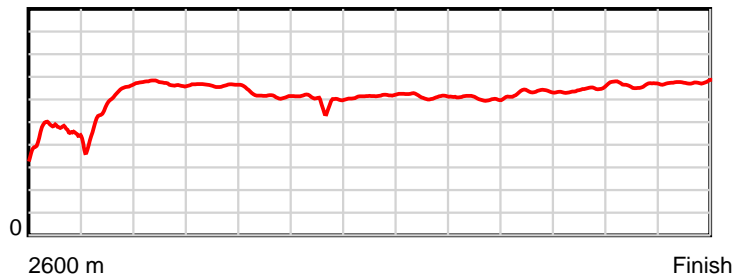
HRNZ and NZMTC and Thoroughbred Ratings Pty Ltd accepts no responsibility for the completeness or accuracy of any of the information contained herein, and makes no representations about its suitability for any particular purpose. Users should make their own judgements about those matters and/or seek independent advice. You assume all risks associated with use of the data provided on this page.

Race Results

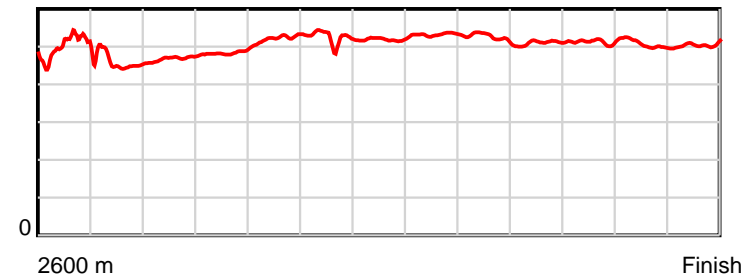
November 08, 2022, Race 1, SAUNDERS ROBINSON BROWN HANDICAP TROT, Distance 2600m, Addington - Survey 3200m

Result	TAB no.	Horse (Barrier)	2200m to	2000m to	1800m to	1600m to	1400m to	1200m to	1000m to	800m to	600m to	400m to	200m to	Total or	Margin
15th	14	Andy Hall (8)	2000m	1800m	1600m	1400m	1200m	1000m	800m	600m	400m	200m	WP	Average	
		Position in running (margin)	15(66.0)	15(61.1)	15(61.3)	15(73.1)	15(89.4)	15(101.8)	15(114.9)	15(126.2)	15(134.8)	15(140.8)	15(145.6)		141.30
		Sectional time (s)	14.20	14.74	17.19	17.52	16.83	17.41	17.41	16.21	15.90	15.15	14.97		
		Cumulative time (s)	177.53	163.33	148.59	131.40	113.88	97.05	79.64	62.23	46.02	30.12	14.97	3:39.63	
		Speed (m/s)	14.08	13.57	11.63	11.42	11.88	11.49	11.49	12.34	12.58	13.20	13.36	11.84	
		Stride length (m)	6.61	6.58	6.09	5.93	6.17	6.11	6.02	6.30	6.45	6.67	6.76	6.03	
		Stride duration (s)	0.469	0.485	0.523	0.520	0.520	0.532	0.524	0.510	0.513	0.505	0.506	0.509	
		Stride efficiency (%)	68.27	67.61	57.95	54.96	59.57	58.39	56.66	61.94	65.03	69.44	71.42	56.83	
		Stride count	30.26	30.41	32.84	33.72	32.39	32.72	33.21	31.77	31.00	30.00	29.58	431.15	

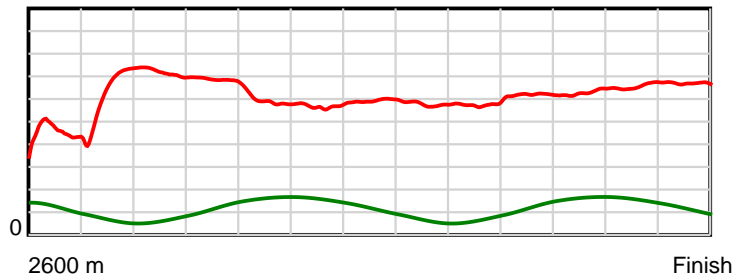
10 m Stride length



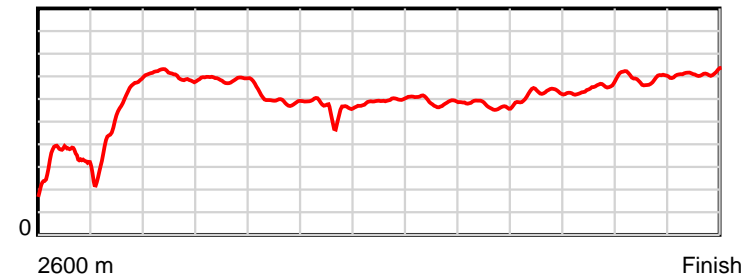
0.6 s Stride duration



20 m/sec Speed



100 % Stride efficiency



Note: Horizontal distance axis grid lines are 200m furlongs.

Disclaimer.

HRNZ and NZMTC and Thoroughbred Ratings Pty Ltd accepts no responsibility for the completeness or accuracy of any of the information contained herein, and makes no representations about its suitability for any particular purpose. Users should make their own judgements about those matters and/or seek independent advice. You assume all risks associated with use of the data provided on this page.