



Race Results

NZ Metropolitan Trotting Club Inc, HRNZ, November 08, 2022

Compilation date: November 8, 2022, 2:18:53 PM (NZDT)

Copyright © 2022 HRNZ and NZMTC. All rights reserved.

Trademarks.

StrideMASTER is a registered trademark of Thoroughbred Ratings Pty Ltd.

Disclaimer.

HRNZ and NZMTC and Thoroughbred Ratings Pty Ltd accepts no responsibility for the completeness or accuracy of any of the information contained herein, and makes no representations about its suitability for any particular purpose. Users should make their own judgements about those matters and/or seek independent advice. You assume all risks associated with use of the data provided on this page.



Race Results



November 08, 2022, Race 5, ALABAR (JUNIOR FREE-FOR-ALL) MOBILE PACE, Distance 2600m, Addington - Survey 3200m

Result	TAB no.	Horse (Barrier)	2600 to	2400m to
1st	7	Republican Par... (7)	2400m	2200m
		Position in running (margin)	-	4(4.1)
		Sectional time (s)	13.10	14.28
		Cumulative time (s)	188.22	175.12
		Speed (m/s)	15.27	14.01
		Stride length (m)	7.48	6.33
		Stride duration (s)	0.488	0.452
		Stride efficiency (%)	87.42	62.52
		Stride count	26.74	31.62

Disclaimer.

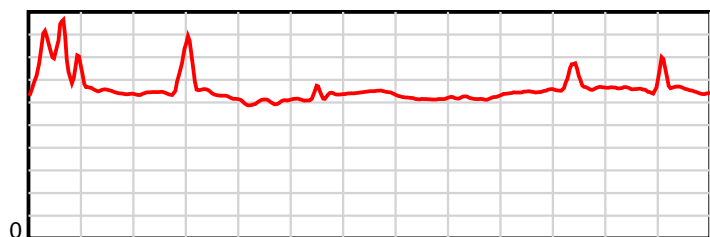
HRNZ and NZMTC and Thoroughbred Ratings Pty Ltd accepts no responsibility for the completeness or accuracy of any of the information contained herein, and makes no representations about its suitability for any particular purpose. Users should make their own judgements about those matters and/or seek independent advice. You assume all risks associated with use of the data provided on this page.

Race Results

November 08, 2022, Race 5, ALABAR (JUNIOR FREE-FOR-ALL) MOBILE PACE, Distance 2600m, Addington - Survey 3200m

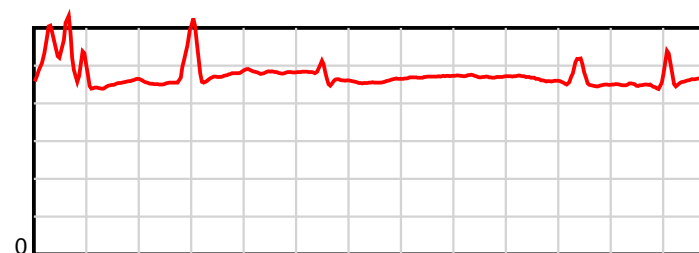
Result	TAB no.	Horse (Barrier)	2200m to	2000m to	1800m to	1600m to	1400m to	1200m to	1000m to	800m to	600m to	400m to	200m to	Total or	Margin
1st	7	Republican Par... (7)	2000m	1800m	1600m	1400m	1200m	1000m	800m	600m	400m	200m	WP	Average	
		Position in running (margin)	5(6.8)	2(1.5)	1(0.0)	1(0.0)	1(0.0)	1(0.0)	1(0.0)	1(0.0)	2(0.0)	1(0.0)	1(0.0)		0.00
		Sectional time (s)	14.31	14.91	16.07	15.04	14.16	15.33	15.05	14.31	13.68	13.69	14.29		
		Cumulative time (s)	160.84	146.53	131.62	115.55	100.51	86.35	71.02	55.97	41.66	27.98	14.29	3:08.22	
		Speed (m/s)	13.98	13.41	12.45	13.30	14.12	13.05	13.29	13.98	14.62	14.61	14.00	13.81	
		Stride length (m)	6.64	6.34	6.00	6.25	6.48	6.14	6.26	6.49	6.70	6.63	6.49	6.46	
		Stride duration (s)	0.475	0.473	0.482	0.470	0.459	0.471	0.471	0.464	0.458	0.454	0.464	0.468	
		Stride efficiency (%)	68.94	62.90	56.26	61.11	65.62	58.98	61.25	65.73	70.10	68.74	65.87	65.26	
		Stride count	30.11	31.52	33.33	31.98	30.86	32.56	31.95	30.84	29.86	30.15	30.81	402.33	

10 m Stride length



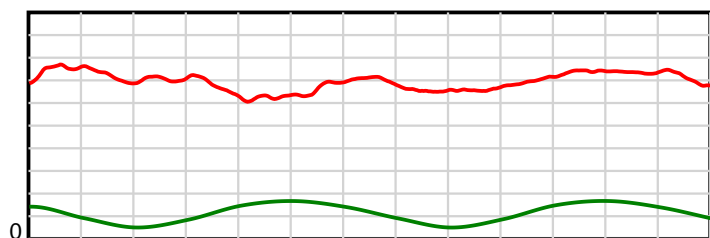
2600 m Finish

0.6 s Stride duration



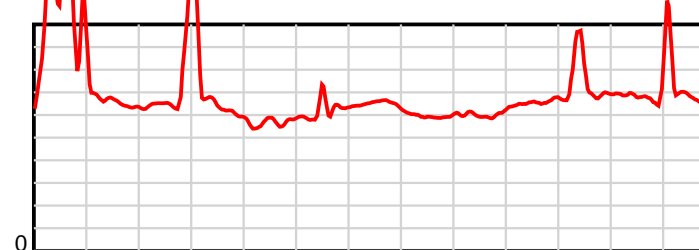
2600 m Finish

20 m/sec Speed



2600 m Finish

100 % Stride efficiency



2600 m Finish

Note: Horizontal distance axis grid lines are 200m furlongs.

Disclaimer.

HRNZ and NZMTC and Thoroughbred Ratings Pty Ltd accepts no responsibility for the completeness or accuracy of any of the information contained herein, and makes no representations about its suitability for any particular purpose. Users should make their own judgements about those matters and/or seek independent advice. You assume all risks associated with use of the data provided on this page.



Race Results



November 08, 2022, Race 5, ALABAR (JUNIOR FREE-FOR-ALL) MOBILE PACE, Distance 2600m, Addington - Survey 3200m

Result	TAB no.	Horse (Barrier)	2600 to	2400m to
2nd	13	Cranbourne (13)	2400m	2200m
		Position in running (margin)	-	10(9.8)
		Sectional time (s)	14.22	14.55
		Cumulative time (s)	188.40	174.18
		Speed (m/s)	14.07	13.75
		Stride length (m)	7.10	6.92
		Stride duration (s)	0.489	0.504
		Stride efficiency (%)	78.76	74.92
		Stride count	28.17	28.88

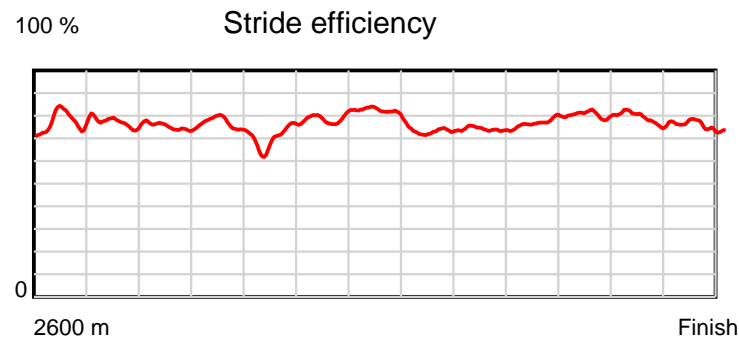
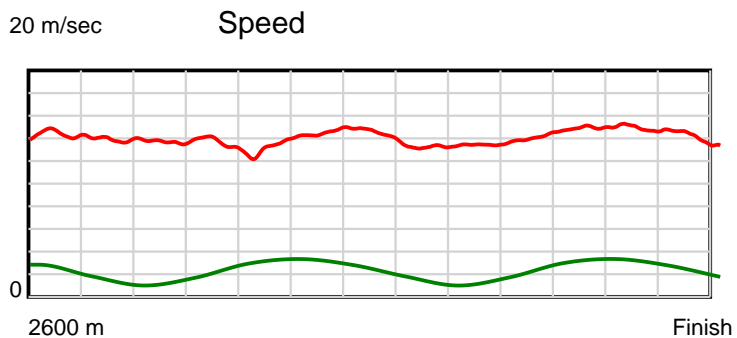
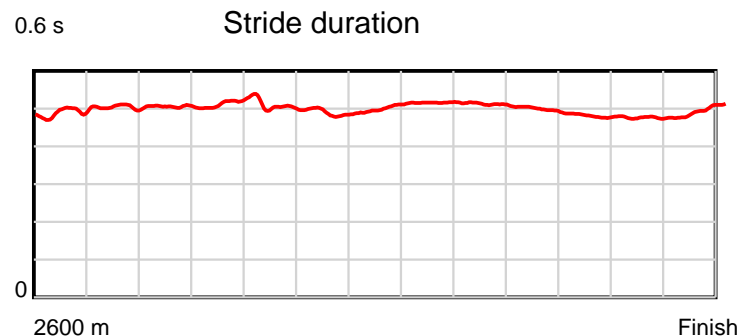
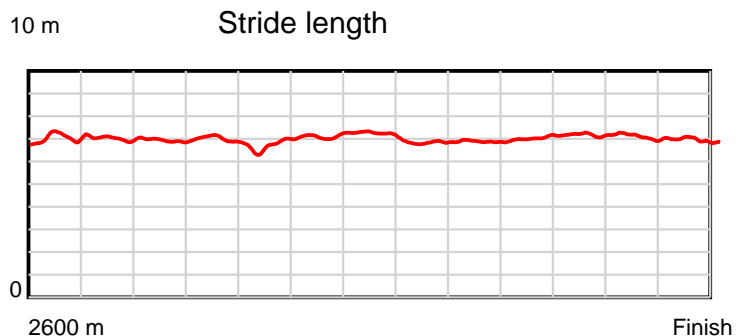
Disclaimer.

HRNZ and NZMTC and Thoroughbred Ratings Pty Ltd accepts no responsibility for the completeness or accuracy of any of the information contained herein, and makes no representations about its suitability for any particular purpose. Users should make their own judgements about those matters and/or seek independent advice. You assume all risks associated with use of the data provided on this page.

Race Results

November 08, 2022, Race 5, ALABAR (JUNIOR FREE-FOR-ALL) MOBILE PACE, Distance 2600m, Addington - Survey 3200m

Result	TAB no.	Horse (Barrier)	2200m to	2000m to	1800m to	1600m to	1400m to	1200m to	1000m to	800m to	600m to	400m to	200m to	Total or	Margin
2nd	13	Cranbourne (13)	2000m	1800m	1600m	1400m	1200m	1000m	800m	600m	400m	200m	WP	Average	
		Position in running (margin)	9(14.1)	10(12.4)	10(9.1)	8(6.5)	3(1.5)	2(0.2)	3(1.0)	2(1.4)	1(0.0)	2(0.7)	2(0.4)		1.00
		Sectional time (s)	14.90	14.62	15.63	14.21	13.94	15.46	15.11	14.08	13.80	13.64	14.24		
		Cumulative time (s)	159.63	144.73	130.11	114.48	100.27	86.33	70.87	55.76	41.68	27.88	14.24	3:08.40	
		Speed (m/s)	13.42	13.68	12.80	14.07	14.35	12.94	13.24	14.20	14.49	14.66	14.04	13.80	
		Stride length (m)	6.79	7.03	6.51	6.89	7.20	6.67	6.77	7.06	6.96	6.97	6.99	6.91	
		Stride duration (s)	0.506	0.513	0.509	0.489	0.502	0.516	0.511	0.497	0.480	0.475	0.498	0.501	
		Stride efficiency (%)	72.07	77.14	66.18	74.17	81.10	69.54	71.56	77.85	75.77	75.86	76.34	74.56	
		Stride count	29.45	28.47	30.73	29.03	27.76	29.98	29.56	28.34	28.72	28.71	28.61	376.41	



Note: Horizontal distance axis grid lines are 200m furlongs.

Disclaimer.

HRNZ and NZMTC and Thoroughbred Ratings Pty Ltd accepts no responsibility for the completeness or accuracy of any of the information contained herein, and makes no representations about its suitability for any particular purpose. Users should make their own judgements about those matters and/or seek independent advice. You assume all risks associated with use of the data provided on this page.



Race Results



November 08, 2022, Race 5, ALABAR (JUNIOR FREE-FOR-ALL) MOBILE PACE, Distance 2600m, Addington - Survey 3200m

Result	TAB no.	Horse (Barrier)	2600 to	2400m to
3rd	8	One Change (8)	2400m	2200m
		Position in running (margin)	-	11(9.8)
		Sectional time (s)	14.45	15.59
		Cumulative time (s)	188.49	174.04
		Speed (m/s)	13.85	12.83
		Stride length (m)	6.81	6.18
		Stride duration (s)	0.483	0.482
		Stride efficiency (%)	72.54	59.76
		Stride count	29.35	32.34

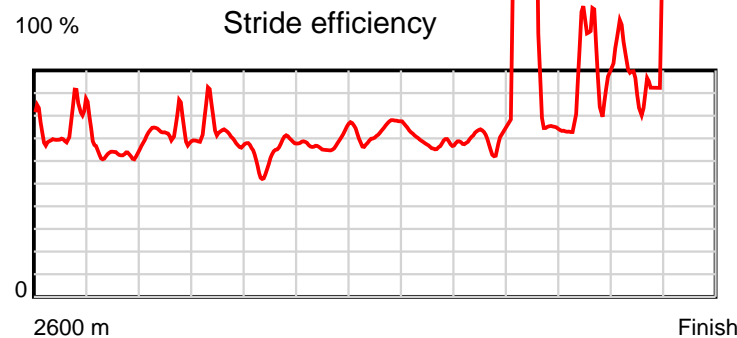
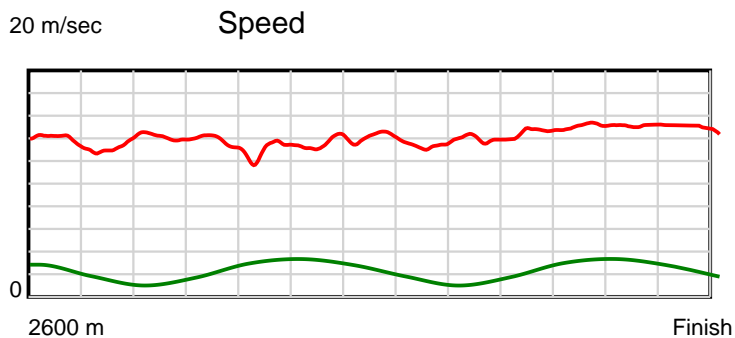
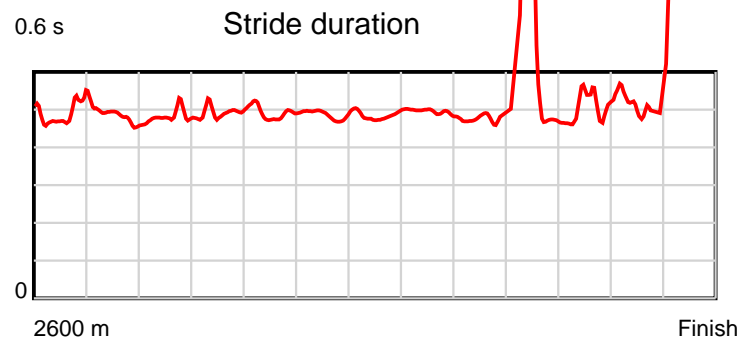
Disclaimer.

HRNZ and NZMTC and Thoroughbred Ratings Pty Ltd accepts no responsibility for the completeness or accuracy of any of the information contained herein, and makes no representations about its suitability for any particular purpose. Users should make their own judgements about those matters and/or seek independent advice. You assume all risks associated with use of the data provided on this page.

Race Results

November 08, 2022, Race 5, ALABAR (JUNIOR FREE-FOR-ALL) MOBILE PACE, Distance 2600m, Addington - Survey 3200m

Result	TAB no.	Horse (Barrier)	2200m to	2000m to	1800m to	1600m to	1400m to	1200m to	1000m to	800m to	600m to	400m to	200m to	Total or	Margin
3rd	8	One Change (8)	2000m	1800m	1600m	1400m	1200m	1000m	800m	600m	400m	200m	WP	Average	
		Position in running (margin)	13(20.3)	14(17.0)	14(13.7)	13(11.7)	13(11.0)	13(11.6)	13(10.9)	13(9.1)	7(4.1)	7(3.9)	6(3.0)		1.50
		Sectional time (s)	14.63	14.62	15.72	14.93	14.26	15.22	14.74	13.48	13.65	13.54	13.66		
		Cumulative time (s)	158.45	143.82	129.20	113.48	98.55	84.29	69.07	54.33	40.85	27.20	13.66	3:08.49	
		Speed (m/s)	13.67	13.68	12.72	13.40	14.03	13.14	13.57	14.84	14.65	14.77	14.64	13.79	
		Stride length (m)	6.57	6.74	6.25	6.54	6.79	6.46	6.70	8.64	7.28	8.21	13.54	7.13	
		Stride duration (s)	0.480	0.493	0.491	0.488	0.484	0.491	0.494	0.582	0.496	0.556	0.925	0.517	
		Stride efficiency (%)	67.36	70.97	61.01	66.82	72.13	65.12	70.16	116.67	82.73	105.36	286.53	79.52	
		Stride count	30.46	29.68	32.01	30.59	29.44	30.98	29.85	23.15	27.49	24.36	14.77	364.47	



Note: Horizontal distance axis grid lines are 200m furlongs.

Disclaimer.

HRNZ and NZMTC and Thoroughbred Ratings Pty Ltd accepts no responsibility for the completeness or accuracy of any of the information contained herein, and makes no representations about its suitability for any particular purpose. Users should make their own judgements about those matters and/or seek independent advice. You assume all risks associated with use of the data provided on this page.



Race Results



November 08, 2022, Race 5, ALABAR (JUNIOR FREE-FOR-ALL) MOBILE PACE, Distance 2600m, Addington - Survey 3200m

Result	TAB no.	Horse (Barrier)	2600 to	2400m to
4th	4	Macandrew Avia... (4)	2400m	2200m
		Position in running (margin)	-	5(4.3)
		Sectional time (s)	13.30	14.45
		Cumulative time (s)	188.51	175.21
		Speed (m/s)	15.04	13.84
		Stride length (m)	6.37	6.14
		Stride duration (s)	0.419	0.443
		Stride efficiency (%)	63.46	58.84
		Stride count	31.38	32.59

Disclaimer.

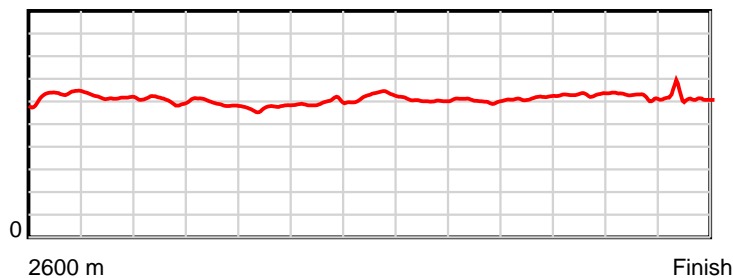
HRNZ and NZMTC and Thoroughbred Ratings Pty Ltd accepts no responsibility for the completeness or accuracy of any of the information contained herein, and makes no representations about its suitability for any particular purpose. Users should make their own judgements about those matters and/or seek independent advice. You assume all risks associated with use of the data provided on this page.

Race Results

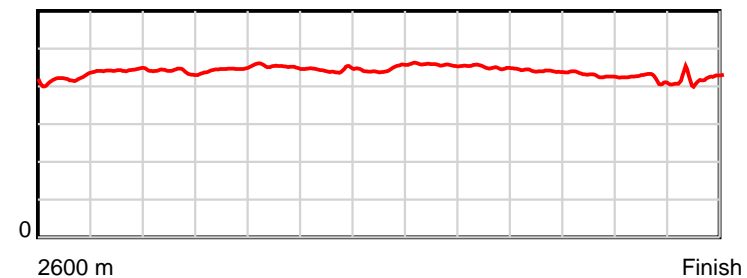
November 08, 2022, Race 5, ALABAR (JUNIOR FREE-FOR-ALL) MOBILE PACE, Distance 2600m, Addington - Survey 3200m

Result	TAB no.	Horse (Barrier)	2200m to	2000m to	1800m to	1600m to	1400m to	1200m to	1000m to	800m to	600m to	400m to	200m to	Total or	Margin
4th	4	Macandrew Avia... (4)	2000m	1800m	1600m	1400m	1200m	1000m	800m	600m	400m	200m	WP	Average	
		Position in running (margin)	6(8.0)	5(4.7)	4(3.7)	3(3.8)	6(4.4)	6(4.4)	6(4.2)	8(4.2)	8(4.6)	7(3.7)			1.60
		Sectional time (s)	14.63	14.99	16.08	15.14	14.17	15.29	15.06	14.31	13.74	13.54	13.81		
		Cumulative time (s)	160.76	146.13	131.14	115.06	99.92	85.75	70.46	55.40	41.09	27.35	13.81	3:08.51	
		Speed (m/s)	13.67	13.34	12.44	13.21	14.11	13.08	13.28	13.98	14.56	14.77	14.48	13.79	
		Stride length (m)	6.00	5.94	5.63	5.87	6.29	5.98	5.98	6.16	6.25	6.20	6.09	6.06	
		Stride duration (s)	0.439	0.445	0.453	0.444	0.446	0.457	0.451	0.440	0.429	0.420	0.421	0.440	
		Stride efficiency (%)	56.33	55.05	49.59	53.83	61.88	55.97	55.97	59.22	60.95	60.05	57.98	57.46	
		Stride count	33.31	33.70	35.50	34.08	31.78	33.42	33.42	32.49	32.02	32.26	32.83	428.78	

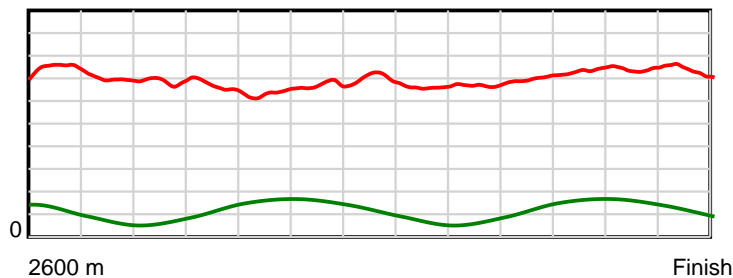
10 m Stride length



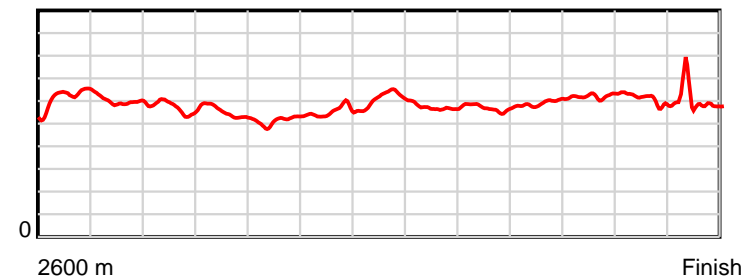
0.6 s Stride duration



20 m/sec Speed



100 % Stride efficiency



Note: Horizontal distance axis grid lines are 200m furlongs.

Disclaimer.

HRNZ and NZMTC and Thoroughbred Ratings Pty Ltd accepts no responsibility for the completeness or accuracy of any of the information contained herein, and makes no representations about its suitability for any particular purpose. Users should make their own judgements about those matters and/or seek independent advice. You assume all risks associated with use of the data provided on this page.



Race Results



November 08, 2022, Race 5, ALABAR (JUNIOR FREE-FOR-ALL) MOBILE PACE, Distance 2600m, Addington - Survey 3200m

Result	TAB no.	Horse (Barrier)	2600 to	2400m to
5th	10	Sand Wave (10)	2400m	2200m
		Position in running (margin)	-	6(5.6)
		Sectional time (s)	13.78	13.98
		Cumulative time (s)	188.57	174.79
		Speed (m/s)	14.52	14.31
		Stride length (m)	6.58	6.57
		Stride duration (s)	0.432	0.460
		Stride efficiency (%)	67.65	67.55
		Stride count	30.40	30.42

Disclaimer.

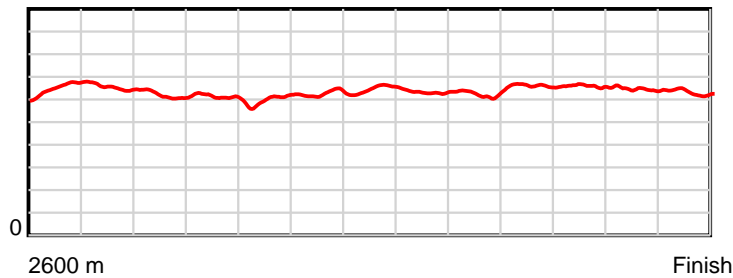
HRNZ and NZMTC and Thoroughbred Ratings Pty Ltd accepts no responsibility for the completeness or accuracy of any of the information contained herein, and makes no representations about its suitability for any particular purpose. Users should make their own judgements about those matters and/or seek independent advice. You assume all risks associated with use of the data provided on this page.

Race Results

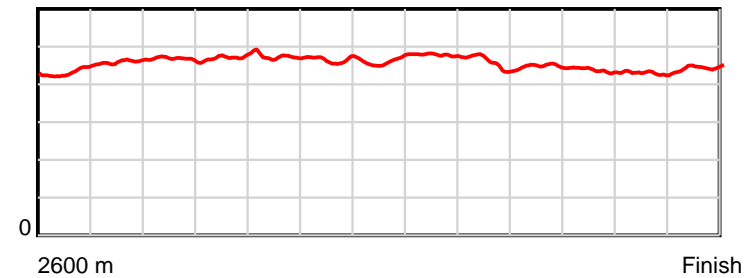
November 08, 2022, Race 5, ALABAR (JUNIOR FREE-FOR-ALL) MOBILE PACE, Distance 2600m, Addington - Survey 3200m

Result	TAB no.	Horse (Barrier)	2200m to	2000m to	1800m to	1600m to	1400m to	1200m to	1000m to	800m to	600m to	400m to	200m to	Total or	Margin
5th	10	Sand Wave (10)	2000m	1800m	1600m	1400m	1200m	1000m	800m	600m	400m	200m	WP	Average	
		Position in running (margin)	4(6.6)	6(6.2)	7(7.0)	9(7.7)	9(7.4)	10(7.9)	10(7.5)	10(7.0)	5(2.5)	3(1.7)	3(1.4)		1.90
		Sectional time (s)	15.13	15.30	16.18	14.99	14.24	15.26	14.97	13.56	13.55	13.64	13.99		
		Cumulative time (s)	160.81	145.68	130.38	114.20	99.21	84.97	69.71	54.74	41.18	27.63	13.99	3:08.57	
		Speed (m/s)	13.22	13.07	12.36	13.34	14.04	13.11	13.36	14.75	14.76	14.66	14.30	13.79	
		Stride length (m)	6.19	6.15	5.86	6.22	6.48	6.26	6.11	6.62	6.45	6.31	6.37	6.31	
		Stride duration (s)	0.468	0.470	0.474	0.466	0.462	0.478	0.457	0.449	0.437	0.430	0.446	0.458	
		Stride efficiency (%)	59.81	59.07	53.68	60.41	65.64	61.30	58.36	68.46	65.03	62.17	63.42	62.29	
		Stride count	32.33	32.53	34.12	32.17	30.86	31.93	32.73	30.22	31.00	31.71	31.39	411.81	

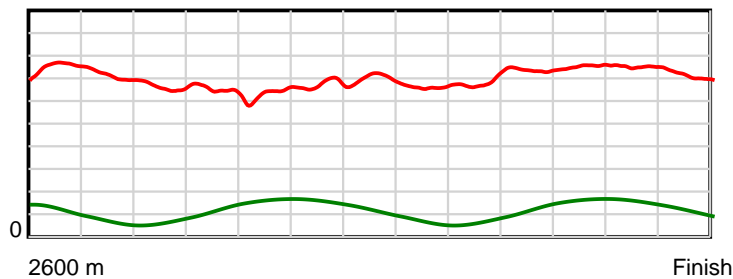
10 m Stride length



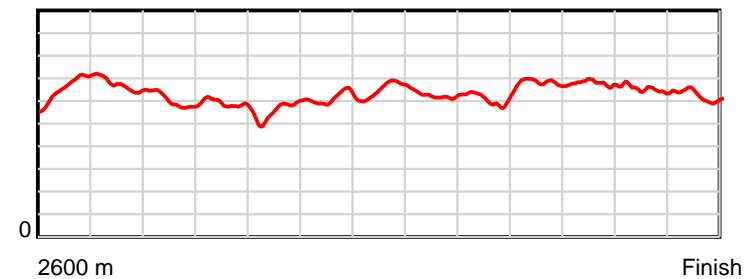
0.6 s Stride duration



20 m/sec Speed



100 % Stride efficiency



Note: Horizontal distance axis grid lines are 200m furlongs.

Disclaimer.

HRNZ and NZMTC and Thoroughbred Ratings Pty Ltd accepts no responsibility for the completeness or accuracy of any of the information contained herein, and makes no representations about its suitability for any particular purpose. Users should make their own judgements about those matters and/or seek independent advice. You assume all risks associated with use of the data provided on this page.



Race Results



November 08, 2022, Race 5, ALABAR (JUNIOR FREE-FOR-ALL) MOBILE PACE, Distance 2600m, Addington - Survey 3200m

Result	TAB no.	Horse (Barrier)	2600 to	2400m to
6th	14	Henry Hubert (14)	2400m	2200m
		Position in running (margin)	-	12(10.8)
		Sectional time (s)	14.43	14.78
		Cumulative time (s)	188.57	174.14
		Speed (m/s)	13.86	13.53
		Stride length (m)	6.40	6.23
		Stride duration (s)	0.445	0.460
		Stride efficiency (%)	64.06	60.56
		Stride count	31.24	32.13

Disclaimer.

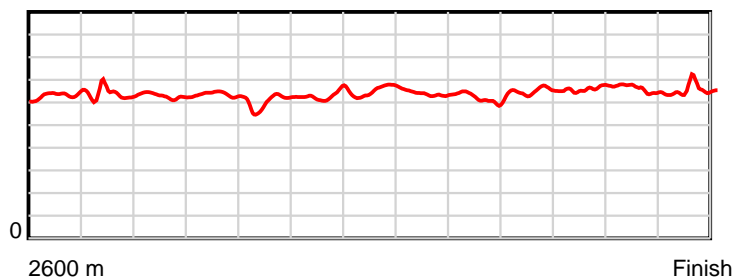
HRNZ and NZMTC and Thoroughbred Ratings Pty Ltd accepts no responsibility for the completeness or accuracy of any of the information contained herein, and makes no representations about its suitability for any particular purpose. Users should make their own judgements about those matters and/or seek independent advice. You assume all risks associated with use of the data provided on this page.

Race Results

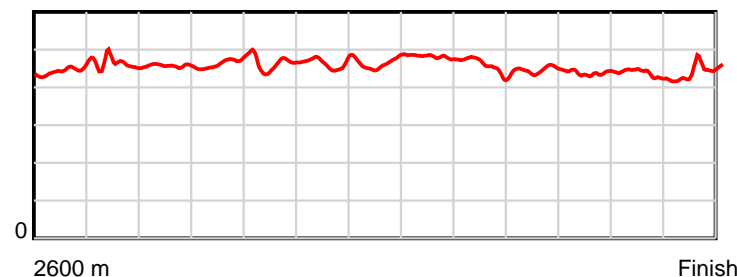
November 08, 2022, Race 5, ALABAR (JUNIOR FREE-FOR-ALL) MOBILE PACE, Distance 2600m, Addington - Survey 3200m

Result	TAB no.	Horse (Barrier)	2200m to	2000m to	1800m to	1600m to	1400m to	1200m to	1000m to	800m to	600m to	400m to	200m to	Total or	Margin
6th	14	Henry Hubert (14)	2000m	1800m	1600m	1400m	1200m	1000m	800m	600m	400m	200m	WP	Average	
		Position in running (margin)	11(16.5)	12(14.4)	12(11.3)	11(9.6)	11(9.3)	12(10.0)	12(9.5)	11(9.0)	10(5.6)	10(5.7)	9(4.9)		2.00
		Sectional time (s)	14.84	14.64	15.78	14.98	14.27	15.26	14.96	13.74	13.69	13.56	13.64		
		Cumulative time (s)	159.36	144.52	129.88	114.10	99.12	84.85	69.59	54.63	40.89	27.20	13.64	3:08.57	
		Speed (m/s)	13.48	13.66	12.67	13.35	14.02	13.11	13.37	14.56	14.61	14.75	14.66	13.79	
		Stride length (m)	6.16	6.35	5.88	6.23	6.50	6.30	6.09	6.49	6.40	6.40	6.49	6.30	
		Stride duration (s)	0.457	0.465	0.464	0.466	0.464	0.480	0.456	0.446	0.438	0.434	0.443	0.457	
		Stride efficiency (%)	59.31	63.02	53.99	60.57	66.09	61.98	57.97	65.87	63.94	64.01	65.83	61.95	
		Stride count	32.46	31.49	34.03	32.12	30.75	31.76	32.84	30.80	31.27	31.25	30.81	412.95	

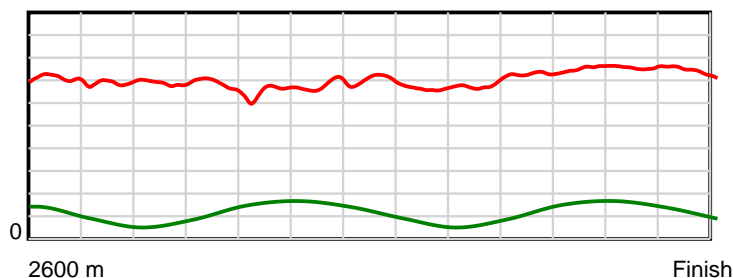
10 m Stride length



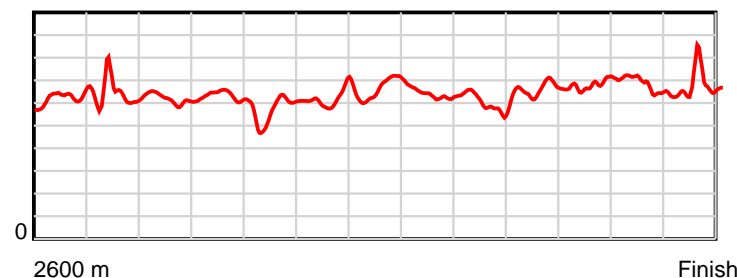
0.6 s Stride duration



20 m/sec Speed



100 % Stride efficiency



Note: Horizontal distance axis grid lines are 200m furlongs.

Disclaimer.

HRNZ and NZMTC and Thoroughbred Ratings Pty Ltd accepts no responsibility for the completeness or accuracy of any of the information contained herein, and makes no representations about its suitability for any particular purpose. Users should make their own judgements about those matters and/or seek independent advice. You assume all risks associated with use of the data provided on this page.



Race Results



November 08, 2022, Race 5, ALABAR (JUNIOR FREE-FOR-ALL) MOBILE PACE, Distance 2600m, Addington - Survey 3200m

Result	TAB no.	Horse (Barrier)	2600 to	2400m to
7th	12	Got You Covere... (12)	2400m	2200m
		Position in running (margin)	-	8(7.9)
		Sectional time (s)	13.95	14.52
		Cumulative time (s)	188.74	174.79
		Speed (m/s)	14.34	13.77
		Stride length (m)	6.36	6.17
		Stride duration (s)	0.431	0.448
		Stride efficiency (%)	63.22	59.42
		Stride count	31.44	32.43

Disclaimer.

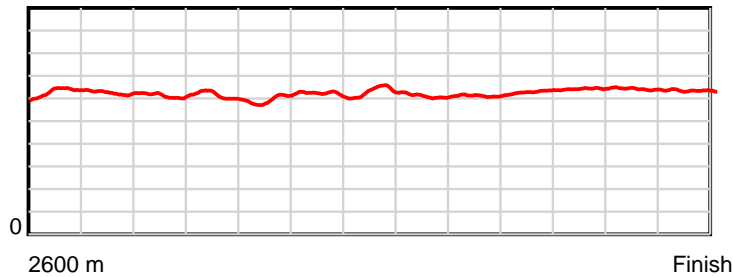
HRNZ and NZMTC and Thoroughbred Ratings Pty Ltd accepts no responsibility for the completeness or accuracy of any of the information contained herein, and makes no representations about its suitability for any particular purpose. Users should make their own judgements about those matters and/or seek independent advice. You assume all risks associated with use of the data provided on this page.

Race Results

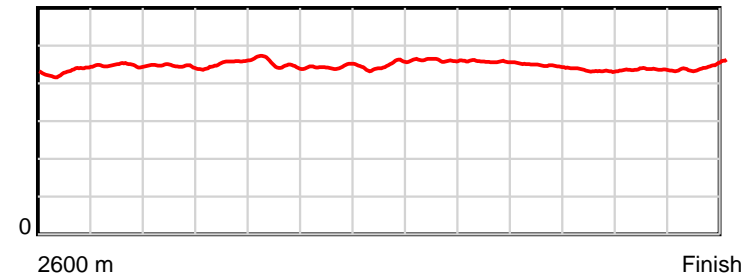
November 08, 2022, Race 5, ALABAR (JUNIOR FREE-FOR-ALL) MOBILE PACE, Distance 2600m, Addington - Survey 3200m

Result	TAB no.	Horse (Barrier)	2200m to	2000m to	1800m to	1600m to	1400m to	1200m to	1000m to	800m to	600m to	400m to	200m to	Total or	Margin
7th	12	Got You Covere... (12)	2000m	1800m	1600m	1400m	1200m	1000m	800m	600m	400m	200m	WP	Average	
		Position in running (margin)	8(12.1)	8(10.0)	8(7.8)	5(4.8)	4(2.1)	4(2.3)	4(1.6)	4(2.9)	4(2.1)	5(2.3)	5(2.7)		2.90
		Sectional time (s)	14.84	14.81	15.56	14.58	14.20	15.22	15.25	14.17	13.73	13.75	14.16		
		Cumulative time (s)	160.27	145.43	130.62	115.06	100.48	86.28	71.06	55.81	41.64	27.91	14.16	3:08.74	
		Speed (m/s)	13.48	13.50	12.85	13.72	14.08	13.14	13.11	14.11	14.57	14.55	14.12	13.78	
		Stride length (m)	6.01	6.12	5.81	6.10	6.31	6.06	6.00	6.30	6.32	6.33	6.30	6.16	
		Stride duration (s)	0.446	0.453	0.452	0.445	0.448	0.461	0.458	0.446	0.434	0.436	0.446	0.448	
		Stride efficiency (%)	56.51	58.53	52.74	58.12	62.23	57.45	56.23	62.01	62.47	62.70	62.01	59.39	
		Stride count	33.26	32.68	34.43	32.79	31.69	32.98	33.34	31.75	31.63	31.57	31.75	421.74	

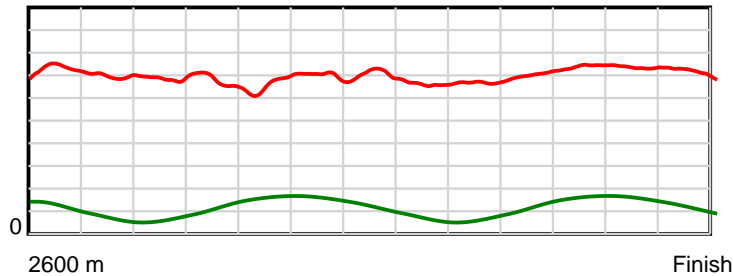
10 m Stride length



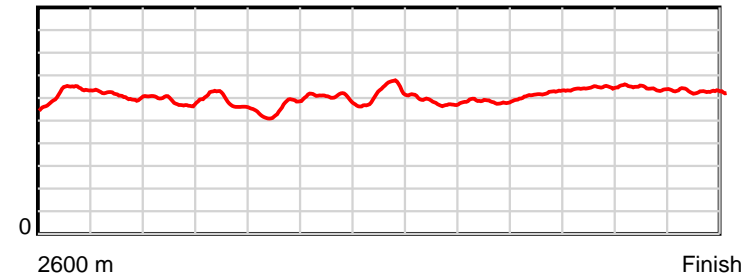
0.6 s Stride duration



20 m/sec Speed



100 % Stride efficiency



Note: Horizontal distance axis grid lines are 200m furlongs.

Disclaimer.

HRNZ and NZMTC and Thoroughbred Ratings Pty Ltd accepts no responsibility for the completeness or accuracy of any of the information contained herein, and makes no representations about its suitability for any particular purpose. Users should make their own judgements about those matters and/or seek independent advice. You assume all risks associated with use of the data provided on this page.



Race Results



November 08, 2022, Race 5, ALABAR (JUNIOR FREE-FOR-ALL) MOBILE PACE, Distance 2600m, Addington - Survey 3200m

Result	TAB no.	Horse (Barrier)	2600 to	2400m to
8th	11	Shan Noble (11)	2400m	2200m
		Position in running (margin)	-	7(6.7)
		Sectional time (s)	13.82	14.40
		Cumulative time (s)	188.86	175.04
		Speed (m/s)	14.48	13.89
		Stride length (m)	6.54	6.27
		Stride duration (s)	0.432	0.452
		Stride efficiency (%)	66.75	61.50
		Stride count	30.60	31.88

Disclaimer.

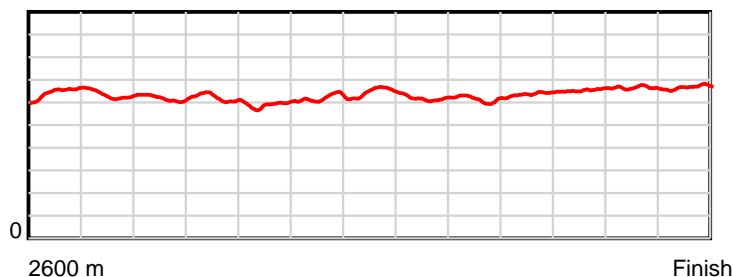
HRNZ and NZMTC and Thoroughbred Ratings Pty Ltd accepts no responsibility for the completeness or accuracy of any of the information contained herein, and makes no representations about its suitability for any particular purpose. Users should make their own judgements about those matters and/or seek independent advice. You assume all risks associated with use of the data provided on this page.

Race Results

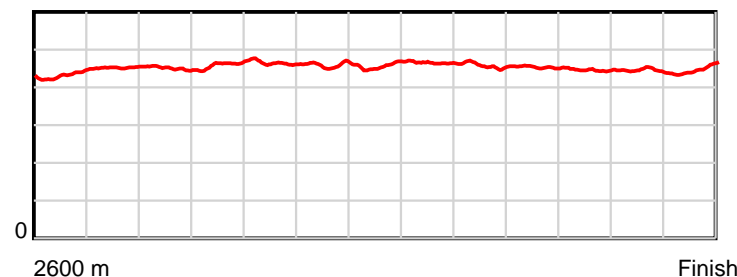
November 08, 2022, Race 5, ALABAR (JUNIOR FREE-FOR-ALL) MOBILE PACE, Distance 2600m, Addington - Survey 3200m

Result	TAB no.	Horse (Barrier)	2200m to	2000m to	1800m to	1600m to	1400m to	1200m to	1000m to	800m to	600m to	400m to	200m to	Total or	Margin
8th	11	Shan Noble (11)	2000m	1800m	1600m	1400m	1200m	1000m	800m	600m	400m	200m	WP	Average	
		Position in running (margin)	7(10.1)	7(7.6)	6(5.5)	6(5.6)	8(5.8)	8(6.2)	8(5.8)	8(6.5)	11(5.7)	11(6.4)	11(6.3)		3.60
		Sectional time (s)	14.77	14.81	16.09	15.06	14.23	15.27	15.16	14.19	13.80	13.66	13.60		
		Cumulative time (s)	160.64	145.87	131.06	114.97	99.91	85.68	70.41	55.25	41.06	27.26	13.60	3:08.86	
		Speed (m/s)	13.54	13.50	12.43	13.28	14.05	13.10	13.19	14.09	14.49	14.64	14.71	13.77	
		Stride length (m)	6.10	6.20	5.78	6.10	6.42	6.09	6.03	6.39	6.46	6.52	6.60	6.26	
		Stride duration (s)	0.451	0.459	0.465	0.459	0.457	0.465	0.457	0.453	0.446	0.445	0.449	0.455	
		Stride efficiency (%)	58.15	60.11	52.21	58.17	64.37	58.02	56.88	63.77	65.17	66.34	68.02	61.24	
		Stride count	32.79	32.25	34.60	32.78	31.16	32.82	33.15	31.31	30.97	30.70	30.31	415.32	

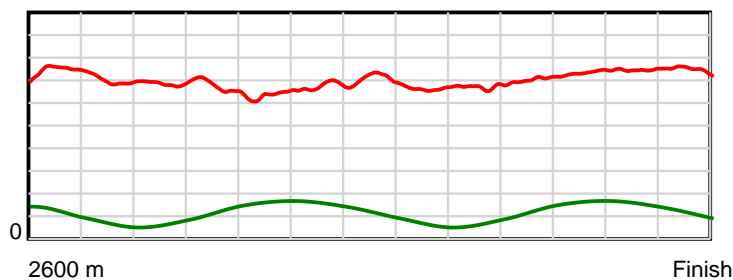
10 m Stride length



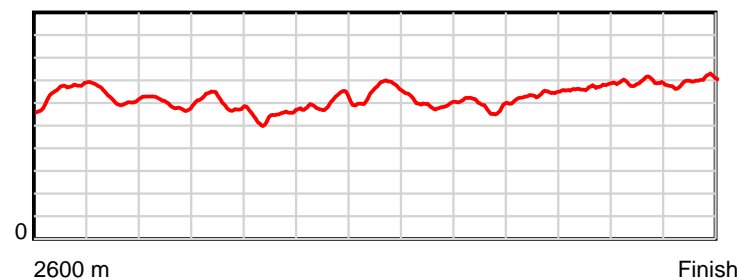
0.6 s Stride duration



20 m/sec Speed



100 % Stride efficiency



Note: Horizontal distance axis grid lines are 200m furlongs.

Disclaimer.

HRNZ and NZMTC and Thoroughbred Ratings Pty Ltd accepts no responsibility for the completeness or accuracy of any of the information contained herein, and makes no representations about its suitability for any particular purpose. Users should make their own judgements about those matters and/or seek independent advice. You assume all risks associated with use of the data provided on this page.



Race Results



November 08, 2022, Race 5, ALABAR (JUNIOR FREE-FOR-ALL) MOBILE PACE, Distance 2600m, Addington - Survey 3200m

Result	TAB no.	Horse (Barrier)	2600 to	2400m to
9th	2	Corravally Sta... (2)	2400m	2200m
		Position in running (margin)	-	2(1.1)
		Sectional time (s)	12.67	14.04
		Cumulative time (s)	188.91	176.24
		Speed (m/s)	15.79	14.25
		Stride length (m)	6.22	6.12
		Stride duration (s)	0.395	0.429
		Stride efficiency (%)	60.52	58.47
		Stride count	32.14	32.70

Disclaimer.

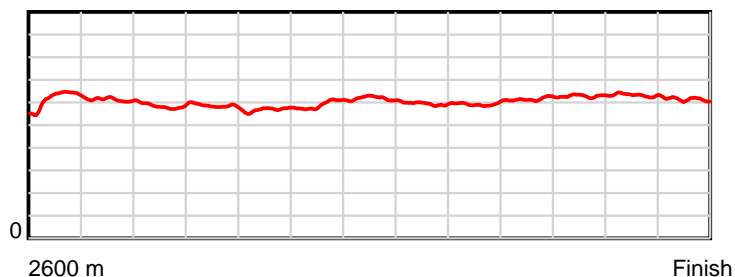
HRNZ and NZMTC and Thoroughbred Ratings Pty Ltd accepts no responsibility for the completeness or accuracy of any of the information contained herein, and makes no representations about its suitability for any particular purpose. Users should make their own judgements about those matters and/or seek independent advice. You assume all risks associated with use of the data provided on this page.

Race Results

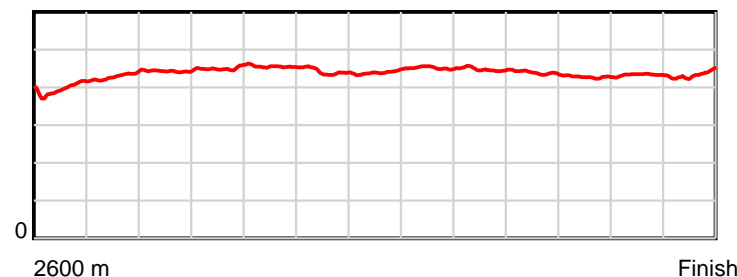
November 08, 2022, Race 5, ALABAR (JUNIOR FREE-FOR-ALL) MOBILE PACE, Distance 2600m, Addington - Survey 3200m

Result	TAB no.	Horse (Barrier)	2200m to	2000m to	1800m to	1600m to	1400m to	1200m to	1000m to	800m to	600m to	400m to	200m to	Total or	Margin
9th	2	Corravally Sta... (2)	2000m	1800m	1600m	1400m	1200m	1000m	800m	600m	400m	200m	WP	Average	
		Position in running (margin)	2(2.4)	3(2.1)	3(3.3)	4(3.8)	5(3.5)	5(3.5)	5(3.1)	5(3.3)	6(3.2)	6(3.5)	8(4.0)		3.90
		Sectional time (s)	15.14	15.36	16.15	14.99	14.16	15.27	15.09	14.29	13.72	13.78	14.25		
		Cumulative time (s)	162.20	147.06	131.70	115.55	100.56	86.40	71.13	56.04	41.75	28.03	14.25	3:08.91	
		Speed (m/s)	13.21	13.02	12.38	13.34	14.12	13.10	13.25	14.00	14.58	14.51	14.04	13.76	
		Stride length (m)	5.85	5.86	5.64	5.89	6.21	5.92	5.93	6.14	6.22	6.30	6.10	6.03	
		Stride duration (s)	0.443	0.450	0.455	0.442	0.440	0.451	0.448	0.439	0.427	0.434	0.434	0.438	
		Stride efficiency (%)	53.51	53.72	49.69	54.29	60.31	54.68	55.04	58.98	60.53	61.94	58.07	56.73	
		Stride count	34.18	34.11	35.47	33.93	32.19	33.81	33.70	32.56	32.14	31.77	32.81	431.51	

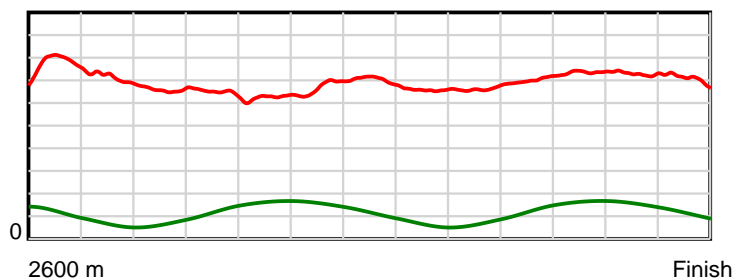
10 m Stride length



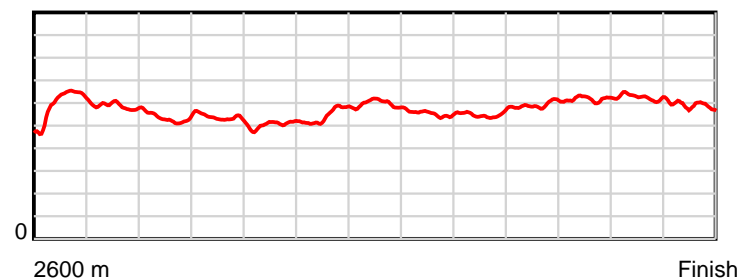
0.6 s Stride duration



20 m/sec Speed



100 % Stride efficiency



Note: Horizontal distance axis grid lines are 200m furlongs.

Disclaimer.

HRNZ and NZMTC and Thoroughbred Ratings Pty Ltd accepts no responsibility for the completeness or accuracy of any of the information contained herein, and makes no representations about its suitability for any particular purpose. Users should make their own judgements about those matters and/or seek independent advice. You assume all risks associated with use of the data provided on this page.



Race Results



November 08, 2022, Race 5, ALABAR (JUNIOR FREE-FOR-ALL) MOBILE PACE, Distance 2600m, Addington - Survey 3200m

Result	TAB no.	Horse (Barrier)	2600 to	2400m to
10th	1	The Falcon (1)	2400m	2200m
		Position in running (margin)	-	3(2.6)
		Sectional time (s)	12.98	14.09
		Cumulative time (s)	188.97	175.99
		Speed (m/s)	15.41	14.19
		Stride length (m)	6.72	6.70
		Stride duration (s)	0.434	0.472
		Stride efficiency (%)	70.61	70.05
		Stride count	29.75	29.87

Disclaimer.

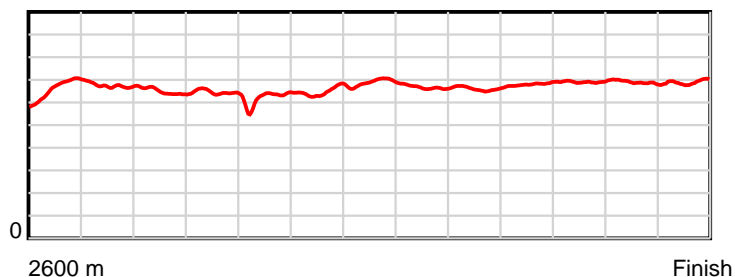
HRNZ and NZMTC and Thoroughbred Ratings Pty Ltd accepts no responsibility for the completeness or accuracy of any of the information contained herein, and makes no representations about its suitability for any particular purpose. Users should make their own judgements about those matters and/or seek independent advice. You assume all risks associated with use of the data provided on this page.

Race Results

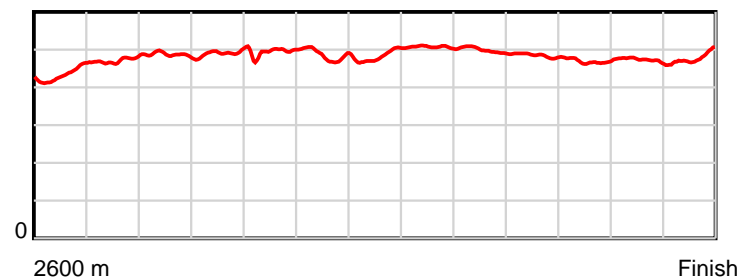
November 08, 2022, Race 5, ALABAR (JUNIOR FREE-FOR-ALL) MOBILE PACE, Distance 2600m, Addington - Survey 3200m

Result	TAB no.	Horse (Barrier)	2200m to	2000m to	1800m to	1600m to	1400m to	1200m to	1000m to	800m to	600m to	400m to	200m to	Total or	Margin
10th	1	The Falcon (1)	2000m	1800m	1600m	1400m	1200m	1000m	800m	600m	400m	200m	WP	Average	
		Position in running (margin)	3(4.2)	4(4.3)	5(5.4)	7(5.7)	7(5.6)	7(5.0)	7(4.3)	7(5.3)	9(5.0)	9(5.2)	10(5.3)		4.20
		Sectional time (s)	15.21	15.34	16.12	15.03	14.06	15.21	15.22	14.26	13.71	13.70	14.04		
		Cumulative time (s)	161.90	146.69	131.35	115.23	100.20	86.14	70.93	55.71	41.45	27.74	14.04	3:08.97	
		Speed (m/s)	13.15	13.04	12.41	13.31	14.22	13.15	13.14	14.03	14.59	14.60	14.25	13.76	
		Stride length (m)	6.40	6.41	6.12	6.48	6.87	6.67	6.55	6.80	6.83	6.90	6.83	6.63	
		Stride duration (s)	0.487	0.491	0.494	0.487	0.483	0.507	0.499	0.485	0.469	0.472	0.479	0.482	
		Stride efficiency (%)	64.04	64.16	58.62	65.58	73.83	69.42	67.09	72.33	73.00	74.29	72.90	68.68	
		Stride count	31.24	31.21	32.65	30.87	29.10	30.01	30.52	29.40	29.26	29.01	29.28	392.17	

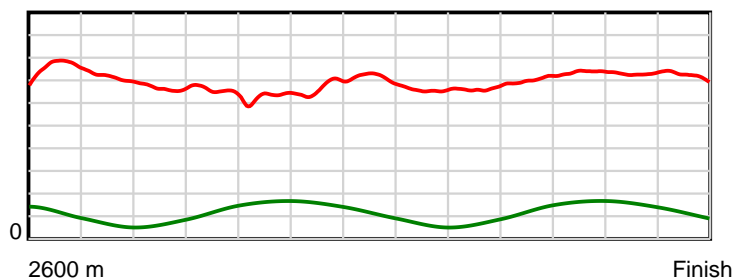
10 m Stride length



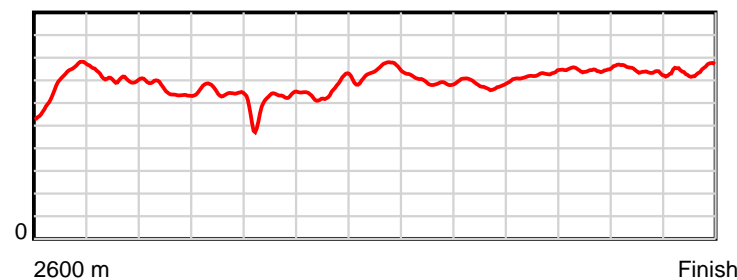
0.6 s Stride duration



20 m/sec Speed



100 % Stride efficiency



Note: Horizontal distance axis grid lines are 200m furlongs.

Disclaimer.

HRNZ and NZMTC and Thoroughbred Ratings Pty Ltd accepts no responsibility for the completeness or accuracy of any of the information contained herein, and makes no representations about its suitability for any particular purpose. Users should make their own judgements about those matters and/or seek independent advice. You assume all risks associated with use of the data provided on this page.



Race Results



November 08, 2022, Race 5, ALABAR (JUNIOR FREE-FOR-ALL) MOBILE PACE, Distance 2600m, Addington - Survey 3200m

Result	TAB no.	Horse (Barrier)	2600 to	2400m to
11th	5	Terry (5)	2400m	2200m
		Position in running (margin)	-	9(9.0)
		Sectional time (s)	14.02	15.31
		Cumulative time (s)	188.98	174.96
		Speed (m/s)	14.27	13.06
		Stride length (m)	6.16	5.72
		Stride duration (s)	0.431	0.438
		Stride efficiency (%)	59.27	51.22
		Stride count	32.47	34.93

Disclaimer.

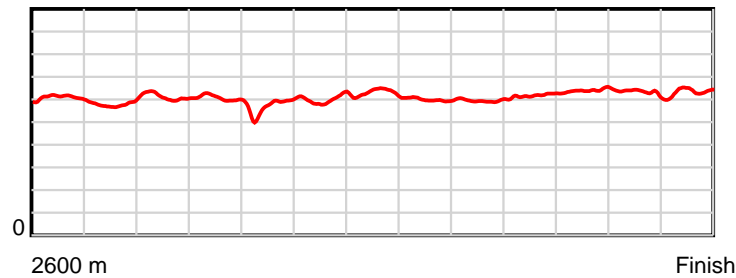
HRNZ and NZMTC and Thoroughbred Ratings Pty Ltd accepts no responsibility for the completeness or accuracy of any of the information contained herein, and makes no representations about its suitability for any particular purpose. Users should make their own judgements about those matters and/or seek independent advice. You assume all risks associated with use of the data provided on this page.

Race Results

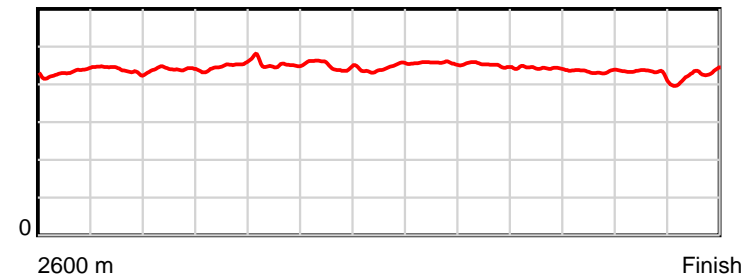
November 08, 2022, Race 5, ALABAR (JUNIOR FREE-FOR-ALL) MOBILE PACE, Distance 2600m, Addington - Survey 3200m

Result	TAB no.	Horse (Barrier)	2200m to	2000m to	1800m to	1600m to	1400m to	1200m to	1000m to	800m to	600m to	400m to	200m to	Total or	Margin
11th	5	Terry (5)	2000m	1800m	1600m	1400m	1200m	1000m	800m	600m	400m	200m	WP	Average	
		Position in running (margin)	12(17.9)	11(13.3)	11(10.9)	12(10.3)	12(9.3)	11(8.7)	11(7.9)	12(9.0)	14(9.2)	13(8.7)	13(8.0)		4.20
		Sectional time (s)	14.42	14.76	15.97	14.88	14.06	15.19	15.24	14.34	13.59	13.59	13.61		
		Cumulative time (s)	159.65	145.23	130.47	114.50	99.62	85.56	70.37	55.13	40.79	27.20	13.61	3:08.98	
		Speed (m/s)	13.87	13.55	12.52	13.44	14.22	13.17	13.12	13.95	14.72	14.72	14.70	13.76	
		Stride length (m)	6.11	6.08	5.68	6.06	6.30	6.01	5.93	6.18	6.39	6.32	6.27	6.09	
		Stride duration (s)	0.441	0.449	0.454	0.451	0.443	0.457	0.452	0.443	0.434	0.429	0.427	0.442	
		Stride efficiency (%)	58.37	57.76	50.46	57.41	62.12	56.48	54.88	59.69	63.83	62.41	61.46	57.90	
		Stride count	32.72	32.90	35.20	33.00	31.72	33.27	33.75	32.36	31.29	31.65	31.89	427.15	

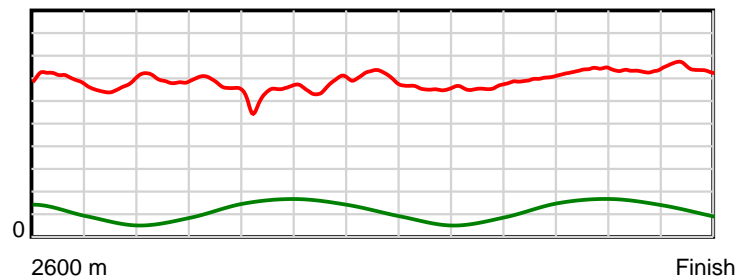
10 m Stride length



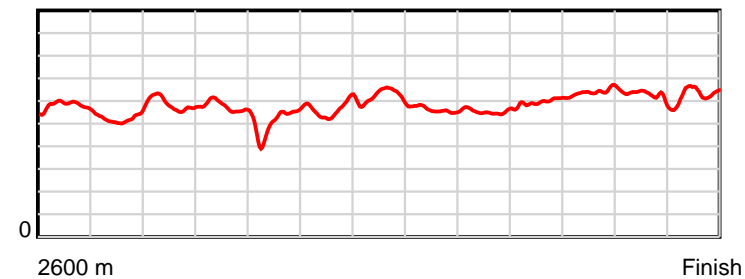
0.6 s Stride duration



20 m/sec Speed



100 % Stride efficiency



Note: Horizontal distance axis grid lines are 200m furlongs.

Disclaimer.

HRNZ and NZMTC and Thoroughbred Ratings Pty Ltd accepts no responsibility for the completeness or accuracy of any of the information contained herein, and makes no representations about its suitability for any particular purpose. Users should make their own judgements about those matters and/or seek independent advice. You assume all risks associated with use of the data provided on this page.



Race Results



November 08, 2022, Race 5, ALABAR (JUNIOR FREE-FOR-ALL) MOBILE PACE, Distance 2600m, Addington - Survey 3200m

Result	TAB no.	Horse (Barrier)	2600 to	2400m to
12th	3	Tommy Waterhou... (3)	2400m	2200m
		Position in running (margin)	-	1(0.0)
		Sectional time (s)	12.60	13.83
		Cumulative time (s)	189.07	176.47
		Speed (m/s)	15.88	14.46
		Stride length (m)	6.40	6.51
		Stride duration (s)	0.400	0.450
		Stride efficiency (%)	64.06	66.14
		Stride count	31.24	30.74

Disclaimer.

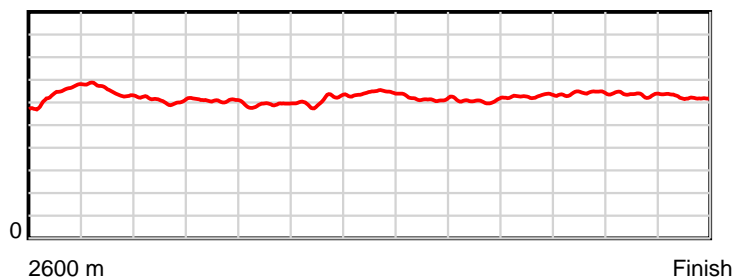
HRNZ and NZMTC and Thoroughbred Ratings Pty Ltd accepts no responsibility for the completeness or accuracy of any of the information contained herein, and makes no representations about its suitability for any particular purpose. Users should make their own judgements about those matters and/or seek independent advice. You assume all risks associated with use of the data provided on this page.

Race Results

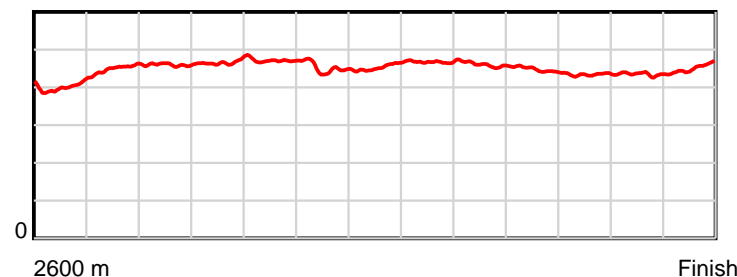
November 08, 2022, Race 5, ALABAR (JUNIOR FREE-FOR-ALL) MOBILE PACE, Distance 2600m, Addington - Survey 3200m

Result	TAB no.	Horse (Barrier)	2200m to	2000m to	1800m to	1600m to	1400m to	1200m to	1000m to	800m to	600m to	400m to	200m to	Total or	Margin
12th	3	Tommy Waterhou... (3)	2000m	1800m	1600m	1400m	1200m	1000m	800m	600m	400m	200m	WP	Average	
		Position in running (margin)	1(0.0)	1(0.0)	2(1.7)	2(2.1)	2(1.4)	3(1.9)	2(0.8)	3(1.6)	3(1.8)	4(1.7)	4(1.9)		4.80
		Sectional time (s)	15.19	15.44	16.15	14.92	14.23	15.15	15.19	14.34	13.66	13.72	14.65		
		Cumulative time (s)	162.64	147.45	132.01	115.86	100.94	86.71	71.56	56.37	42.03	28.37	14.65	3:09.07	
		Speed (m/s)	13.17	12.95	12.38	13.40	14.05	13.20	13.17	13.95	14.64	14.58	13.65	13.75	
		Stride length (m)	6.05	6.04	5.84	6.06	6.37	6.17	6.07	6.24	6.36	6.34	6.17	6.20	
		Stride duration (s)	0.459	0.466	0.471	0.452	0.453	0.468	0.461	0.448	0.434	0.435	0.452	0.450	
		Stride efficiency (%)	57.15	56.97	53.23	57.46	63.39	59.52	57.52	60.86	63.13	62.81	59.48	59.98	
		Stride count	33.07	33.12	34.27	32.98	31.40	32.41	32.96	32.05	31.47	31.55	32.42	419.68	

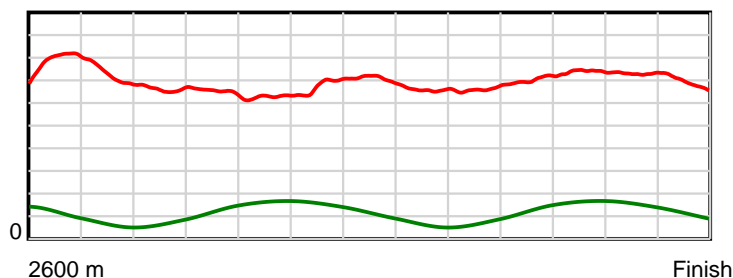
10 m Stride length



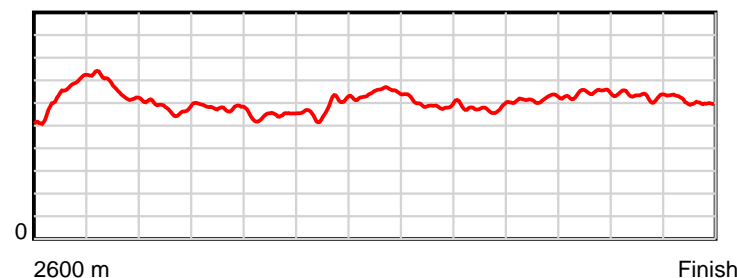
0.6 s Stride duration



20 m/sec Speed



100 % Stride efficiency



Note: Horizontal distance axis grid lines are 200m furlongs.

Disclaimer.

HRNZ and NZMTC and Thoroughbred Ratings Pty Ltd accepts no responsibility for the completeness or accuracy of any of the information contained herein, and makes no representations about its suitability for any particular purpose. Users should make their own judgements about those matters and/or seek independent advice. You assume all risks associated with use of the data provided on this page.



Race Results



November 08, 2022, Race 5, ALABAR (JUNIOR FREE-FOR-ALL) MOBILE PACE, Distance 2600m, Addington - Survey 3200m

Result	TAB no.	Horse (Barrier)	2600 to	2400m to
13th	9	Stylish Memphi... (9)	2400m	2200m
		Position in running (margin)	-	14(14.9)
		Sectional time (s)	15.10	14.04
		Cumulative time (s)	189.10	174.00
		Speed (m/s)	13.25	14.25
		Stride length (m)	6.39	6.54
		Stride duration (s)	0.476	0.459
		Stride efficiency (%)	63.82	66.87
		Stride count	31.30	30.57

Disclaimer.

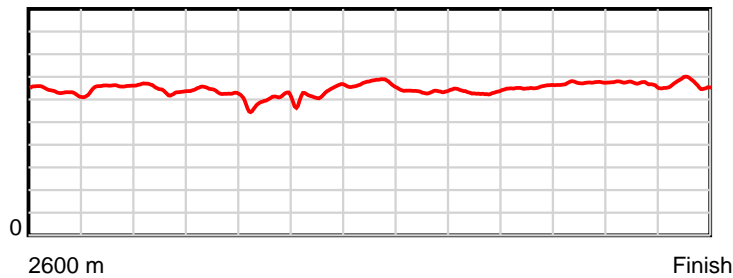
HRNZ and NZMTC and Thoroughbred Ratings Pty Ltd accepts no responsibility for the completeness or accuracy of any of the information contained herein, and makes no representations about its suitability for any particular purpose. Users should make their own judgements about those matters and/or seek independent advice. You assume all risks associated with use of the data provided on this page.

Race Results

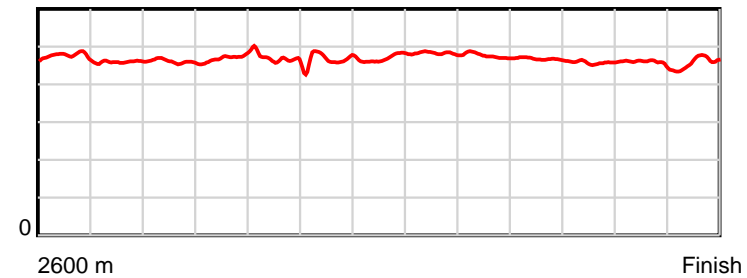
November 08, 2022, Race 5, ALABAR (JUNIOR FREE-FOR-ALL) MOBILE PACE, Distance 2600m, Addington - Survey 3200m

Result	TAB no.	Horse (Barrier)	2200m to	2000m to	1800m to	1600m to	1400m to	1200m to	1000m to	800m to	600m to	400m to	200m to	Total or	Margin
13th	9	Stylish Memphi... (9)	2000m	1800m	1600m	1400m	1200m	1000m	800m	600m	400m	200m	WP	Average	
		Position in running (margin)	10(16.1)	9(10.9)	9(8.2)	10(8.4)	10(8.2)	9(7.7)	9(6.4)	9(6.5)	12(6.7)	12(6.7)	12(7.6)		4.90
		Sectional time (s)	14.33	14.71	16.09	15.01	14.06	15.12	15.08	14.34	13.68	13.84	13.70		
		Cumulative time (s)	159.96	145.63	130.92	114.83	99.82	85.76	70.64	55.56	41.22	27.54	13.70	3:09.10	
		Speed (m/s)	13.96	13.60	12.43	13.32	14.22	13.23	13.26	13.95	14.62	14.45	14.60	13.75	
		Stride length (m)	6.43	6.38	5.83	6.20	6.68	6.38	6.31	6.52	6.69	6.61	6.70	6.43	
		Stride duration (s)	0.461	0.470	0.469	0.465	0.469	0.482	0.476	0.467	0.458	0.458	0.459	0.467	
		Stride efficiency (%)	64.68	63.65	53.14	60.06	69.65	63.53	62.28	66.46	70.04	68.34	70.14	64.56	
		Stride count	31.09	31.34	34.30	32.26	29.96	31.37	31.68	30.67	29.87	30.24	29.85	404.50	

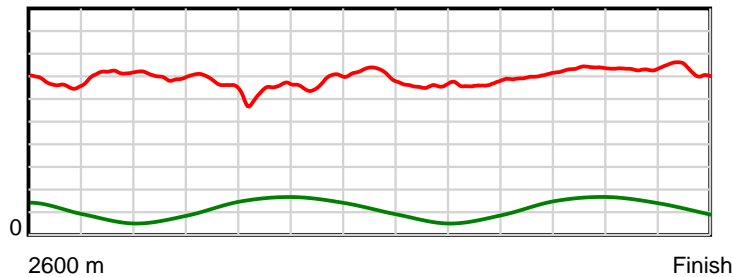
10 m Stride length



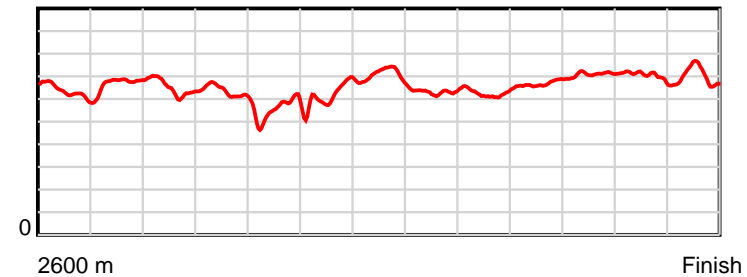
0.6 s Stride duration



20 m/sec Speed



100 % Stride efficiency



Note: Horizontal distance axis grid lines are 200m furlongs.

Disclaimer.

HRNZ and NZMTC and Thoroughbred Ratings Pty Ltd accepts no responsibility for the completeness or accuracy of any of the information contained herein, and makes no representations about its suitability for any particular purpose. Users should make their own judgements about those matters and/or seek independent advice. You assume all risks associated with use of the data provided on this page.



Race Results



November 08, 2022, Race 5, ALABAR (JUNIOR FREE-FOR-ALL) MOBILE PACE, Distance 2600m, Addington - Survey 3200m

Result	TAB no.	Horse (Barrier)	2600 to	2400m to
14th	6	Mikey Maguire (6)	2400m	2200m
		Position in running (margin)	-	13(12.4)
		Sectional time (s)	14.43	15.37
		Cumulative time (s)	189.61	175.18
		Speed (m/s)	13.86	13.01
		Stride length (m)	6.35	5.99
		Stride duration (s)	0.461	0.461
		Stride efficiency (%)	63.00	56.12
		Stride count	31.50	33.37

Disclaimer.

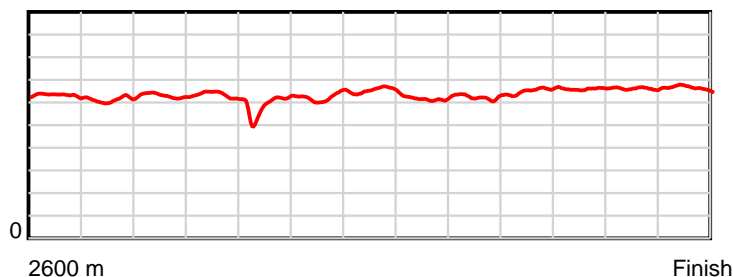
HRNZ and NZMTC and Thoroughbred Ratings Pty Ltd accepts no responsibility for the completeness or accuracy of any of the information contained herein, and makes no representations about its suitability for any particular purpose. Users should make their own judgements about those matters and/or seek independent advice. You assume all risks associated with use of the data provided on this page.

Race Results

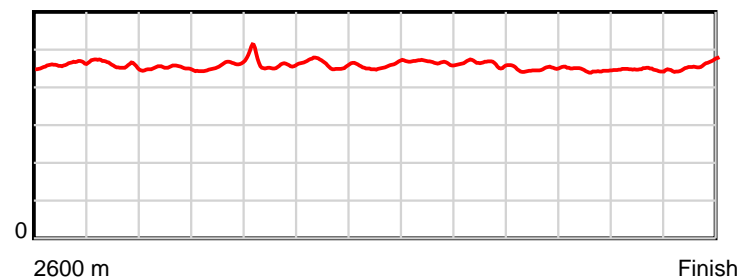
November 08, 2022, Race 5, ALABAR (JUNIOR FREE-FOR-ALL) MOBILE PACE, Distance 2600m, Addington - Survey 3200m

Result	TAB no.	Horse (Barrier)	2200m to	2000m to	1800m to	1600m to	1400m to	1200m to	1000m to	800m to	600m to	400m to	200m to	Total or	Margin
14th	6	Mikey Maguire (6)	2000m	1800m	1600m	1400m	1200m	1000m	800m	600m	400m	200m	WP	Average	
		Position in running (margin)	14(21.6)	13(16.6)	13(13.1)	14(13.2)	14(12.5)	14(12.3)	14(11.4)	14(10.5)	13(7.8)	14(9.0)	14(9.4)		7.70
		Sectional time (s)	14.35	14.57	16.09	14.92	14.13	15.17	14.91	13.85	13.90	13.76	14.16		
		Cumulative time (s)	159.81	145.46	130.89	114.80	99.88	85.75	70.58	55.67	41.82	27.92	14.16	3:09.61	
		Speed (m/s)	13.94	13.73	12.43	13.40	14.15	13.18	13.41	14.44	14.39	14.53	14.12	13.71	
		Stride length (m)	6.29	6.28	5.79	6.20	6.47	6.15	6.22	6.47	6.41	6.50	6.49	6.27	
		Stride duration (s)	0.451	0.457	0.466	0.462	0.457	0.466	0.464	0.448	0.445	0.447	0.459	0.457	
		Stride efficiency (%)	61.80	61.63	52.36	60.04	65.43	59.01	60.46	65.42	64.20	65.99	65.77	61.43	
		Stride count	31.80	31.85	34.55	32.27	30.91	32.55	32.15	30.91	31.20	30.78	30.83	414.67	

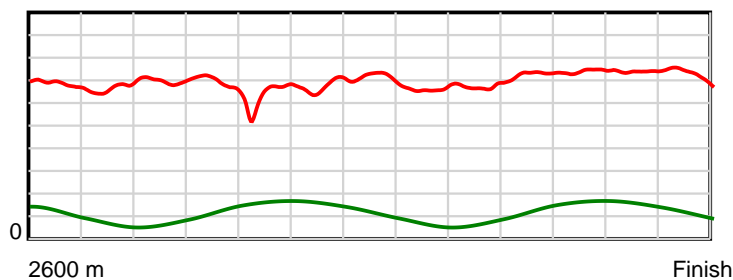
10 m Stride length



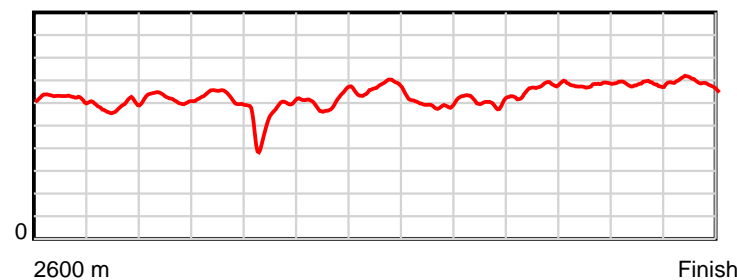
0.6 s Stride duration



20 m/sec Speed



100 % Stride efficiency



Note: Horizontal distance axis grid lines are 200m furlongs.

Disclaimer.

HRNZ and NZMTC and Thoroughbred Ratings Pty Ltd accepts no responsibility for the completeness or accuracy of any of the information contained herein, and makes no representations about its suitability for any particular purpose. Users should make their own judgements about those matters and/or seek independent advice. You assume all risks associated with use of the data provided on this page.