



Race Results

NZ Metropolitan Trotting Club Inc, HRNZ, November 08, 2022

Compilation date: November 8, 2022, 3:57:43 PM (NZDT)

Copyright © 2022 HRNZ and NZMTC. All rights reserved.

Trademarks.

StrideMASTER is a registered trademark of Thoroughbred Ratings Pty Ltd.

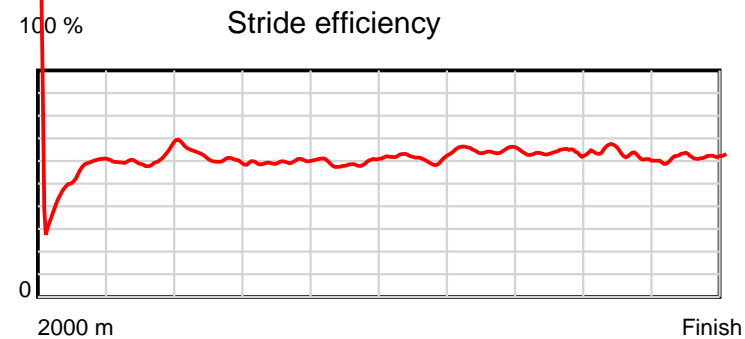
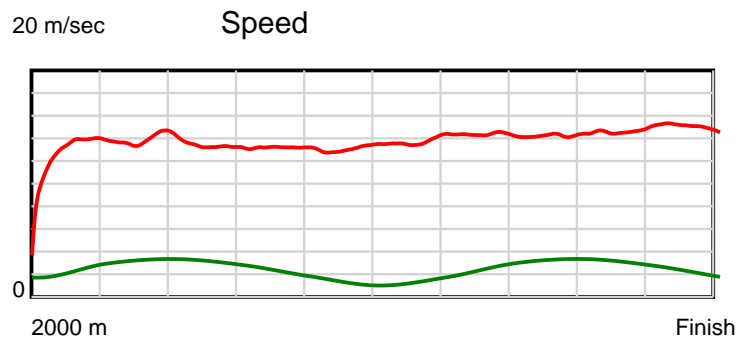
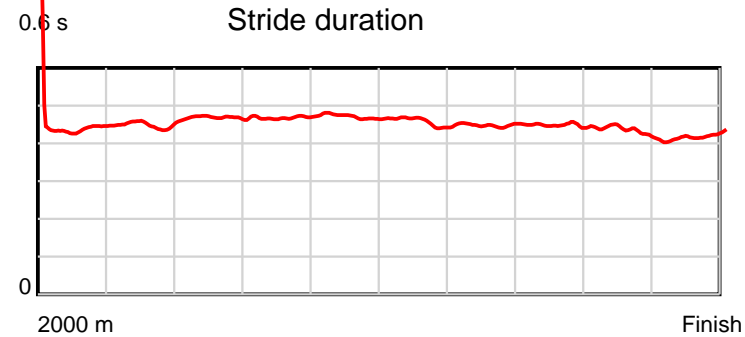
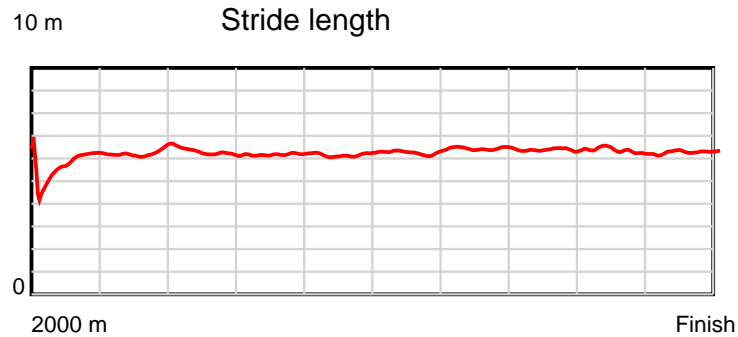
Disclaimer.

HRNZ and NZMTC and Thoroughbred Ratings Pty Ltd accepts no responsibility for the completeness or accuracy of any of the information contained herein, and makes no representations about its suitability for any particular purpose. Users should make their own judgements about those matters and/or seek independent advice. You assume all risks associated with use of the data provided on this page.

Race Results

November 08, 2022, Race 8, HORNBY LIQUOR CENTRE (WORTHY QUEEN) HANDICAP TROT, Distance 2000m, Addington - Survey 3200m

Result	TAB no.	Horse (Barrier)	2000 to	1800m to	1600m to	1400m to	1200m to	1000m to	800m to	600m to	400m to	200m to	Total or	Margin
1st	10	Majestic Man (5)	1800m	1600m	1400m	1200m	1000m	800m	600m	400m	200m	WP	Average	
		Position in running (margin)	-	7(7.8)	7(8.4)	7(7.7)	6(6.7)	6(6.2)	7(4.5)	7(5.1)	7(4.3)	5(2.6)		0.00
		Sectional time (s)	17.37	14.85	15.01	15.14	15.25	14.78	13.89	14.35	13.98	13.23		
		Cumulative time (s)	147.85	130.48	115.63	100.62	85.48	70.23	55.45	41.56	27.21	13.23	2:27.85	
		Speed (m/s)	11.51	13.47	13.32	13.21	13.11	13.53	14.40	13.94	14.31	15.12	13.53	
		Stride length (m)	5.63	6.05	6.24	6.19	6.18	6.18	6.46	6.24	6.18	6.33	6.16	
		Stride duration (s)	0.438	0.449	0.468	0.468	0.471	0.457	0.449	0.448	0.432	0.419	0.455	
		Stride efficiency (%)	49.53	57.17	60.77	59.84	59.65	59.71	65.18	60.94	59.59	62.69	59.30	
		Stride count	35.52	33.07	32.07	32.32	32.37	32.35	30.97	32.03	32.39	31.58	324.67	



Note: Horizontal distance axis grid lines are 200m furlongs.

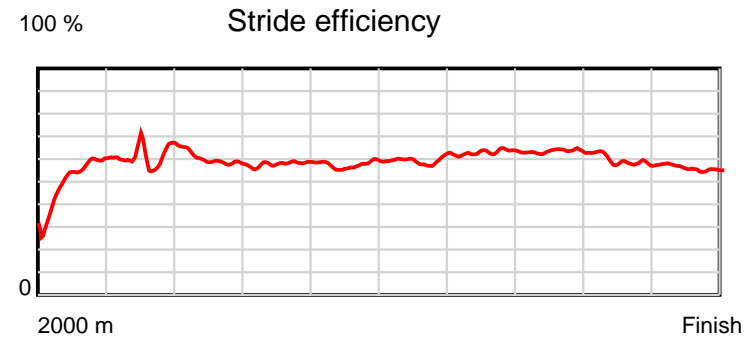
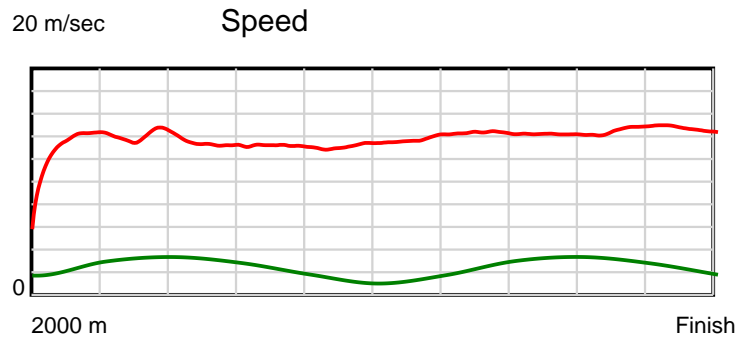
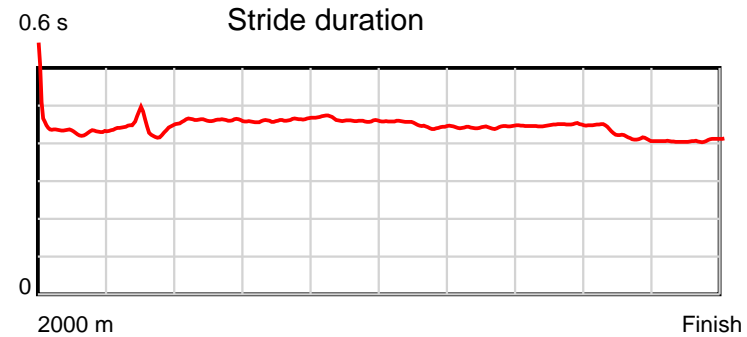
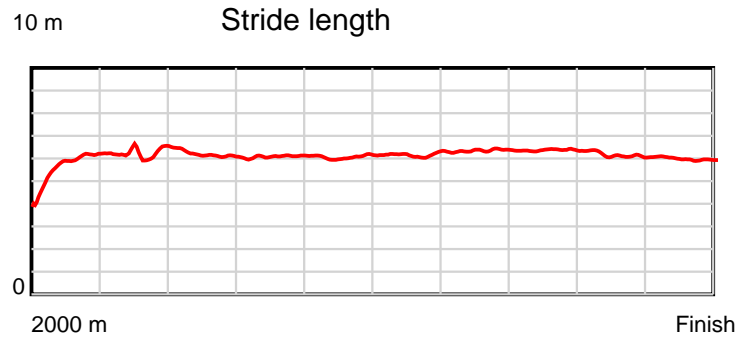
Disclaimer.

HRNZ and NZMTC and Thoroughbred Ratings Pty Ltd accepts no responsibility for the completeness or accuracy of any of the information contained herein, and makes no representations about its suitability for any particular purpose. Users should make their own judgements about those matters and/or seek independent advice. You assume all risks associated with use of the data provided on this page.

Race Results

November 08, 2022, Race 8, HORNBY LIQUOR CENTRE (WORTHY QUEEN) HANDICAP TROT, Distance 2000m, Addington - Survey 3200m

Result	TAB no.	Horse (Barrier)	2000 to	1800m to	1600m to	1400m to	1200m to	1000m to	800m to	600m to	400m to	200m to	Total or	Margin
2nd	9	Oscar Bonavena (3)	1800m	1600m	1400m	1200m	1000m	800m	600m	400m	200m	WP	Average	
		Position in running (margin)	-	5(6.8)	5(6.3)	5(5.4)	5(4.7)	5(4.0)	5(2.6)	5(3.5)	5(3.2)	2(0.9)		0.40
		Sectional time (s)	17.14	14.68	14.98	15.19	15.20	14.84	13.94	14.44	13.87	13.64		
		Cumulative time (s)	147.92	130.78	116.10	101.12	85.93	70.73	55.89	41.95	27.51	13.64	2:27.92	
		Speed (m/s)	11.67	13.62	13.35	13.17	13.16	13.48	14.35	13.85	14.42	14.66	13.52	
		Stride length (m)	5.70	6.03	6.17	6.08	6.08	6.06	6.36	6.21	6.08	5.98	6.07	
		Stride duration (s)	0.434	0.442	0.462	0.462	0.463	0.449	0.443	0.448	0.422	0.408	0.449	
		Stride efficiency (%)	50.70	56.77	59.47	57.71	57.85	57.30	63.13	60.27	57.71	55.88	57.56	
		Stride count	35.11	33.18	32.42	32.91	32.87	33.03	31.47	32.20	32.91	33.44	329.54	



Note: Horizontal distance axis grid lines are 200m furlongs.

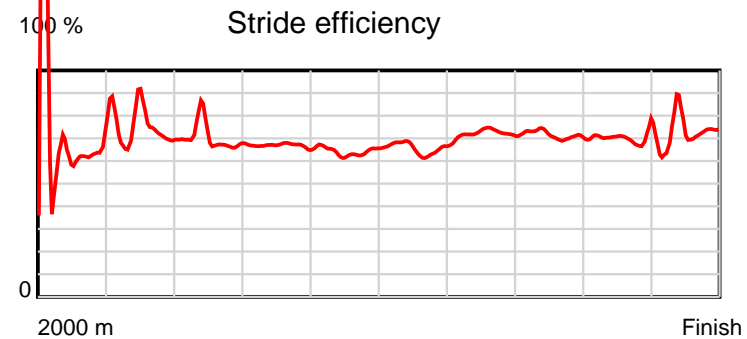
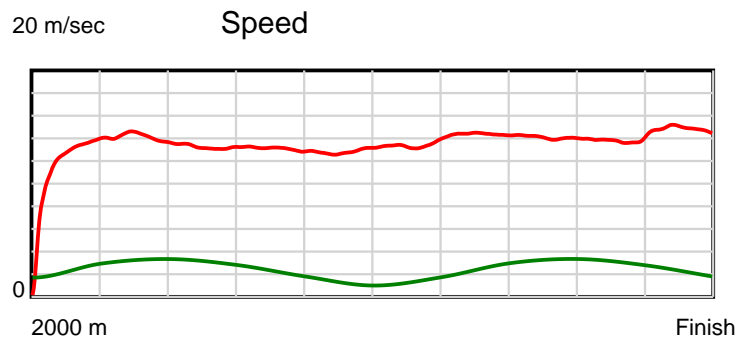
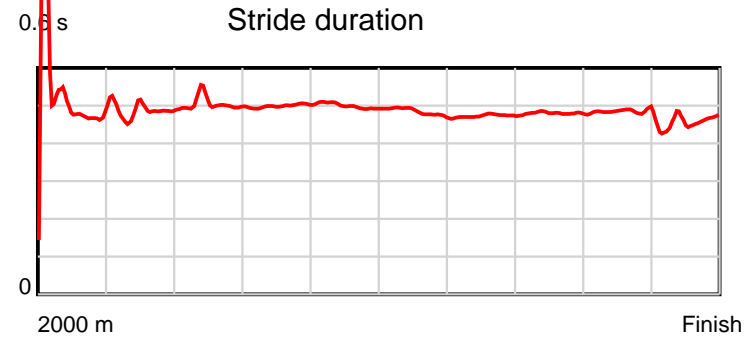
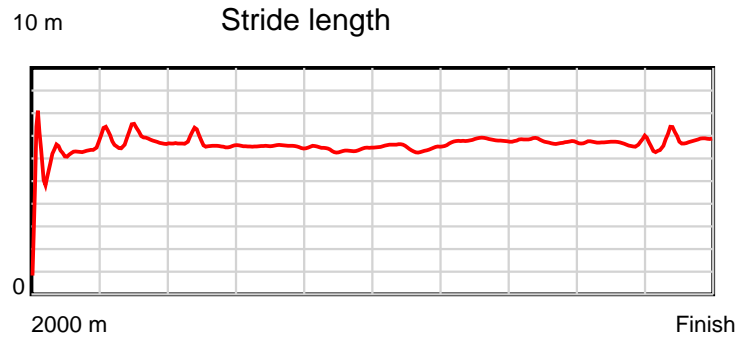
Disclaimer.

HRNZ and NZMTC and Thoroughbred Ratings Pty Ltd accepts no responsibility for the completeness or accuracy of any of the information contained herein, and makes no representations about its suitability for any particular purpose. Users should make their own judgements about those matters and/or seek independent advice. You assume all risks associated with use of the data provided on this page.

Race Results

November 08, 2022, Race 8, HORNBY LIQUOR CENTRE (WORTHY QUEEN) HANDICAP TROT, Distance 2000m, Addington - Survey 3200m

Result	TAB no.	Horse (Barrier)	2000 to	1800m to	1600m to	1400m to	1200m to	1000m to	800m to	600m to	400m to	200m to	Total or	Margin
3rd	7	Aardiebythehil... (0)	1800m	1600m	1400m	1200m	1000m	800m	600m	400m	200m	WP	Average	
		Position in running (margin)	-	2(3.7)	2(2.2)	2(2.0)	2(2.1)	3(2.3)	4(1.7)	4(2.4)	4(2.2)	6(2.6)		0.90
		Sectional time (s)	16.51	14.51	15.08	15.34	15.35	14.98	13.91	14.43	14.34	13.57		
		Cumulative time (s)	148.02	131.51	117.00	101.92	86.58	71.23	56.25	42.34	27.91	13.57	2:28.02	
		Speed (m/s)	12.11	13.78	13.26	13.04	13.03	13.35	14.38	13.86	13.95	14.74	13.51	
		Stride length (m)	6.25	6.64	6.67	6.51	6.50	6.44	6.80	6.65	6.71	6.73	6.59	
		Stride duration (s)	0.521	0.482	0.503	0.500	0.499	0.482	0.473	0.480	0.481	0.457	0.488	
		Stride efficiency (%)	61.02	68.86	69.51	66.31	66.12	64.81	72.36	69.02	70.44	70.85	67.81	
		Stride count	32.01	30.13	29.99	30.70	30.75	31.06	29.39	30.09	29.79	29.70	303.61	



Note: Horizontal distance axis grid lines are 200m furlongs.

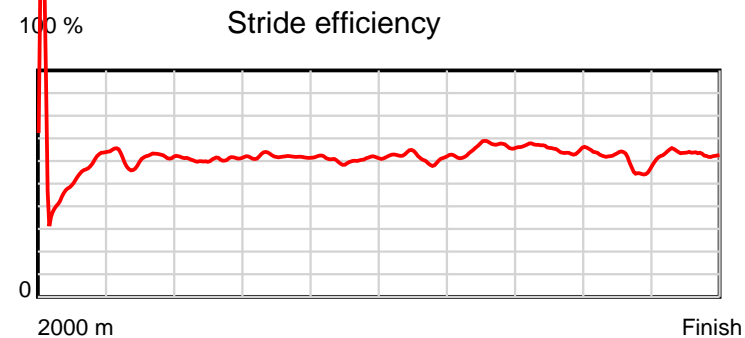
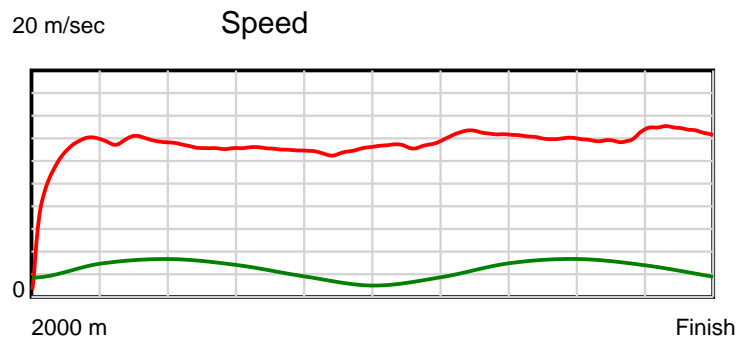
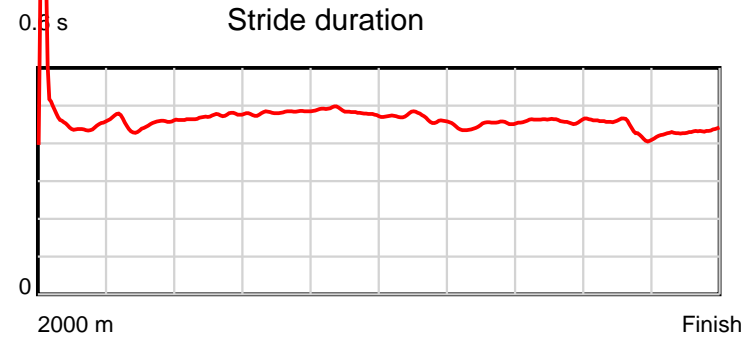
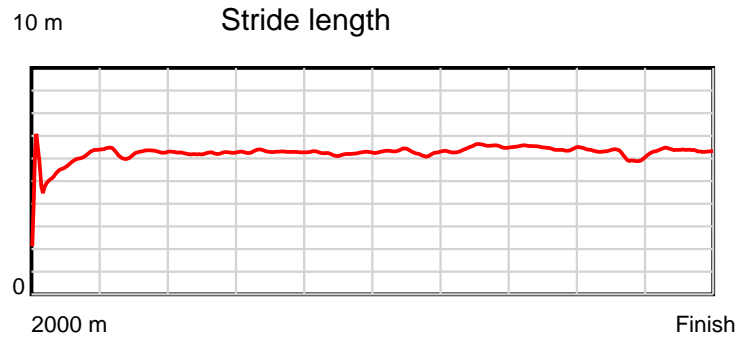
Disclaimer.

HRNZ and NZMTC and Thoroughbred Ratings Pty Ltd accepts no responsibility for the completeness or accuracy of any of the information contained herein, and makes no representations about its suitability for any particular purpose. Users should make their own judgements about those matters and/or seek independent advice. You assume all risks associated with use of the data provided on this page.

Race Results

November 08, 2022, Race 8, HORNBY LIQUOR CENTRE (WORTHY QUEEN) HANDICAP TROT, Distance 2000m, Addington - Survey 3200m

Result	TAB no.	Horse (Barrier)	2000 to	1800m to	1600m to	1400m to	1200m to	1000m to	800m to	600m to	400m to	200m to	Total or	Margin
4th	2	Midnight Dash (4)	1800m	1600m	1400m	1200m	1000m	800m	600m	400m	200m	WP	Average	
		Position in running (margin)	-	3(4.8)	4(4.5)	3(3.6)	4(3.6)	4(3.6)	6(3.7)	6(4.1)	6(3.6)	7(3.0)		1.80
		Sectional time (s)	16.75	14.69	14.98	15.31	15.33	15.09	13.86	14.39	14.17	13.61		
		Cumulative time (s)	148.18	131.43	116.74	101.76	86.45	71.12	56.03	42.17	27.78	13.61	2:28.18	
		Speed (m/s)	11.94	13.61	13.35	13.06	13.05	13.25	14.43	13.90	14.11	14.70	13.50	
		Stride length (m)	5.68	6.18	6.30	6.30	6.32	6.21	6.47	6.40	6.23	6.34	6.24	
		Stride duration (s)	0.473	0.454	0.472	0.482	0.484	0.468	0.448	0.461	0.442	0.432	0.462	
		Stride efficiency (%)	50.45	59.62	62.10	61.96	62.36	60.20	65.40	64.06	60.68	62.80	60.76	
		Stride count	35.20	32.38	31.73	31.76	31.66	32.22	30.91	31.24	32.10	31.55	320.75	



Note: Horizontal distance axis grid lines are 200m furlongs.

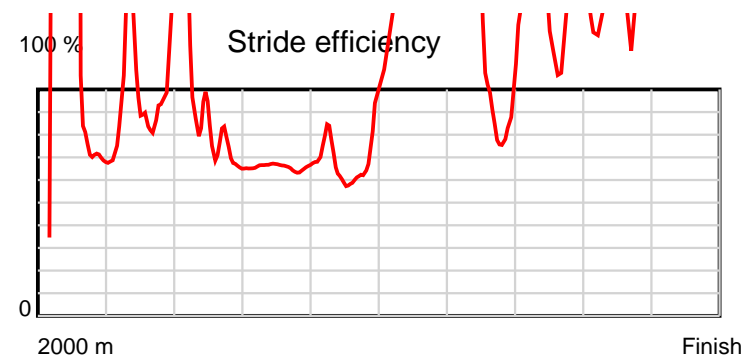
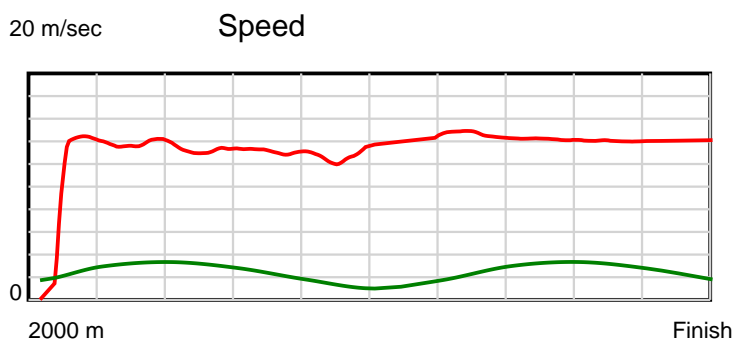
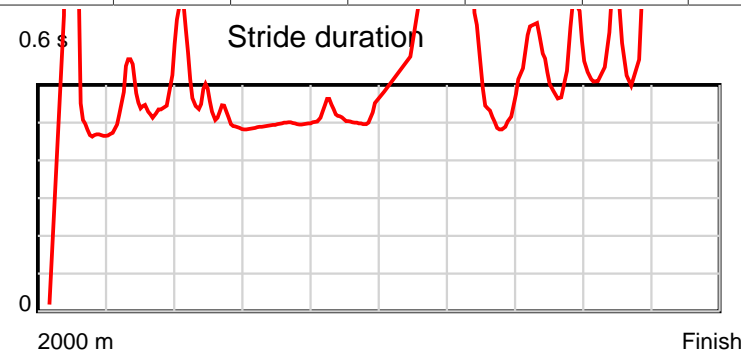
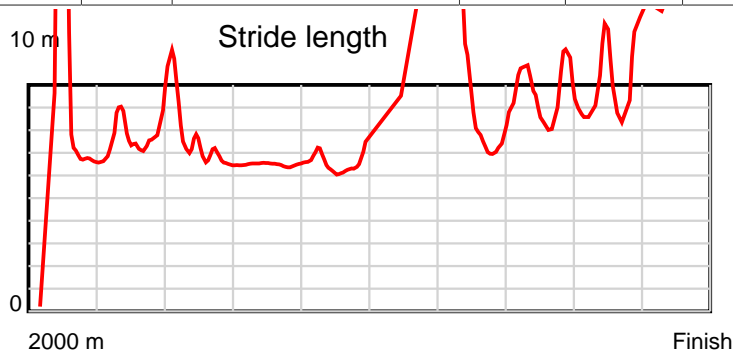
Disclaimer.

HRNZ and NZMTC and Thoroughbred Ratings Pty Ltd accepts no responsibility for the completeness or accuracy of any of the information contained herein, and makes no representations about its suitability for any particular purpose. Users should make their own judgements about those matters and/or seek independent advice. You assume all risks associated with use of the data provided on this page.

Race Results

November 08, 2022, Race 8, HORNBY LIQUOR CENTRE (WORTHY QUEEN) HANDICAP TROT, Distance 2000m, Addington - Survey 3200m

Result	TAB no.	Horse (Barrier)	2000 to	1800m to	1600m to	1400m to	1200m to	1000m to	800m to	600m to	400m to	200m to	Total or	Margin
5th	8	Bolt For Brill... (2)	1800m	1600m	1400m	1200m	1000m	800m	600m	400m	200m	WP	Average	
		Position in running (margin)	-	6(7.0)	6(7.4)	6(6.7)	7(6.7)	7(7.6)	2(0.8)	1(0.0)	1(0.0)	1(0.0)		2.50
		Sectional time (s)	16.91	14.81	15.02	15.30	15.47	13.94	13.66	14.48	14.26	14.44		
		Cumulative time (s)	148.29	131.38	116.57	101.55	86.25	70.78	56.84	43.18	28.70	14.44	2:28.29	
		Speed (m/s)	11.83	13.50	13.32	13.07	12.93	14.35	14.64	13.81	14.03	13.85	13.49	
		Stride length (m)	11.17	7.49	6.90	6.47	6.62	29.21	8.72	8.38	9.95	33.64	9.33	
		Stride duration (s)	0.849	0.554	0.518	0.495	0.512	2.036	0.595	0.607	0.709	2.429	0.692	
		Stride efficiency (%)	194.81	87.59	74.43	65.35	68.55	1333.24	118.78	109.78	154.71	1768.24	135.94	
		Stride count	17.91	26.71	28.98	30.93	30.20	6.85	22.94	23.86	20.10	5.95	214.43	



Note: Horizontal distance axis grid lines are 200m furlongs.

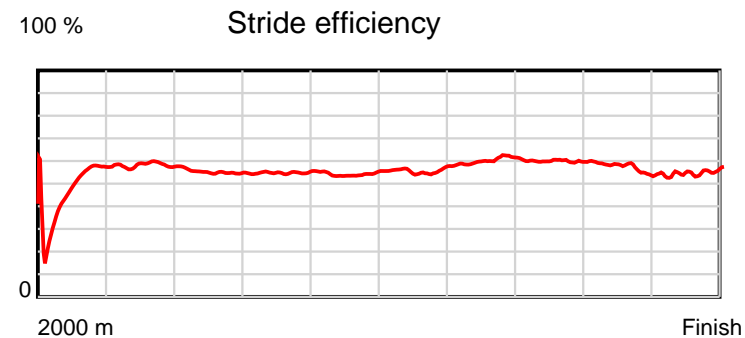
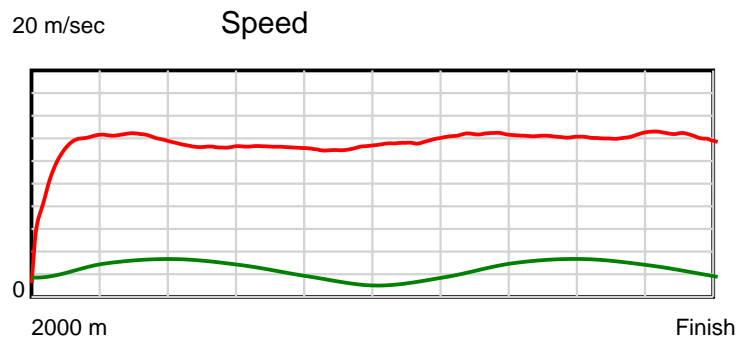
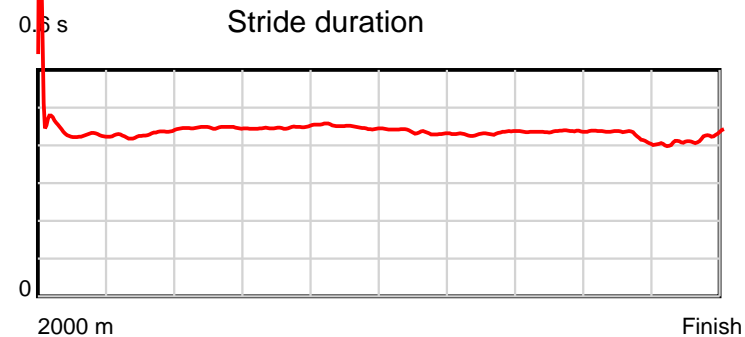
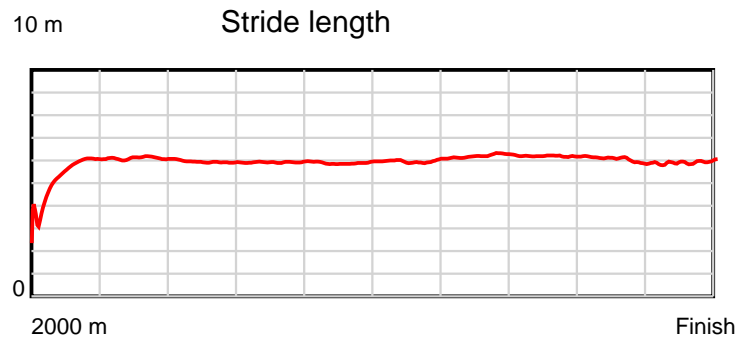
Disclaimer.

HRNZ and NZMTC and Thoroughbred Ratings Pty Ltd accepts no responsibility for the completeness or accuracy of any of the information contained herein, and makes no representations about its suitability for any particular purpose. Users should make their own judgements about those matters and/or seek independent advice. You assume all risks associated with use of the data provided on this page.

Race Results

November 08, 2022, Race 8, HORNBY LIQUOR CENTRE (WORTHY QUEEN) HANDICAP TROT, Distance 2000m, Addington - Survey 3200m

Result	TAB no.	Horse (Barrier)	2000 to	1800m to	1600m to	1400m to	1200m to	1000m to	800m to	600m to	400m to	200m to	Total or	Margin
6th	4	Majestic Lavro... (7)	1800m	1600m	1400m	1200m	1000m	800m	600m	400m	200m	WP	Average	
		Position in running (margin)	-	4(5.6)	3(4.3)	4(3.8)	3(2.8)	2(2.1)	3(1.0)	3(1.6)	3(1.4)	3(0.9)		2.70
		Sectional time (s)	17.03	14.53	15.05	15.14	15.21	14.90	13.88	14.44	14.19	13.95		
		Cumulative time (s)	148.32	131.29	116.76	101.71	86.57	71.36	56.46	42.58	28.14	13.95	2:28.32	
		Speed (m/s)	11.74	13.76	13.29	13.21	13.15	13.42	14.41	13.85	14.09	14.34	13.48	
		Stride length (m)	5.19	5.93	5.94	5.91	5.91	5.84	6.23	6.05	6.00	5.98	5.89	
		Stride duration (s)	0.436	0.431	0.447	0.448	0.449	0.435	0.432	0.437	0.426	0.417	0.436	
		Stride efficiency (%)	42.14	54.89	55.11	54.64	54.52	53.34	60.59	57.14	56.27	55.89	54.13	
		Stride count	38.51	33.75	33.68	33.82	33.86	34.23	32.12	33.07	33.33	33.44	339.81	



Note: Horizontal distance axis grid lines are 200m furlongs.

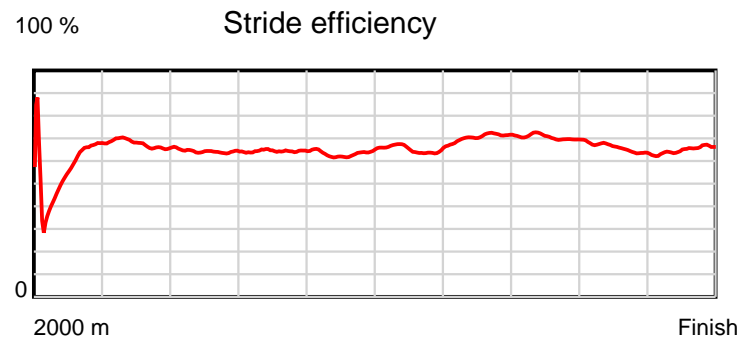
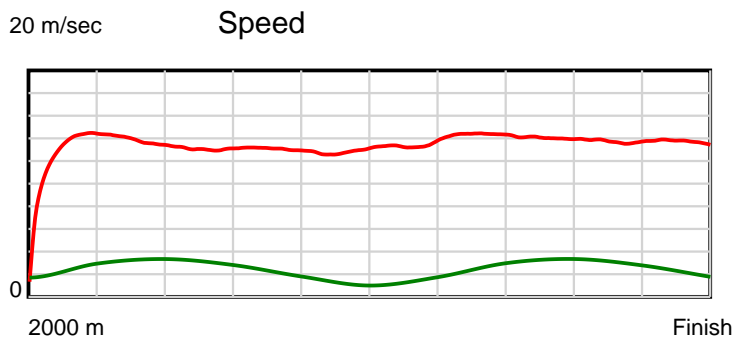
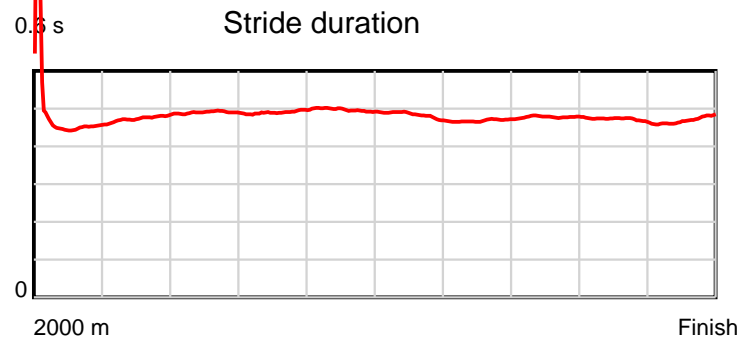
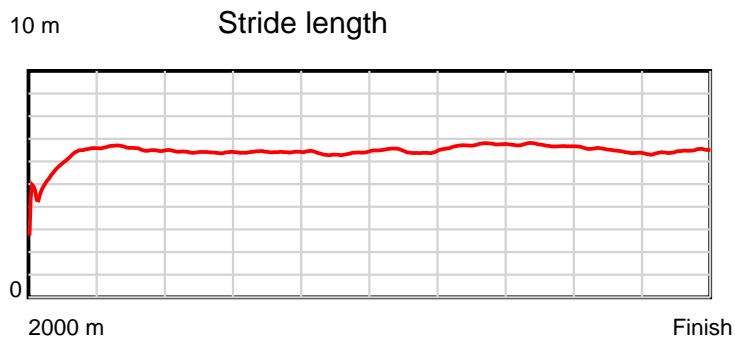
Disclaimer.

HRNZ and NZMTC and Thoroughbred Ratings Pty Ltd accepts no responsibility for the completeness or accuracy of any of the information contained herein, and makes no representations about its suitability for any particular purpose. Users should make their own judgements about those matters and/or seek independent advice. You assume all risks associated with use of the data provided on this page.

Race Results

November 08, 2022, Race 8, HORNBY LIQUOR CENTRE (WORTHY QUEEN) HANDICAP TROT, Distance 2000m, Addington - Survey 3200m

Result	TAB no.	Horse (Barrier)	2000 to	1800m to	1600m to	1400m to	1200m to	1000m to	800m to	600m to	400m to	200m to	Total or	Margin
7th	1	The Dominator (1)	1800m	1600m	1400m	1200m	1000m	800m	600m	400m	200m	WP	Average	
		Position in running (margin)	-	1(0.0)	1(0.0)	1(0.0)	1(0.0)	1(0.0)	1(0.0)	2(0.5)	2(0.0)	4(1.4)		5.70
		Sectional time (s)	16.03	14.75	15.13	15.31	15.33	15.07	13.87	14.40	14.48	14.50		
		Cumulative time (s)	148.87	132.84	118.09	102.96	87.65	72.32	57.25	43.38	28.98	14.50	2:28.87	
		Speed (m/s)	12.48	13.56	13.22	13.06	13.05	13.27	14.42	13.89	13.81	13.79	13.43	
		Stride length (m)	5.76	6.44	6.48	6.41	6.49	6.40	6.75	6.64	6.51	6.49	6.43	
		Stride duration (s)	0.460	0.475	0.490	0.490	0.497	0.482	0.468	0.478	0.471	0.471	0.478	
		Stride efficiency (%)	51.83	64.86	65.56	64.17	65.73	64.01	71.21	68.89	66.15	65.80	64.52	
		Stride count	34.73	31.04	30.88	31.21	30.84	31.25	29.63	30.12	30.74	30.82	311.26	



Note: Horizontal distance axis grid lines are 200m furlongs.

Disclaimer.

HRNZ and NZMTC and Thoroughbred Ratings Pty Ltd accepts no responsibility for the completeness or accuracy of any of the information contained herein, and makes no representations about its suitability for any particular purpose. Users should make their own judgements about those matters and/or seek independent advice. You assume all risks associated with use of the data provided on this page.