



Race Results

NZ Metropolitan Trotting Club Inc, HRNZ, November 27, 2022

Compilation date: November 27, 2022, 3:06:56 PM (NZDT)

Copyright © 2022 HRNZ and NZMTC. All rights reserved.

Trademarks.

StrideMASTER is a registered trademark of Thoroughbred Ratings Pty Ltd.

Disclaimer.

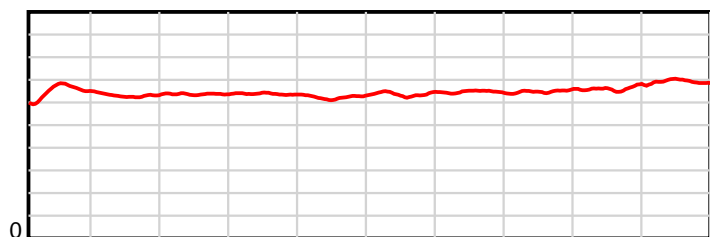
HRNZ and NZMTC and Thoroughbred Ratings Pty Ltd accepts no responsibility for the completeness or accuracy of any of the information contained herein, and makes no representations about its suitability for any particular purpose. Users should make their own judgements about those matters and/or seek independent advice. You assume all risks associated with use of the data provided on this page.

Race Results

November 27, 2022, Race 5, HARNESS GRAND PRIX HOSPITALITY ON SALE NOW MOBILE PACE, Distance 1980m, Addington - Survey 1980m

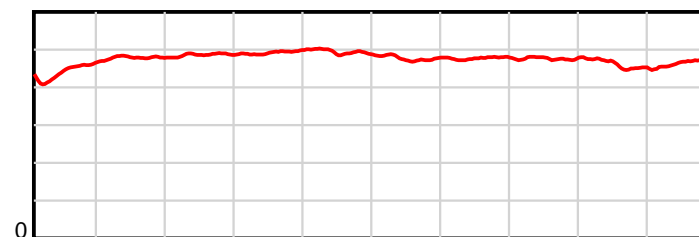
Result	TAB no.	Horse (Barrier)	1980 to	1800m to	1600m to	1400m to	1200m to	1000m to	800m to	600m to	400m to	200m to	Total or	Margin
1st	5	Bondi Lustre (5)	1800m	1600m	1400m	1200m	1000m	800m	600m	400m	200m	WP	Average	
		Position in running (margin)	-	1(0.0)	1(0.0)	1(0.0)	1(0.0)	1(0.0)	1(0.0)	1(0.0)	1(0.0)	1(0.0)		0.00
		Sectional time (s)	12.35	15.45	15.42	15.59	15.90	14.99	14.79	14.88	13.91	13.42		
		Cumulative time (s)	146.70	134.35	118.90	103.48	87.89	71.99	57.00	42.21	27.33	13.42	2:26.70	
		Speed (m/s)	14.57	12.94	12.97	12.83	12.58	13.34	13.52	13.44	14.38	14.90	13.50	
		Stride length (m)	6.51	6.20	6.31	6.32	6.21	6.35	6.45	6.40	6.58	6.98	6.42	
		Stride duration (s)	0.444	0.479	0.486	0.493	0.493	0.476	0.477	0.476	0.458	0.468	0.476	
		Stride efficiency (%)	66.18	60.06	62.23	62.43	60.21	63.10	65.06	64.03	67.63	76.10	64.48	
		Stride count	27.66	32.26	31.69	31.64	32.22	31.47	31.00	31.24	30.40	28.66	308.24	

10 m Stride length



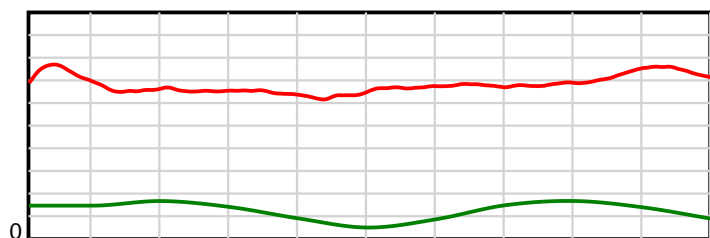
1980 m Finish

0.6 s Stride duration



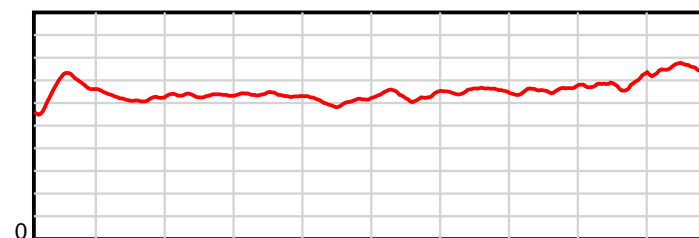
1980 m Finish

20 m/sec Speed



1980 m Finish

100 % Stride efficiency



1980 m Finish

Note: Horizontal distance axis grid lines are 200m furlongs.

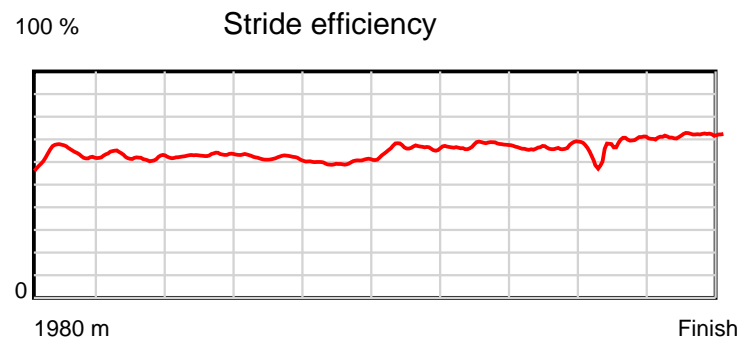
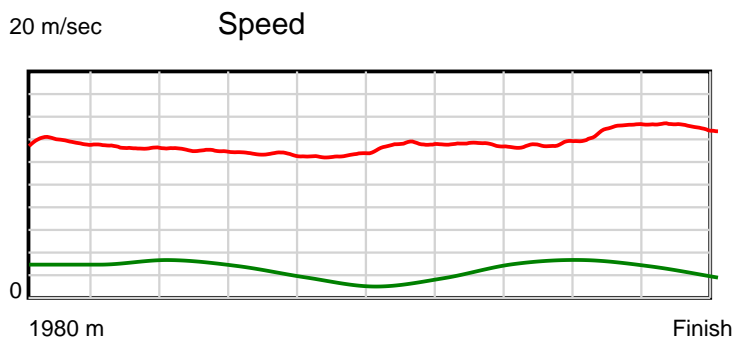
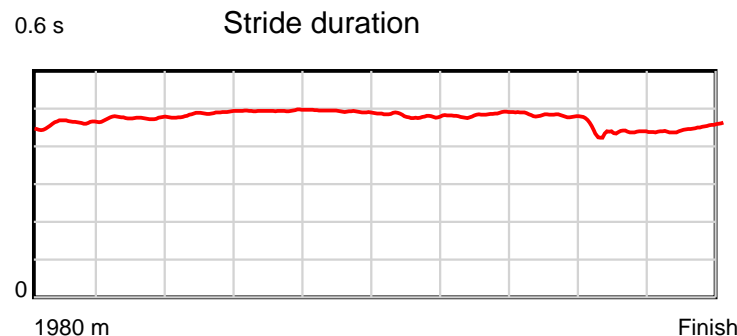
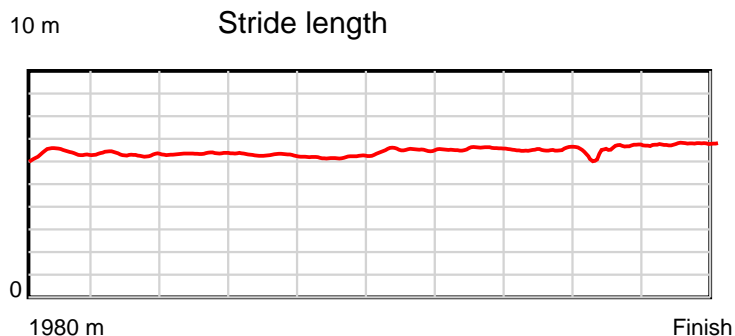
Disclaimer.

HRNZ and NZMTC and Thoroughbred Ratings Pty Ltd accepts no responsibility for the completeness or accuracy of any of the information contained herein, and makes no representations about its suitability for any particular purpose. Users should make their own judgements about those matters and/or seek independent advice. You assume all risks associated with use of the data provided on this page.

Race Results

November 27, 2022, Race 5, HARNESS GRAND PRIX HOSPITALITY ON SALE NOW MOBILE PACE, Distance 1980m, Addington - Survey 1980m

Result	TAB no.	Horse (Barrier)	1980 to	1800m to	1600m to	1400m to	1200m to	1000m to	800m to	600m to	400m to	200m to	Total or	Margin
2nd	4	Move It On Ove... (4)	1800m	1600m	1400m	1200m	1000m	800m	600m	400m	200m	WP	Average	
		Position in running (margin)	-	4(4.3)	4(3.1)	4(3.4)	4(3.5)	4(4.0)	4(3.0)	4(2.3)	4(3.4)	3(2.1)		0.03
		Sectional time (s)	12.92	15.24	15.48	15.59	15.98	14.83	14.68	15.05	13.69	13.27		
		Cumulative time (s)	146.73	133.81	118.57	103.09	87.50	71.52	56.69	42.01	26.96	13.27	2:26.73	
		Speed (m/s)	13.93	13.12	12.92	12.83	12.52	13.49	13.62	13.29	14.61	15.07	13.49	
		Stride length (m)	6.43	6.24	6.29	6.35	6.16	6.48	6.60	6.39	6.31	6.78	6.40	
		Stride duration (s)	0.462	0.475	0.487	0.495	0.492	0.481	0.485	0.481	0.432	0.450	0.474	
		Stride efficiency (%)	64.64	60.81	61.88	62.98	59.33	65.65	68.10	63.87	62.25	71.81	63.99	
		Stride count	27.99	32.06	31.78	31.50	32.46	30.86	30.30	31.28	31.69	29.50	309.42	



Note: Horizontal distance axis grid lines are 200m furlongs.

Disclaimer.

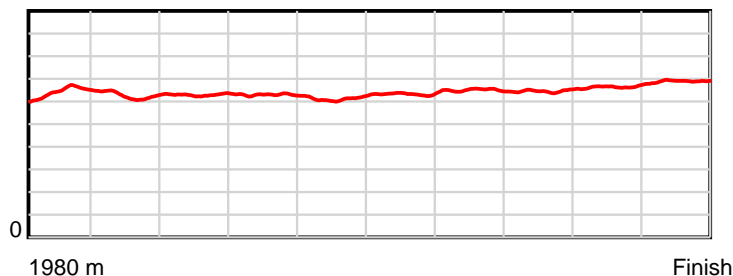
HRNZ and NZMTC and Thoroughbred Ratings Pty Ltd accepts no responsibility for the completeness or accuracy of any of the information contained herein, and makes no representations about its suitability for any particular purpose. Users should make their own judgements about those matters and/or seek independent advice. You assume all risks associated with use of the data provided on this page.

Race Results

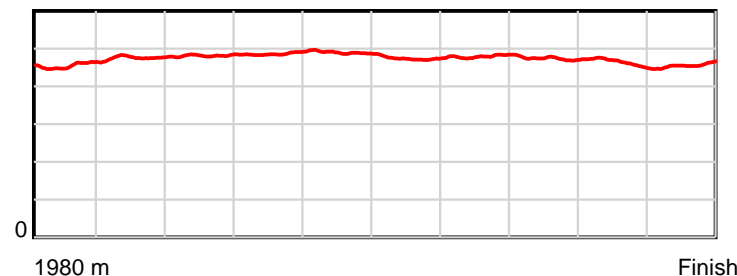
November 27, 2022, Race 5, HARNESS GRAND PRIX HOSPITALITY ON SALE NOW MOBILE PACE, Distance 1980m, Addington - Survey 1980m

Result	TAB no.	Horse (Barrier)	1980 to	1800m to	1600m to	1400m to	1200m to	1000m to	800m to	600m to	400m to	200m to	Total or	Margin
3rd	1	Hes Santas Exc... (1)	1800m	1600m	1400m	1200m	1000m	800m	600m	400m	200m	WP	Average	
		Position in running (margin)	-	5(4.5)	5(4.3)	5(4.6)	5(3.8)	5(4.3)	5(4.0)	5(4.1)	5(4.0)	5(4.3)		2.10
		Sectional time (s)	12.93	15.41	15.47	15.45	15.99	14.95	14.80	14.86	13.97	13.25		
		Cumulative time (s)	147.08	134.15	118.74	103.27	87.82	71.83	56.88	42.08	27.22	13.25	2:27.08	
		Speed (m/s)	13.92	12.98	12.93	12.94	12.51	13.38	13.51	13.46	14.32	15.09	13.46	
		Stride length (m)	6.45	6.18	6.22	6.30	6.13	6.33	6.49	6.37	6.63	6.89	6.39	
		Stride duration (s)	0.454	0.476	0.481	0.486	0.490	0.473	0.480	0.474	0.463	0.456	0.475	
		Stride efficiency (%)	64.96	59.65	60.42	61.98	58.64	62.70	65.78	63.49	68.67	74.12	63.81	
		Stride count	27.92	32.37	32.16	31.76	32.65	31.57	30.83	31.38	30.17	29.04	309.85	

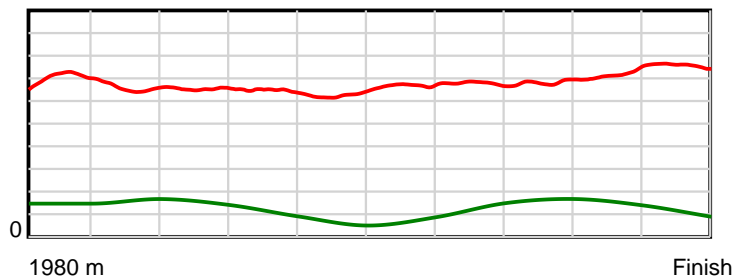
10 m Stride length



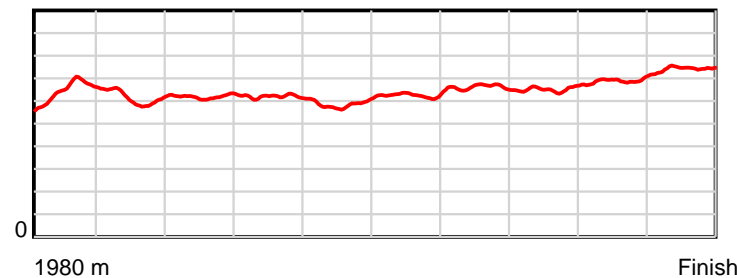
0.6 s Stride duration



20 m/sec Speed



100 % Stride efficiency



Note: Horizontal distance axis grid lines are 200m furlongs.

Disclaimer.

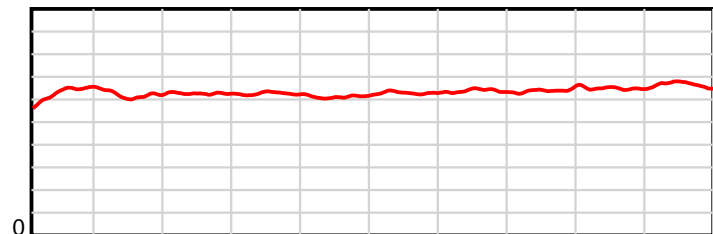
HRNZ and NZMTC and Thoroughbred Ratings Pty Ltd accepts no responsibility for the completeness or accuracy of any of the information contained herein, and makes no representations about its suitability for any particular purpose. Users should make their own judgements about those matters and/or seek independent advice. You assume all risks associated with use of the data provided on this page.

Race Results

November 27, 2022, Race 5, HARNESS GRAND PRIX HOSPITALITY ON SALE NOW MOBILE PACE, Distance 1980m, Addington - Survey 1980m

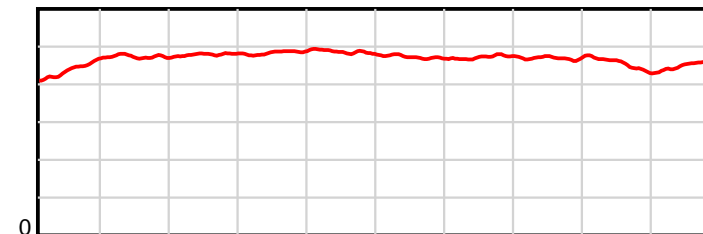
Result	TAB no.	Horse (Barrier)	1980 to	1800m to	1600m to	1400m to	1200m to	1000m to	800m to	600m to	400m to	200m to	Total or	Margin
4th	2	Endless Dreams (2)	1800m	1600m	1400m	1200m	1000m	800m	600m	400m	200m	WP	Average	
		Position in running (margin)	-	3(2.3)	3(2.1)	2(2.0)	2(1.5)	2(1.7)	3(1.8)	3(2.0)	3(1.9)	2(2.0)		2.20
		Sectional time (s)	12.42	15.42	15.39	15.50	15.95	15.01	14.82	14.85	13.94	13.80		
		Cumulative time (s)	147.10	134.68	119.26	103.87	88.37	72.42	57.41	42.59	27.74	13.80	2:27.10	
		Speed (m/s)	14.49	12.97	13.00	12.90	12.54	13.32	13.50	13.47	14.35	14.49	13.46	
		Stride length (m)	6.32	6.14	6.23	6.25	6.09	6.29	6.37	6.33	6.47	6.56	6.30	
		Stride duration (s)	0.442	0.473	0.479	0.484	0.486	0.472	0.472	0.470	0.451	0.453	0.468	
		Stride efficiency (%)	62.46	58.93	60.64	61.02	58.00	61.79	63.50	62.58	65.42	67.28	62.08	
		Stride count	28.47	32.57	32.10	32.01	32.83	31.81	31.37	31.60	30.91	30.48	314.15	

10 m Stride length



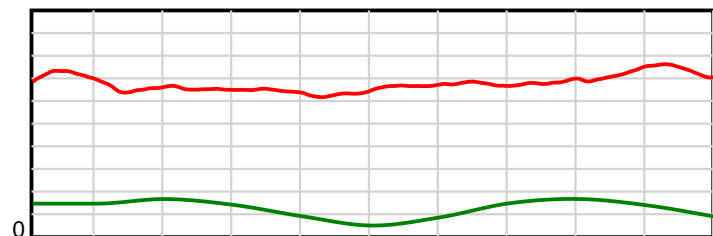
1980 m Finish

0.6 s Stride duration



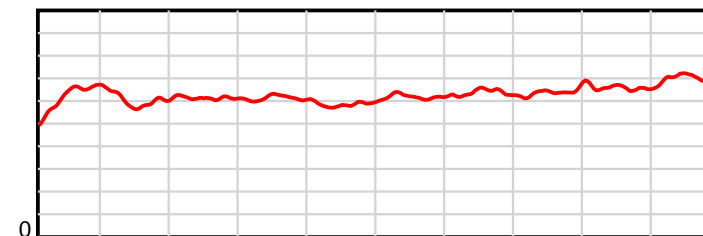
1980 m Finish

20 m/sec Speed



1980 m Finish

100 % Stride efficiency



1980 m Finish

Note: Horizontal distance axis grid lines are 200m furlongs.

Disclaimer.

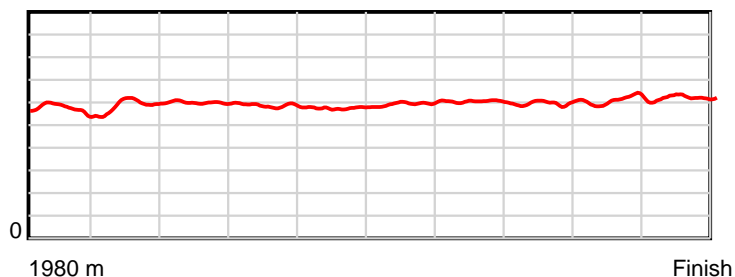
HRNZ and NZMTC and Thoroughbred Ratings Pty Ltd accepts no responsibility for the completeness or accuracy of any of the information contained herein, and makes no representations about its suitability for any particular purpose. Users should make their own judgements about those matters and/or seek independent advice. You assume all risks associated with use of the data provided on this page.

Race Results

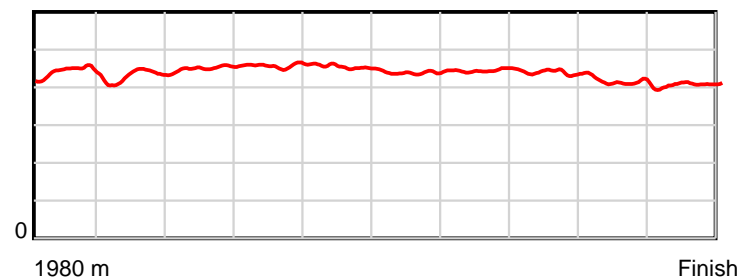
November 27, 2022, Race 5, HARNESS GRAND PRIX HOSPITALITY ON SALE NOW MOBILE PACE, Distance 1980m, Addington - Survey 1980m

Result	TAB no.	Horse (Barrier)	1980 to	1800m to	1600m to	1400m to	1200m to	1000m to	800m to	600m to	400m to	200m to	Total or	Margin
5th	6	Pixie (6)	1800m	1600m	1400m	1200m	1000m	800m	600m	400m	200m	WP	Average	
		Position in running (margin)	-	9(10.5)	8(8.0)	8(7.0)	8(7.0)	8(7.5)	8(6.5)	7(5.9)	9(6.7)	9(6.7)		3.40
		Sectional time (s)	13.88	15.03	15.26	15.59	15.98	14.84	14.69	15.01	13.91	13.12		
		Cumulative time (s)	147.31	133.43	118.40	103.14	87.55	71.57	56.73	42.04	27.03	13.12	2:27.31	
		Speed (m/s)	12.97	13.31	13.11	12.83	12.52	13.48	13.61	13.32	14.38	15.24	13.44	
		Stride length (m)	5.76	5.72	5.92	5.87	5.69	5.92	6.06	5.85	5.92	6.24	5.89	
		Stride duration (s)	0.445	0.430	0.451	0.458	0.454	0.439	0.445	0.439	0.412	0.409	0.438	
		Stride efficiency (%)	51.82	51.09	54.71	53.93	50.52	54.71	57.35	53.53	54.84	60.85	54.25	
		Stride count	31.26	34.98	33.80	34.04	35.17	33.80	33.01	34.17	33.76	32.05	336.04	

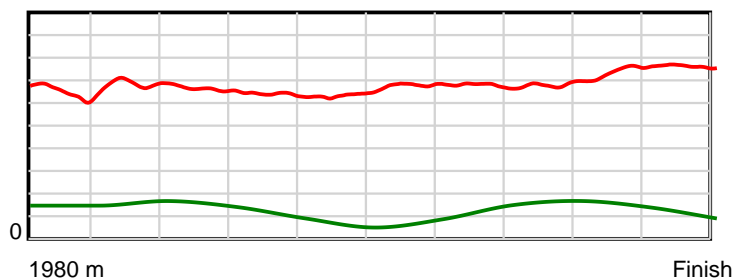
10 m Stride length



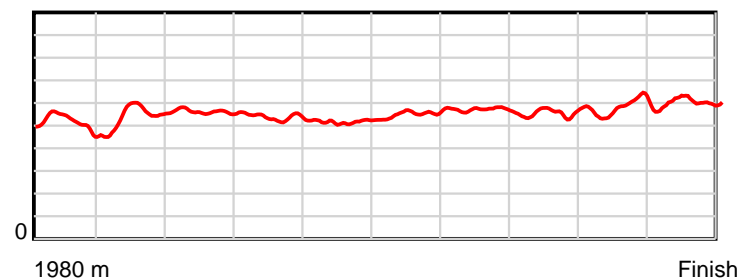
0.6 s Stride duration



20 m/sec Speed



100 % Stride efficiency



Note: Horizontal distance axis grid lines are 200m furlongs.

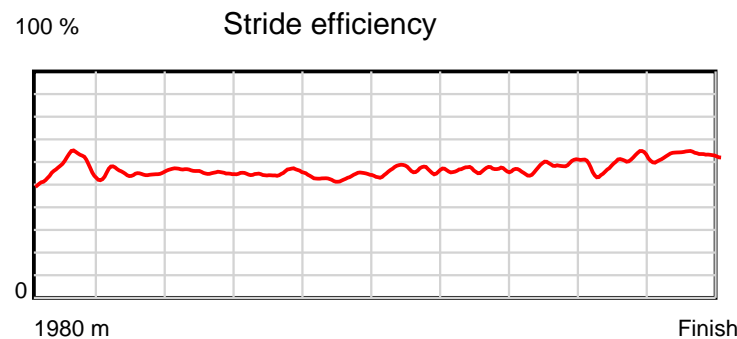
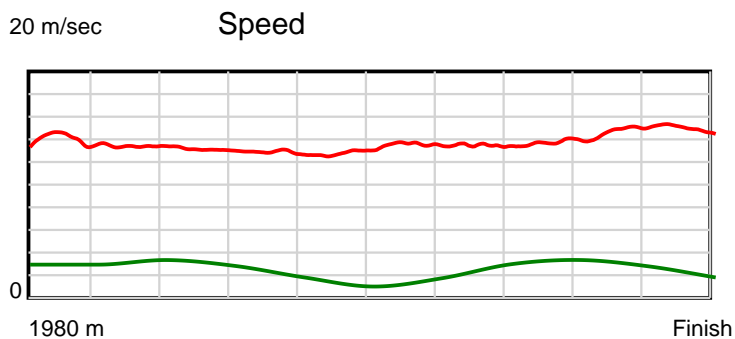
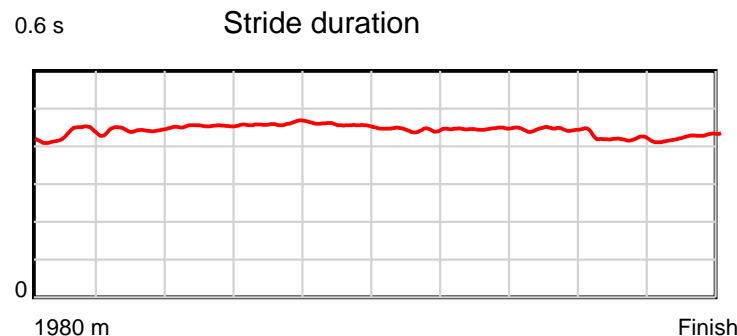
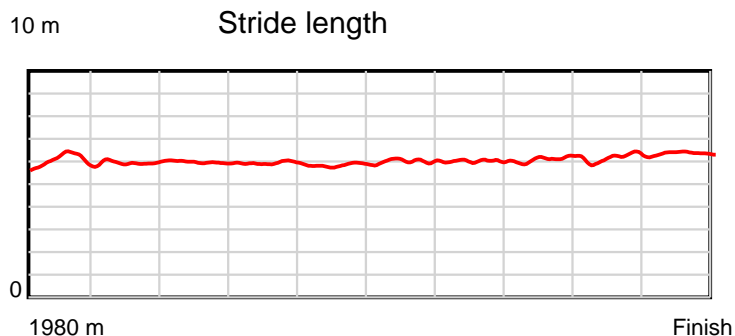
Disclaimer.

HRNZ and NZMTC and Thoroughbred Ratings Pty Ltd accepts no responsibility for the completeness or accuracy of any of the information contained herein, and makes no representations about its suitability for any particular purpose. Users should make their own judgements about those matters and/or seek independent advice. You assume all risks associated with use of the data provided on this page.

Race Results

November 27, 2022, Race 5, HARNESS GRAND PRIX HOSPITALITY ON SALE NOW MOBILE PACE, Distance 1980m, Addington - Survey 1980m

Result	TAB no.	Horse (Barrier)	1980 to	1800m to	1600m to	1400m to	1200m to	1000m to	800m to	600m to	400m to	200m to	Total or	Margin
6th	11	Dannemora (11)	1800m	1600m	1400m	1200m	1000m	800m	600m	400m	200m	WP	Average	
		Position in running (margin)	-	6(6.4)	6(5.1)	6(5.1)	6(4.7)	6(6.1)	6(5.2)	6(4.6)	6(4.9)	6(4.7)		3.50
		Sectional time (s)	13.27	15.24	15.41	15.52	16.12	14.86	14.69	14.92	13.88	13.42		
		Cumulative time (s)	147.33	134.06	118.82	103.41	87.89	71.77	56.91	42.22	27.30	13.42	2:27.33	
		Speed (m/s)	13.56	13.12	12.98	12.89	12.41	13.46	13.61	13.40	14.41	14.90	13.44	
		Stride length (m)	6.07	5.81	5.89	5.93	5.66	5.98	6.09	5.97	6.04	6.37	5.97	
		Stride duration (s)	0.432	0.443	0.454	0.460	0.457	0.444	0.447	0.445	0.419	0.428	0.445	
		Stride efficiency (%)	57.59	52.75	54.28	54.94	50.11	55.83	57.88	55.64	56.98	63.43	55.78	
		Stride count	29.65	34.42	33.94	33.73	35.32	33.46	32.86	33.52	33.12	31.39	331.41	



Note: Horizontal distance axis grid lines are 200m furlongs.

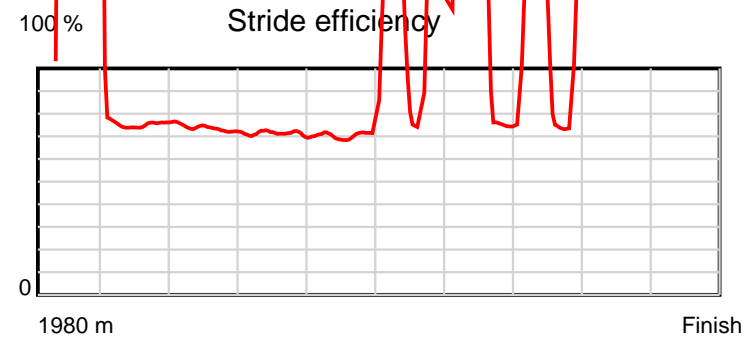
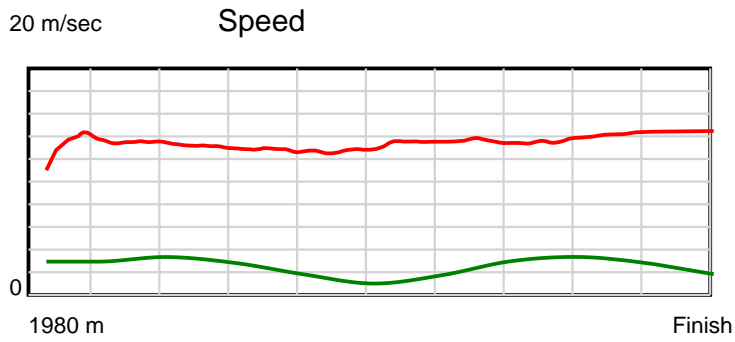
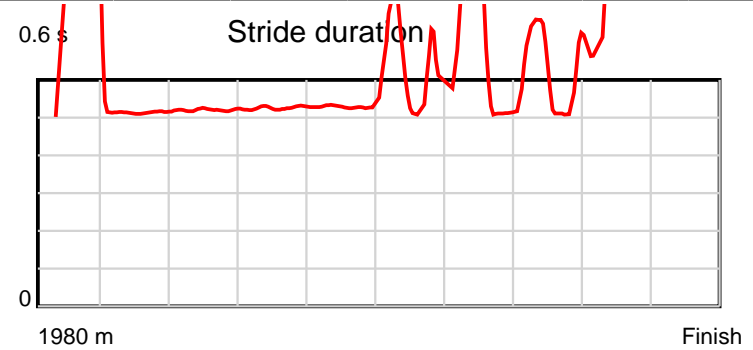
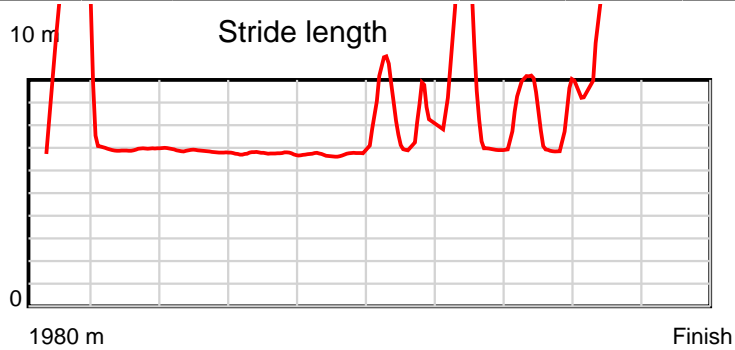
Disclaimer.

HRNZ and NZMTC and Thoroughbred Ratings Pty Ltd accepts no responsibility for the completeness or accuracy of any of the information contained herein, and makes no representations about its suitability for any particular purpose. Users should make their own judgements about those matters and/or seek independent advice. You assume all risks associated with use of the data provided on this page.

Race Results

November 27, 2022, Race 5, HARNESS GRAND PRIX HOSPITALITY ON SALE NOW MOBILE PACE, Distance 1980m, Addington - Survey 1980m

Result	TAB no.	Horse (Barrier)	1980 to	1800m to	1600m to	1400m to	1200m to	1000m to	800m to	600m to	400m to	200m to	Total or	Margin
7th	8	King Arthur (8)	1800m	1600m	1400m	1200m	1000m	800m	600m	400m	200m	WP	Average	
		Position in running (margin)	-	2(2.2)	2(1.4)	3(2.3)	3(1.9)	3(2.7)	2(1.6)	2(1.0)	2(1.7)	4(3.1)		4.20
		Sectional time (s)	12.58	15.31	15.57	15.52	16.02	14.82	14.69	14.99	14.15	13.80		
		Cumulative time (s)	147.45	134.87	119.56	103.99	88.47	72.45	57.63	42.94	27.95	13.80	2:27.45	
		Speed (m/s)	14.31	13.06	12.85	12.89	12.48	13.50	13.61	13.34	14.13	14.49	13.43	
		Stride length (m)	17.28	6.71	6.69	6.78	6.65	7.41	8.35	7.91	12.44	45.58	8.75	
		Stride duration (s)	1.205	0.514	0.521	0.526	0.533	0.549	0.613	0.593	0.880	3.145	0.651	
		Stride efficiency (%)	466.37	70.43	69.88	71.84	69.16	85.82	108.88	97.78	241.71	3246.82	119.54	
		Stride count	10.42	29.79	29.91	29.50	30.06	26.99	23.96	25.28	16.08	4.39	226.38	

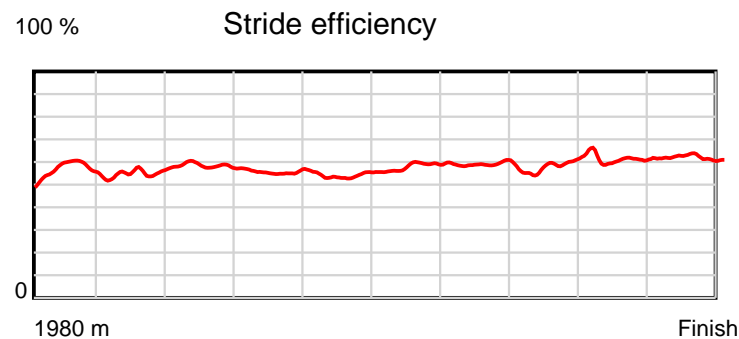
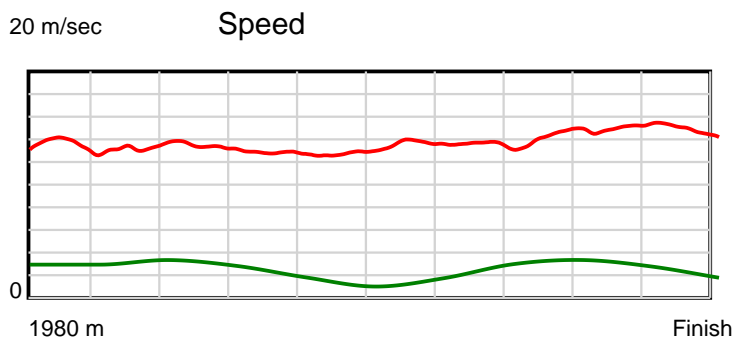
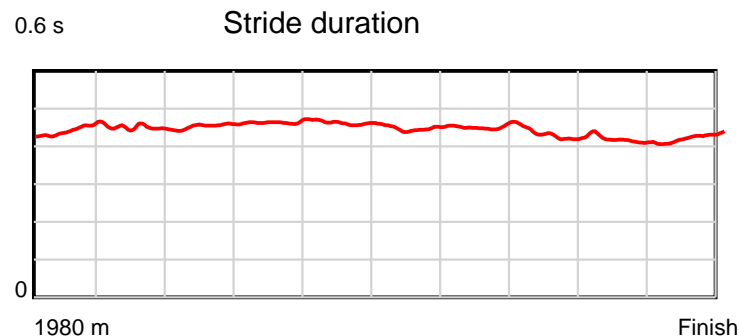
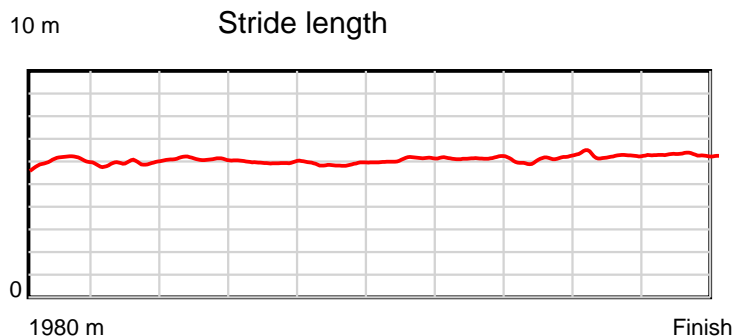


Note: Horizontal distance axis grid lines are 200m furlongs.

Race Results

November 27, 2022, Race 5, HARNESS GRAND PRIX HOSPITALITY ON SALE NOW MOBILE PACE, Distance 1980m, Addington - Survey 1980m

Result	TAB no.	Horse (Barrier)	1980 to	1800m to	1600m to	1400m to	1200m to	1000m to	800m to	600m to	400m to	200m to	Total or	Margin
8th	10	Pure Courage (10)	1800m	1600m	1400m	1200m	1000m	800m	600m	400m	200m	WP	Average	
		Position in running (margin)	-	8(10.0)	9(10.5)	9(8.6)	9(8.6)	10(8.8)	10(8.7)	10(8.4)	8(6.1)	7(5.5)		5.20
		Sectional time (s)	13.93	15.53	15.10	15.58	15.94	14.97	14.76	14.49	13.81	13.52		
		Cumulative time (s)	147.63	133.70	118.17	103.07	87.49	71.55	56.58	41.82	27.33	13.52	2:27.63	
		Speed (m/s)	12.92	12.88	13.25	12.84	12.55	13.36	13.55	13.80	14.48	14.79	13.41	
		Stride length (m)	6.06	5.80	6.01	5.95	5.80	5.99	6.13	5.94	6.03	6.29	6.00	
		Stride duration (s)	0.443	0.451	0.454	0.464	0.462	0.448	0.452	0.430	0.417	0.425	0.447	
		Stride efficiency (%)	57.41	52.61	56.40	55.36	52.54	56.06	58.67	55.11	56.90	61.88	56.19	
		Stride count	29.70	34.47	33.29	33.60	34.49	33.39	32.64	33.68	33.15	31.78	330.19	



Note: Horizontal distance axis grid lines are 200m furlongs.

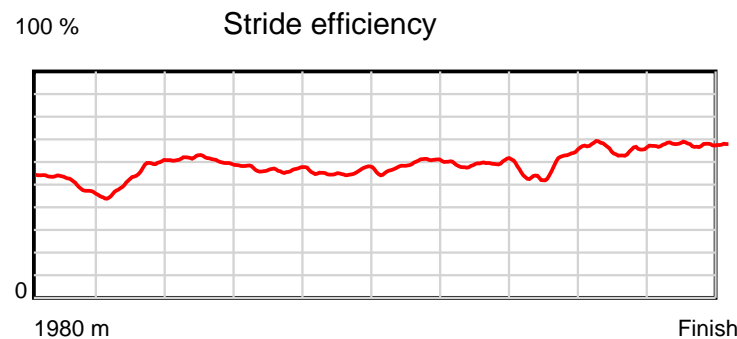
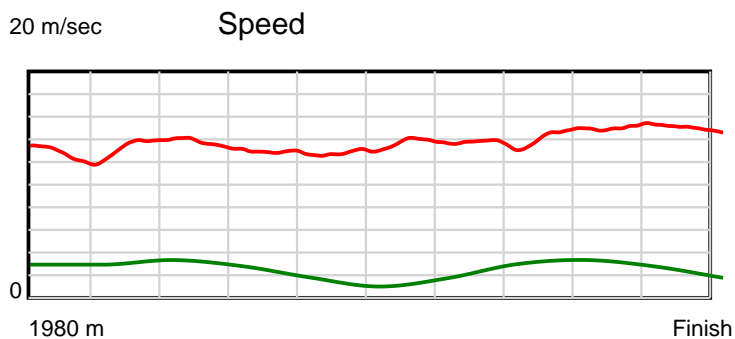
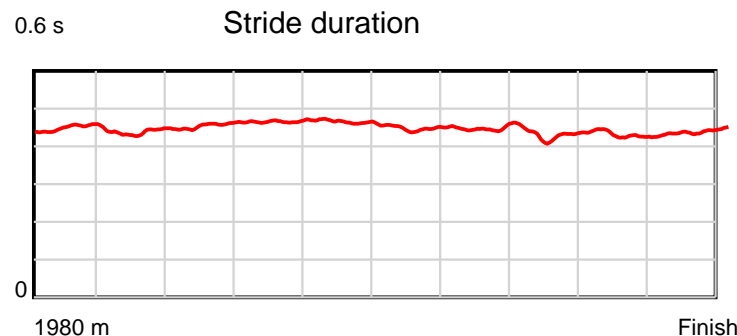
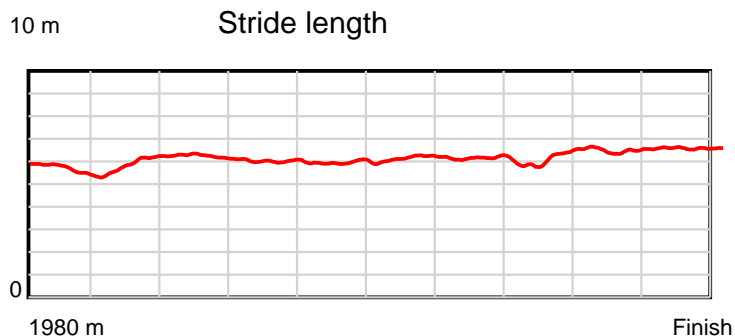
Disclaimer.

HRNZ and NZMTC and Thoroughbred Ratings Pty Ltd accepts no responsibility for the completeness or accuracy of any of the information contained herein, and makes no representations about its suitability for any particular purpose. Users should make their own judgements about those matters and/or seek independent advice. You assume all risks associated with use of the data provided on this page.

Race Results

November 27, 2022, Race 5, HARNESS GRAND PRIX HOSPITALITY ON SALE NOW MOBILE PACE, Distance 1980m, Addington - Survey 1980m

Result	TAB no.	Horse (Barrier)	1980 to	1800m to	1600m to	1400m to	1200m to	1000m to	800m to	600m to	400m to	200m to	Total or	Margin
9th	9	Better Fly (9)	1800m	1600m	1400m	1200m	1000m	800m	600m	400m	200m	WP	Average	
		Position in running (margin)	-	10(11.8)	11(12.6)	11(11.4)	11(11.3)	11(10.8)	11(9.1)	11(8.8)	10(7.5)	10(8.6)		6.40
		Sectional time (s)	13.97	15.59	15.21	15.57	15.82	14.71	14.73	14.67	14.10	13.48		
		Cumulative time (s)	147.85	133.88	118.29	103.08	87.51	71.69	56.98	42.25	27.58	13.48	2:27.85	
		Speed (m/s)	12.88	12.83	13.15	12.85	12.64	13.60	13.58	13.63	14.18	14.84	13.39	
		Stride length (m)	5.66	5.63	5.99	5.98	5.87	6.10	6.09	5.87	6.11	6.53	5.98	
		Stride duration (s)	0.450	0.439	0.455	0.465	0.464	0.449	0.449	0.430	0.431	0.440	0.446	
		Stride efficiency (%)	50.01	49.56	56.00	55.87	53.83	58.16	57.98	53.80	58.27	66.72	55.80	
		Stride count	31.82	35.51	33.41	33.45	34.08	32.78	32.84	34.08	32.75	30.61	331.33	



Note: Horizontal distance axis grid lines are 200m furlongs.

Disclaimer.

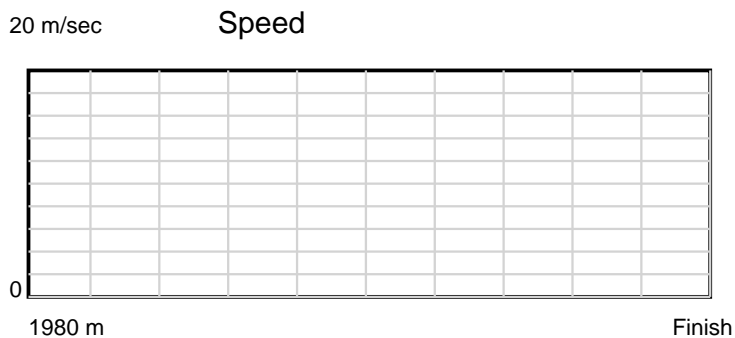
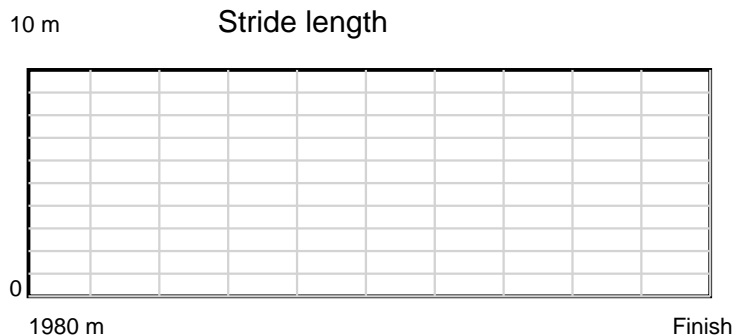
HRNZ and NZMTC and Thoroughbred Ratings Pty Ltd accepts no responsibility for the completeness or accuracy of any of the information contained herein, and makes no representations about its suitability for any particular purpose. Users should make their own judgements about those matters and/or seek independent advice. You assume all risks associated with use of the data provided on this page.



Race Results

November 27, 2022, Race 5, HARNESS GRAND PRIX HOSPITALITY ON SALE NOW MOBILE PACE, Distance 1980m, Addington - Survey 1980m

Result	TAB no.	Horse (Barrier)	1980 to	1800m to	1600m to	1400m to	1200m to	1000m to	800m to	600m to	400m to	200m to	Total or	Margin
10th	7	It's Me (7)	1800m	1600m	1400m	1200m	1000m	800m	600m	400m	200m	WP	Average	
		Position in running (margin)	-	11(13.5)	10(12.0)	10(9.4)	10(8.7)	9(8.5)	9(7.8)	9(7.8)	11(7.6)	11(9.7)		7.20
		Sectional time (s)	14.29	15.21	14.98	15.46	15.88	14.88	14.78	14.85	14.26	13.41		
		Cumulative time (s)	148.00	133.71	118.50	103.52	88.06	72.18	57.30	42.52	27.67	13.41	2:28.00	
		Speed (m/s)	12.59	13.15	13.35	12.94	12.59	13.44	13.53	13.47	14.03	14.91	13.38	
		Stride length (m)	0.00	0.00	0.00	0.00	0.00	0.00	0.00	0.00	0.00	0.00	nan	
		Stride duration (s)	0.000	0.000	0.000	0.000	0.000	0.000	0.000	0.000	0.000	0.000	nan	
		Stride efficiency (%)	0.00	0.00	0.00	0.00	0.00	0.00	0.00	0.00	0.00	0.00	nan	
		Stride count	0.00	0.00	0.00	0.00	0.00	0.00	0.00	0.00	0.00	0.00	0.00	



Note: Horizontal distance axis grid lines are 200m furlongs.

Disclaimer.

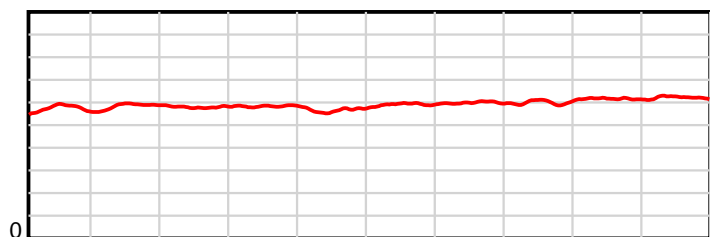
HRNZ and NZMTC and Thoroughbred Ratings Pty Ltd accepts no responsibility for the completeness or accuracy of any of the information contained herein, and makes no representations about its suitability for any particular purpose. Users should make their own judgements about those matters and/or seek independent advice. You assume all risks associated with use of the data provided on this page.

Race Results

November 27, 2022, Race 5, HARNESS GRAND PRIX HOSPITALITY ON SALE NOW MOBILE PACE, Distance 1980m, Addington - Survey 1980m

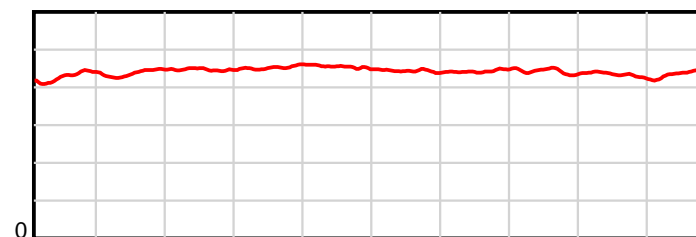
Result	TAB no.	Horse (Barrier)	1980 to	1800m to	1600m to	1400m to	1200m to	1000m to	800m to	600m to	400m to	200m to	Total or	Margin
11th	3	Javasa (3)	1800m	1600m	1400m	1200m	1000m	800m	600m	400m	200m	WP	Average	
		Position in running (margin)	-	7(8.4)	7(6.1)	7(5.9)	7(5.5)	7(6.2)	7(6.2)	8(6.2)	7(5.7)	8(6.5)		10.20
		Sectional time (s)	13.72	15.06	15.38	15.52	16.01	15.00	14.78	14.81	14.03	14.22		
		Cumulative time (s)	148.53	134.81	119.75	104.37	88.85	72.84	57.84	43.06	28.25	14.22	2:28.53	
		Speed (m/s)	13.12	13.28	13.00	12.89	12.49	13.33	13.53	13.50	14.26	14.06	13.33	
		Stride length (m)	5.76	5.81	5.81	5.84	5.68	5.91	6.00	5.97	6.17	6.24	5.91	
		Stride duration (s)	0.430	0.438	0.447	0.453	0.454	0.443	0.443	0.442	0.433	0.444	0.444	
		Stride efficiency (%)	51.93	52.78	52.74	53.24	50.36	54.51	56.21	55.66	59.42	60.79	54.66	
		Stride count	31.22	34.41	34.43	34.26	35.23	33.86	33.35	33.51	32.43	32.07	334.77	

10 m Stride length



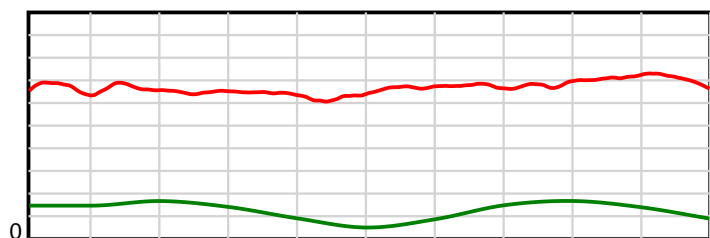
1980 m Finish

0.6 s Stride duration



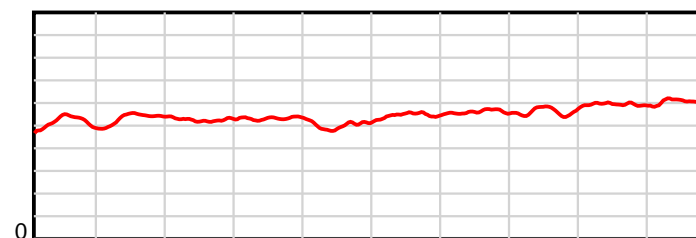
1980 m Finish

20 m/sec Speed



1980 m Finish

100 % Stride efficiency



1980 m Finish

Note: Horizontal distance axis grid lines are 200m furlongs.

Disclaimer.

HRNZ and NZMTC and Thoroughbred Ratings Pty Ltd accepts no responsibility for the completeness or accuracy of any of the information contained herein, and makes no representations about its suitability for any particular purpose. Users should make their own judgements about those matters and/or seek independent advice. You assume all risks associated with use of the data provided on this page.