



Race Results

NZ Metropolitan Trotting Club Inc, HRNZ, August 08, 2021

Compilation date: August 8, 2021, 2:57:42 PM (NZST)

Copyright © 2021 HRNZ and NZMTC. All rights reserved.

Trademarks.

StrideMASTER is a registered trademark of Thoroughbred Ratings Pty Ltd.

Disclaimer.

HRNZ and NZMTC and Thoroughbred Ratings Pty Ltd accepts no responsibility for the completeness or accuracy of any of the information contained herein, and makes no representations about its suitability for any particular purpose. Users should make their own judgements about those matters and/or seek independent advice. You assume all risks associated with use of the data provided on this page.



Race Results



August 08, 2021, Race 5, POSTER BOY '1.49.1' AT NORTHERN RIVERS EQUINE HANDICAP PACE, Distance 2600m, Addington - Survey 3200m

Result	TAB no.	Horse (Barrier)	2600 to	2400m to
1st	4	Zia Bromac (5)	2400m	2200m
		Position in running (margin)	-	8(10.8)
		Sectional time (s)	18.08	14.36
		Cumulative time (s)	198.20	180.12
		Speed (m/s)	11.06	13.93
		Stride length (m)	4.85	5.99
		Stride duration (s)	0.424	0.430
		Stride efficiency (%)	36.69	56.09
		Stride count	41.27	33.38

Disclaimer.

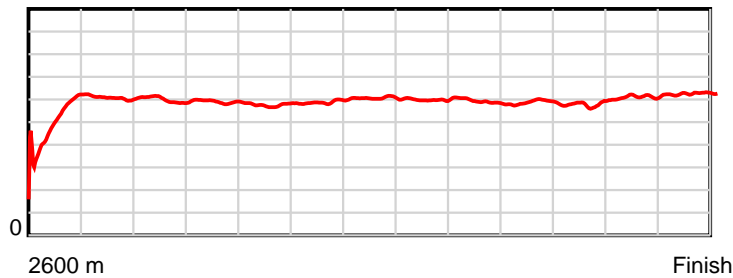
HRNZ and NZMTC and Thoroughbred Ratings Pty Ltd accepts no responsibility for the completeness or accuracy of any of the information contained herein, and makes no representations about its suitability for any particular purpose. Users should make their own judgements about those matters and/or seek independent advice. You assume all risks associated with use of the data provided on this page.

Race Results

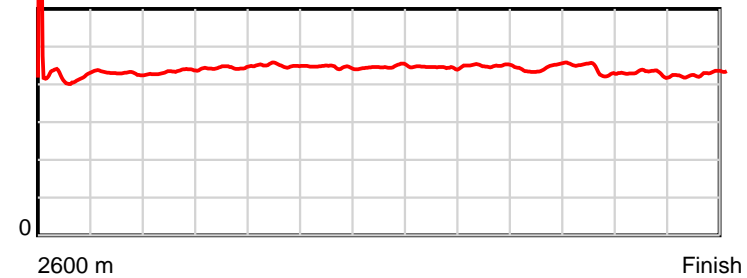
August 08, 2021, Race 5, POSTER BOY '1.49.1' AT NORTHERN RIVERS EQUINE HANDICAP PACE, Distance 2600m, Addington - Survey 3200m

Result	TAB no.	Horse (Barrier)	2200m to	2000m to	1800m to	1600m to	1400m to	1200m to	1000m to	800m to	600m to	400m to	200m to	Total or	Margin
1st	4	Zia Bromac (5)	2000m	1800m	1600m	1400m	1200m	1000m	800m	600m	400m	200m	WP	Average	
		Position in running (margin)	8(10.9)	8(9.5)	8(9.3)	8(8.2)	7(6.7)	6(6.1)	7(3.8)	8(4.3)	5(2.9)	5(1.8)	1(0.0)		0.00
		Sectional time (s)	14.79	15.08	15.99	15.36	14.79	15.14	15.64	15.19	15.65	14.43	13.70		
		Cumulative time (s)	165.76	150.97	135.89	119.90	104.54	89.75	74.61	58.97	43.78	28.13	13.70	3:18.20	
		Speed (m/s)	13.52	13.26	12.51	13.02	13.52	13.21	12.79	13.17	12.78	13.86	14.60	13.12	
		Stride length (m)	5.87	5.89	5.63	5.80	6.04	5.89	5.74	5.85	5.60	5.96	6.25	5.78	
		Stride duration (s)	0.434	0.444	0.450	0.445	0.447	0.446	0.449	0.444	0.438	0.430	0.428	0.440	
		Stride efficiency (%)	53.79	54.24	49.55	52.55	57.09	54.15	51.57	53.50	49.01	55.43	61.00	52.15	
		Stride count	34.09	33.95	35.52	34.49	33.09	33.97	34.81	34.18	35.71	33.58	32.01	450.05	

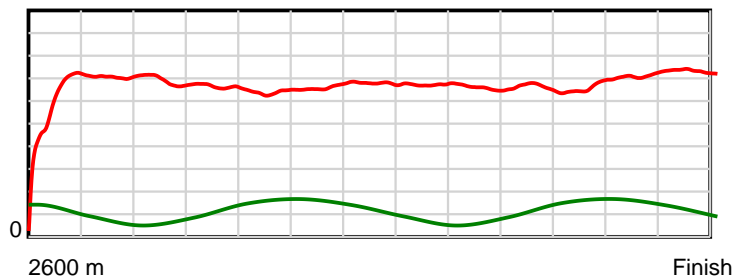
10 m Stride length



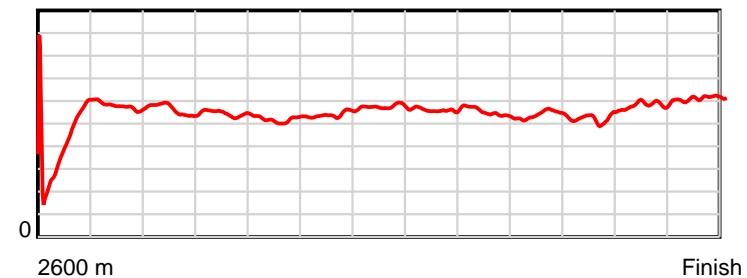
0.5 s Stride duration



20 m/sec Speed



100 % Stride efficiency



Note: Horizontal distance axis grid lines are 200m furlongs.

Disclaimer.

HRNZ and NZMTC and Thoroughbred Ratings Pty Ltd accepts no responsibility for the completeness or accuracy of any of the information contained herein, and makes no representations about its suitability for any particular purpose. Users should make their own judgements about those matters and/or seek independent advice. You assume all risks associated with use of the data provided on this page.



Race Results



August 08, 2021, Race 5, POSTER BOY '1.49.1' AT NORTHERN RIVERS EQUINE HANDICAP PACE, Distance 2600m, Addington - Survey 3200m

Result	TAB no.	Horse (Barrier)	2600 to	2400m to
2nd	5	Woodlea Explor... (6)	2400m	2200m
		Position in running (margin)	-	1(0.0)
		Sectional time (s)	16.27	14.34
		Cumulative time (s)	198.33	182.06
		Speed (m/s)	12.30	13.95
		Stride length (m)	5.18	5.93
		Stride duration (s)	0.421	0.425
		Stride efficiency (%)	41.93	54.97
		Stride count	38.61	33.72

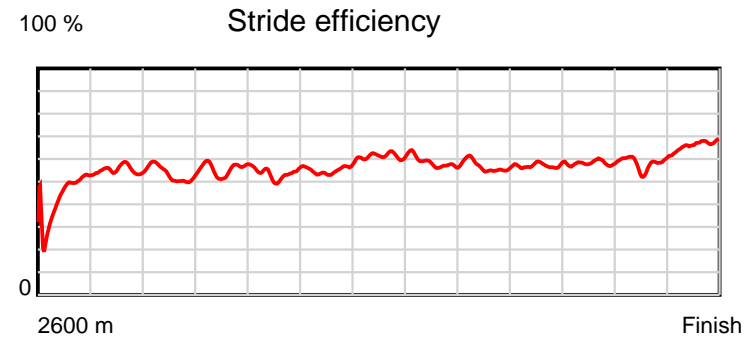
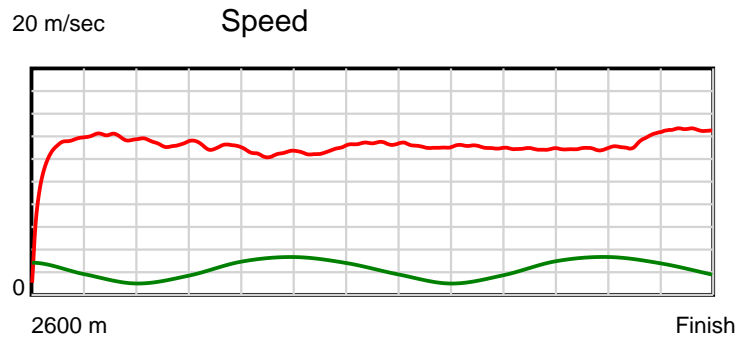
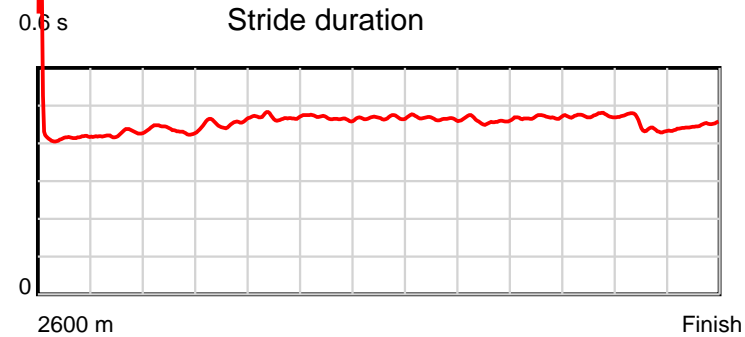
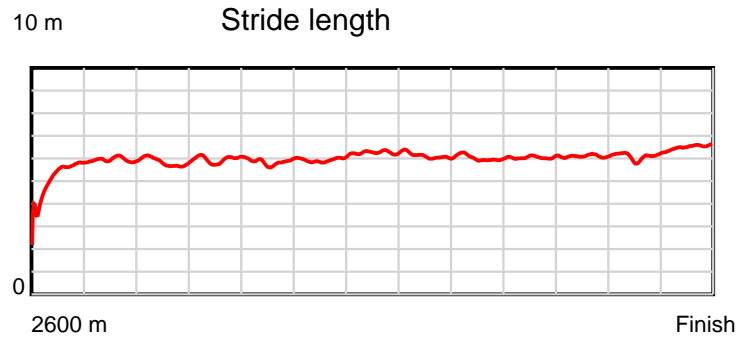
Disclaimer.

HRNZ and NZMTC and Thoroughbred Ratings Pty Ltd accepts no responsibility for the completeness or accuracy of any of the information contained herein, and makes no representations about its suitability for any particular purpose. Users should make their own judgements about those matters and/or seek independent advice. You assume all risks associated with use of the data provided on this page.

Race Results

August 08, 2021, Race 5, POSTER BOY '1.49.1' AT NORTHERN RIVERS EQUINE HANDICAP PACE, Distance 2600m, Addington - Survey 3200m

Result	TAB no.	Horse (Barrier)	2200m to	2000m to	1800m to	1600m to	1400m to	1200m to	1000m to	800m to	600m to	400m to	200m to	Total or	Margin
2nd	5	Woodlea Explor... (6)	2000m	1800m	1600m	1400m	1200m	1000m	800m	600m	400m	200m	WP	Average	
		Position in running (margin)	1(0.0)	1(0.0)	2(0.9)	2(0.9)	2(1.9)	3(2.5)	3(1.1)	4(0.7)	4(1.7)	2(0.5)	2(0.8)		0.70
		Sectional time (s)	15.02	15.27	16.18	15.80	14.99	15.28	15.48	15.60	15.63	14.77	13.70		
		Cumulative time (s)	167.72	152.70	137.43	121.25	105.45	90.46	75.18	59.70	44.10	28.47	13.70	3:18.33	
		Speed (m/s)	13.32	13.10	12.36	12.66	13.34	13.09	12.92	12.82	12.80	13.54	14.60	13.11	
		Stride length (m)	5.80	5.95	5.80	5.92	6.24	6.10	5.95	6.02	6.05	6.09	6.54	5.95	
		Stride duration (s)	0.436	0.454	0.469	0.468	0.468	0.466	0.460	0.469	0.473	0.449	0.448	0.454	
		Stride efficiency (%)	52.61	55.38	52.63	54.73	60.85	58.21	55.34	56.55	57.15	57.87	66.84	55.35	
		Stride count	34.47	33.60	34.46	33.79	32.05	32.77	33.61	33.25	33.07	32.87	30.58	436.85	



Note: Horizontal distance axis grid lines are 200m furlongs.

Disclaimer.

HRNZ and NZMTC and Thoroughbred Ratings Pty Ltd accepts no responsibility for the completeness or accuracy of any of the information contained herein, and makes no representations about its suitability for any particular purpose. Users should make their own judgements about those matters and/or seek independent advice. You assume all risks associated with use of the data provided on this page.



Race Results



August 08, 2021, Race 5, POSTER BOY '1.49.1' AT NORTHERN RIVERS EQUINE HANDICAP PACE, Distance 2600m, Addington - Survey 3200m

Result	TAB no.	Horse (Barrier)	2600 to	2400m to
3rd	12	Stamp Duty(AUS... (13)	2400m	2200m
		Position in running (margin)	-	7(9.9)
		Sectional time (s)	17.82	14.02
		Cumulative time (s)	198.44	180.62
		Speed (m/s)	11.23	14.27
		Stride length (m)	5.24	6.21
		Stride duration (s)	0.425	0.435
		Stride efficiency (%)	42.84	60.25
		Stride count	38.20	32.21

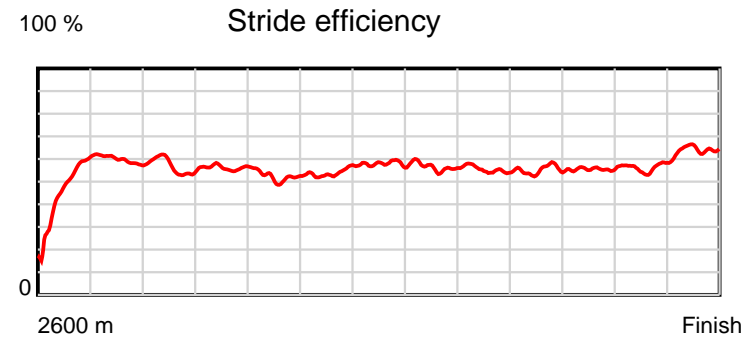
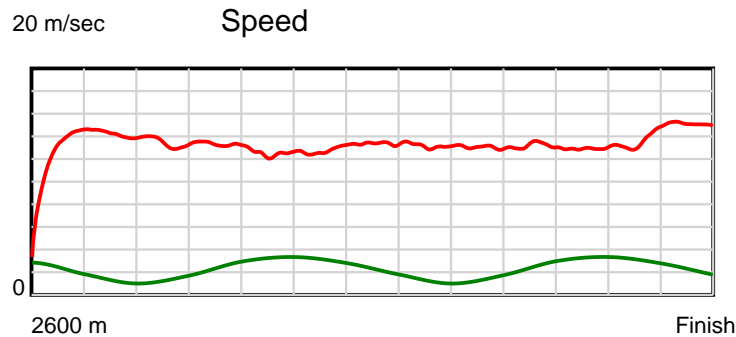
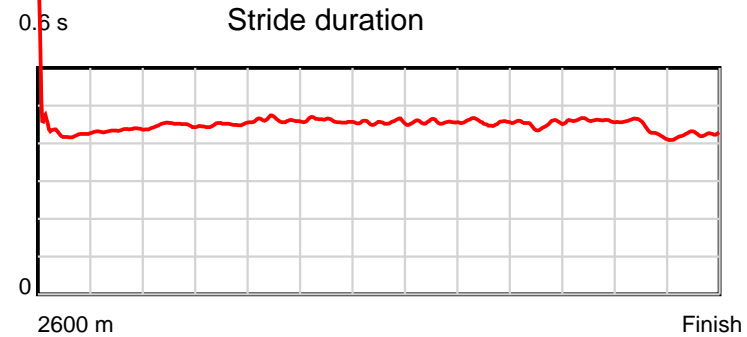
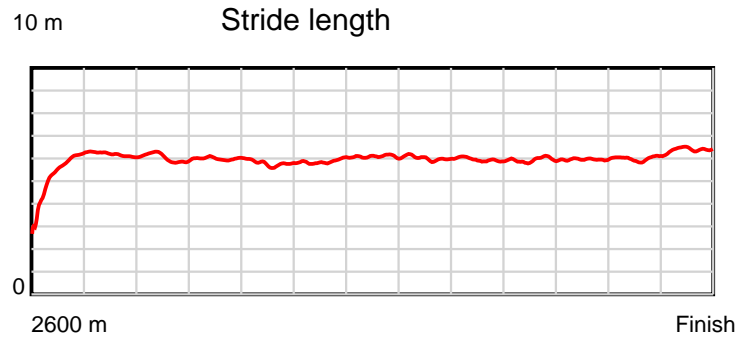
Disclaimer.

HRNZ and NZMTC and Thoroughbred Ratings Pty Ltd accepts no responsibility for the completeness or accuracy of any of the information contained herein, and makes no representations about its suitability for any particular purpose. Users should make their own judgements about those matters and/or seek independent advice. You assume all risks associated with use of the data provided on this page.

Race Results

August 08, 2021, Race 5, POSTER BOY '1.49.1' AT NORTHERN RIVERS EQUINE HANDICAP PACE, Distance 2600m, Addington - Survey 3200m

Result	TAB no.	Horse (Barrier)	2200m to	2000m to	1800m to	1600m to	1400m to	1200m to	1000m to	800m to	600m to	400m to	200m to	Total or	Margin
3rd	12	Stamp Duty(AUS... (13)	2000m	1800m	1600m	1400m	1200m	1000m	800m	600m	400m	200m	WP	Average	
		Position in running (margin)	7(8.0)	7(7.9)	6(7.5)	7(6.9)	8(7.4)	10(8.2)	10(6.6)	10(6.1)	10(5.4)	10(4.0)	6(3.5)		1.30
		Sectional time (s)	15.01	15.05	16.08	15.71	15.03	15.24	15.47	15.32	15.58	14.65	13.46		
		Cumulative time (s)	166.60	151.59	136.54	120.46	104.75	89.72	74.48	59.01	43.69	28.11	13.46	3:18.44	
		Speed (m/s)	13.32	13.29	12.44	12.73	13.31	13.12	12.93	13.05	12.84	13.65	14.86	13.10	
		Stride length (m)	5.97	5.98	5.74	5.86	6.06	5.99	5.89	5.88	5.92	6.01	6.30	5.92	
		Stride duration (s)	0.448	0.450	0.462	0.460	0.455	0.456	0.456	0.451	0.462	0.440	0.424	0.452	
		Stride efficiency (%)	55.75	55.81	51.56	53.72	57.41	56.02	54.22	54.11	54.82	56.48	62.00	54.71	
		Stride count	33.48	33.47	34.82	34.11	33.00	33.40	33.95	33.99	33.77	33.27	31.75	439.42	



Note: Horizontal distance axis grid lines are 200m furlongs.

Disclaimer.

HRNZ and NZMTC and Thoroughbred Ratings Pty Ltd accepts no responsibility for the completeness or accuracy of any of the information contained herein, and makes no representations about its suitability for any particular purpose. Users should make their own judgements about those matters and/or seek independent advice. You assume all risks associated with use of the data provided on this page.



Race Results



August 08, 2021, Race 5, POSTER BOY '1.49.1' AT NORTHERN RIVERS EQUINE HANDICAP PACE, Distance 2600m, Addington - Survey 3200m

Result	TAB no.	Horse (Barrier)	2600 to	2400m to
4th	15	Takemybreathaw... (4)	2400m	2200m
		Position in running (margin)	-	9(12.6)
		Sectional time (s)	18.20	14.36
		Cumulative time (s)	198.54	180.34
		Speed (m/s)	10.99	13.93
		Stride length (m)	5.24	5.76
		Stride duration (s)	0.400	0.413
		Stride efficiency (%)	42.86	51.79
		Stride count	38.19	34.74

Disclaimer.

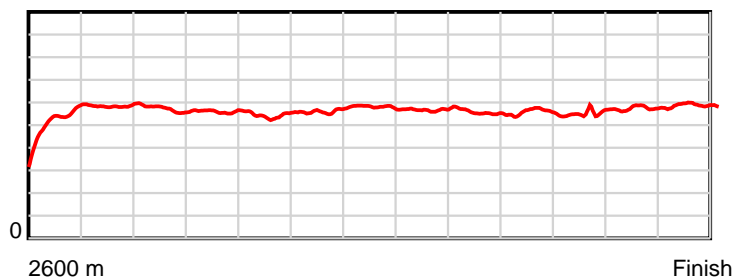
HRNZ and NZMTC and Thoroughbred Ratings Pty Ltd accepts no responsibility for the completeness or accuracy of any of the information contained herein, and makes no representations about its suitability for any particular purpose. Users should make their own judgements about those matters and/or seek independent advice. You assume all risks associated with use of the data provided on this page.

Race Results

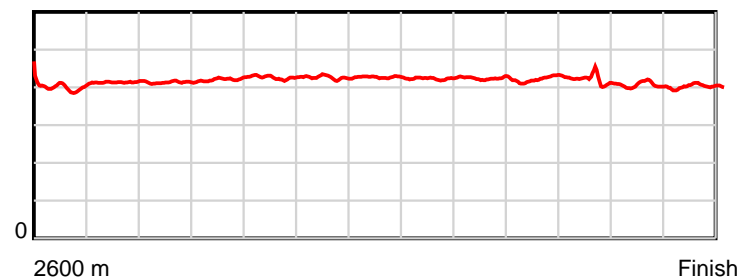
August 08, 2021, Race 5, POSTER BOY '1.49.1' AT NORTHERN RIVERS EQUINE HANDICAP PACE, Distance 2600m, Addington - Survey 3200m

Result	TAB no.	Horse (Barrier)	2200m to	2000m to	1800m to	1600m to	1400m to	1200m to	1000m to	800m to	600m to	400m to	200m to	Total or	Margin
4th	15	Takemybreathaw... (4)	2000m	1800m	1600m	1400m	1200m	1000m	800m	600m	400m	200m	WP	Average	
		Position in running (margin)	10(12.7)	10(11.2)	10(11.1)	10(9.9)	9(8.4)	8(7.8)	9(5.6)	9(6.0)	8(4.7)	8(3.7)	4(2.1)		1.90
		Sectional time (s)	14.77	15.11	15.98	15.37	14.80	15.14	15.62	15.21	15.66	14.46	13.86		
		Cumulative time (s)	165.98	151.21	136.10	120.12	104.75	89.95	74.81	59.19	43.98	28.32	13.86	3:18.54	
		Speed (m/s)	13.54	13.24	12.52	13.01	13.51	13.21	12.80	13.15	12.77	13.83	14.43	13.10	
		Stride length (m)	5.60	5.58	5.33	5.54	5.77	5.59	5.42	5.55	5.33	5.59	5.81	5.54	
		Stride duration (s)	0.413	0.421	0.426	0.426	0.427	0.423	0.423	0.422	0.418	0.405	0.403	0.423	
		Stride efficiency (%)	48.94	48.58	44.45	48.02	52.01	48.85	45.96	48.14	44.46	48.91	52.80	48.00	
		Stride count	35.74	35.87	37.50	36.08	34.67	35.77	36.88	36.03	37.49	35.75	34.41	469.12	

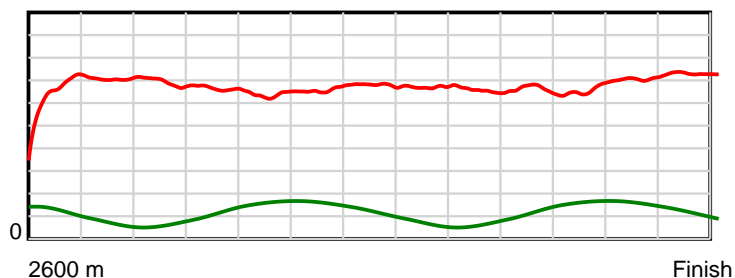
10 m Stride length



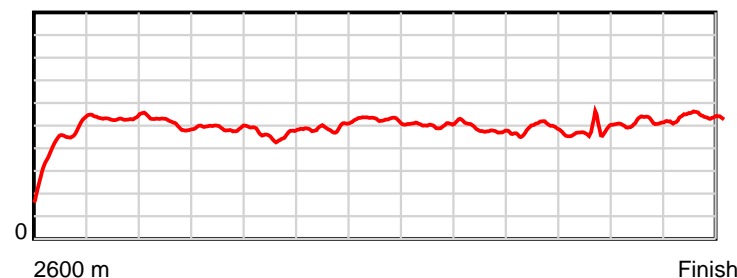
0.6 s Stride duration



20 m/sec Speed



100 % Stride efficiency



Note: Horizontal distance axis grid lines are 200m furlongs.

Disclaimer.

HRNZ and NZMTC and Thoroughbred Ratings Pty Ltd accepts no responsibility for the completeness or accuracy of any of the information contained herein, and makes no representations about its suitability for any particular purpose. Users should make their own judgements about those matters and/or seek independent advice. You assume all risks associated with use of the data provided on this page.



Race Results



August 08, 2021, Race 5, POSTER BOY '1.49.1' AT NORTHERN RIVERS EQUINE HANDICAP PACE, Distance 2600m, Addington - Survey 3200m

Result	TAB no.	Horse (Barrier)	2600 to	2400m to
5th	1	Don't Write Me... (2)	2400m	2200m
		Position in running (margin)	-	4(2.3)
		Sectional time (s)	16.67	14.31
		Cumulative time (s)	198.82	182.15
		Speed (m/s)	12.00	13.98
		Stride length (m)	5.80	6.45
		Stride duration (s)	0.469	0.462
		Stride efficiency (%)	52.63	65.04
		Stride count	34.46	31.00

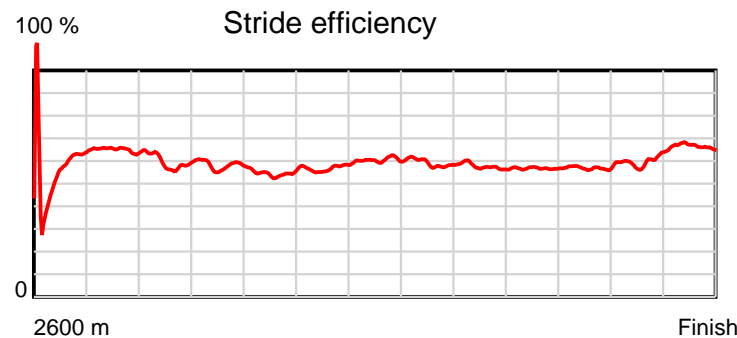
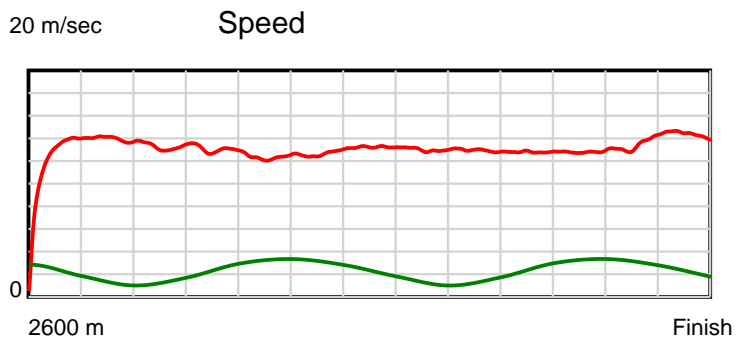
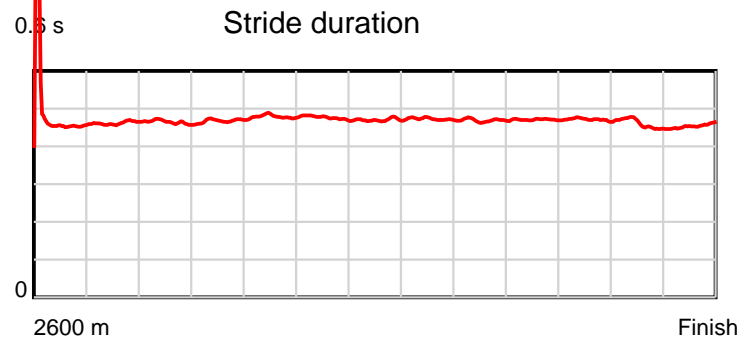
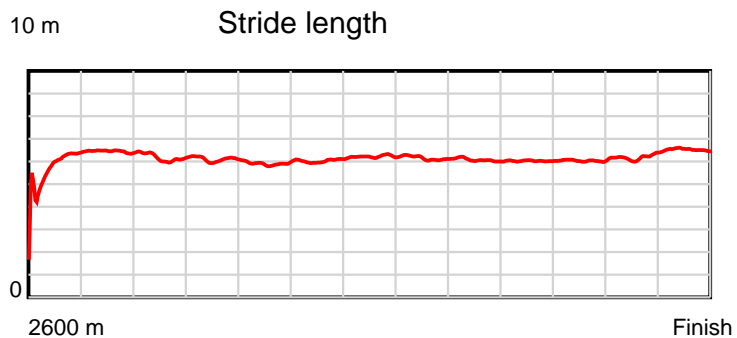
Disclaimer.

HRNZ and NZMTC and Thoroughbred Ratings Pty Ltd accepts no responsibility for the completeness or accuracy of any of the information contained herein, and makes no representations about its suitability for any particular purpose. Users should make their own judgements about those matters and/or seek independent advice. You assume all risks associated with use of the data provided on this page.

Race Results

August 08, 2021, Race 5, POSTER BOY '1.49.1' AT NORTHERN RIVERS EQUINE HANDICAP PACE, Distance 2600m, Addington - Survey 3200m

Result	TAB no.	Horse (Barrier)	2200m to	2000m to	1800m to	1600m to	1400m to	1200m to	1000m to	800m to	600m to	400m to	200m to	Total or	Margin
5th	1	Don't Write Me... (2)	2000m	1800m	1600m	1400m	1200m	1000m	800m	600m	400m	200m	WP	Average	
		Position in running (margin)	3(2.2)	3(2.4)	3(3.4)	3(3.3)	4(3.7)	5(4.5)	6(3.4)	6(2.5)	6(3.6)	7(2.4)	5(2.7)		3.40
		Sectional time (s)	15.06	15.28	16.17	15.69	15.03	15.33	15.40	15.61	15.64	14.78	13.85		
		Cumulative time (s)	167.84	152.78	137.50	121.33	105.64	90.61	75.28	59.88	44.27	28.63	13.85	3:18.82	
		Speed (m/s)	13.28	13.09	12.37	12.75	13.31	13.05	12.99	12.81	12.79	13.53	14.44	13.08	
		Stride length (m)	6.17	6.12	5.93	6.07	6.25	6.17	6.09	6.03	6.03	6.22	6.56	6.14	
		Stride duration (s)	0.464	0.468	0.479	0.476	0.470	0.473	0.469	0.471	0.471	0.459	0.455	0.469	
		Stride efficiency (%)	59.40	58.60	54.87	57.52	61.14	59.44	57.89	56.86	56.77	60.38	67.32	58.89	
		Stride count	32.44	32.66	33.75	32.96	31.97	32.43	32.86	33.16	33.18	32.18	30.47	423.52	



Note: Horizontal distance axis grid lines are 200m furlongs.

Disclaimer.

HRNZ and NZMTC and Thoroughbred Ratings Pty Ltd accepts no responsibility for the completeness or accuracy of any of the information contained herein, and makes no representations about its suitability for any particular purpose. Users should make their own judgements about those matters and/or seek independent advice. You assume all risks associated with use of the data provided on this page.



Race Results



August 08, 2021, Race 5, POSTER BOY '1.49.1' AT NORTHERN RIVERS EQUINE HANDICAP PACE, Distance 2600m, Addington - Survey 3200m

Result	TAB no.	Horse (Barrier)	2600 to	2400m to
6th	14	Pay Me Visa (3)	2400m	2200m
		Position in running (margin)	-	11(13.6)
		Sectional time (s)	18.47	14.02
		Cumulative time (s)	199.24	180.77
		Speed (m/s)	10.83	14.27
		Stride length (m)	5.69	6.22
		Stride duration (s)	0.426	0.436
		Stride efficiency (%)	50.53	60.50
		Stride count	35.17	32.14

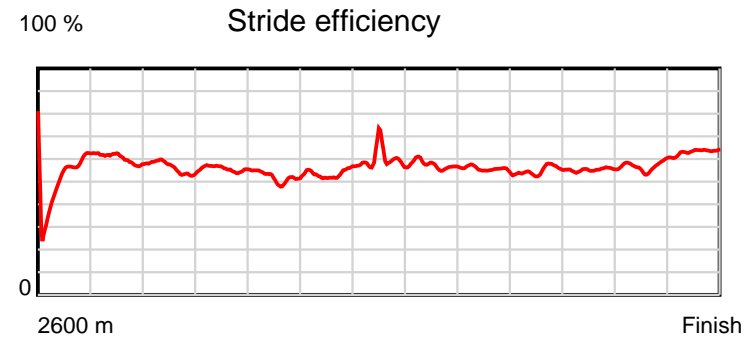
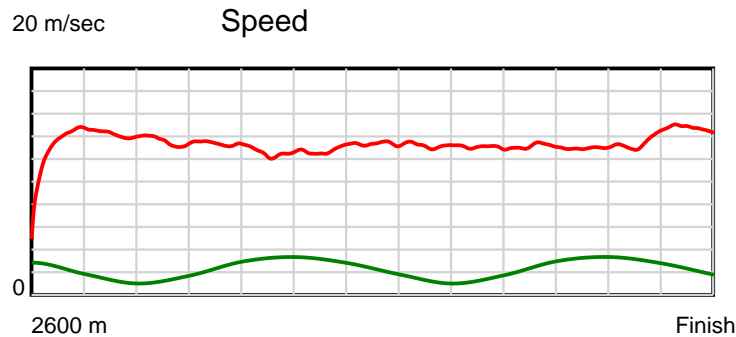
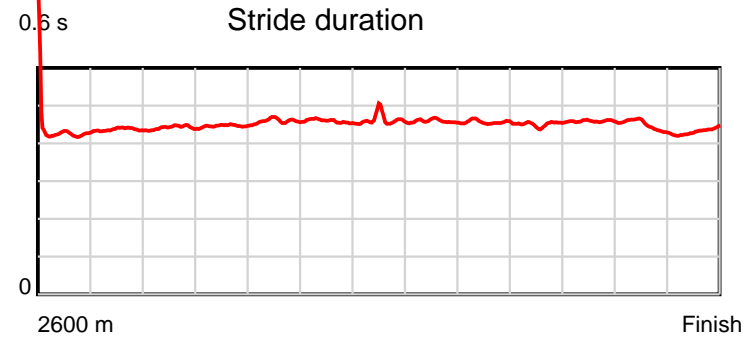
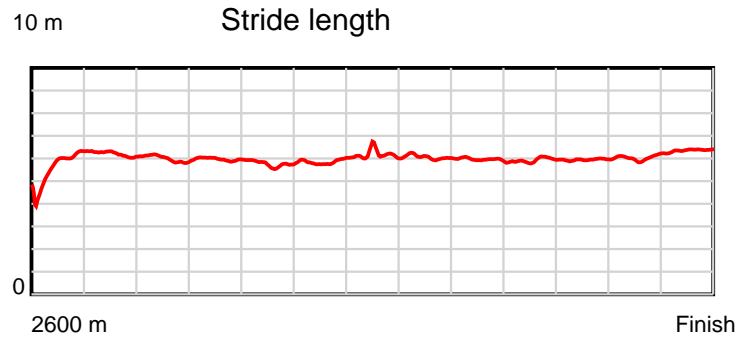
Disclaimer.

HRNZ and NZMTC and Thoroughbred Ratings Pty Ltd accepts no responsibility for the completeness or accuracy of any of the information contained herein, and makes no representations about its suitability for any particular purpose. Users should make their own judgements about those matters and/or seek independent advice. You assume all risks associated with use of the data provided on this page.

Race Results

August 08, 2021, Race 5, POSTER BOY '1.49.1' AT NORTHERN RIVERS EQUINE HANDICAP PACE, Distance 2600m, Addington - Survey 3200m

Result	TAB no.	Horse (Barrier)	2200m to	2000m to	1800m to	1600m to	1400m to	1200m to	1000m to	800m to	600m to	400m to	200m to	Total or	Margin
6th	14	Pay Me Visa (3)	2000m	1800m	1600m	1400m	1200m	1000m	800m	600m	400m	200m	WP	Average	
		Position in running (margin)	9(11.7)	9(10.8)	9(9.9)	9(8.9)	10(9.7)	12(10.5)	12(8.9)	12(8.2)	12(7.2)	12(5.9)	8(6.5)		5.80
		Sectional time (s)	14.86	14.97	16.02	15.75	15.03	15.24	15.44	15.27	15.60	14.84	13.73		
		Cumulative time (s)	166.75	151.89	136.92	120.90	105.15	90.12	74.88	59.44	44.17	28.57	13.73	3:19.24	
		Speed (m/s)	13.46	13.36	12.48	12.70	13.31	13.12	12.95	13.10	12.82	13.48	14.57	13.05	
		Stride length (m)	5.94	5.96	5.73	5.83	6.12	6.03	5.91	5.91	5.88	6.03	6.30	5.96	
		Stride duration (s)	0.441	0.446	0.459	0.459	0.460	0.459	0.456	0.451	0.459	0.448	0.433	0.457	
		Stride efficiency (%)	55.11	55.56	51.31	53.10	58.62	56.74	54.59	54.61	54.01	56.89	62.06	55.53	
		Stride count	33.68	33.54	34.90	34.31	32.65	33.19	33.84	33.83	34.02	33.15	31.74	436.16	



Note: Horizontal distance axis grid lines are 200m furlongs.

Disclaimer.

HRNZ and NZMTC and Thoroughbred Ratings Pty Ltd accepts no responsibility for the completeness or accuracy of any of the information contained herein, and makes no representations about its suitability for any particular purpose. Users should make their own judgements about those matters and/or seek independent advice. You assume all risks associated with use of the data provided on this page.



Race Results



August 08, 2021, Race 5, POSTER BOY '1.49.1' AT NORTHERN RIVERS EQUINE HANDICAP PACE, Distance 2600m, Addington - Survey 3200m

Result	TAB no.	Horse (Barrier)	2600 to	2400m to
7th	9	Brother John (10)	2400m	2200m
		Position in running (margin)	-	3(2.2)
		Sectional time (s)	16.69	14.52
		Cumulative time (s)	199.31	182.62
		Speed (m/s)	11.99	13.77
		Stride length (m)	5.14	5.64
		Stride duration (s)	0.423	0.410
		Stride efficiency (%)	41.32	49.79
		Stride count	38.89	35.43

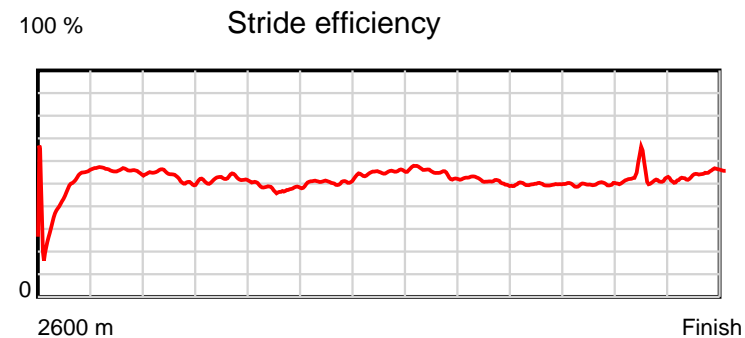
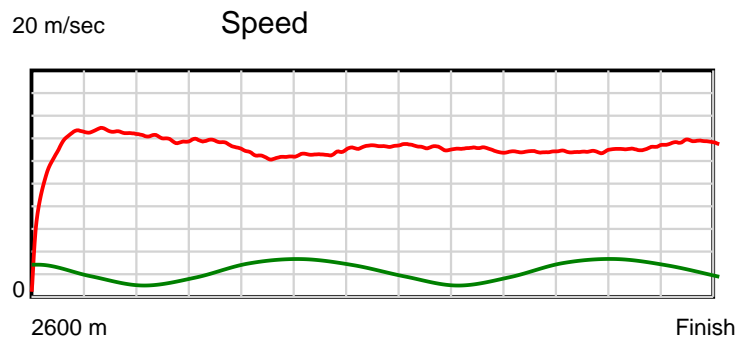
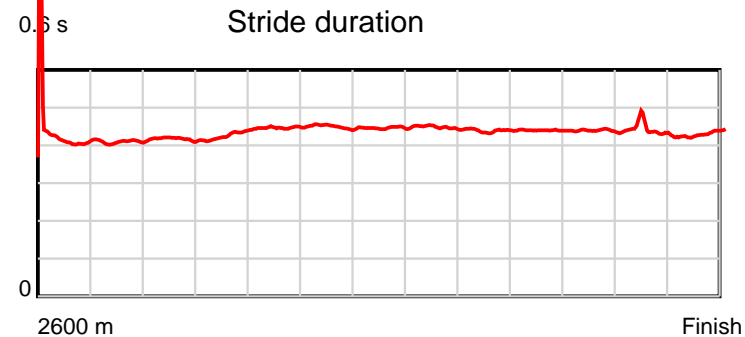
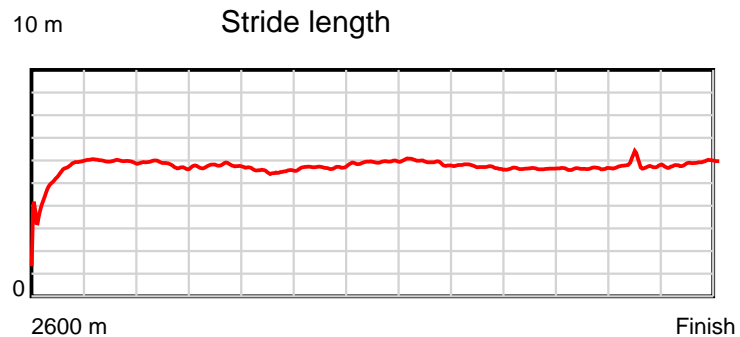
Disclaimer.

HRNZ and NZMTC and Thoroughbred Ratings Pty Ltd accepts no responsibility for the completeness or accuracy of any of the information contained herein, and makes no representations about its suitability for any particular purpose. Users should make their own judgements about those matters and/or seek independent advice. You assume all risks associated with use of the data provided on this page.

Race Results

August 08, 2021, Race 5, POSTER BOY '1.49.1' AT NORTHERN RIVERS EQUINE HANDICAP PACE, Distance 2600m, Addington - Survey 3200m

Result	TAB no.	Horse (Barrier)	2200m to	2000m to	1800m to	1600m to	1400m to	1200m to	1000m to	800m to	600m to	400m to	200m to	Total or	Margin
7th	9	Brother John (10)	2000m	1800m	1600m	1400m	1200m	1000m	800m	600m	400m	200m	WP	Average	
		Position in running (margin)	4(3.2)	2(2.1)	1(0.0)	1(0.0)	1(0.0)	1(0.0)	2(0.4)	2(0.1)	2(0.8)	1(0.0)	3(1.1)		6.20
		Sectional time (s)	14.83	14.77	16.18	15.62	14.89	15.58	15.51	15.55	15.70	14.91	14.56		
		Cumulative time (s)	168.10	153.27	138.50	122.32	106.70	91.81	76.23	60.72	45.17	29.47	14.56	3:19.31	
		Speed (m/s)	13.49	13.54	12.36	12.80	13.43	12.84	12.89	12.86	12.74	13.41	13.74	13.05	
		Stride length (m)	5.62	5.79	5.52	5.76	5.99	5.75	5.66	5.66	5.59	5.90	5.91	5.68	
		Stride duration (s)	0.417	0.428	0.447	0.449	0.446	0.448	0.439	0.440	0.439	0.440	0.430	0.435	
		Stride efficiency (%)	49.36	52.43	47.61	51.77	56.12	51.62	50.05	50.02	48.81	54.37	54.57	50.40	
		Stride count	35.59	34.53	36.23	34.75	33.37	34.80	35.34	35.35	35.79	33.91	33.84	457.82	



Note: Horizontal distance axis grid lines are 200m furlongs.

Disclaimer.

HRNZ and NZMTC and Thoroughbred Ratings Pty Ltd accepts no responsibility for the completeness or accuracy of any of the information contained herein, and makes no representations about its suitability for any particular purpose. Users should make their own judgements about those matters and/or seek independent advice. You assume all risks associated with use of the data provided on this page.



Race Results



August 08, 2021, Race 5, POSTER BOY '1.49.1' AT NORTHERN RIVERS EQUINE HANDICAP PACE, Distance 2600m, Addington - Survey 3200m

Result	TAB no.	Horse (Barrier)	2600 to	2400m to
8th	8	Flamboyant (9)	2400m	2200m
		Position in running (margin)	-	6(5.5)
		Sectional time (s)	17.17	14.36
		Cumulative time (s)	199.80	182.63
		Speed (m/s)	11.65	13.93
		Stride length (m)	7.98	6.16
		Stride duration (s)	0.670	0.443
		Stride efficiency (%)	99.56	59.38
		Stride count	25.06	32.44

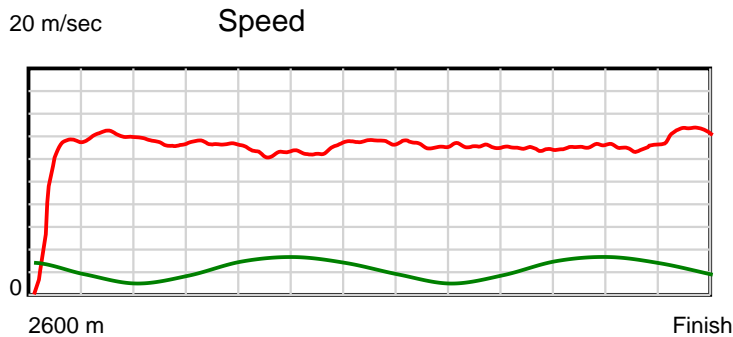
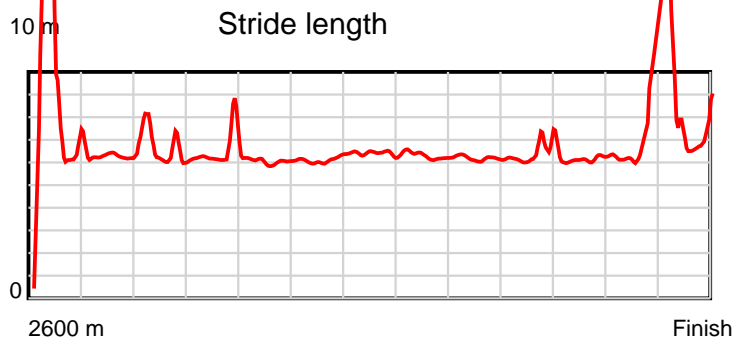
Disclaimer.

HRNZ and NZMTC and Thoroughbred Ratings Pty Ltd accepts no responsibility for the completeness or accuracy of any of the information contained herein, and makes no representations about its suitability for any particular purpose. Users should make their own judgements about those matters and/or seek independent advice. You assume all risks associated with use of the data provided on this page.

Race Results

August 08, 2021, Race 5, POSTER BOY '1.49.1' AT NORTHERN RIVERS EQUINE HANDICAP PACE, Distance 2600m, Addington - Survey 3200m

Result	TAB no.	Horse (Barrier)	2200m to	2000m to	1800m to	1600m to	1400m to	1200m to	1000m to	800m to	600m to	400m to	200m to	Total or	Margin
8th	8	Flamboyant (9)	2000m	1800m	1600m	1400m	1200m	1000m	800m	600m	400m	200m	WP	Average	
		Position in running (margin)	6(5.6)	5(5.6)	5(5.6)	5(4.7)	6(5.5)	7(6.3)	8(4.6)	7(4.3)	9(5.4)	9(3.8)	12(8.8)		8.90
		Sectional time (s)	15.02	15.11	16.04	15.76	15.01	15.24	15.49	15.61	15.56	15.57	13.86		
		Cumulative time (s)	168.27	153.25	138.14	122.10	106.34	91.33	76.09	60.60	44.99	29.43	13.86	3:19.80	
		Speed (m/s)	13.32	13.24	12.47	12.69	13.32	13.12	12.91	12.81	12.85	12.85	14.43	13.01	
		Stride length (m)	6.34	6.38	5.99	6.07	6.31	6.25	6.08	6.24	6.01	6.95	7.40	6.43	
		Stride duration (s)	0.476	0.482	0.481	0.478	0.474	0.476	0.471	0.487	0.468	0.541	0.513	0.494	
		Stride efficiency (%)	62.75	63.59	56.15	57.53	62.22	61.00	57.74	60.79	56.52	75.49	85.65	64.57	
		Stride count	31.56	31.35	33.37	32.96	31.70	32.01	32.90	32.07	33.26	28.77	27.01	404.46	



Note: Horizontal distance axis grid lines are 200m furlongs.

Disclaimer.

HRNZ and NZMTC and Thoroughbred Ratings Pty Ltd accepts no responsibility for the completeness or accuracy of any of the information contained herein, and makes no representations about its suitability for any particular purpose. Users should make their own judgements about those matters and/or seek independent advice. You assume all risks associated with use of the data provided on this page.



Race Results



August 08, 2021, Race 5, POSTER BOY '1.49.1' AT NORTHERN RIVERS EQUINE HANDICAP PACE, Distance 2600m, Addington - Survey 3200m

Result	TAB no.	Horse (Barrier)	2600 to	2400m to
9th	13	Sister's Delig... (1)	2400m	2200m
		Position in running (margin)	-	13(15.4)
		Sectional time (s)	18.77	14.19
		Cumulative time (s)	200.37	181.60
		Speed (m/s)	10.66	14.09
		Stride length (m)	5.16	5.81
		Stride duration (s)	0.402	0.413
		Stride efficiency (%)	41.54	52.83
		Stride count	38.79	34.40

Disclaimer.

HRNZ and NZMTC and Thoroughbred Ratings Pty Ltd accepts no responsibility for the completeness or accuracy of any of the information contained herein, and makes no representations about its suitability for any particular purpose. Users should make their own judgements about those matters and/or seek independent advice. You assume all risks associated with use of the data provided on this page.

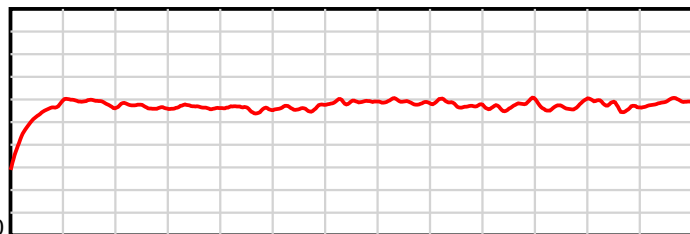
Race Results

August 08, 2021, Race 5, POSTER BOY '1.49.1' AT NORTHERN RIVERS EQUINE HANDICAP PACE, Distance 2600m, Addington - Survey 3200m

Result	TAB no.	Horse (Barrier)	2200m to	2000m to	1800m to	1600m to	1400m to	1200m to	1000m to	800m to	600m to	400m to	200m to	Total or	Margin
9th	13	Sister's Delig... (1)	2000m	1800m	1600m	1400m	1200m	1000m	800m	600m	400m	200m	WP	Average	
		Position in running (margin)	11(14.5)	12(13.5)	11(12.7)	11(10.5)	12(11.1)	13(11.7)	13(9.3)	13(9.6)	13(8.2)	13(5.9)	13(10.0)		12.00
		Sectional time (s)	14.86	14.98	15.81	15.72	15.00	15.12	15.60	15.19	15.45	15.41	14.27		
		Cumulative time (s)	167.41	152.55	137.57	121.76	106.04	91.04	75.92	60.32	45.13	29.68	14.27	3:20.37	
		Speed (m/s)	13.46	13.35	12.65	12.72	13.33	13.23	12.82	13.17	12.94	12.98	14.02	12.98	
		Stride length (m)	5.63	5.65	5.57	5.60	5.87	5.76	5.64	5.73	5.61	5.63	5.92	5.65	
		Stride duration (s)	0.418	0.423	0.440	0.440	0.440	0.436	0.440	0.435	0.433	0.434	0.423	0.436	
		Stride efficiency (%)	49.55	49.84	48.44	49.01	53.76	51.91	49.76	51.35	49.09	49.51	54.83	49.95	
		Stride count	35.52	35.41	35.92	35.71	34.10	34.70	35.44	34.89	35.68	35.53	33.76	459.85	

10 m

Stride length

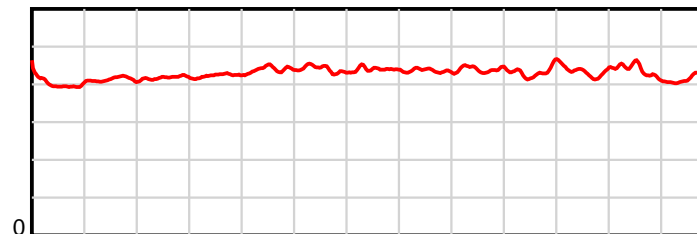


2600 m

Finish

0.6 s

Stride duration

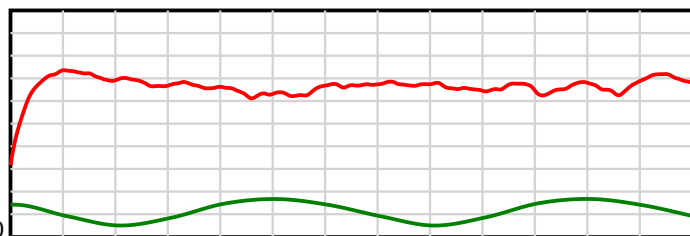


2600 m

Finish

20 m/sec

Speed

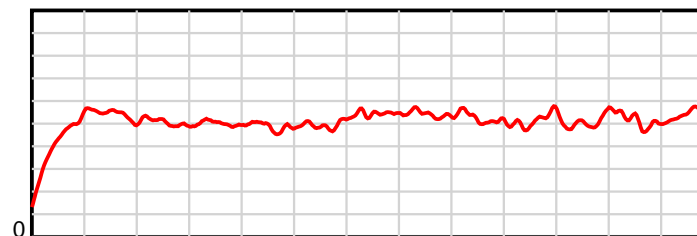


2600 m

Finish

100 %

Stride efficiency



2600 m

Finish

Note: Horizontal distance axis grid lines are 200m furlongs.

Disclaimer.

HRNZ and NZMTC and Thoroughbred Ratings Pty Ltd accepts no responsibility for the completeness or accuracy of any of the information contained herein, and makes no representations about its suitability for any particular purpose. Users should make their own judgements about those matters and/or seek independent advice. You assume all risks associated with use of the data provided on this page.



Race Results



August 08, 2021, Race 5, POSTER BOY '1.49.1' AT NORTHERN RIVERS EQUINE HANDICAP PACE, Distance 2600m, Addington - Survey 3200m

Result	TAB no.	Horse (Barrier)	2600 to	2400m to
10th	11	My Mate Ben (12)	2400m	2200m
		Position in running (margin)	-	10(13.2)
		Sectional time (s)	18.29	15.15
		Cumulative time (s)	200.60	182.31
		Speed (m/s)	10.94	13.20
		Stride length (m)	4.95	5.59
		Stride duration (s)	0.448	0.424
		Stride efficiency (%)	38.32	48.91
		Stride count	40.39	35.75

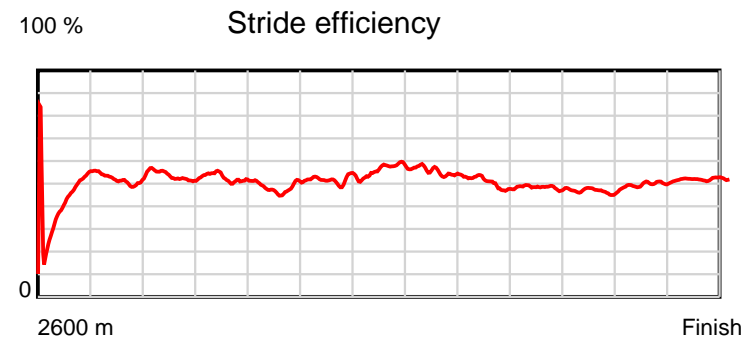
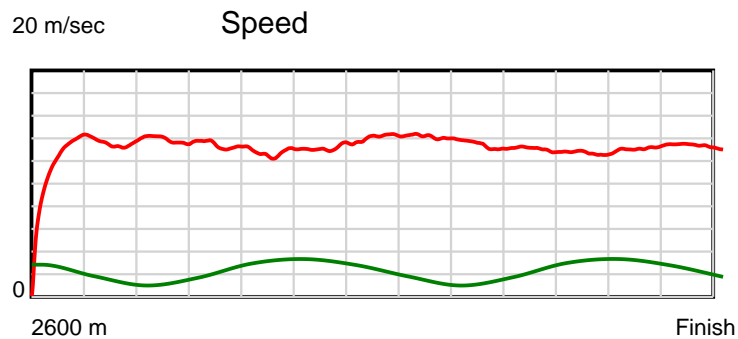
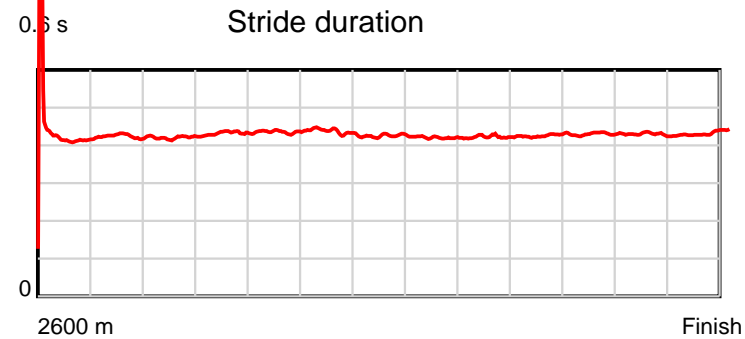
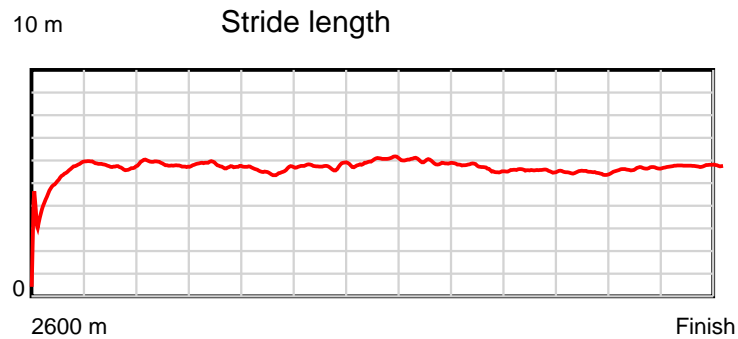
Disclaimer.

HRNZ and NZMTC and Thoroughbred Ratings Pty Ltd accepts no responsibility for the completeness or accuracy of any of the information contained herein, and makes no representations about its suitability for any particular purpose. Users should make their own judgements about those matters and/or seek independent advice. You assume all risks associated with use of the data provided on this page.

Race Results

August 08, 2021, Race 5, POSTER BOY '1.49.1' AT NORTHERN RIVERS EQUINE HANDICAP PACE, Distance 2600m, Addington - Survey 3200m

Result	TAB no.	Horse (Barrier)	2200m to	2000m to	1800m to	1600m to	1400m to	1200m to	1000m to	800m to	600m to	400m to	200m to	Total or	Margin
10th	11	My Mate Ben (12)	2000m	1800m	1600m	1400m	1200m	1000m	800m	600m	400m	200m	WP	Average	
		Position in running (margin)	13(18.0)	13(15.4)	13(14.6)	13(13.5)	13(12.4)	9(8.0)	5(2.4)	3(0.2)	1(0.0)	6(2.4)	11(8.2)		13.30
		Sectional time (s)	14.59	14.98	15.99	15.44	14.16	14.58	15.19	15.39	16.22	15.70	14.92		
		Cumulative time (s)	167.16	152.57	137.59	121.60	106.16	92.00	77.42	62.23	46.84	30.62	14.92	3:20.60	
		Speed (m/s)	13.71	13.35	12.51	12.95	14.12	13.72	13.17	13.00	12.33	12.74	13.40	12.96	
		Stride length (m)	5.77	5.76	5.45	5.66	5.99	5.77	5.55	5.53	5.30	5.47	5.80	5.57	
		Stride duration (s)	0.421	0.431	0.436	0.437	0.425	0.420	0.422	0.426	0.430	0.429	0.433	0.430	
		Stride efficiency (%)	51.96	51.78	46.42	50.10	56.15	51.98	48.17	47.87	43.86	46.74	52.66	48.53	
		Stride count	34.68	34.75	36.69	35.32	33.36	34.68	36.02	36.13	37.75	36.57	34.45	466.54	



Note: Horizontal distance axis grid lines are 200m furlongs.

Disclaimer.

HRNZ and NZMTC and Thoroughbred Ratings Pty Ltd accepts no responsibility for the completeness or accuracy of any of the information contained herein, and makes no representations about its suitability for any particular purpose. Users should make their own judgements about those matters and/or seek independent advice. You assume all risks associated with use of the data provided on this page.



Race Results



August 08, 2021, Race 5, POSTER BOY '1.49.1' AT NORTHERN RIVERS EQUINE HANDICAP PACE, Distance 2600m, Addington - Survey 3200m

Result	TAB no.	Horse (Barrier)	2600 to	2400m to
11th	10	Sky Vale (11)	2400m	2200m
		Position in running (margin)	-	12(14.4)
		Sectional time (s)	18.85	14.43
		Cumulative time (s)	201.17	182.32
		Speed (m/s)	10.61	13.86
		Stride length (m)	4.84	6.32
		Stride duration (s)	0.449	0.456
		Stride efficiency (%)	36.65	62.45
		Stride count	41.30	31.64

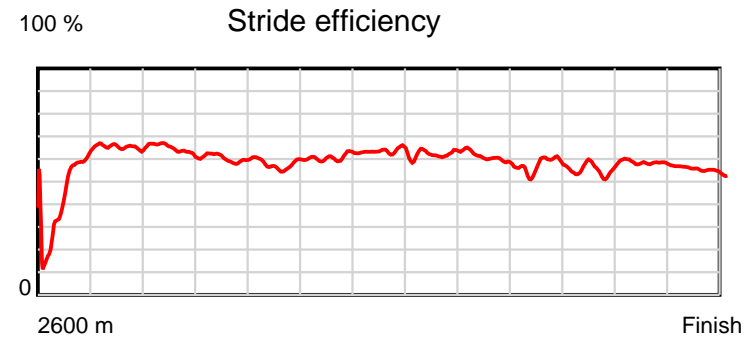
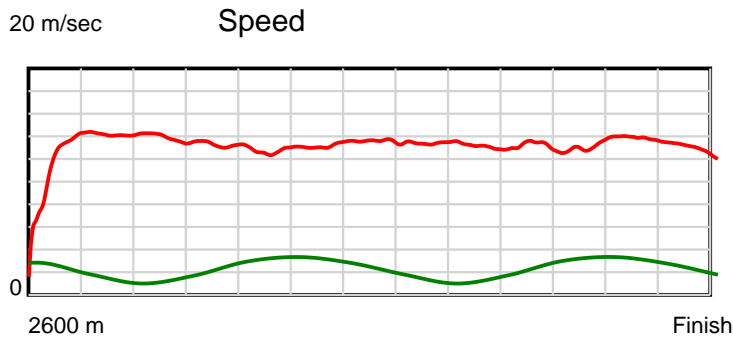
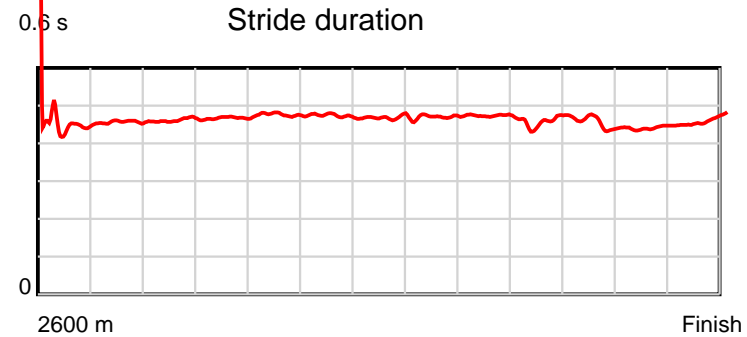
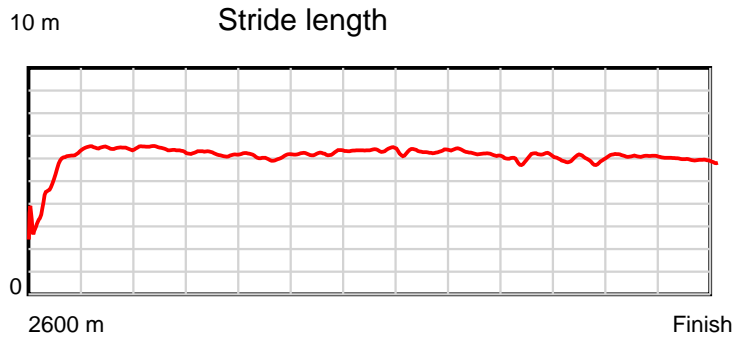
Disclaimer.

HRNZ and NZMTC and Thoroughbred Ratings Pty Ltd accepts no responsibility for the completeness or accuracy of any of the information contained herein, and makes no representations about its suitability for any particular purpose. Users should make their own judgements about those matters and/or seek independent advice. You assume all risks associated with use of the data provided on this page.

Race Results

August 08, 2021, Race 5, POSTER BOY '1.49.1' AT NORTHERN RIVERS EQUINE HANDICAP PACE, Distance 2600m, Addington - Survey 3200m

Result	TAB no.	Horse (Barrier)	2200m to	2000m to	1800m to	1600m to	1400m to	1200m to	1000m to	800m to	600m to	400m to	200m to	Total or	Margin
11th	10	Sky Vale (11)	2000m	1800m	1600m	1400m	1200m	1000m	800m	600m	400m	200m	WP	Average	
		Position in running (margin)	12(15.0)	11(13.1)	12(12.9)	12(11.5)	11(10.2)	11(9.1)	11(7.2)	11(7.9)	11(6.5)	11(5.2)	9(6.6)		16.50
		Sectional time (s)	14.71	15.08	15.94	15.40	14.72	15.20	15.67	15.19	15.61	14.97	15.40		
		Cumulative time (s)	167.89	153.18	138.10	122.16	106.76	92.04	76.84	61.17	45.98	30.37	15.40	3:21.17	
		Speed (m/s)	13.60	13.26	12.55	12.99	13.59	13.16	12.76	13.17	12.81	13.36	12.99	12.92	
		Stride length (m)	6.28	6.19	5.97	6.15	6.36	6.19	6.03	6.05	5.81	5.90	6.00	5.98	
		Stride duration (s)	0.462	0.467	0.476	0.474	0.468	0.471	0.472	0.459	0.453	0.442	0.462	0.463	
		Stride efficiency (%)	61.55	59.88	55.71	59.09	63.17	59.95	56.75	57.15	52.69	54.44	56.29	55.88	
		Stride count	31.87	32.31	33.50	32.52	31.46	32.29	33.19	33.07	34.44	33.88	33.32	434.79	



Note: Horizontal distance axis grid lines are 200m furlongs.

Disclaimer.

HRNZ and NZMTC and Thoroughbred Ratings Pty Ltd accepts no responsibility for the completeness or accuracy of any of the information contained herein, and makes no representations about its suitability for any particular purpose. Users should make their own judgements about those matters and/or seek independent advice. You assume all risks associated with use of the data provided on this page.



Race Results



August 08, 2021, Race 5, POSTER BOY '1.49.1' AT NORTHERN RIVERS EQUINE HANDICAP PACE, Distance 2600m, Addington - Survey 3200m

Result	TAB no.	Horse (Barrier)	2600 to	2400m to
12th	6	Kennedy (7)	2400m	2200m
		Position in running (margin)	-	2(2.1)
		Sectional time (s)	16.60	14.24
		Cumulative time (s)	201.42	184.82
		Speed (m/s)	12.05	14.04
		Stride length (m)	5.36	6.11
		Stride duration (s)	0.442	0.435
		Stride efficiency (%)	44.97	58.36
		Stride count	37.28	32.73

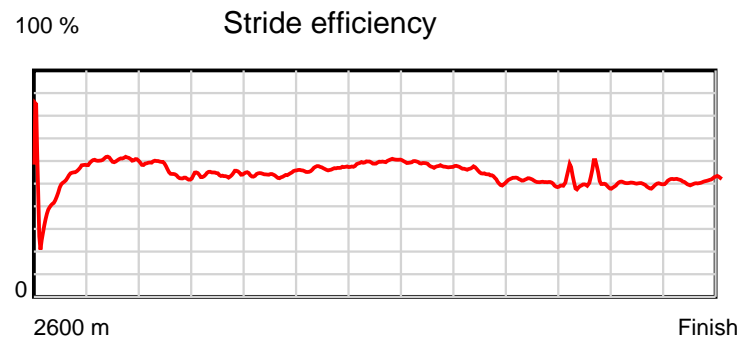
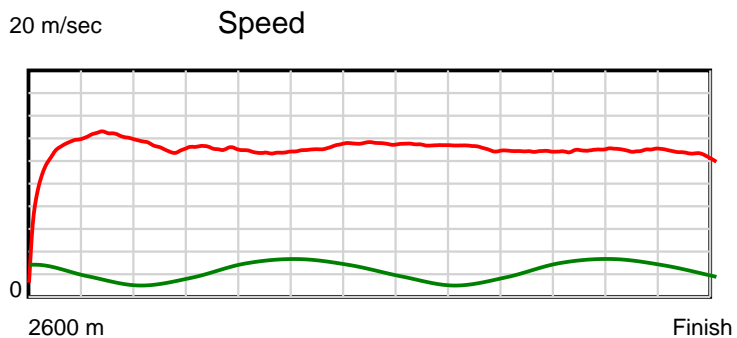
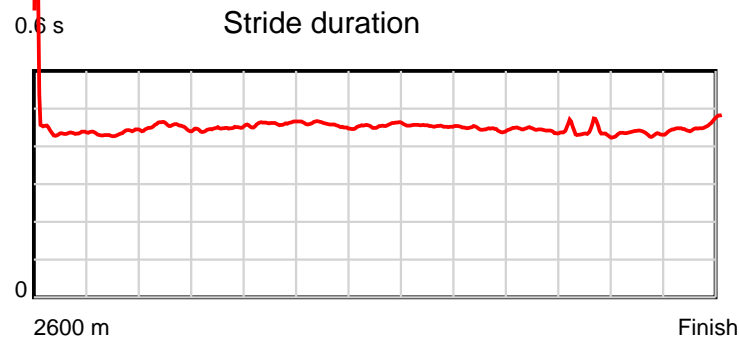
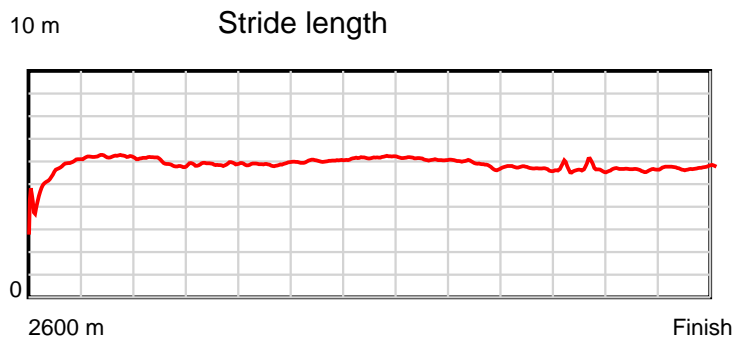
Disclaimer.

HRNZ and NZMTC and Thoroughbred Ratings Pty Ltd accepts no responsibility for the completeness or accuracy of any of the information contained herein, and makes no representations about its suitability for any particular purpose. Users should make their own judgements about those matters and/or seek independent advice. You assume all risks associated with use of the data provided on this page.

Race Results

August 08, 2021, Race 5, POSTER BOY '1.49.1' AT NORTHERN RIVERS EQUINE HANDICAP PACE, Distance 2600m, Addington - Survey 3200m

Result	TAB no.	Horse (Barrier)	2200m to	2000m to	1800m to	1600m to	1400m to	1200m to	1000m to	800m to	600m to	400m to	200m to	Total or	Margin
12th	6	Kennedy (7)	2000m	1800m	1600m	1400m	1200m	1000m	800m	600m	400m	200m	WP	Average	
		Position in running (margin)	2(1.5)	4(4.4)	4(5.2)	4(3.9)	3(2.4)	2(2.5)	1(0.0)	1(0.0)	3(1.1)	3(0.9)	7(6.2)		17.90
		Sectional time (s)	15.49	15.27	15.97	15.37	14.90	15.11	15.55	15.62	15.78	15.62	15.90		
		Cumulative time (s)	170.58	155.09	139.82	123.85	108.48	93.58	78.47	62.92	47.30	31.52	15.90	3:21.42	
		Speed (m/s)	12.91	13.10	12.52	13.01	13.42	13.24	12.86	12.80	12.67	12.80	12.58	12.91	
		Stride length (m)	5.85	5.86	5.76	5.94	6.12	6.01	5.73	5.66	5.55	5.58	5.74	5.78	
		Stride duration (s)	0.453	0.447	0.460	0.456	0.456	0.454	0.446	0.442	0.438	0.436	0.457	0.448	
		Stride efficiency (%)	53.53	53.68	51.93	55.10	58.58	56.46	51.30	50.14	48.05	48.59	51.52	52.26	
		Stride count	34.17	34.12	34.69	33.68	32.66	33.27	34.91	35.31	36.07	35.87	34.83	449.59	



Note: Horizontal distance axis grid lines are 200m furlongs.

Disclaimer.

HRNZ and NZMTC and Thoroughbred Ratings Pty Ltd accepts no responsibility for the completeness or accuracy of any of the information contained herein, and makes no representations about its suitability for any particular purpose. Users should make their own judgements about those matters and/or seek independent advice. You assume all risks associated with use of the data provided on this page.



Race Results



August 08, 2021, Race 5, POSTER BOY '1.49.1' AT NORTHERN RIVERS EQUINE HANDICAP PACE, Distance 2600m, Addington - Survey 3200m

Result	TAB no.	Horse (Barrier)	2600 to	2400m to
13th	7	A Rocknroll St... (8)	2400m	2200m
		Position in running (margin)	-	5(3.3)
		Sectional time (s)	16.85	14.50
		Cumulative time (s)	201.57	184.72
		Speed (m/s)	11.87	13.79
		Stride length (m)	5.27	5.98
		Stride duration (s)	0.433	0.434
		Stride efficiency (%)	43.32	55.92
		Stride count	37.98	33.43

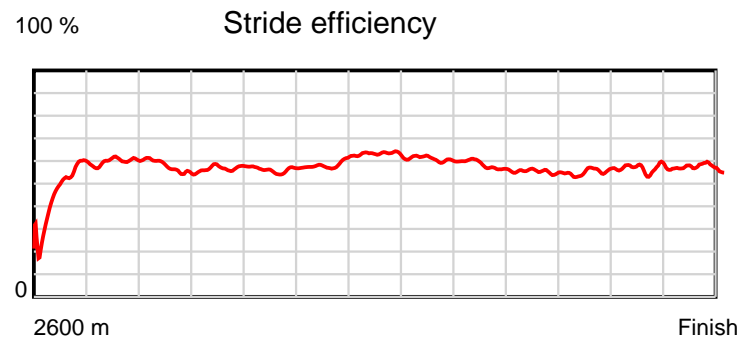
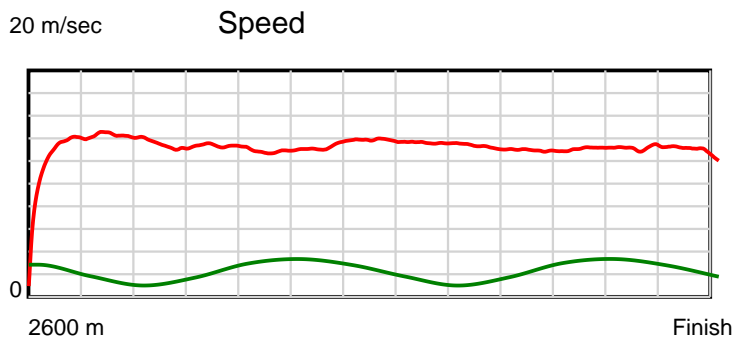
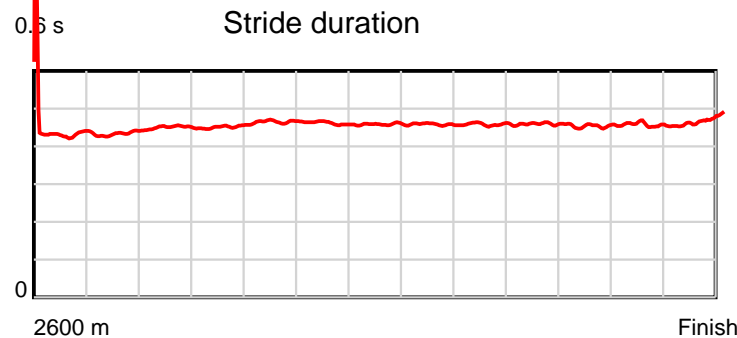
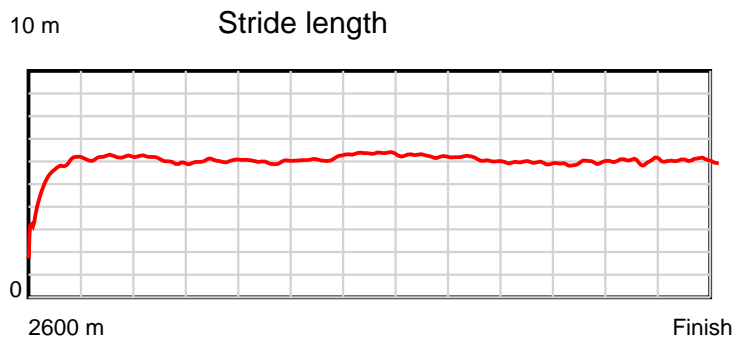
Disclaimer.

HRNZ and NZMTC and Thoroughbred Ratings Pty Ltd accepts no responsibility for the completeness or accuracy of any of the information contained herein, and makes no representations about its suitability for any particular purpose. Users should make their own judgements about those matters and/or seek independent advice. You assume all risks associated with use of the data provided on this page.

Race Results

August 08, 2021, Race 5, POSTER BOY '1.49.1' AT NORTHERN RIVERS EQUINE HANDICAP PACE, Distance 2600m, Addington - Survey 3200m

Result	TAB no.	Horse (Barrier)	2200m to	2000m to	1800m to	1600m to	1400m to	1200m to	1000m to	800m to	600m to	400m to	200m to	Total or	Margin
13th	7	A Rocknroll St... (8)	2000m	1800m	1600m	1400m	1200m	1000m	800m	600m	400m	200m	WP	Average	
		Position in running (margin)	5(4.3)	6(7.4)	7(7.7)	6(5.8)	5(4.3)	4(3.6)	4(2.3)	5(2.4)	7(3.9)	4(1.8)	10(6.9)		18.70
		Sectional time (s)	15.53	15.17	15.87	15.36	14.77	15.30	15.57	15.68	15.47	15.59	15.91		
		Cumulative time (s)	170.22	154.69	139.52	123.65	108.29	93.52	78.22	62.65	46.97	31.50	15.91	3:21.57	
		Speed (m/s)	12.88	13.18	12.60	13.02	13.54	13.07	12.85	12.76	12.93	12.83	12.57	12.90	
		Stride length (m)	5.80	5.95	5.87	6.01	6.20	5.99	5.88	5.87	5.86	5.87	5.91	5.87	
		Stride duration (s)	0.451	0.452	0.465	0.461	0.458	0.459	0.458	0.460	0.453	0.458	0.470	0.455	
		Stride efficiency (%)	52.65	55.40	53.75	56.37	60.15	56.16	54.06	53.82	53.65	53.90	54.51	53.93	
		Stride count	34.46	33.59	34.10	33.30	32.24	33.36	34.00	34.08	34.13	34.05	33.86	442.58	



Note: Horizontal distance axis grid lines are 200m furlongs.

Disclaimer.

HRNZ and NZMTC and Thoroughbred Ratings Pty Ltd accepts no responsibility for the completeness or accuracy of any of the information contained herein, and makes no representations about its suitability for any particular purpose. Users should make their own judgements about those matters and/or seek independent advice. You assume all risks associated with use of the data provided on this page.