



Race Results

NZ Metropolitan Trotting Club Inc, HRNZ, August 08, 2021

Compilation date: August 8, 2021, 4:05:32 PM (NZST)

Copyright © 2021 HRNZ and NZMTC. All rights reserved.

Trademarks.

StrideMASTER is a registered trademark of Thoroughbred Ratings Pty Ltd.

Disclaimer.

HRNZ and NZMTC and Thoroughbred Ratings Pty Ltd accepts no responsibility for the completeness or accuracy of any of the information contained herein, and makes no representations about its suitability for any particular purpose. Users should make their own judgements about those matters and/or seek independent advice. You assume all risks associated with use of the data provided on this page.



Race Results



August 08, 2021, Race 1, ALABAR 'WORLD CLASS SIRES' REGIONAL SERIES MOBILE PACE, Distance 2600m, Addington - Survey 3200m

Result	TAB no.	Horse (Barrier)	2600 to	2400m to
1st	6	Shards Fury (6)	2400m	2200m
		Position in running (margin)	-	2(0.4)
		Sectional time (s)	13.69	15.44
		Cumulative time (s)	201.89	188.20
		Speed (m/s)	14.61	12.95
		Stride length (m)	6.08	5.68
		Stride duration (s)	0.415	0.438
		Stride efficiency (%)	57.70	50.39
		Stride count	32.91	35.22

Disclaimer.

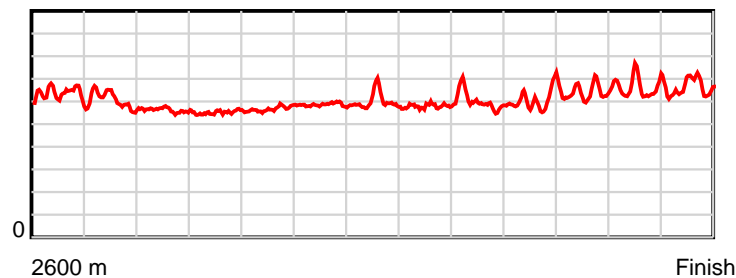
HRNZ and NZMTC and Thoroughbred Ratings Pty Ltd accepts no responsibility for the completeness or accuracy of any of the information contained herein, and makes no representations about its suitability for any particular purpose. Users should make their own judgements about those matters and/or seek independent advice. You assume all risks associated with use of the data provided on this page.

Race Results

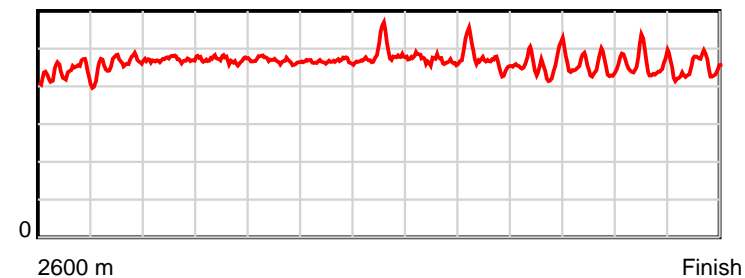
August 08, 2021, Race 1, ALABAR 'WORLD CLASS SIRES' REGIONAL SERIES MOBILE PACE, Distance 2600m, Addington - Survey 3200m

Result	TAB no.	Horse (Barrier)	2200m to	2000m to	1800m to	1600m to	1400m to	1200m to	1000m to	800m to	600m to	400m to	200m to	Total or	Margin
1st	6	Shards Fury (6)	2000m	1800m	1600m	1400m	1200m	1000m	800m	600m	400m	200m	WP	Average	
		Position in running (margin)	1(0.0)	1(0.0)	1(0.0)	1(0.0)	1(0.0)	1(0.0)	1(0.0)	1(0.0)	1(0.0)	1(0.0)	1(0.0)		0.00
		Sectional time (s)	16.96	17.16	16.70	16.13	16.37	16.35	16.05	15.12	14.24	13.85	13.83		
		Cumulative time (s)	172.76	155.80	138.64	121.94	105.81	89.44	73.09	57.04	41.92	27.68	13.83	3:21.89	
		Speed (m/s)	11.79	11.66	11.98	12.40	12.22	12.23	12.46	13.23	14.04	14.44	14.46	12.88	
		Stride length (m)	5.43	5.27	5.51	5.67	5.78	5.42	5.64	5.89	6.19	6.43	6.25	5.77	
		Stride duration (s)	0.460	0.452	0.460	0.457	0.473	0.443	0.453	0.445	0.441	0.445	0.433	0.448	
		Stride efficiency (%)	46.08	43.43	47.38	50.15	52.14	45.86	49.79	54.16	59.80	64.53	61.13	51.96	
		Stride count	36.83	37.94	36.32	35.30	34.62	36.92	35.43	33.97	32.33	31.12	31.98	450.89	

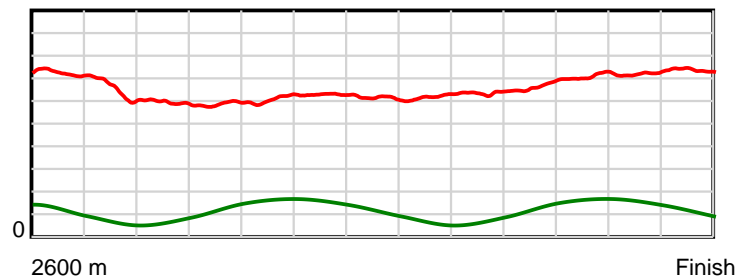
10 m Stride length



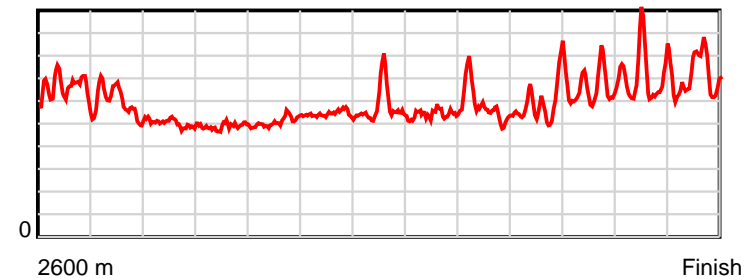
0.6 s Stride duration



20 m/sec Speed



100 % Stride efficiency



Note: Horizontal distance axis grid lines are 200m furlongs.

Disclaimer.

HRNZ and NZMTC and Thoroughbred Ratings Pty Ltd accepts no responsibility for the completeness or accuracy of any of the information contained herein, and makes no representations about its suitability for any particular purpose. Users should make their own judgements about those matters and/or seek independent advice. You assume all risks associated with use of the data provided on this page.



Race Results



August 08, 2021, Race 1, ALABAR 'WORLD CLASS SIRES' REGIONAL SERIES MOBILE PACE, Distance 2600m, Addington - Survey 3200m

Result	TAB no.	Horse (Barrier)	2600 to	2400m to
2nd	3	Four Starzzz S... (3)	2400m	2200m
		Position in running (margin)	-	4(4.1)
		Sectional time (s)	14.42	15.80
		Cumulative time (s)	202.14	187.72
		Speed (m/s)	13.87	12.66
		Stride length (m)	6.28	5.93
		Stride duration (s)	0.447	0.469
		Stride efficiency (%)	61.68	54.98
		Stride count	31.83	33.72

Disclaimer.

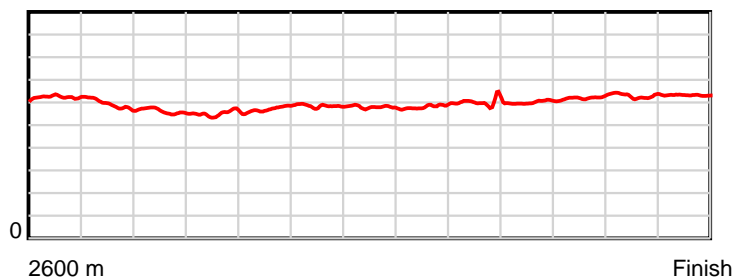
HRNZ and NZMTC and Thoroughbred Ratings Pty Ltd accepts no responsibility for the completeness or accuracy of any of the information contained herein, and makes no representations about its suitability for any particular purpose. Users should make their own judgements about those matters and/or seek independent advice. You assume all risks associated with use of the data provided on this page.

Race Results

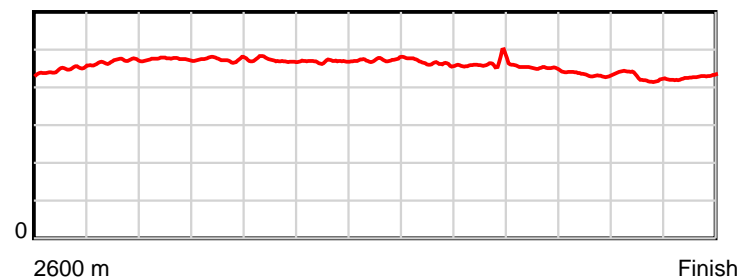
August 08, 2021, Race 1, ALABAR 'WORLD CLASS SIRES' REGIONAL SERIES MOBILE PACE, Distance 2600m, Addington - Survey 3200m

Result	TAB no.	Horse (Barrier)	2200m to	2000m to	1800m to	1600m to	1400m to	1200m to	1000m to	800m to	600m to	400m to	200m to	Total or	Margin
2nd	3	Four Starzzz S... (3)	2000m	1800m	1600m	1400m	1200m	1000m	800m	600m	400m	200m	WP	Average	
		Position in running (margin)	4(5.8)	4(6.5)	4(6.3)	4(6.7)	4(6.6)	4(6.6)	4(4.0)	4(2.2)	3(1.8)	3(2.4)	3(2.3)		1.40
		Sectional time (s)	17.06	17.14	16.76	16.12	16.38	15.91	15.74	15.06	14.35	13.84	13.56		
		Cumulative time (s)	171.92	154.86	137.72	120.96	104.84	88.46	72.55	56.81	41.75	27.40	13.56	3:22.14	
		Speed (m/s)	11.72	11.67	11.93	12.41	12.21	12.57	12.71	13.28	13.94	14.45	14.75	12.86	
		Stride length (m)	5.56	5.54	5.62	5.82	5.78	5.84	5.86	6.00	6.05	6.16	6.32	5.90	
		Stride duration (s)	0.475	0.475	0.471	0.469	0.473	0.465	0.461	0.452	0.434	0.427	0.428	0.458	
		Stride efficiency (%)	48.38	47.95	49.44	52.84	52.18	53.36	53.60	56.24	57.17	59.37	62.39	54.31	
		Stride count	35.94	36.10	35.56	34.39	34.61	34.23	34.15	33.34	33.07	32.45	31.65	441.04	

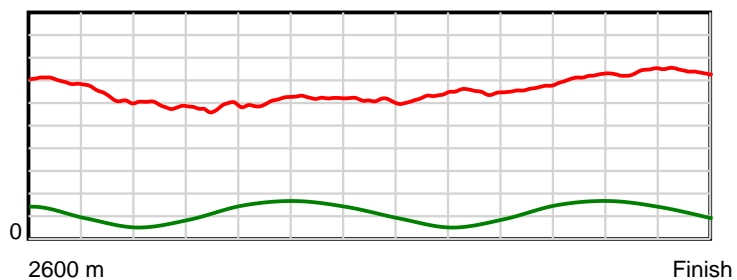
10 m Stride length



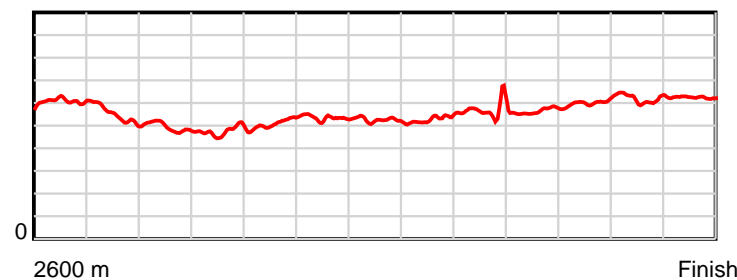
0.6 s Stride duration



20 m/sec Speed



100 % Stride efficiency



Note: Horizontal distance axis grid lines are 200m furlongs.

Disclaimer.

HRNZ and NZMTC and Thoroughbred Ratings Pty Ltd accepts no responsibility for the completeness or accuracy of any of the information contained herein, and makes no representations about its suitability for any particular purpose. Users should make their own judgements about those matters and/or seek independent advice. You assume all risks associated with use of the data provided on this page.



Race Results



August 08, 2021, Race 1, ALABAR 'WORLD CLASS SIRES' REGIONAL SERIES MOBILE PACE, Distance 2600m, Addington - Survey 3200m

Result	TAB no.	Horse (Barrier)	2600 to	2400m to
3rd	2	Donegal Carric... (2)	2400m	2200m
		Position in running (margin)	-	3(2.0)
		Sectional time (s)	14.28	15.91
		Cumulative time (s)	202.28	188.00
		Speed (m/s)	14.01	12.57
		Stride length (m)	6.53	6.03
		Stride duration (s)	0.452	0.480
		Stride efficiency (%)	66.68	56.90
		Stride count	30.62	33.15

Disclaimer.

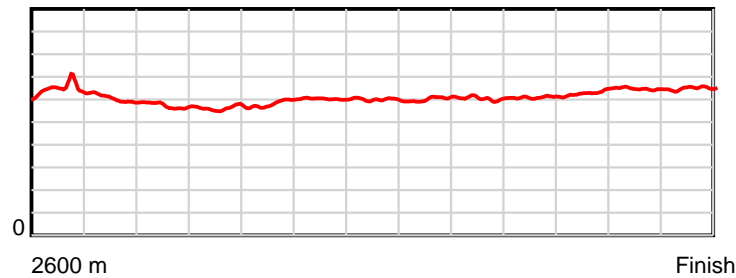
HRNZ and NZMTC and Thoroughbred Ratings Pty Ltd accepts no responsibility for the completeness or accuracy of any of the information contained herein, and makes no representations about its suitability for any particular purpose. Users should make their own judgements about those matters and/or seek independent advice. You assume all risks associated with use of the data provided on this page.

Race Results

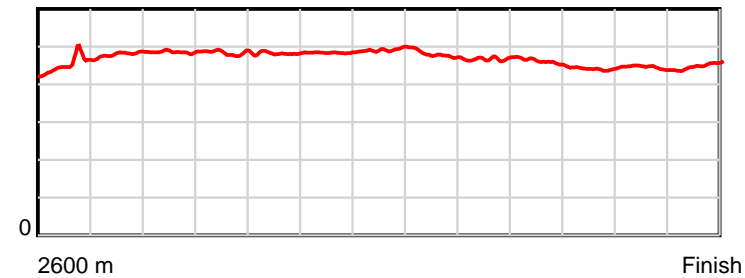
August 08, 2021, Race 1, ALABAR 'WORLD CLASS SIRES' REGIONAL SERIES MOBILE PACE, Distance 2600m, Addington - Survey 3200m

Result	TAB no.	Horse (Barrier)	2200m to	2000m to	1800m to	1600m to	1400m to	1200m to	1000m to	800m to	600m to	400m to	200m to	Total or	Margin
3rd	2	Donegal Carric... (2)	2000m	1800m	1600m	1400m	1200m	1000m	800m	600m	400m	200m	WP	Average	
		Position in running (margin)	3(4.4)	3(4.4)	3(4.1)	3(4.5)	3(4.2)	3(4.0)	3(2.8)	2(0.5)	2(0.4)	2(0.6)	2(0.9)		2.20
		Sectional time (s)	16.95	17.11	16.76	16.10	16.32	16.15	15.67	15.11	14.27	13.91	13.74		
		Cumulative time (s)	172.09	155.14	138.03	121.27	105.17	88.85	72.70	57.03	41.92	27.65	13.74	3:22.28	
		Speed (m/s)	11.80	11.69	11.93	12.42	12.25	12.38	12.76	13.24	14.02	14.38	14.56	12.85	
		Stride length (m)	5.73	5.66	5.75	6.01	6.02	5.94	5.96	6.09	6.18	6.39	6.54	6.05	
		Stride duration (s)	0.486	0.484	0.482	0.484	0.492	0.479	0.467	0.460	0.441	0.444	0.449	0.471	
		Stride efficiency (%)	51.28	50.06	51.68	56.41	56.69	55.08	55.60	58.00	59.77	63.78	66.84	57.25	
		Stride count	34.91	35.34	34.78	33.29	33.20	33.69	33.53	32.83	32.34	31.31	30.58	429.57	

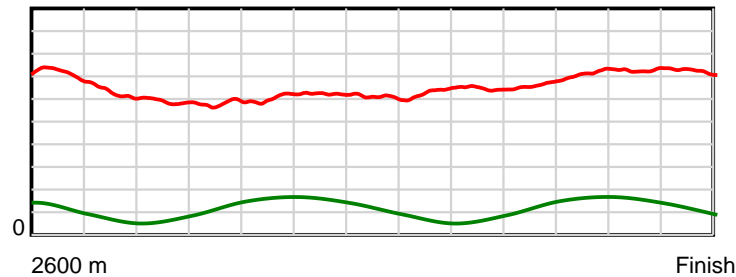
10 m Stride length



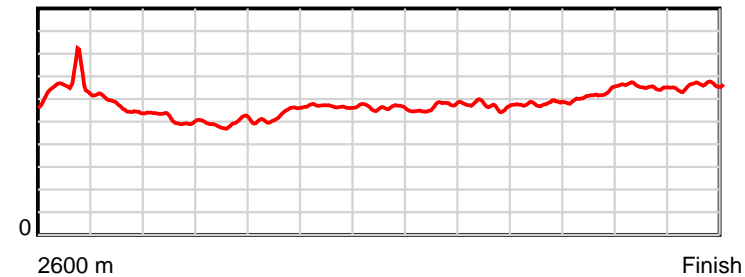
0.6 s Stride duration



20 m/sec Speed



100 % Stride efficiency



Note: Horizontal distance axis grid lines are 200m furlongs.

Disclaimer.

HRNZ and NZMTC and Thoroughbred Ratings Pty Ltd accepts no responsibility for the completeness or accuracy of any of the information contained herein, and makes no representations about its suitability for any particular purpose. Users should make their own judgements about those matters and/or seek independent advice. You assume all risks associated with use of the data provided on this page.



Race Results



August 08, 2021, Race 1, ALABAR 'WORLD CLASS SIRES' REGIONAL SERIES MOBILE PACE, Distance 2600m, Addington - Survey 3200m

Result	TAB no.	Horse (Barrier)	2600 to	2400m to
4th	4	Hes Fast And F... (4)	2400m	2200m
		Position in running (margin)	-	5(6.7)
		Sectional time (s)	14.76	15.81
		Cumulative time (s)	202.38	187.62
		Speed (m/s)	13.55	12.65
		Stride length (m)	6.37	6.25
		Stride duration (s)	0.465	0.494
		Stride efficiency (%)	63.43	61.14
		Stride count	31.39	31.97

Disclaimer.

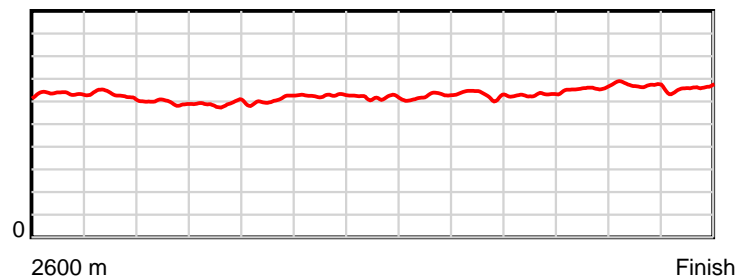
HRNZ and NZMTC and Thoroughbred Ratings Pty Ltd accepts no responsibility for the completeness or accuracy of any of the information contained herein, and makes no representations about its suitability for any particular purpose. Users should make their own judgements about those matters and/or seek independent advice. You assume all risks associated with use of the data provided on this page.

Race Results

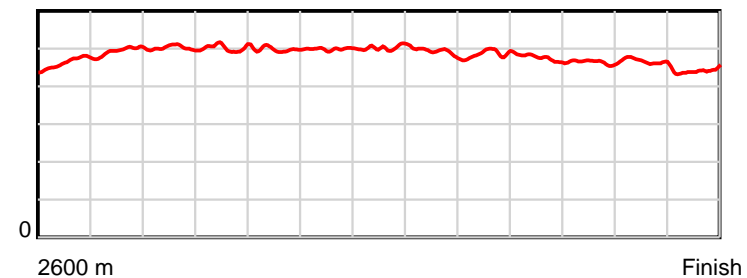
August 08, 2021, Race 1, ALABAR 'WORLD CLASS SIRES' REGIONAL SERIES MOBILE PACE, Distance 2600m, Addington - Survey 3200m

Result	TAB no.	Horse (Barrier)	2200m to	2000m to	1800m to	1600m to	1400m to	1200m to	1000m to	800m to	600m to	400m to	200m to	Total or	Margin
4th	4	Hes Fast And F... (4)	2000m	1800m	1600m	1400m	1200m	1000m	800m	600m	400m	200m	WP	Average	
		Position in running (margin)	5(8.6)	5(8.6)	5(8.2)	5(8.6)	5(8.9)	5(8.9)	5(6.1)	5(3.3)	5(3.3)	6(4.3)	6(4.4)		2.70
		Sectional time (s)	16.97	17.09	16.75	16.19	16.37	15.89	15.57	15.14	14.41	13.87	13.56		
		Cumulative time (s)	171.81	154.84	137.75	121.00	104.81	88.44	72.55	56.98	41.84	27.43	13.56	3:22.38	
		Speed (m/s)	11.79	11.70	11.94	12.35	12.22	12.59	12.85	13.21	13.88	14.42	14.75	12.85	
		Stride length (m)	5.91	5.88	5.93	6.16	6.15	6.18	6.25	6.27	6.45	6.71	6.53	6.23	
		Stride duration (s)	0.502	0.503	0.497	0.499	0.503	0.491	0.487	0.474	0.464	0.465	0.442	0.485	
		Stride efficiency (%)	54.60	54.10	55.03	59.39	59.10	59.71	61.08	61.37	64.94	70.27	66.55	60.58	
		Stride count	33.83	33.99	33.70	32.44	32.52	32.35	31.99	31.91	31.02	29.82	30.65	417.58	

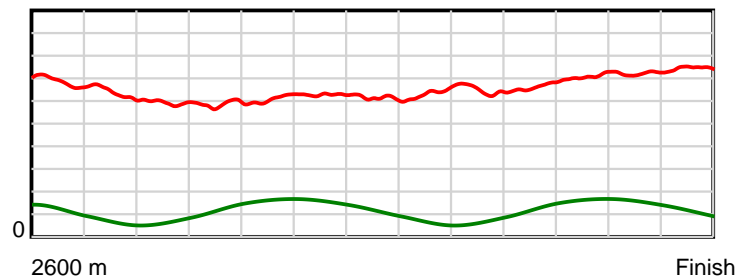
10 m Stride length



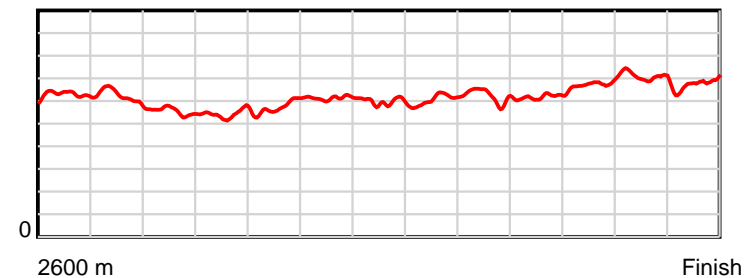
0.6 s Stride duration



20 m/sec Speed



100 % Stride efficiency



Note: Horizontal distance axis grid lines are 200m furlongs.

Disclaimer.

HRNZ and NZMTC and Thoroughbred Ratings Pty Ltd accepts no responsibility for the completeness or accuracy of any of the information contained herein, and makes no representations about its suitability for any particular purpose. Users should make their own judgements about those matters and/or seek independent advice. You assume all risks associated with use of the data provided on this page.



Race Results



August 08, 2021, Race 1, ALABAR 'WORLD CLASS SIRES' REGIONAL SERIES MOBILE PACE, Distance 2600m, Addington - Survey 3200m

Result	TAB no.	Horse (Barrier)	2600 to	2400m to
5th	5	Von Art (5)	2400m	2200m
		Position in running (margin)	-	6(7.7)
		Sectional time (s)	15.18	16.00
		Cumulative time (s)	202.41	187.23
		Speed (m/s)	13.18	12.50
		Stride length (m)	6.24	5.89
		Stride duration (s)	0.458	0.471
		Stride efficiency (%)	60.77	54.13
		Stride count	32.07	33.98

Disclaimer.

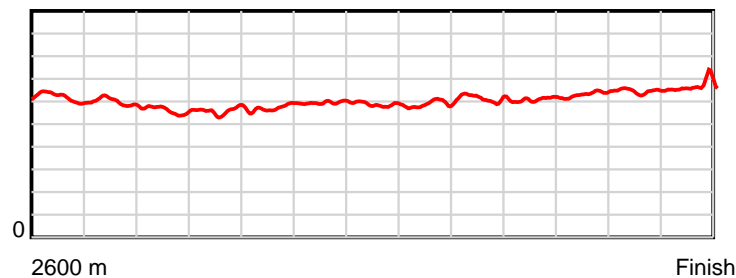
HRNZ and NZMTC and Thoroughbred Ratings Pty Ltd accepts no responsibility for the completeness or accuracy of any of the information contained herein, and makes no representations about its suitability for any particular purpose. Users should make their own judgements about those matters and/or seek independent advice. You assume all risks associated with use of the data provided on this page.

Race Results

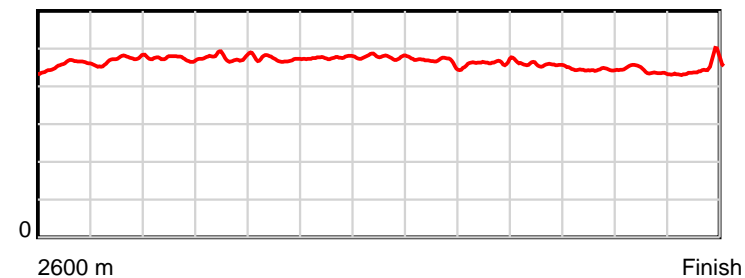
August 08, 2021, Race 1, ALABAR 'WORLD CLASS SIRES' REGIONAL SERIES MOBILE PACE, Distance 2600m, Addington - Survey 3200m

Result	TAB no.	Horse (Barrier)	2200m to	2000m to	1800m to	1600m to	1400m to	1200m to	1000m to	800m to	600m to	400m to	200m to	Total or	Margin
5th	5	Von Art (5)	2000m	1800m	1600m	1400m	1200m	1000m	800m	600m	400m	200m	WP	Average	
		Position in running (margin)	6(10.7)	6(11.7)	6(11.5)	6(10.4)	6(9.7)	6(9.7)	6(8.2)	6(4.7)	6(4.4)	5(3.9)	5(3.8)		2.90
		Sectional time (s)	17.13	17.13	16.52	16.01	16.37	16.09	15.47	15.08	14.17	13.83	13.43		
		Cumulative time (s)	171.23	154.10	136.97	120.45	104.44	88.07	71.98	56.51	41.43	27.26	13.43	3:22.41	
		Speed (m/s)	11.68	11.68	12.11	12.49	12.22	12.43	12.93	13.26	14.11	14.46	14.89	12.85	
		Stride length (m)	5.53	5.57	5.72	5.94	5.84	5.79	5.99	6.06	6.26	6.38	6.66	5.97	
		Stride duration (s)	0.474	0.477	0.472	0.476	0.478	0.466	0.464	0.457	0.443	0.441	0.447	0.465	
		Stride efficiency (%)	47.76	48.56	51.05	55.23	53.32	52.38	56.16	57.44	61.17	63.52	69.34	55.76	
		Stride count	36.18	35.88	34.99	33.64	34.24	34.55	33.36	32.99	31.97	31.37	30.02	435.24	

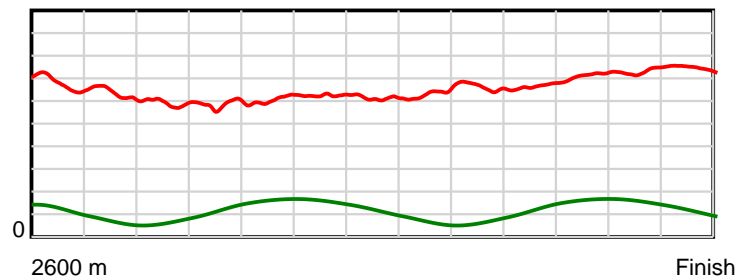
10 m Stride length



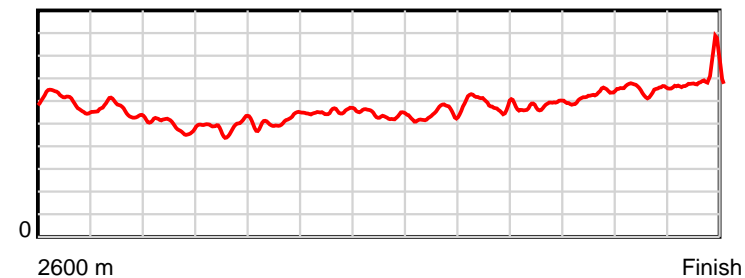
0.6 s Stride duration



20 m/sec Speed



100 % Stride efficiency



Note: Horizontal distance axis grid lines are 200m furlongs.

Disclaimer.

HRNZ and NZMTC and Thoroughbred Ratings Pty Ltd accepts no responsibility for the completeness or accuracy of any of the information contained herein, and makes no representations about its suitability for any particular purpose. Users should make their own judgements about those matters and/or seek independent advice. You assume all risks associated with use of the data provided on this page.



Race Results



August 08, 2021, Race 1, ALABAR 'WORLD CLASS SIRES' REGIONAL SERIES MOBILE PACE, Distance 2600m, Addington - Survey 3200m

Result	TAB no.	Horse (Barrier)	2600 to	2400m to
6th	1	Pete's Dash (1)	2400m	2200m
		Position in running (margin)	-	1(0.0)
		Sectional time (s)	13.65	15.89
		Cumulative time (s)	202.50	188.85
		Speed (m/s)	14.66	12.59
		Stride length (m)	6.56	6.03
		Stride duration (s)	0.444	0.479
		Stride efficiency (%)	67.28	56.83
		Stride count	30.48	33.17

Disclaimer.

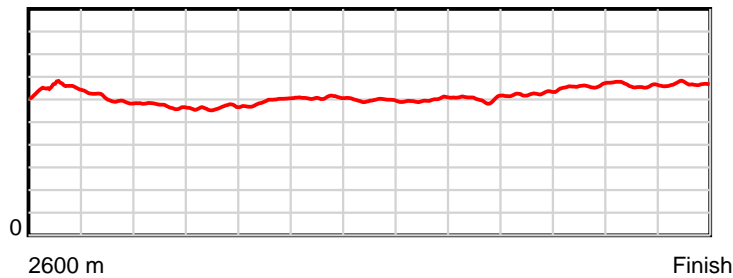
HRNZ and NZMTC and Thoroughbred Ratings Pty Ltd accepts no responsibility for the completeness or accuracy of any of the information contained herein, and makes no representations about its suitability for any particular purpose. Users should make their own judgements about those matters and/or seek independent advice. You assume all risks associated with use of the data provided on this page.

Race Results

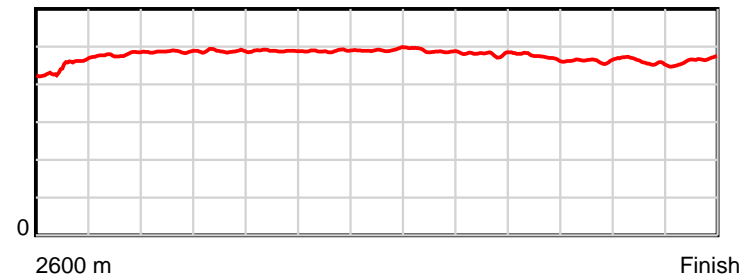
August 08, 2021, Race 1, ALABAR 'WORLD CLASS SIRES' REGIONAL SERIES MOBILE PACE, Distance 2600m, Addington - Survey 3200m

Result	TAB no.	Horse (Barrier)	2200m to	2000m to	1800m to	1600m to	1400m to	1200m to	1000m to	800m to	600m to	400m to	200m to	Total or	Margin
6th	1	Pete's Dash (1)	2000m	1800m	1600m	1400m	1200m	1000m	800m	600m	400m	200m	WP	Average	
		Position in running (margin)	2(2.3)	2(2.6)	2(2.5)	2(3.4)	2(2.5)	2(2.4)	2(2.0)	3(1.6)	4(1.9)	4(2.9)	4(2.6)		3.40
		Sectional time (s)	17.02	17.15	16.85	15.97	16.36	16.28	15.97	15.18	14.40	13.80	13.98		
		Cumulative time (s)	172.96	155.94	138.79	121.94	105.97	89.61	73.33	57.36	42.18	27.78	13.98	3:22.50	
		Speed (m/s)	11.75	11.66	11.87	12.52	12.22	12.29	12.52	13.18	13.89	14.49	14.31	12.84	
		Stride length (m)	5.72	5.69	5.80	6.12	6.00	6.01	6.02	6.24	6.43	6.66	6.64	6.13	
		Stride duration (s)	0.487	0.488	0.489	0.489	0.491	0.489	0.481	0.474	0.463	0.460	0.464	0.478	
		Stride efficiency (%)	51.10	50.61	52.65	58.54	56.33	56.41	56.63	60.87	64.59	69.40	68.90	58.76	
		Stride count	34.97	35.14	34.46	32.68	33.31	33.29	33.22	32.05	31.11	30.01	30.12	424.01	

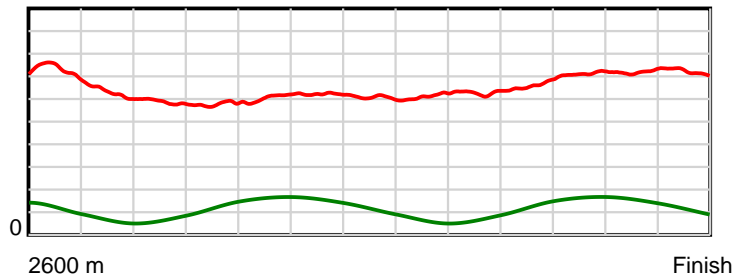
10 m Stride length



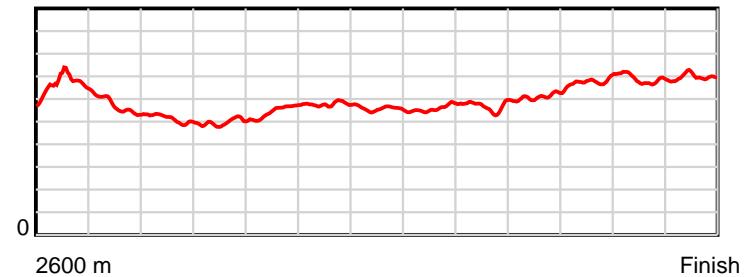
0.6 s Stride duration



20 m/sec Speed



100 % Stride efficiency



Note: Horizontal distance axis grid lines are 200m furlongs.

Disclaimer.

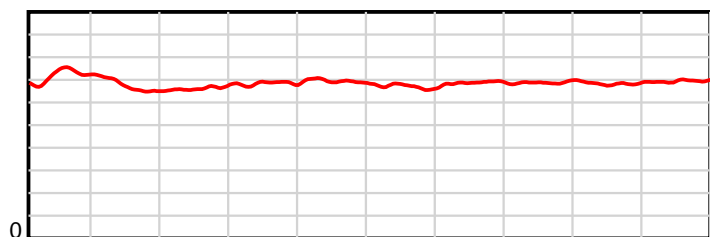
HRNZ and NZMTC and Thoroughbred Ratings Pty Ltd accepts no responsibility for the completeness or accuracy of any of the information contained herein, and makes no representations about its suitability for any particular purpose. Users should make their own judgements about those matters and/or seek independent advice. You assume all risks associated with use of the data provided on this page.

Race Results

August 08, 2021, Race 2, ULTIMATE SNIPER AT ALABAR MOBILE PACE, Distance 1980m, Addington - Survey 1980m

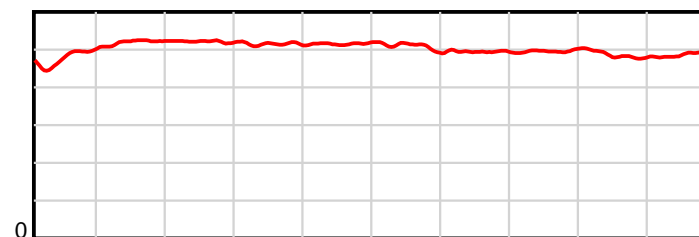
Result	TAB no.	Horse (Barrier)	1980 to	1800m to	1600m to	1400m to	1200m to	1000m to	800m to	600m to	400m to	200m to	Total or	Margin
1st	5	King Arthur (6)	1800m	1600m	1400m	1200m	1000m	800m	600m	400m	200m	WP	Average	
		Position in running (margin)	-	1(0.0)	1(0.0)	1(0.0)	1(0.0)	1(0.0)	1(0.0)	1(0.0)	1(0.0)	1(0.0)		0.00
		Sectional time (s)	12.05	15.74	15.80	15.02	14.86	15.24	14.42	14.59	14.18	14.02		
		Cumulative time (s)	145.92	133.87	118.13	102.33	87.31	72.45	57.21	42.79	28.20	14.02	2:25.92	
		Speed (m/s)	14.94	12.71	12.66	13.32	13.46	13.12	13.87	13.71	14.10	14.27	13.57	
		Stride length (m)	7.18	6.61	6.60	6.85	6.95	6.66	6.87	6.81	6.84	6.99	6.83	
		Stride duration (s)	0.481	0.520	0.521	0.515	0.516	0.507	0.495	0.497	0.485	0.490	0.503	
		Stride efficiency (%)	80.56	68.29	68.01	73.38	75.41	69.27	73.68	72.42	73.13	76.40	72.84	
		Stride count	25.07	30.25	30.32	29.19	28.79	30.04	29.13	29.38	29.24	28.60	290.01	

10 m Stride length



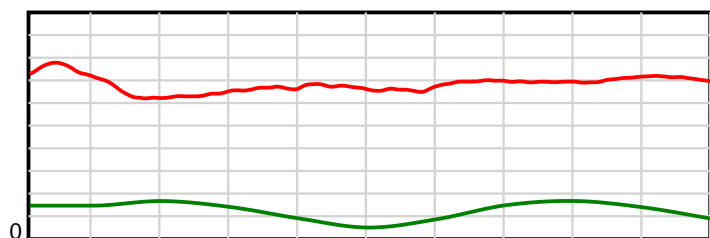
1980 m Finish

0.6 s Stride duration



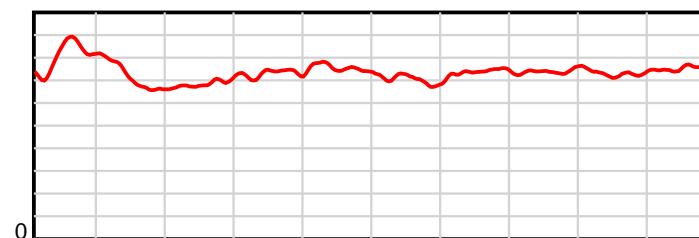
1980 m Finish

20 m/sec Speed



1980 m Finish

100 % Stride efficiency



1980 m Finish

Note: Horizontal distance axis grid lines are 200m furlongs.

Disclaimer.

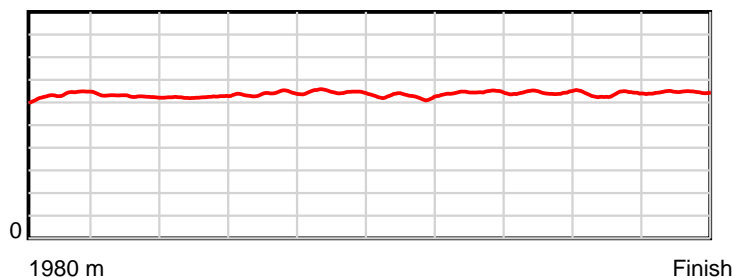
HRNZ and NZMTC and Thoroughbred Ratings Pty Ltd accepts no responsibility for the completeness or accuracy of any of the information contained herein, and makes no representations about its suitability for any particular purpose. Users should make their own judgements about those matters and/or seek independent advice. You assume all risks associated with use of the data provided on this page.

Race Results

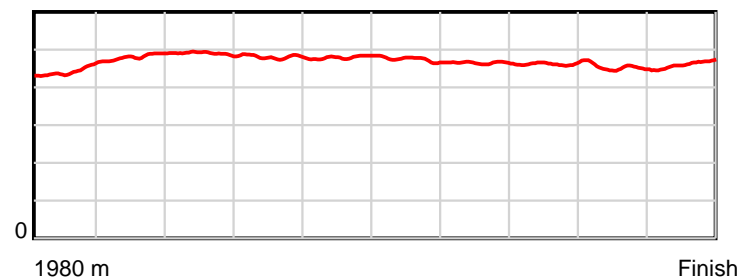
August 08, 2021, Race 2, ULTIMATE SNIPER AT ALABAR MOBILE PACE, Distance 1980m, Addington - Survey 1980m

Result	TAB no.	Horse (Barrier)	1980 to	1800m to	1600m to	1400m to	1200m to	1000m to	800m to	600m to	400m to	200m to	Total or	Margin
2nd	2	Rollyarrz (3)	1800m	1600m	1400m	1200m	1000m	800m	600m	400m	200m	WP	Average	
		Position in running (margin)	-	3(3.8)	2(2.4)	2(1.3)	2(1.6)	2(1.7)	3(2.1)	3(2.3)	2(1.5)	2(1.6)		3.00
		Sectional time (s)	12.51	15.50	15.61	15.06	14.88	15.30	14.46	14.45	14.20	14.50		
		Cumulative time (s)	146.47	133.96	118.46	102.85	87.79	72.91	57.61	43.15	28.70	14.50	2:26.47	
		Speed (m/s)	14.39	12.90	12.81	13.28	13.44	13.07	13.83	13.84	14.08	13.79	13.52	
		Stride length (m)	6.38	6.21	6.27	6.39	6.45	6.19	6.43	6.39	6.37	6.37	6.34	
		Stride duration (s)	0.444	0.481	0.490	0.481	0.480	0.474	0.465	0.462	0.452	0.462	0.469	
		Stride efficiency (%)	63.52	60.19	61.44	63.79	64.92	59.91	64.63	63.89	63.47	63.39	62.88	
		Stride count	28.23	32.23	31.89	31.30	31.03	32.30	31.10	31.28	31.38	31.40	312.14	

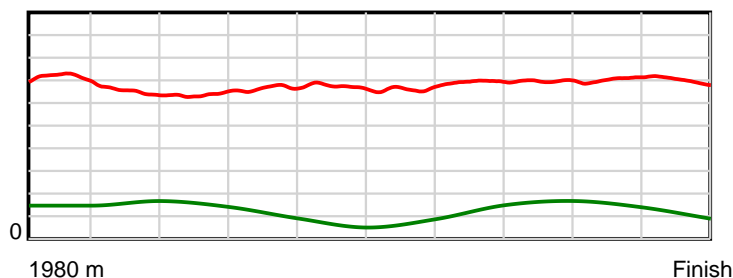
10 m Stride length



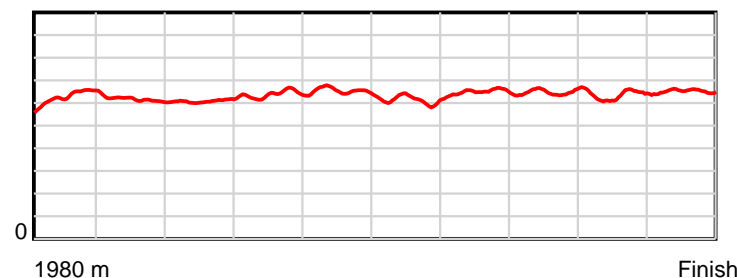
0.6 s Stride duration



20 m/sec Speed



100 % Stride efficiency



Note: Horizontal distance axis grid lines are 200m furlongs.

Disclaimer.

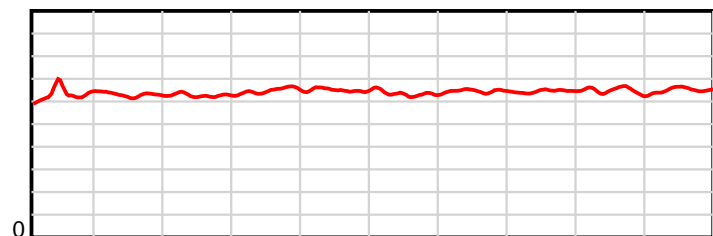
HRNZ and NZMTC and Thoroughbred Ratings Pty Ltd accepts no responsibility for the completeness or accuracy of any of the information contained herein, and makes no representations about its suitability for any particular purpose. Users should make their own judgements about those matters and/or seek independent advice. You assume all risks associated with use of the data provided on this page.

Race Results

August 08, 2021, Race 2, ULTIMATE SNIPER AT ALABAR MOBILE PACE, Distance 1980m, Addington - Survey 1980m

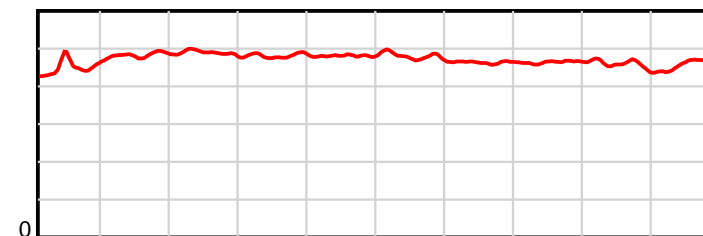
Result	TAB no.	Horse (Barrier)	1980 to	1800m to	1600m to	1400m to	1200m to	1000m to	800m to	600m to	400m to	200m to	Total or	Margin
3rd	1	Rockin Va Va (2)	1800m	1600m	1400m	1200m	1000m	800m	600m	400m	200m	WP	Average	
		Position in running (margin)	-	5(6.0)	3(5.5)	3(4.2)	5(3.5)	5(4.0)	5(4.9)	5(5.0)	5(4.5)	3(3.4)		4.20
		Sectional time (s)	13.00	15.65	15.58	14.91	14.94	15.40	14.43	14.50	14.01	14.26		
		Cumulative time (s)	146.68	133.68	118.03	102.45	87.54	72.60	57.20	42.77	28.27	14.26	2:26.68	
		Speed (m/s)	13.85	12.78	12.84	13.41	13.39	12.99	13.86	13.79	14.28	14.03	13.50	
		Stride length (m)	6.34	6.18	6.27	6.47	6.44	6.22	6.42	6.40	6.53	6.51	6.38	
		Stride duration (s)	0.451	0.484	0.488	0.482	0.481	0.479	0.463	0.464	0.457	0.464	0.472	
		Stride efficiency (%)	62.86	59.70	61.40	65.35	64.82	60.38	64.48	63.94	66.62	66.31	63.52	
		Stride count	28.38	32.36	31.91	30.93	31.05	32.18	31.14	31.27	30.63	30.70	310.55	

10 m Stride length



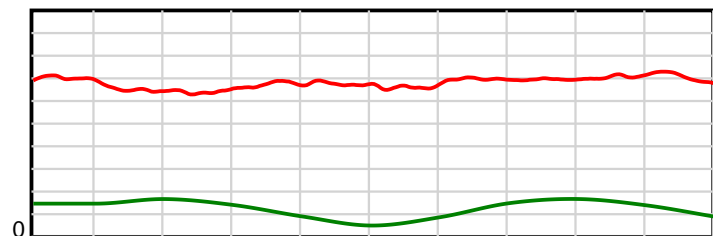
1980 m Finish

0.6 s Stride duration



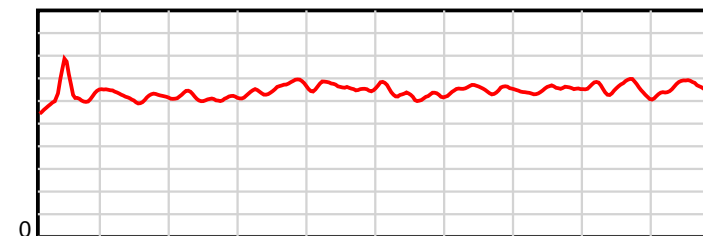
1980 m Finish

20 m/sec Speed



1980 m Finish

100 % Stride efficiency



1980 m Finish

Note: Horizontal distance axis grid lines are 200m furlongs.

Disclaimer.

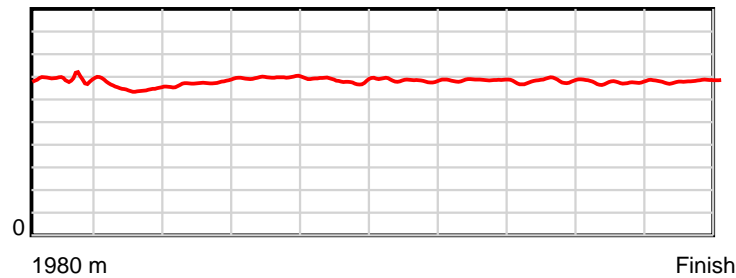
HRNZ and NZMTC and Thoroughbred Ratings Pty Ltd accepts no responsibility for the completeness or accuracy of any of the information contained herein, and makes no representations about its suitability for any particular purpose. Users should make their own judgements about those matters and/or seek independent advice. You assume all risks associated with use of the data provided on this page.

Race Results

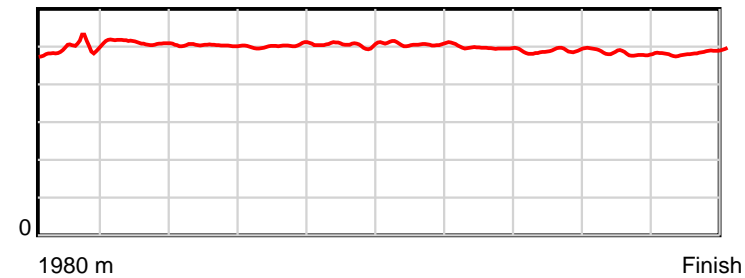
August 08, 2021, Race 2, ULTIMATE SNIPER AT ALABAR MOBILE PACE, Distance 1980m, Addington - Survey 1980m

Result	TAB no.	Horse (Barrier)	1980 to	1800m to	1600m to	1400m to	1200m to	1000m to	800m to	600m to	400m to	200m to	Total or	Margin
4th	6	Reggie Golight... (7)	1800m	1600m	1400m	1200m	1000m	800m	600m	400m	200m	WP	Average	
		Position in running (margin)	-	6(6.4)	6(9.1)	5(6.1)	3(2.6)	4(3.5)	4(2.8)	4(3.4)	4(3.3)	5(5.6)		6.10
		Sectional time (s)	12.85	16.19	15.31	14.43	15.01	15.13	14.52	14.58	14.55	14.45		
		Cumulative time (s)	147.02	134.17	117.98	102.67	88.24	73.23	58.10	43.58	29.00	14.45	2:27.02	
		Speed (m/s)	14.01	12.35	13.06	13.86	13.32	13.22	13.77	13.72	13.75	13.84	13.47	
		Stride length (m)	6.84	6.32	6.58	6.96	6.73	6.71	6.82	6.71	6.63	6.73	6.70	
		Stride duration (s)	0.494	0.511	0.503	0.502	0.505	0.507	0.495	0.489	0.482	0.486	0.497	
		Stride efficiency (%)	73.18	62.33	67.58	75.60	70.88	70.26	72.70	70.44	68.59	70.71	70.07	
		Stride count	26.30	31.67	30.41	28.75	29.70	29.83	29.32	29.79	30.19	29.73	295.69	

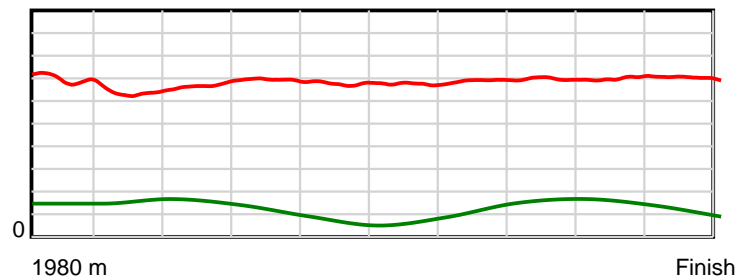
10 m Stride length



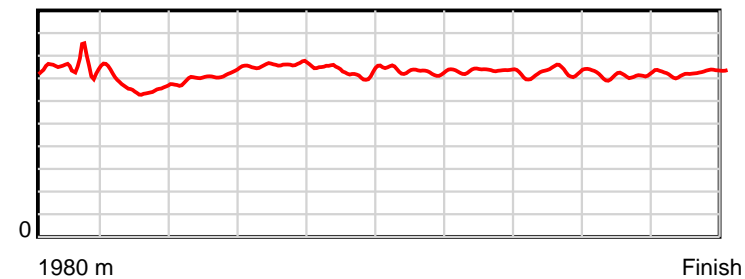
0.6 s Stride duration



20 m/sec Speed



100 % Stride efficiency



Note: Horizontal distance axis grid lines are 200m furlongs.

Disclaimer.

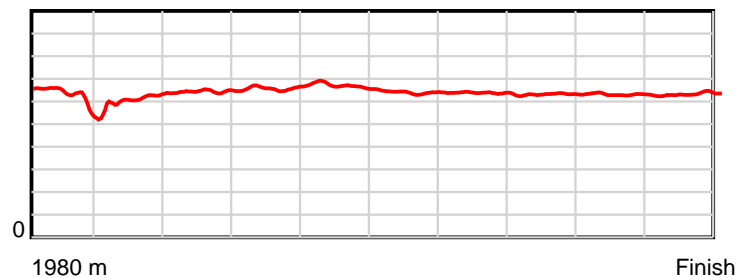
HRNZ and NZMTC and Thoroughbred Ratings Pty Ltd accepts no responsibility for the completeness or accuracy of any of the information contained herein, and makes no representations about its suitability for any particular purpose. Users should make their own judgements about those matters and/or seek independent advice. You assume all risks associated with use of the data provided on this page.

Race Results

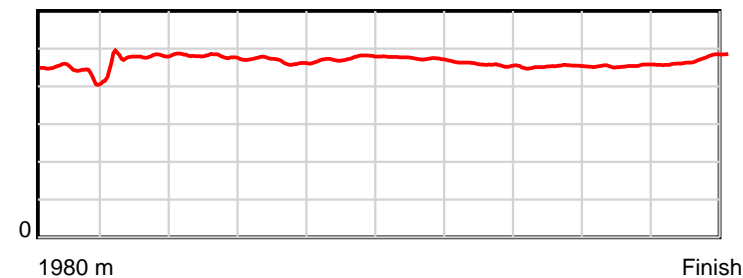
August 08, 2021, Race 2, ULTIMATE SNIPER AT ALABAR MOBILE PACE, Distance 1980m, Addington - Survey 1980m

Result	TAB no.	Horse (Barrier)	1980 to	1800m to	1600m to	1400m to	1200m to	1000m to	800m to	600m to	400m to	200m to	Total or	Margin
5th	9	Lizzie Richter (1)	1800m	1600m	1400m	1200m	1000m	800m	600m	400m	200m	WP	Average	
		Position in running (margin)	-	7(7.4)	8(12.0)	8(8.3)	4(2.9)	3(2.1)	2(1.7)	2(1.8)	3(2.2)	4(4.5)		9.50
		Sectional time (s)	13.40	16.50	15.18	14.12	14.73	15.16	14.44	14.67	14.55	14.88		
		Cumulative time (s)	147.63	134.23	117.73	102.55	88.43	73.70	58.54	44.10	29.43	14.88	2:27.63	
		Speed (m/s)	13.43	12.12	13.18	14.16	13.58	13.19	13.85	13.63	13.75	13.44	13.41	
		Stride length (m)	6.22	5.74	6.32	6.61	6.46	6.24	6.32	6.18	6.25	6.36	6.26	
		Stride duration (s)	0.438	0.473	0.479	0.467	0.476	0.473	0.456	0.453	0.455	0.473	0.467	
		Stride efficiency (%)	60.37	51.49	62.33	68.28	65.17	60.82	62.44	59.63	61.10	63.20	61.27	
		Stride count	28.96	34.84	31.67	30.26	30.97	32.06	31.64	32.38	31.98	31.45	316.21	

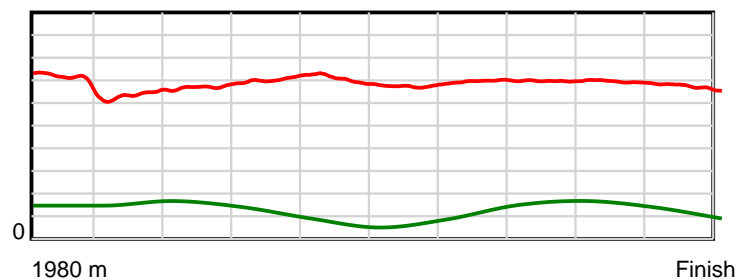
10 m Stride length



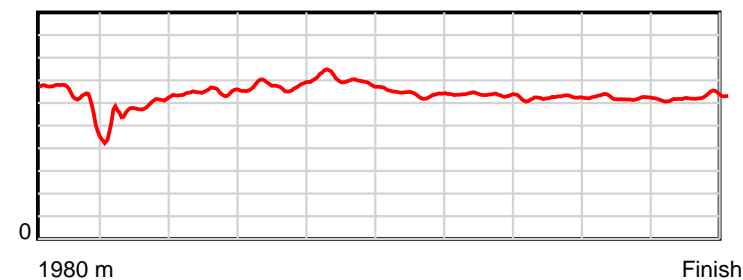
0.6 s Stride duration



20 m/sec Speed



100 % Stride efficiency



Note: Horizontal distance axis grid lines are 200m furlongs.

Disclaimer.

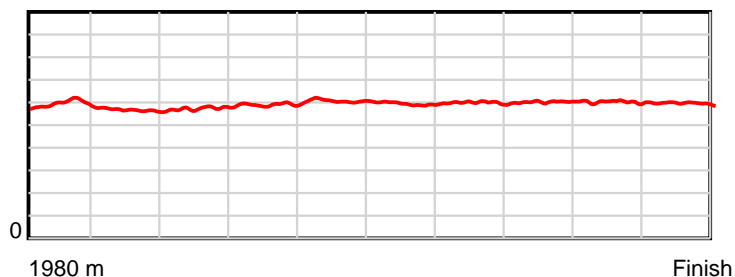
HRNZ and NZMTC and Thoroughbred Ratings Pty Ltd accepts no responsibility for the completeness or accuracy of any of the information contained herein, and makes no representations about its suitability for any particular purpose. Users should make their own judgements about those matters and/or seek independent advice. You assume all risks associated with use of the data provided on this page.

Race Results

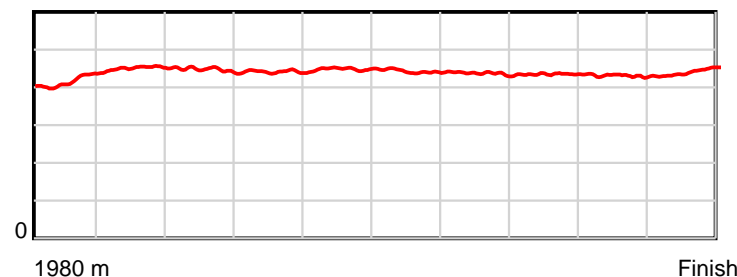
August 08, 2021, Race 2, ULTIMATE SNIPER AT ALABAR MOBILE PACE, Distance 1980m, Addington - Survey 1980m

Result	TAB no.	Horse (Barrier)	1980 to	1800m to	1600m to	1400m to	1200m to	1000m to	800m to	600m to	400m to	200m to	Total or	Margin
6th	3	Carrera Lucia (4)	1800m	1600m	1400m	1200m	1000m	800m	600m	400m	200m	WP	Average	
		Position in running (margin)	-	2(3.8)	4(6.3)	4(5.4)	6(4.5)	6(5.3)	6(5.2)	6(5.8)	6(6.0)	6(6.6)		9.90
		Sectional time (s)	12.57	16.16	15.64	14.87	15.00	15.23	14.52	14.62	14.28	14.81		
		Cumulative time (s)	147.70	135.13	118.97	103.33	88.46	73.46	58.23	43.71	29.09	14.81	2:27.70	
		Speed (m/s)	14.32	12.38	12.79	13.45	13.33	13.13	13.77	13.68	14.01	13.50	13.41	
		Stride length (m)	5.95	5.58	5.72	5.94	5.98	5.81	6.01	5.95	6.03	5.96	5.89	
		Stride duration (s)	0.417	0.450	0.447	0.442	0.449	0.442	0.436	0.435	0.430	0.441	0.439	
		Stride efficiency (%)	55.27	48.57	51.13	55.10	55.95	52.79	56.46	55.29	56.75	55.55	54.19	
		Stride count	30.27	35.87	34.96	33.68	33.42	34.41	33.27	33.62	33.19	33.54	336.23	

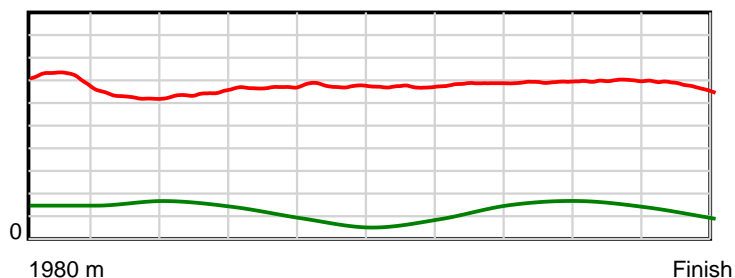
10 m Stride length



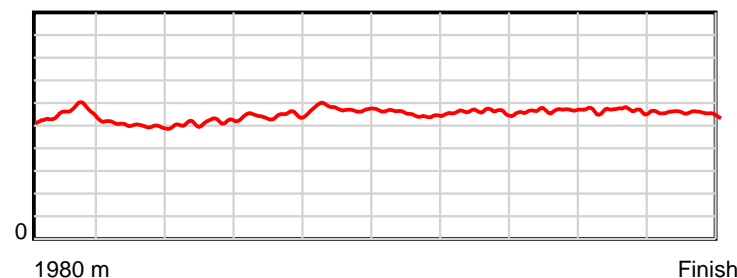
0.6 s Stride duration



20 m/sec Speed



100 % Stride efficiency



Note: Horizontal distance axis grid lines are 200m furlongs.

Disclaimer.

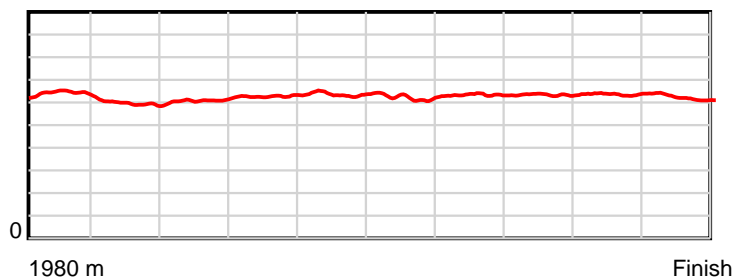
HRNZ and NZMTC and Thoroughbred Ratings Pty Ltd accepts no responsibility for the completeness or accuracy of any of the information contained herein, and makes no representations about its suitability for any particular purpose. Users should make their own judgements about those matters and/or seek independent advice. You assume all risks associated with use of the data provided on this page.

Race Results

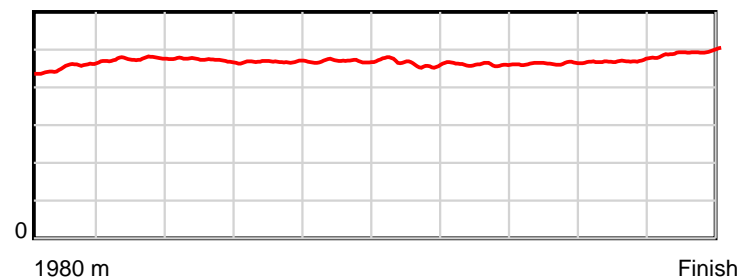
August 08, 2021, Race 2, ULTIMATE SNIPER AT ALABAR MOBILE PACE, Distance 1980m, Addington - Survey 1980m

Result	TAB no.	Horse (Barrier)	1980 to	1800m to	1600m to	1400m to	1200m to	1000m to	800m to	600m to	400m to	200m to	Total or	Margin
7th	4	Mrs Washington (5)	1800m	1600m	1400m	1200m	1000m	800m	600m	400m	200m	WP	Average	
		Position in running (margin)	-	4(5.2)	5(8.1)	6(7.1)	8(6.2)	8(6.8)	8(6.6)	7(7.5)	7(9.1)	7(12.2)		21.50
		Sectional time (s)	12.95	16.21	15.64	14.86	14.96	15.22	14.56	14.86	14.70	15.84		
		Cumulative time (s)	149.80	136.85	120.64	105.00	90.14	75.18	59.96	45.40	30.54	15.84	2:29.80	
		Speed (m/s)	13.90	12.34	12.79	13.46	13.37	13.14	13.74	13.46	13.61	12.63	13.22	
		Stride length (m)	6.41	5.87	6.04	6.30	6.28	6.09	6.32	6.24	6.40	6.24	6.21	
		Stride duration (s)	0.454	0.476	0.472	0.468	0.469	0.464	0.460	0.463	0.470	0.494	0.470	
		Stride efficiency (%)	64.12	53.79	56.96	62.04	61.54	57.99	62.49	60.80	63.99	60.81	60.29	
		Stride count	28.10	34.09	33.13	31.74	31.87	32.83	31.63	32.06	31.25	32.06	318.76	

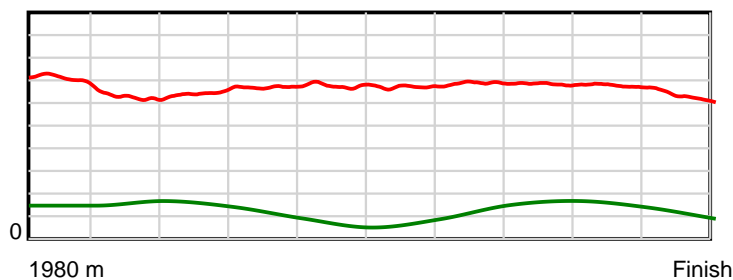
10 m Stride length



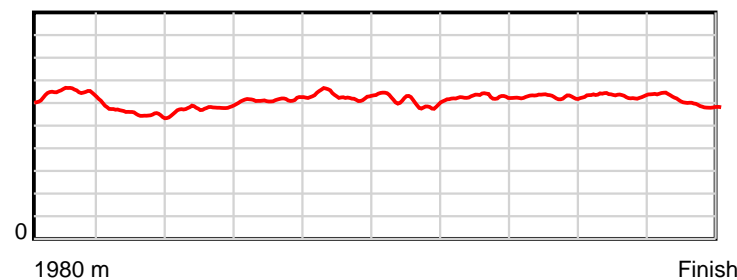
0.6 s Stride duration



20 m/sec Speed



100 % Stride efficiency



Note: Horizontal distance axis grid lines are 200m furlongs.

Disclaimer.

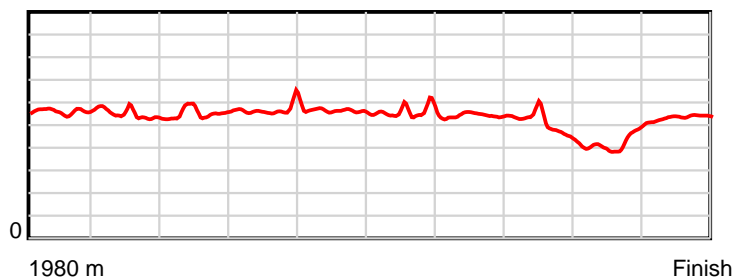
HRNZ and NZMTC and Thoroughbred Ratings Pty Ltd accepts no responsibility for the completeness or accuracy of any of the information contained herein, and makes no representations about its suitability for any particular purpose. Users should make their own judgements about those matters and/or seek independent advice. You assume all risks associated with use of the data provided on this page.

Race Results

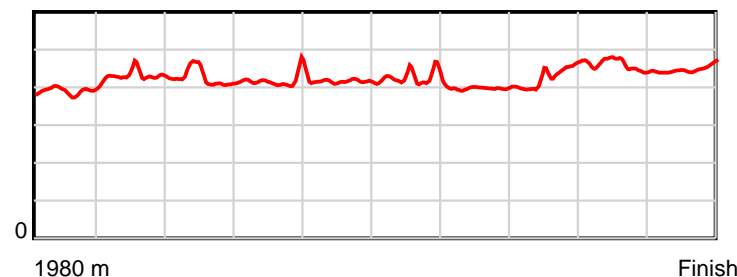
August 08, 2021, Race 2, ULTIMATE SNIPER AT ALABAR MOBILE PACE, Distance 1980m, Addington - Survey 1980m

Result	TAB no.	Horse (Barrier)	1980 to	1800m to	1600m to	1400m to	1200m to	1000m to	800m to	600m to	400m to	200m to	Total or	Margin
8th	10	Conquistador (0)	1800m	1600m	1400m	1200m	1000m	800m	600m	400m	200m	WP	Average	
		Position in running (margin)	-	8(8.1)	7(9.9)	7(7.8)	7(5.8)	7(5.8)	7(6.4)	8(7.7)	8(24.1)	8(67.6)		77.50
		Sectional time (s)	13.33	16.03	15.44	14.69	14.87	15.33	14.64	17.32	21.43	16.79		
		Cumulative time (s)	159.87	146.54	130.51	115.07	100.38	85.51	70.18	55.54	38.22	16.79	2:39.87	
		Speed (m/s)	13.51	12.48	12.95	13.61	13.45	13.05	13.66	11.55	9.33	11.91	12.39	
		Stride length (m)	5.59	5.36	5.44	5.68	5.58	5.51	5.43	4.98	4.29	5.36	5.28	
		Stride duration (s)	0.392	0.430	0.420	0.417	0.415	0.422	0.397	0.431	0.459	0.450	0.427	
		Stride efficiency (%)	48.82	44.86	46.23	50.33	48.73	47.37	46.02	38.72	28.70	44.82	43.63	
		Stride count	32.20	37.33	36.77	35.24	35.82	36.33	36.85	40.18	46.67	37.34	374.73	

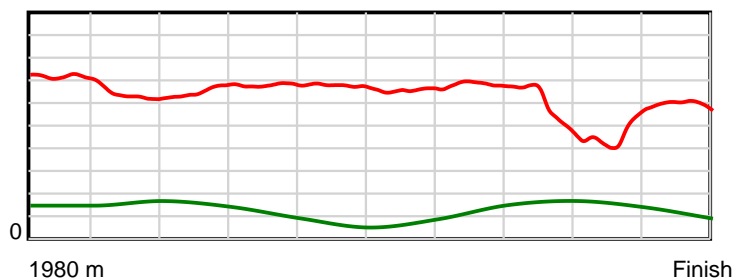
10 m Stride length



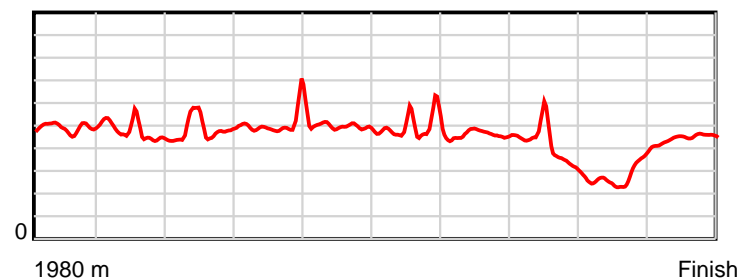
0.6 s Stride duration



20 m/sec Speed



100 % Stride efficiency



Note: Horizontal distance axis grid lines are 200m furlongs.

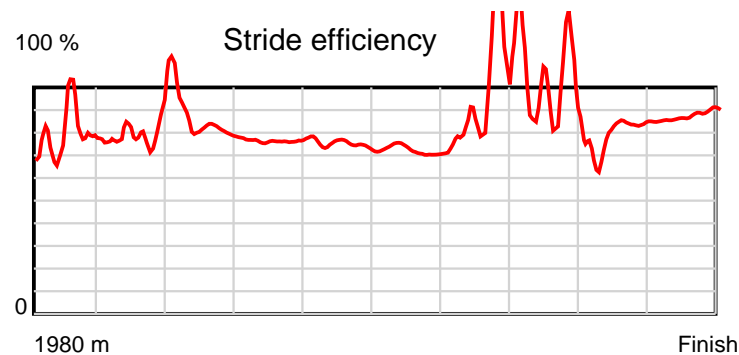
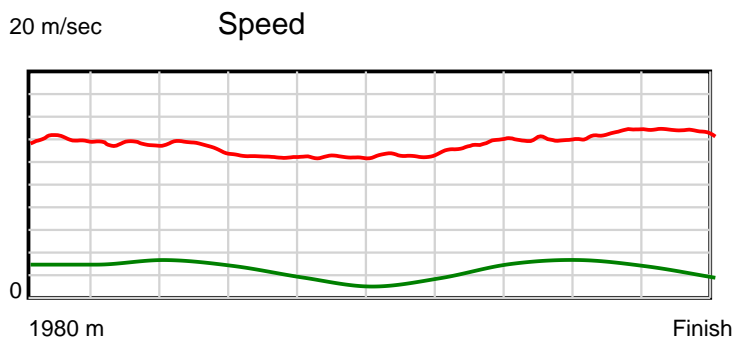
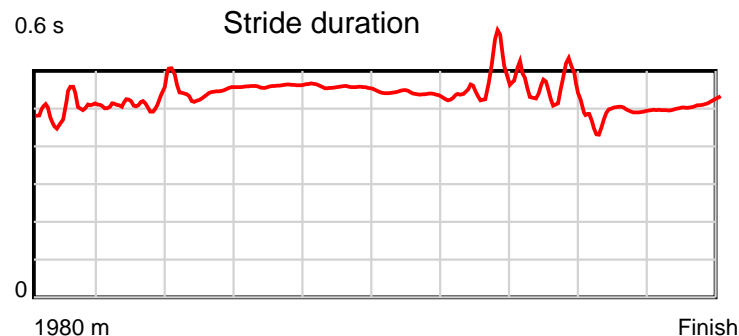
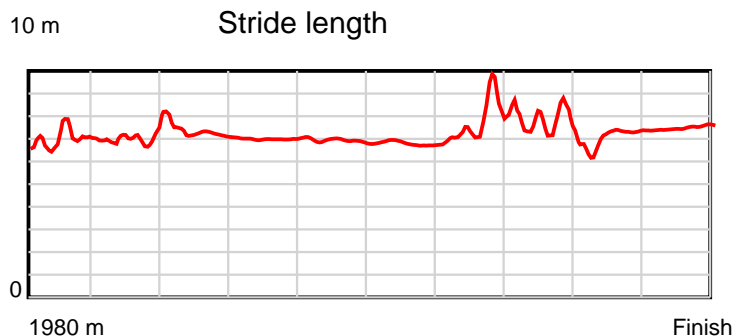
Disclaimer.

HRNZ and NZMTC and Thoroughbred Ratings Pty Ltd accepts no responsibility for the completeness or accuracy of any of the information contained herein, and makes no representations about its suitability for any particular purpose. Users should make their own judgements about those matters and/or seek independent advice. You assume all risks associated with use of the data provided on this page.

Race Results

August 08, 2021, Race 3, DOWNBYTHESEASIDE AT WOODLANDS MOBILE PACE, Distance 1980m, Addington - Survey 1980m

Result	TAB no.	Horse (Barrier)	1980 to	1800m to	1600m to	1400m to	1200m to	1000m to	800m to	600m to	400m to	200m to	Total or	Margin
1st	2	Bossmaro (2)	1800m	1600m	1400m	1200m	1000m	800m	600m	400m	200m	WP	Average	
		Position in running (margin)	-	3(3.8)	2(1.3)	1(0.0)	1(0.0)	1(0.0)	1(0.0)	1(0.0)	1(0.0)	1(0.0)		0.00
		Sectional time (s)	12.88	15.18	15.24	16.14	15.89	15.96	14.62	14.73	13.65	13.79		
		Cumulative time (s)	148.08	135.20	120.02	104.78	88.64	72.75	56.79	42.17	27.44	13.79	2:28.08	
		Speed (m/s)	13.97	13.18	13.12	12.39	12.59	12.53	13.68	13.58	14.65	14.50	13.37	
		Stride length (m)	6.84	6.58	6.93	6.95	7.00	6.75	7.45	6.99	6.98	7.40	6.98	
		Stride duration (s)	0.484	0.499	0.528	0.561	0.556	0.539	0.545	0.515	0.477	0.510	0.522	
		Stride efficiency (%)	73.10	67.57	75.04	75.48	76.57	71.14	86.81	76.45	76.16	85.56	76.13	
		Stride count	26.32	30.41	28.86	28.78	28.57	29.64	26.83	28.59	28.65	27.03	283.68	



Note: Horizontal distance axis grid lines are 200m furlongs.

Disclaimer.

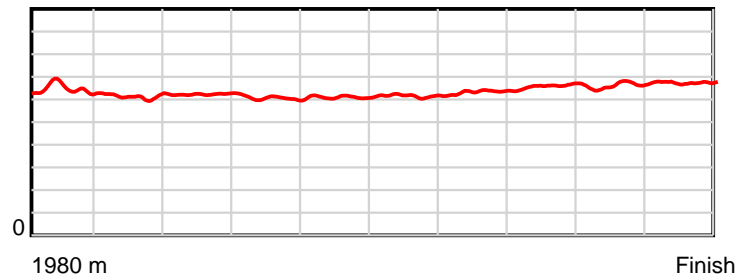
HRNZ and NZMTC and Thoroughbred Ratings Pty Ltd accepts no responsibility for the completeness or accuracy of any of the information contained herein, and makes no representations about its suitability for any particular purpose. Users should make their own judgements about those matters and/or seek independent advice. You assume all risks associated with use of the data provided on this page.

Race Results

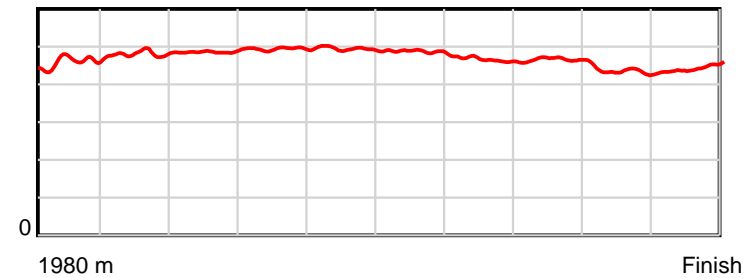
August 08, 2021, Race 3, DOWNBYTHESEASIDE AT WOODLANDS MOBILE PACE, Distance 1980m, Addington - Survey 1980m

Result	TAB no.	Horse (Barrier)	1980 to	1800m to	1600m to	1400m to	1200m to	1000m to	800m to	600m to	400m to	200m to	Total or	Margin
2nd	5	Kiwi X Factor (5)	1800m	1600m	1400m	1200m	1000m	800m	600m	400m	200m	WP	Average	
		Position in running (margin)	-	4(4.6)	5(6.9)	5(7.3)	7(8.0)	8(9.2)	8(8.4)	8(8.5)	8(5.9)	7(4.9)		1.50
		Sectional time (s)	13.01	15.97	15.55	16.25	16.10	15.82	14.64	14.30	13.49	13.23		
		Cumulative time (s)	148.36	135.35	119.38	103.83	87.58	71.48	55.66	41.02	26.72	13.23	2:28.36	
		Speed (m/s)	13.83	12.52	12.86	12.31	12.42	12.64	13.66	13.99	14.83	15.12	13.35	
		Stride length (m)	6.46	6.02	6.25	6.08	6.14	6.16	6.37	6.52	6.44	6.72	6.31	
		Stride duration (s)	0.461	0.481	0.486	0.494	0.495	0.487	0.466	0.466	0.434	0.444	0.473	
		Stride efficiency (%)	65.19	56.67	61.06	57.75	58.97	59.23	63.33	66.34	64.74	70.50	62.14	
		Stride count	27.87	33.21	31.99	32.90	32.56	32.49	31.42	30.69	31.07	29.78	313.98	

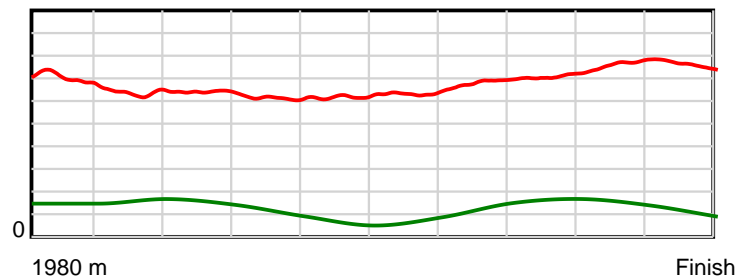
10 m Stride length



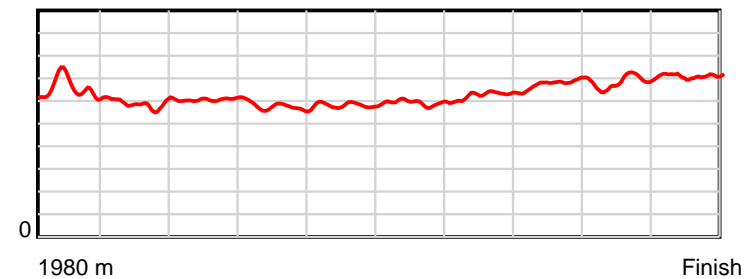
0.6 s Stride duration



20 m/sec Speed



100 % Stride efficiency



Note: Horizontal distance axis grid lines are 200m furlongs.

Disclaimer.

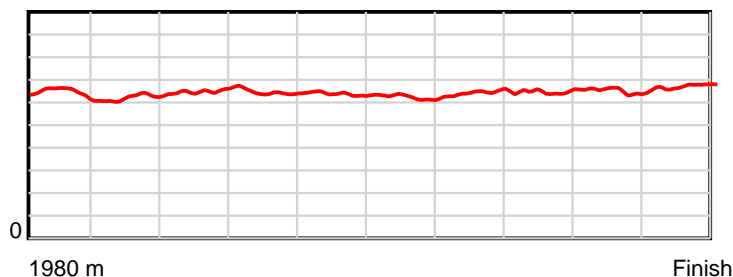
HRNZ and NZMTC and Thoroughbred Ratings Pty Ltd accepts no responsibility for the completeness or accuracy of any of the information contained herein, and makes no representations about its suitability for any particular purpose. Users should make their own judgements about those matters and/or seek independent advice. You assume all risks associated with use of the data provided on this page.

Race Results

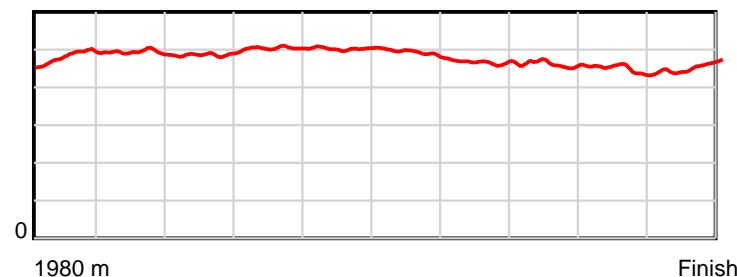
August 08, 2021, Race 3, DOWNBYTHESEASIDE AT WOODLANDS MOBILE PACE, Distance 1980m, Addington - Survey 1980m

Result	TAB no.	Horse (Barrier)	1980 to	1800m to	1600m to	1400m to	1200m to	1000m to	800m to	600m to	400m to	200m to	Total or	Margin
3rd	8	Journo (8)	1800m	1600m	1400m	1200m	1000m	800m	600m	400m	200m	WP	Average	
		Position in running (margin)	-	7(8.2)	8(11.6)	7(9.5)	5(5.8)	5(5.7)	5(5.2)	5(4.1)	5(2.5)	4(3.6)		2.10
		Sectional time (s)	13.76	16.16	15.10	15.52	15.88	15.89	14.43	14.46	13.85	13.41		
		Cumulative time (s)	148.46	134.70	118.54	103.44	87.92	72.04	56.15	41.72	27.26	13.41	2:28.46	
		Speed (m/s)	13.08	12.38	13.25	12.89	12.59	12.59	13.86	13.83	14.44	14.91	13.34	
		Stride length (m)	6.48	6.11	6.44	6.50	6.33	6.18	6.45	6.36	6.46	6.79	6.40	
		Stride duration (s)	0.483	0.494	0.486	0.504	0.503	0.491	0.466	0.460	0.447	0.455	0.480	
		Stride efficiency (%)	65.54	58.32	64.84	65.97	62.69	59.76	65.05	63.26	65.15	72.03	64.10	
		Stride count	27.79	32.74	31.05	30.78	31.58	32.34	31.00	31.43	30.97	29.46	309.14	

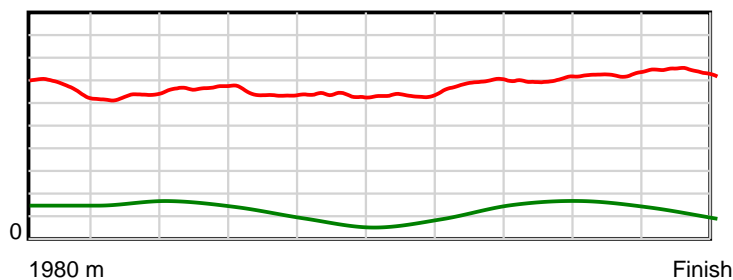
10 m Stride length



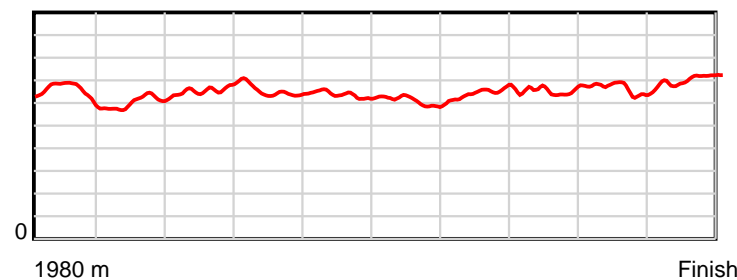
0.6 s Stride duration



20 m/sec Speed



100 % Stride efficiency



Note: Horizontal distance axis grid lines are 200m furlongs.

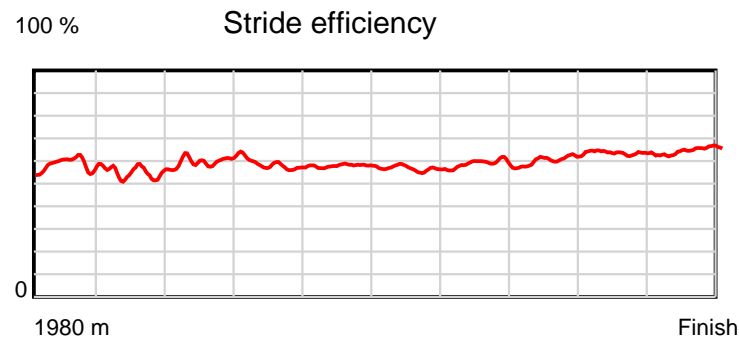
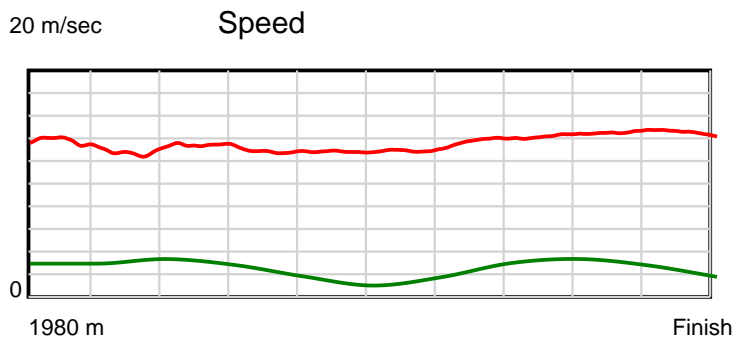
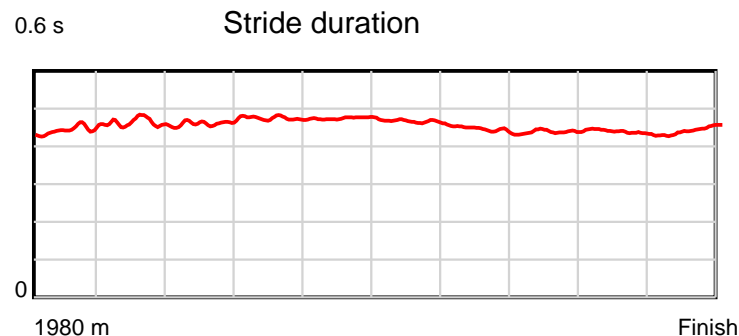
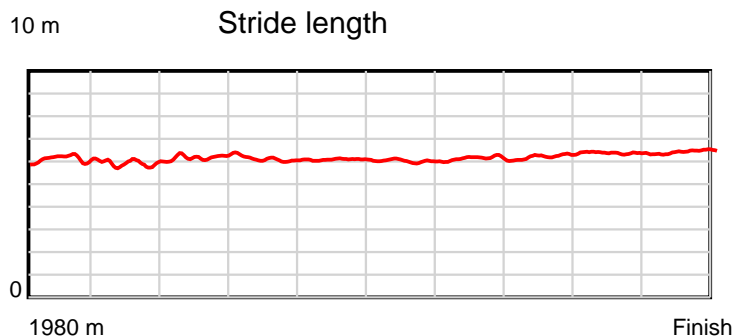
Disclaimer.

HRNZ and NZMTC and Thoroughbred Ratings Pty Ltd accepts no responsibility for the completeness or accuracy of any of the information contained herein, and makes no representations about its suitability for any particular purpose. Users should make their own judgements about those matters and/or seek independent advice. You assume all risks associated with use of the data provided on this page.

Race Results

August 08, 2021, Race 3, DOWNBYTHESEASIDE AT WOODLANDS MOBILE PACE, Distance 1980m, Addington - Survey 1980m

Result	TAB no.	Horse (Barrier)	1980 to	1800m to	1600m to	1400m to	1200m to	1000m to	800m to	600m to	400m to	200m to	Total or	Margin
4th	3	Kowhai Shadow (3)	1800m	1600m	1400m	1200m	1000m	800m	600m	400m	200m	WP	Average	
		Position in running (margin)	-	6(6.6)	6(9.3)	6(7.5)	3(4.0)	3(3.9)	3(2.7)	2(2.2)	2(0.0)	2(1.7)		2.60
		Sectional time (s)	13.48	16.03	15.16	15.56	15.87	15.77	14.54	14.37	13.94	13.82		
		Cumulative time (s)	148.54	135.06	119.03	103.87	88.31	72.44	56.67	42.13	27.76	13.82	2:28.54	
		Speed (m/s)	13.35	12.48	13.19	12.85	12.60	12.68	13.76	13.92	14.35	14.47	13.33	
		Stride length (m)	6.10	5.77	6.09	6.09	5.98	5.91	6.12	6.12	6.27	6.42	6.08	
		Stride duration (s)	0.444	0.462	0.462	0.474	0.474	0.466	0.445	0.439	0.437	0.443	0.456	
		Stride efficiency (%)	58.12	52.00	57.94	57.99	55.84	54.53	58.48	58.45	61.52	64.36	57.79	
		Stride count	29.51	34.67	32.85	32.83	33.46	33.86	32.69	32.70	31.87	31.16	325.60	



Note: Horizontal distance axis grid lines are 200m furlongs.

Disclaimer.

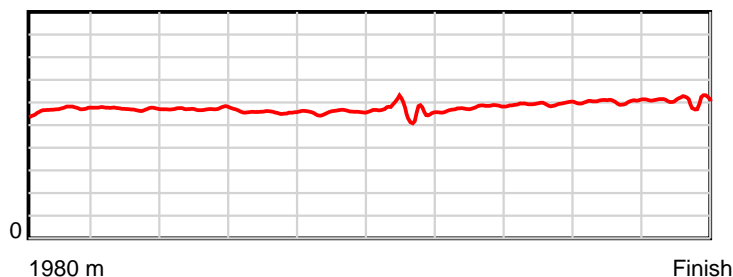
HRNZ and NZMTC and Thoroughbred Ratings Pty Ltd accepts no responsibility for the completeness or accuracy of any of the information contained herein, and makes no representations about its suitability for any particular purpose. Users should make their own judgements about those matters and/or seek independent advice. You assume all risks associated with use of the data provided on this page.

Race Results

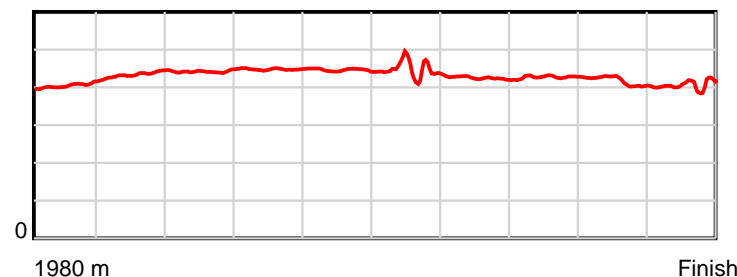
August 08, 2021, Race 3, DOWNBYTHESEASIDE AT WOODLANDS MOBILE PACE, Distance 1980m, Addington - Survey 1980m

Result	TAB no.	Horse (Barrier)	1980 to	1800m to	1600m to	1400m to	1200m to	1000m to	800m to	600m to	400m to	200m to	Total or	Margin
5th	1	Royal Jester (1)	1800m	1600m	1400m	1200m	1000m	800m	600m	400m	200m	WP	Average	
		Position in running (margin)	-	5(5.4)	4(4.6)	4(5.5)	6(5.9)	6(6.9)	6(6.3)	7(6.2)	6(4.5)	6(4.9)		3.00
		Sectional time (s)	13.26	15.46	15.61	16.21	16.06	15.86	14.59	14.45	13.72	13.40		
		Cumulative time (s)	148.62	135.36	119.90	104.29	88.08	72.02	56.16	41.57	27.12	13.40	2:28.62	
		Speed (m/s)	13.57	12.94	12.81	12.34	12.45	12.61	13.71	13.84	14.58	14.93	13.32	
		Stride length (m)	5.68	5.62	5.66	5.53	5.55	5.58	5.82	5.91	6.06	5.99	5.73	
		Stride duration (s)	0.405	0.434	0.442	0.448	0.446	0.442	0.424	0.427	0.416	0.401	0.430	
		Stride efficiency (%)	50.42	49.32	50.11	47.72	48.19	48.61	52.87	54.63	57.40	56.08	51.39	
		Stride count	31.69	35.60	35.32	36.19	36.01	35.86	34.38	33.83	33.00	33.39	345.27	

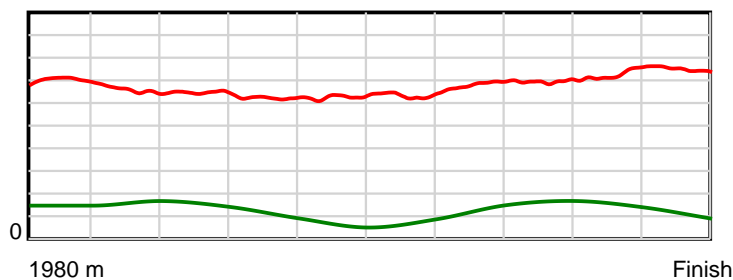
10 m Stride length



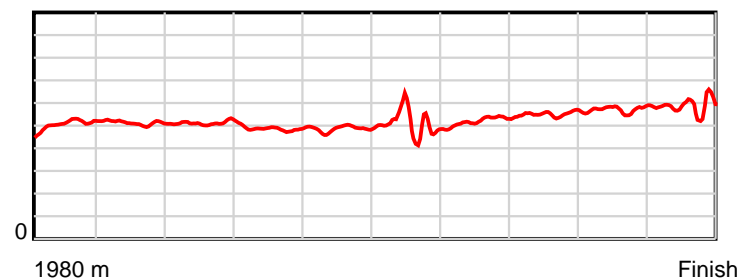
0.6 s Stride duration



20 m/sec Speed



100 % Stride efficiency



Note: Horizontal distance axis grid lines are 200m furlongs.

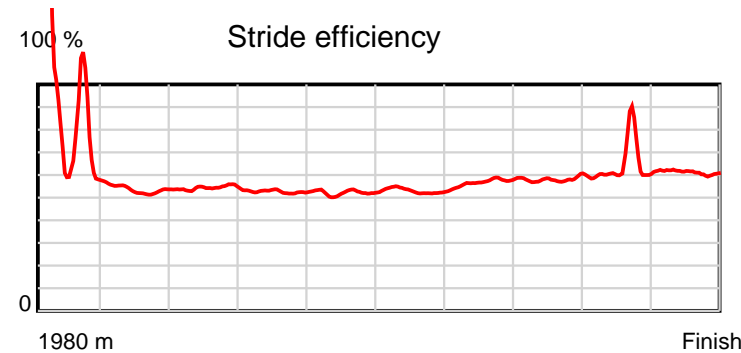
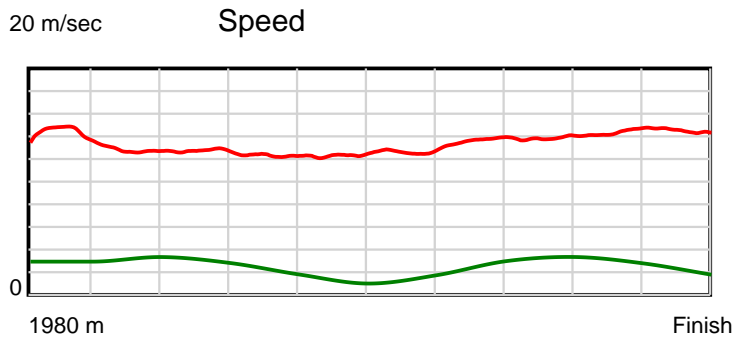
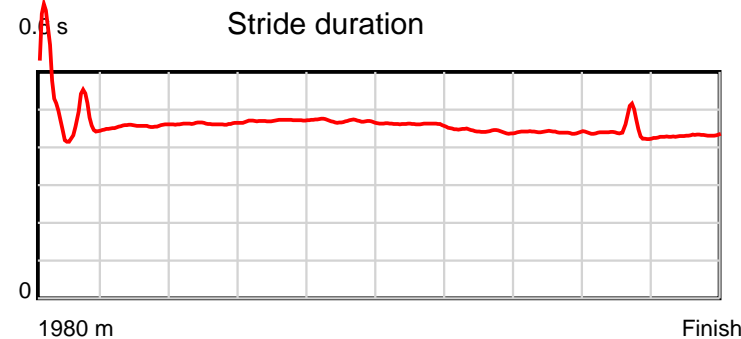
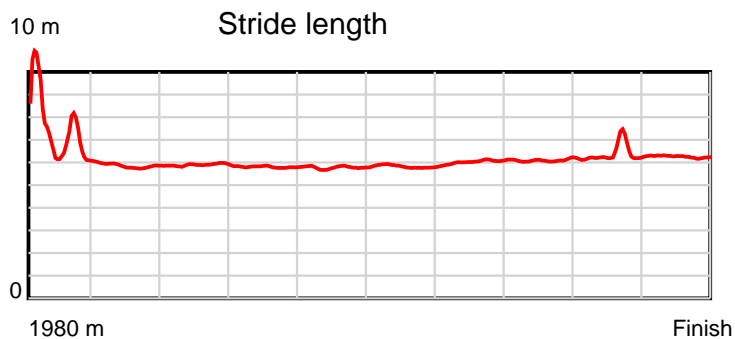
Disclaimer.

HRNZ and NZMTC and Thoroughbred Ratings Pty Ltd accepts no responsibility for the completeness or accuracy of any of the information contained herein, and makes no representations about its suitability for any particular purpose. Users should make their own judgements about those matters and/or seek independent advice. You assume all risks associated with use of the data provided on this page.

Race Results

August 08, 2021, Race 3, DOWNBYTHESEASIDE AT WOODLANDS MOBILE PACE, Distance 1980m, Addington - Survey 1980m

Result	TAB no.	Horse (Barrier)	1980 to	1800m to	1600m to	1400m to	1200m to	1000m to	800m to	600m to	400m to	200m to	Total or	Margin
6th	4	Dismara (4)	1800m	1600m	1400m	1200m	1000m	800m	600m	400m	200m	WP	Average	
		Position in running (margin)	-	2(2.3)	3(2.9)	3(3.9)	4(4.0)	4(5.0)	4(4.2)	4(3.8)	4(2.4)	5(4.0)		4.10
		Sectional time (s)	12.66	15.69	15.62	16.17	16.06	15.82	14.56	14.50	13.91	13.83		
		Cumulative time (s)	148.82	136.16	120.47	104.85	88.68	72.62	56.80	42.24	27.74	13.83	2:28.82	
		Speed (m/s)	14.22	12.75	12.80	12.37	12.45	12.64	13.74	13.79	14.38	14.46	13.30	
		Stride length (m)	6.62	5.82	5.92	5.83	5.85	5.83	6.09	6.08	6.36	6.24	6.05	
		Stride duration (s)	0.459	0.457	0.462	0.472	0.470	0.461	0.443	0.441	0.443	0.432	0.455	
		Stride efficiency (%)	68.43	52.95	54.76	53.16	53.48	53.09	57.95	57.69	63.29	60.85	57.16	
		Stride count	27.20	34.36	33.79	34.29	34.19	34.31	32.84	32.92	31.43	32.05	327.38	



Note: Horizontal distance axis grid lines are 200m furlongs.

Disclaimer.

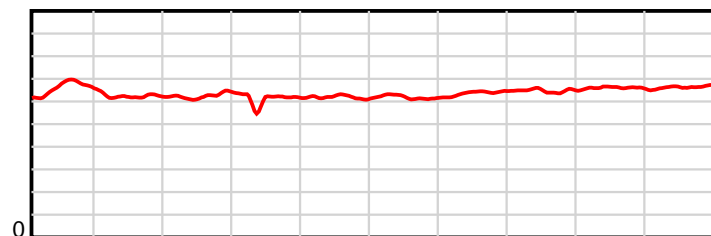
HRNZ and NZMTC and Thoroughbred Ratings Pty Ltd accepts no responsibility for the completeness or accuracy of any of the information contained herein, and makes no representations about its suitability for any particular purpose. Users should make their own judgements about those matters and/or seek independent advice. You assume all risks associated with use of the data provided on this page.

Race Results

August 08, 2021, Race 3, DOWNBYTHESEASIDE AT WOODLANDS MOBILE PACE, Distance 1980m, Addington - Survey 1980m

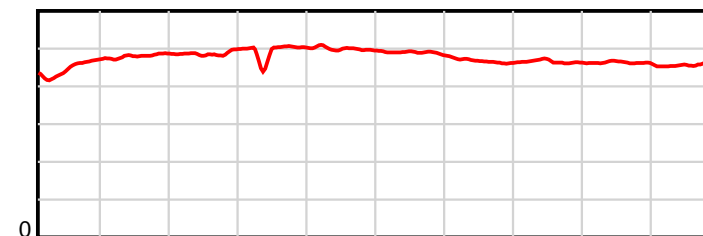
Result	TAB no.	Horse (Barrier)	1980 to	1800m to	1600m to	1400m to	1200m to	1000m to	800m to	600m to	400m to	200m to	Total or	Margin
7th	6	Martin John (6)	1800m	1600m	1400m	1200m	1000m	800m	600m	400m	200m	WP	Average	
		Position in running (margin)	-	1(0.0)	1(0.0)	2(1.9)	2(1.5)	2(2.6)	2(1.9)	3(2.4)	3(0.8)	3(3.6)		4.50
		Sectional time (s)	12.31	15.59	15.78	16.08	16.07	15.85	14.71	14.46	14.12	13.92		
		Cumulative time (s)	148.89	136.58	120.99	105.21	89.13	73.06	57.21	42.50	28.04	13.92	2:28.89	
		Speed (m/s)	14.62	12.83	12.67	12.44	12.45	12.62	13.60	13.83	14.16	14.37	13.30	
		Stride length (m)	6.62	6.16	6.18	6.13	6.21	6.17	6.34	6.43	6.55	6.64	6.33	
		Stride duration (s)	0.450	0.480	0.488	0.492	0.499	0.489	0.466	0.465	0.462	0.462	0.476	
		Stride efficiency (%)	68.42	59.37	59.69	58.64	60.33	59.44	62.74	64.63	66.95	68.88	62.68	
		Stride count	27.20	32.45	32.36	32.65	32.19	32.43	31.56	31.10	30.56	30.12	312.62	

10 m Stride length



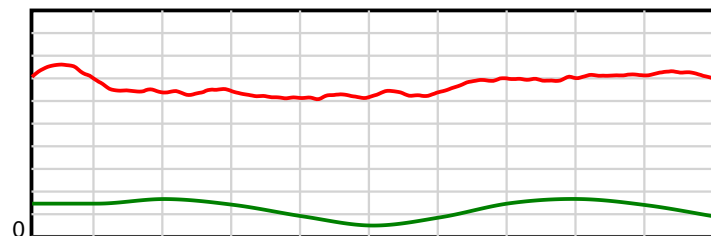
1980 m Finish

0.6 s Stride duration



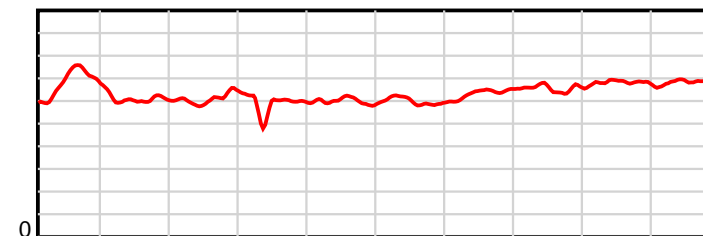
1980 m Finish

20 m/sec Speed



1980 m Finish

100 % Stride efficiency



1980 m Finish

Note: Horizontal distance axis grid lines are 200m furlongs.

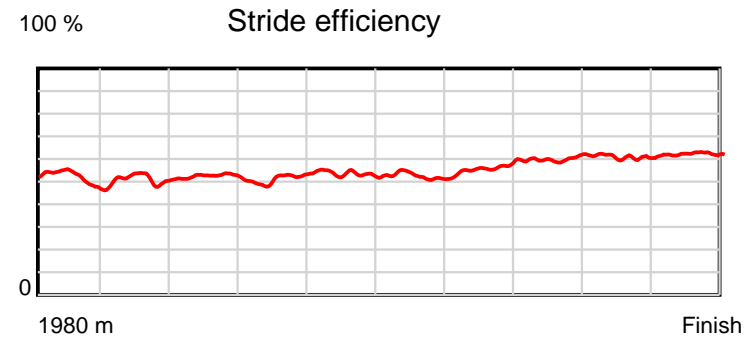
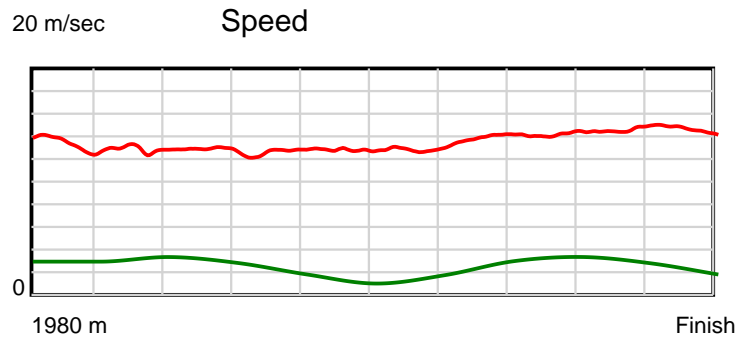
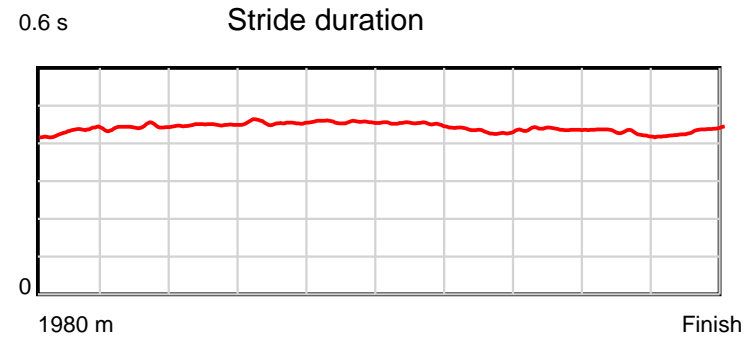
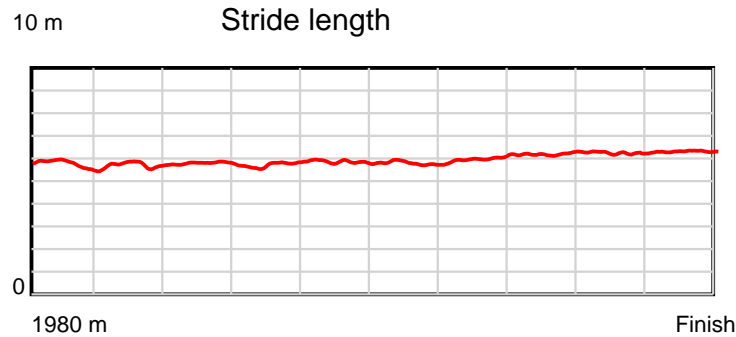
Disclaimer.

HRNZ and NZMTC and Thoroughbred Ratings Pty Ltd accepts no responsibility for the completeness or accuracy of any of the information contained herein, and makes no representations about its suitability for any particular purpose. Users should make their own judgements about those matters and/or seek independent advice. You assume all risks associated with use of the data provided on this page.

Race Results

August 08, 2021, Race 3, DOWNBYTHESEASIDE AT WOODLANDS MOBILE PACE, Distance 1980m, Addington - Survey 1980m

Result	TAB no.	Horse (Barrier)	1980 to	1800m to	1600m to	1400m to	1200m to	1000m to	800m to	600m to	400m to	200m to	Total or	Margin
8th	7	Kansas City Ji... (7)	1800m	1600m	1400m	1200m	1000m	800m	600m	400m	200m	WP	Average	
		Position in running (margin)	-	8(8.3)	7(9.4)	8(9.9)	8(8.1)	7(7.5)	7(7.0)	6(5.6)	7(5.0)	8(6.7)		5.80
		Sectional time (s)	13.65	15.78	15.53	15.84	15.80	15.88	14.37	14.63	13.94	13.71		
		Cumulative time (s)	149.13	135.48	119.70	104.17	88.33	72.53	56.65	42.28	27.65	13.71	2:29.13	
		Speed (m/s)	13.19	12.67	12.88	12.63	12.66	12.59	13.92	13.67	14.35	14.59	13.28	
		Stride length (m)	5.76	5.62	5.78	5.74	5.78	5.69	6.03	5.98	6.13	6.31	5.88	
		Stride duration (s)	0.432	0.443	0.449	0.455	0.457	0.452	0.433	0.437	0.428	0.433	0.443	
		Stride efficiency (%)	51.77	49.28	52.20	51.55	52.24	50.51	56.74	55.80	58.81	62.30	53.94	
		Stride count	31.27	35.61	34.60	34.82	34.59	35.18	33.19	33.47	32.60	31.67	337.00	



Note: Horizontal distance axis grid lines are 200m furlongs.

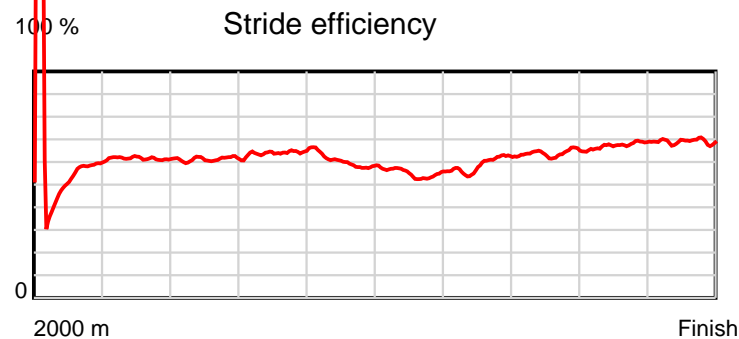
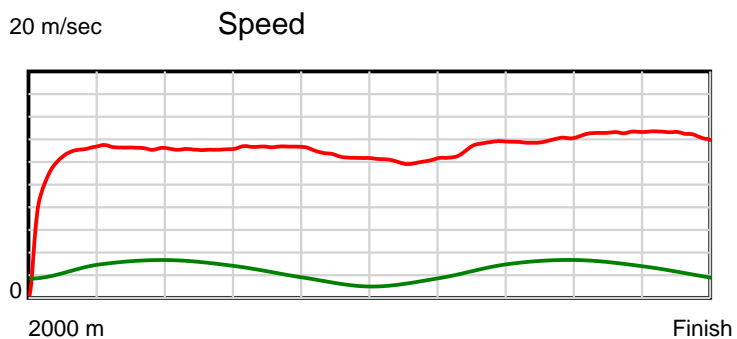
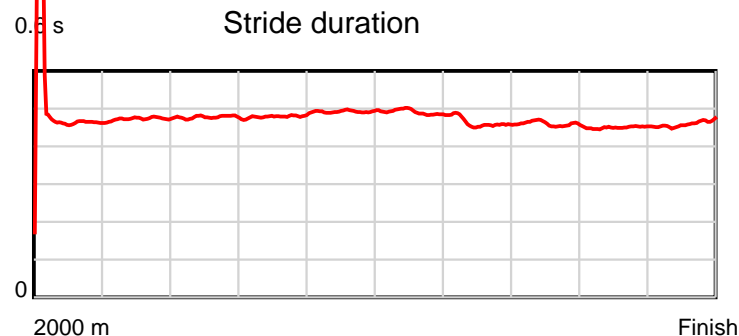
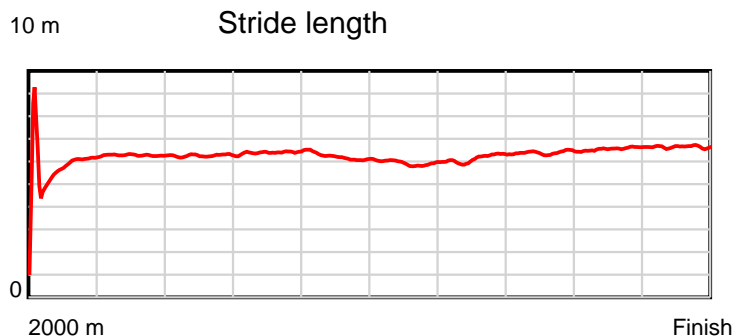
Disclaimer.

HRNZ and NZMTC and Thoroughbred Ratings Pty Ltd accepts no responsibility for the completeness or accuracy of any of the information contained herein, and makes no representations about its suitability for any particular purpose. Users should make their own judgements about those matters and/or seek independent advice. You assume all risks associated with use of the data provided on this page.

Race Results

August 08, 2021, Race 4, CAPTAIN CRUNCH AT NEVELE R STUD PACE, Distance 2000m, Addington - Survey 3200m

Result	TAB no.	Horse (Barrier)	2000 to 1800m	1800m to 1600m	1600m to 1400m	1400m to 1200m	1200m to 1000m	1000m to 800m	800m to 600m	600m to 400m	400m to 200m	200m to WP	Total or Average	Margin
1st	5	Justace (4)												
		Position in running (margin)	-	1(0.0)	1(0.0)	1(0.0)	1(0.0)	1(0.0)	1(0.0)	1(0.0)	2(1.2)	1(0.0)		0.00
		Sectional time (s)	17.34	15.34	15.15	15.00	15.77	16.80	14.99	14.72	13.67	13.91		
		Cumulative time (s)	152.69	135.35	120.01	104.86	89.86	74.09	57.29	42.30	27.58	13.91	2:32.69	
		Speed (m/s)	11.54	13.04	13.20	13.33	12.68	11.90	13.34	13.59	14.63	14.38	13.10	
		Stride length (m)	5.74	6.18	6.29	6.39	6.25	5.83	6.15	6.24	6.58	6.62	6.22	
		Stride duration (s)	0.497	0.474	0.477	0.480	0.493	0.490	0.461	0.459	0.450	0.461	0.475	
		Stride efficiency (%)	51.45	59.61	61.85	63.88	61.01	53.14	59.17	60.84	67.71	68.55	60.38	
		Stride count	34.85	32.38	31.79	31.28	32.01	34.30	32.50	32.05	30.38	30.20	321.74	



Note: Horizontal distance axis grid lines are 200m furlongs.

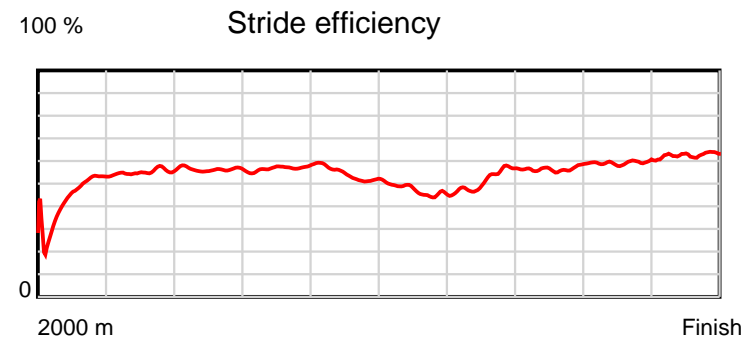
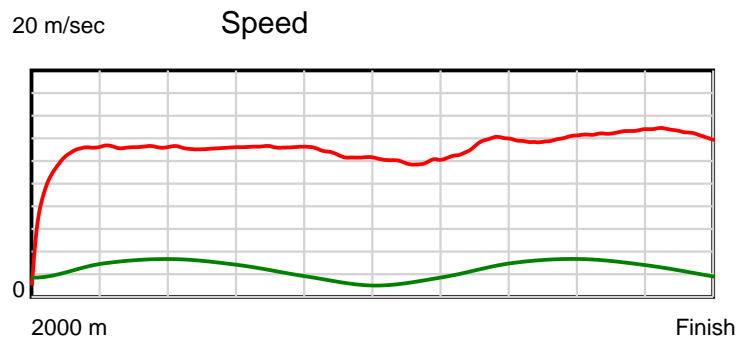
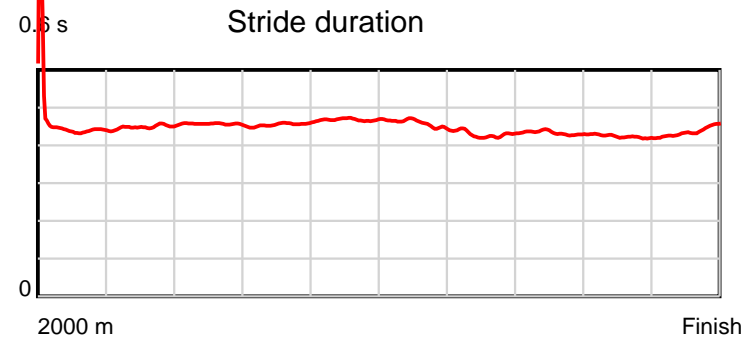
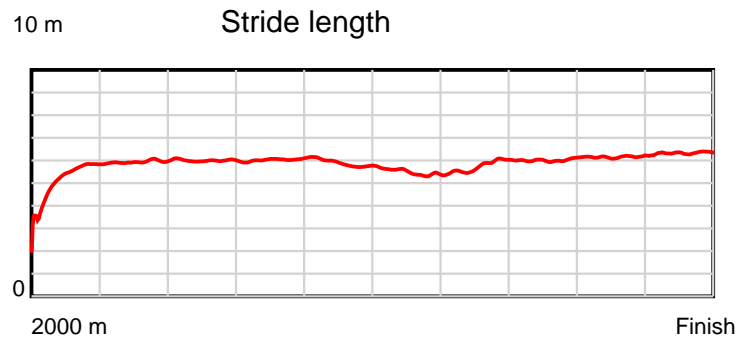
Disclaimer.

HRNZ and NZMTC and Thoroughbred Ratings Pty Ltd accepts no responsibility for the completeness or accuracy of any of the information contained herein, and makes no representations about its suitability for any particular purpose. Users should make their own judgements about those matters and/or seek independent advice. You assume all risks associated with use of the data provided on this page.

Race Results

August 08, 2021, Race 4, CAPTAIN CRUNCH AT NEVELE R STUD PACE, Distance 2000m, Addington - Survey 3200m

Result	TAB no.	Horse (Barrier)	2000 to 1800m	1800m to 1600m	1600m to 1400m	1400m to 1200m	1200m to 1000m	1000m to 800m	800m to 600m	600m to 400m	400m to 200m	200m to WP	Total or Average	Margin
2nd	11	Full Of Desire (8)												
		Position in running (margin)	-	2(2.6)	2(1.6)	2(1.6)	2(2.3)	2(3.0)	2(2.4)	3(1.9)	3(1.8)	2(1.7)		1.20
		Sectional time (s)	17.69	15.17	15.16	15.12	15.89	16.71	14.90	14.49	13.86	13.92		
		Cumulative time (s)	152.91	135.22	120.05	104.89	89.77	73.88	57.17	42.27	27.78	13.92	2:32.91	
		Speed (m/s)	11.31	13.18	13.19	13.23	12.59	11.97	13.42	13.80	14.43	14.37	13.08	
		Stride length (m)	5.12	5.92	6.03	6.02	5.89	5.47	5.76	5.98	6.10	6.31	5.84	
		Stride duration (s)	0.445	0.449	0.457	0.455	0.468	0.457	0.429	0.433	0.423	0.439	0.447	
		Stride efficiency (%)	40.98	54.80	56.80	56.71	54.30	46.84	51.89	55.86	58.20	62.26	53.36	
		Stride count	39.05	33.77	33.17	33.20	33.93	36.53	34.71	33.45	32.77	31.69	342.27	



Note: Horizontal distance axis grid lines are 200m furlongs.

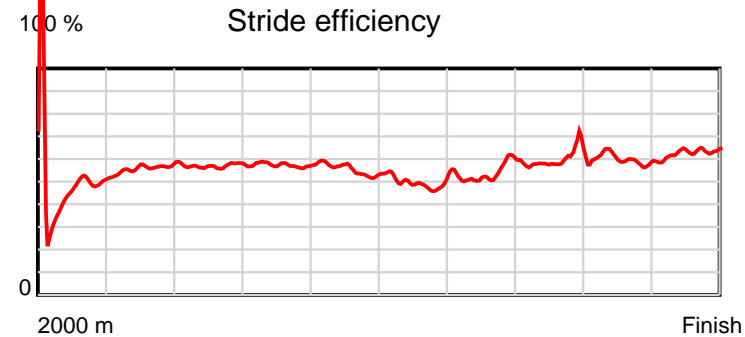
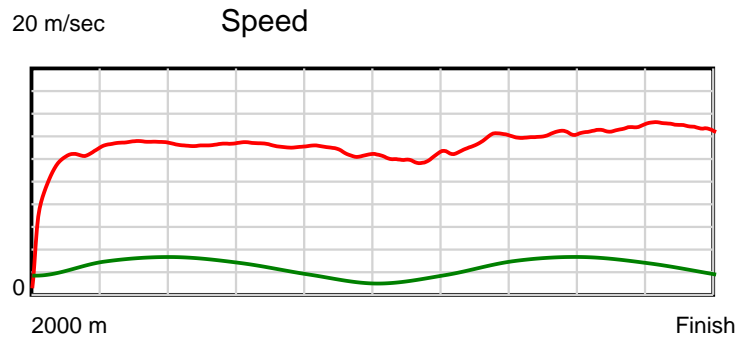
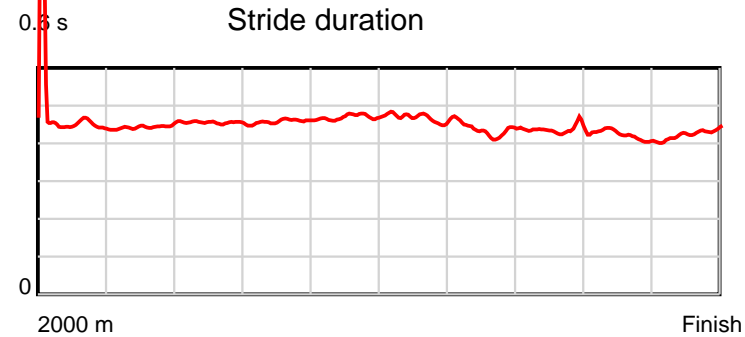
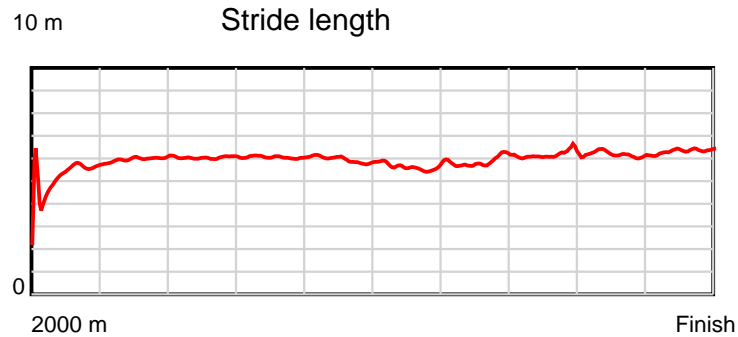
Disclaimer.

HRNZ and NZMTC and Thoroughbred Ratings Pty Ltd accepts no responsibility for the completeness or accuracy of any of the information contained herein, and makes no representations about its suitability for any particular purpose. Users should make their own judgements about those matters and/or seek independent advice. You assume all risks associated with use of the data provided on this page.

Race Results

August 08, 2021, Race 4, CAPTAIN CRUNCH AT NEVELE R STUD PACE, Distance 2000m, Addington - Survey 3200m

Result	TAB no.	Horse (Barrier)	2000 to	1800m to	1600m to	1400m to	1200m to	1000m to	800m to	600m to	400m to	200m to	Total or	Margin
3rd	4	Miss Markle (3)	1800m	1600m	1400m	1200m	1000m	800m	600m	400m	200m	WP	Average	
		Position in running (margin)	-	4(8.6)	4(6.2)	4(5.7)	4(6.4)	5(6.5)	7(6.3)	8(5.7)	7(6.6)	7(6.7)		3.90
		Sectional time (s)	18.86	14.94	15.06	15.13	15.78	16.78	14.89	14.66	13.90	13.39		
		Cumulative time (s)	153.39	134.53	119.59	104.53	89.40	73.62	56.84	41.95	27.29	13.39	2:33.39	
		Speed (m/s)	10.61	13.39	13.28	13.22	12.67	11.92	13.43	13.64	14.39	14.94	13.04	
		Stride length (m)	5.15	5.94	6.04	6.05	5.95	5.58	5.87	5.90	6.04	6.40	5.87	
		Stride duration (s)	0.461	0.444	0.455	0.458	0.470	0.468	0.437	0.432	0.419	0.428	0.451	
		Stride efficiency (%)	41.45	55.18	57.00	57.27	55.33	48.65	53.86	54.38	56.96	63.97	53.93	
		Stride count	38.83	33.66	33.12	33.04	33.61	35.84	34.07	33.90	33.13	31.26	340.46	



Note: Horizontal distance axis grid lines are 200m furlongs.

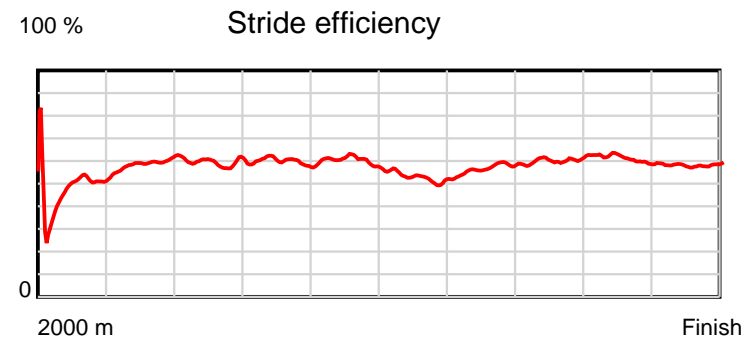
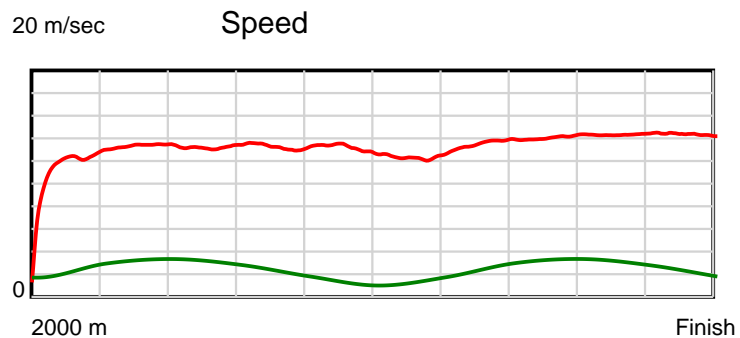
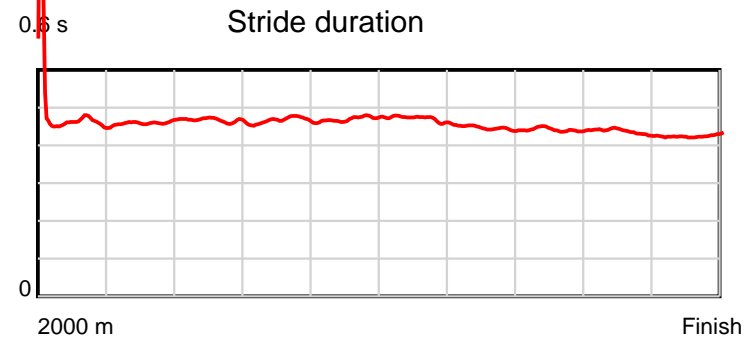
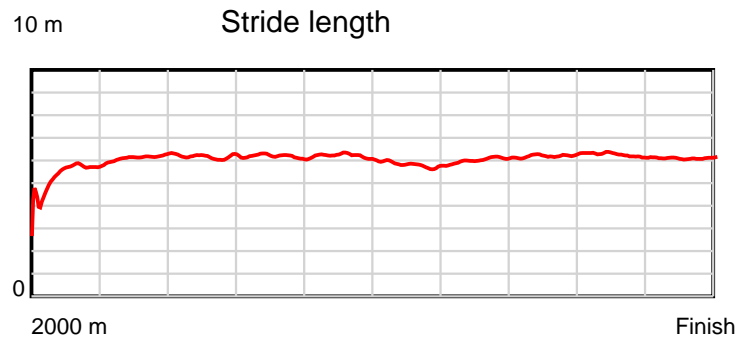
Disclaimer.

HRNZ and NZMTC and Thoroughbred Ratings Pty Ltd accepts no responsibility for the completeness or accuracy of any of the information contained herein, and makes no representations about its suitability for any particular purpose. Users should make their own judgements about those matters and/or seek independent advice. You assume all risks associated with use of the data provided on this page.

Race Results

August 08, 2021, Race 4, CAPTAIN CRUNCH AT NEVELE R STUD PACE, Distance 2000m, Addington - Survey 3200m

Result	TAB no.	Horse (Barrier)	2000 to	1800m to	1600m to	1400m to	1200m to	1000m to	800m to	600m to	400m to	200m to	Total or	Margin
4th	2	Voyeur (1)	1800m	1600m	1400m	1200m	1000m	800m	600m	400m	200m	WP	Average	
		Position in running (margin)	-	5(10.1)	5(8.3)	5(7.9)	5(8.2)	4(6.2)	4(3.7)	4(2.4)	4(1.9)	4(3.8)		4.10
		Sectional time (s)	19.05	15.05	15.08	15.06	15.43	16.40	14.77	14.43	14.19	13.96		
		Cumulative time (s)	153.42	134.37	119.32	104.24	89.18	73.75	57.35	42.58	28.15	13.96	2:33.42	
		Speed (m/s)	10.50	13.29	13.26	13.28	12.96	12.20	13.54	13.86	14.09	14.33	13.04	
		Stride length (m)	5.31	6.12	6.19	6.19	6.10	5.73	6.04	6.11	6.13	6.10	5.99	
		Stride duration (s)	0.460	0.460	0.467	0.466	0.471	0.470	0.446	0.441	0.435	0.425	0.459	
		Stride efficiency (%)	44.14	58.50	59.84	59.93	58.16	51.32	57.00	58.39	58.69	58.05	56.06	
		Stride count	37.63	32.69	32.32	32.30	32.78	34.90	33.12	32.72	32.63	32.81	333.90	



Note: Horizontal distance axis grid lines are 200m furlongs.

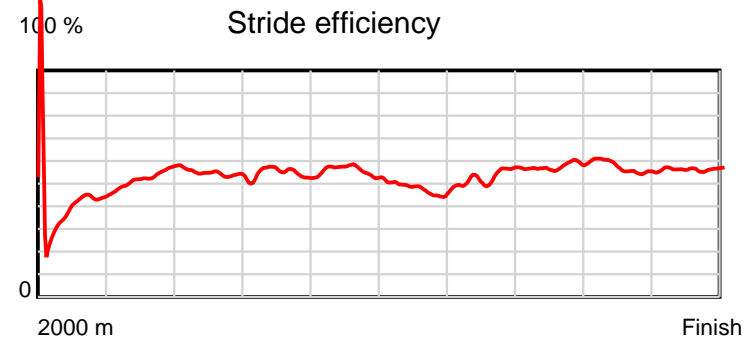
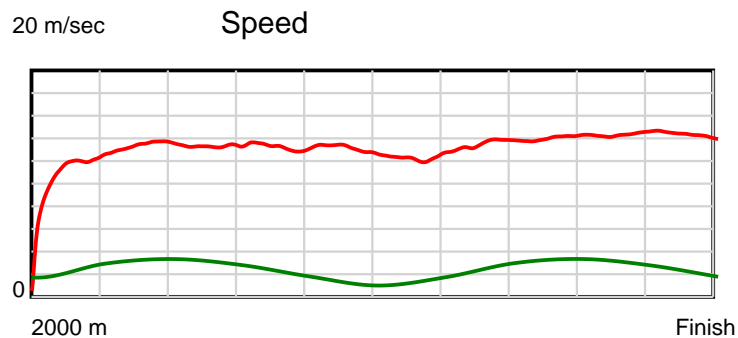
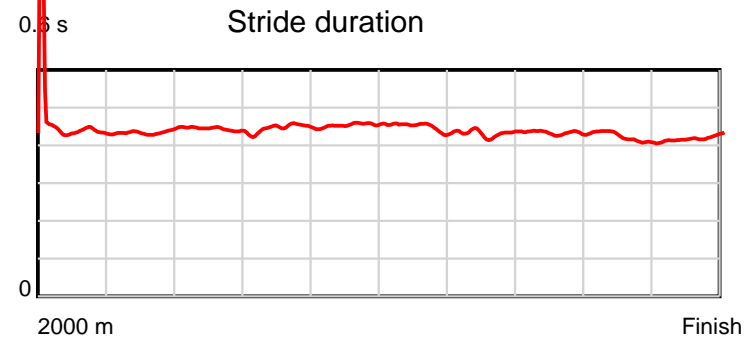
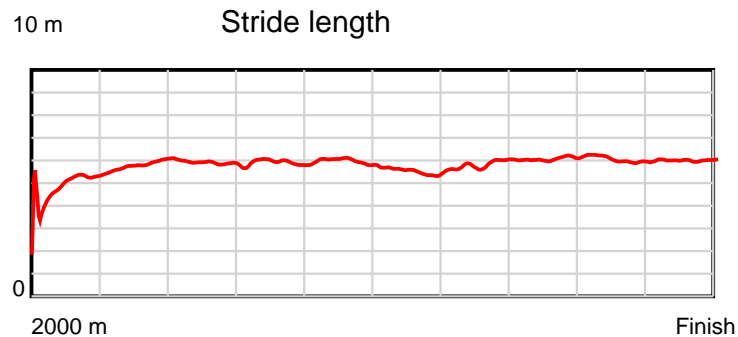
Disclaimer.

HRNZ and NZMTC and Thoroughbred Ratings Pty Ltd accepts no responsibility for the completeness or accuracy of any of the information contained herein, and makes no representations about its suitability for any particular purpose. Users should make their own judgements about those matters and/or seek independent advice. You assume all risks associated with use of the data provided on this page.

Race Results

August 08, 2021, Race 4, CAPTAIN CRUNCH AT NEVELE R STUD PACE, Distance 2000m, Addington - Survey 3200m

Result	TAB no.	Horse (Barrier)	2000 to 1800m	1800m to 1600m	1600m to 1400m	1400m to 1200m	1200m to 1000m	1000m to 800m	800m to 600m	600m to 400m	400m to 200m	200m to WP	Total or Average	Margin
5th	7	Eloel (5)	-	6(12.2)	6(10.4)	6(9.3)	6(9.4)	6(7.6)	6(5.7)	6(4.4)	5(4.0)	5(5.1)		5.60
		Position in running (margin)	-	6(12.2)	6(10.4)	6(9.3)	6(9.4)	6(7.6)	6(5.7)	6(4.4)	5(4.0)	5(5.1)		5.60
		Sectional time (s)	19.55	15.04	14.96	15.03	15.48	16.48	14.78	14.44	14.06	13.88		
		Cumulative time (s)	153.70	134.15	119.11	104.15	89.12	73.64	57.16	42.38	27.94	13.88	2:33.70	
		Speed (m/s)	10.23	13.30	13.37	13.31	12.92	12.14	13.53	13.85	14.22	14.41	13.01	
		Stride length (m)	4.79	5.78	5.93	5.93	5.87	5.44	5.85	6.00	5.98	6.06	5.74	
		Stride duration (s)	0.449	0.435	0.444	0.446	0.454	0.448	0.432	0.433	0.420	0.420	0.441	
		Stride efficiency (%)	35.92	52.19	54.99	54.95	53.79	46.17	53.45	56.21	55.82	57.35	51.41	
		Stride count	41.72	34.61	33.71	33.73	34.09	36.80	34.20	33.35	33.46	33.01	348.68	



Note: Horizontal distance axis grid lines are 200m furlongs.

Disclaimer.

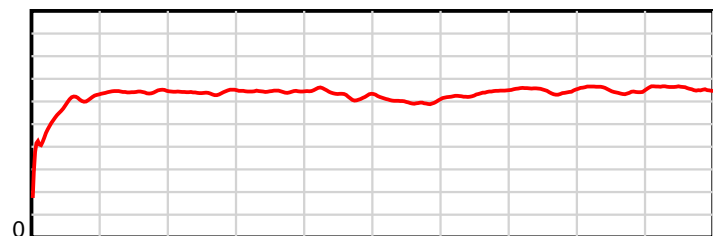
HRNZ and NZMTC and Thoroughbred Ratings Pty Ltd accepts no responsibility for the completeness or accuracy of any of the information contained herein, and makes no representations about its suitability for any particular purpose. Users should make their own judgements about those matters and/or seek independent advice. You assume all risks associated with use of the data provided on this page.

Race Results

August 08, 2021, Race 4, CAPTAIN CRUNCH AT NEVELE R STUD PACE, Distance 2000m, Addington - Survey 3200m

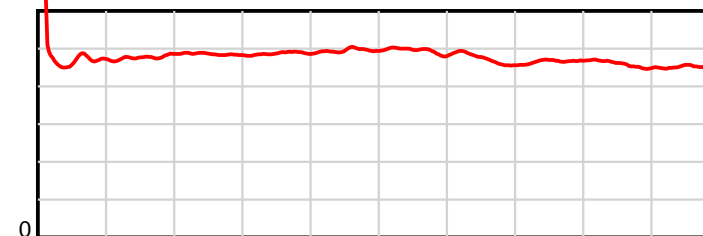
Result	TAB no.	Horse (Barrier)	2000 to	1800m to	1600m to	1400m to	1200m to	1000m to	800m to	600m to	400m to	200m to	Total or	Margin
6th	3	Black Lace (2)	1800m	1600m	1400m	1200m	1000m	800m	600m	400m	200m	WP	Average	
		Position in running (margin)	-	3(4.8)	3(4.2)	3(4.9)	3(5.8)	3(5.7)	3(3.6)	5(3.5)	6(4.6)	6(6.6)		5.80
		Sectional time (s)	18.06	15.23	15.27	15.16	15.75	16.45	14.98	14.70	14.21	13.92		
		Cumulative time (s)	153.73	135.67	120.44	105.17	90.01	74.26	57.81	42.83	28.13	13.92	2:33.73	
		Speed (m/s)	11.08	13.13	13.10	13.19	12.70	12.16	13.35	13.61	14.07	14.37	13.01	
		Stride length (m)	5.59	6.27	6.36	6.43	6.29	6.01	6.30	6.35	6.44	6.54	6.25	
		Stride duration (s)	0.482	0.477	0.485	0.488	0.495	0.494	0.472	0.466	0.457	0.455	0.480	
		Stride efficiency (%)	48.78	61.40	63.12	64.66	61.84	56.50	62.09	62.97	64.78	66.93	60.97	
		Stride count	35.80	31.91	31.47	31.09	31.79	33.26	31.73	31.51	31.06	30.56	320.18	

10 m Stride length



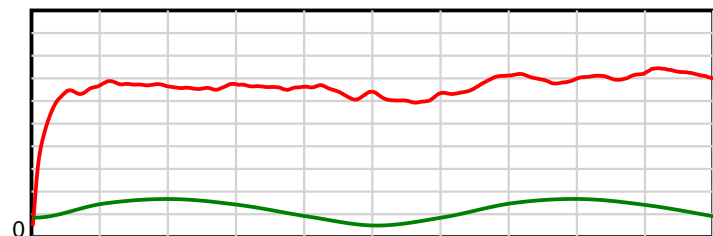
2000 m Finish

0.6 s Stride duration



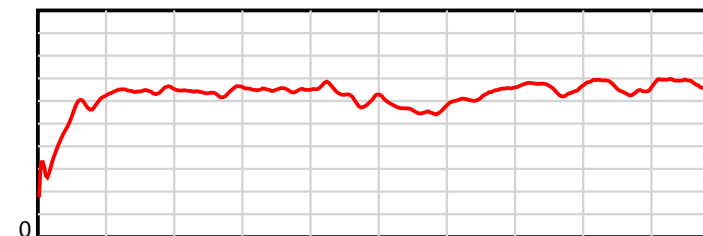
2000 m Finish

20 m/sec Speed



2000 m Finish

100 % Stride efficiency



2000 m Finish

Note: Horizontal distance axis grid lines are 200m furlongs.

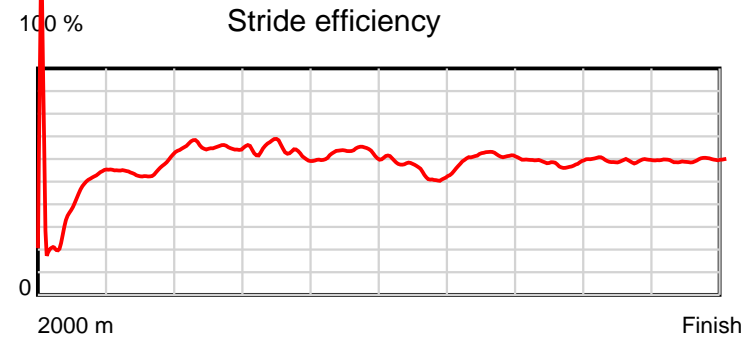
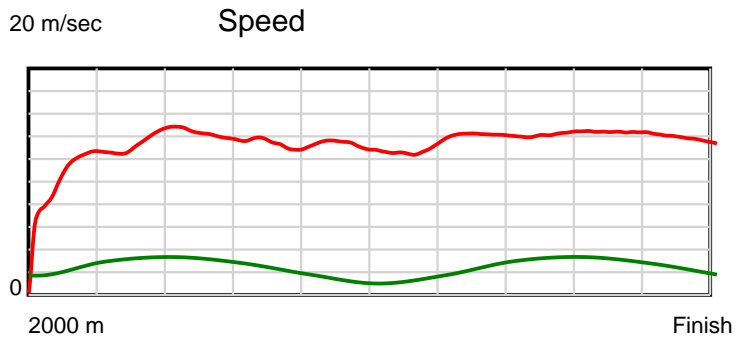
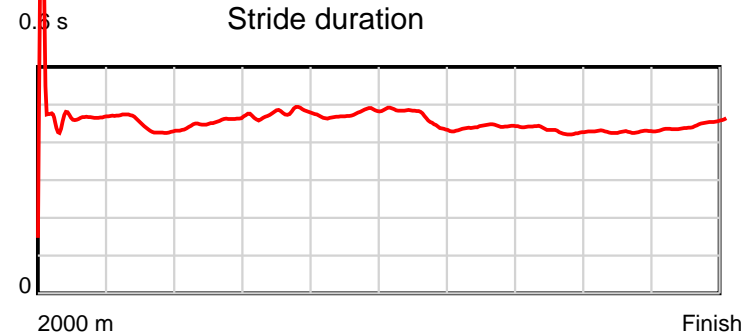
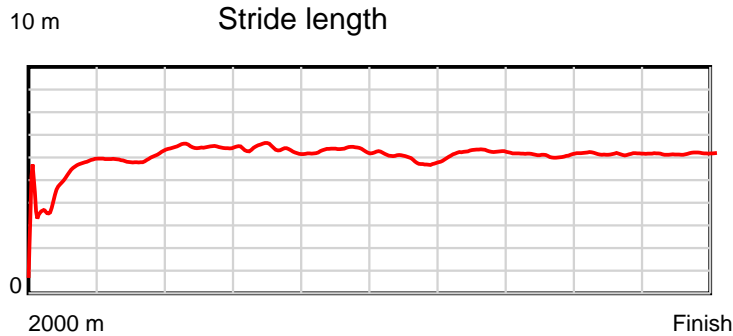
Disclaimer.

HRNZ and NZMTC and Thoroughbred Ratings Pty Ltd accepts no responsibility for the completeness or accuracy of any of the information contained herein, and makes no representations about its suitability for any particular purpose. Users should make their own judgements about those matters and/or seek independent advice. You assume all risks associated with use of the data provided on this page.

Race Results

August 08, 2021, Race 4, CAPTAIN CRUNCH AT NEVELE R STUD PACE, Distance 2000m, Addington - Survey 3200m

Result	TAB no.	Horse (Barrier)	2000 to	1800m to	1600m to	1400m to	1200m to	1000m to	800m to	600m to	400m to	200m to	Total or	Margin
7th	8	Yankee Jay (6)	1800m	1600m	1400m	1200m	1000m	800m	600m	400m	200m	WP	Average	
		Position in running (margin)	-	8(16.6)	8(16.5)	7(11.7)	8(12.7)	8(10.4)	5(4.8)	2(0.0)	1(0.0)	3(2.9)		6.60
		Sectional time (s)	20.16	15.33	14.34	15.17	15.39	15.87	14.20	14.50	14.36	14.56		
		Cumulative time (s)	153.88	133.72	118.39	104.05	88.88	73.49	57.62	43.42	28.92	14.56	2:33.88	
		Speed (m/s)	9.92	13.05	13.95	13.18	13.00	12.60	14.08	13.79	13.93	13.74	13.00	
		Stride length (m)	4.74	5.83	6.36	6.28	6.19	5.83	6.22	5.95	5.97	6.16	5.91	
		Stride duration (s)	0.474	0.447	0.456	0.477	0.476	0.463	0.441	0.431	0.428	0.448	0.455	
		Stride efficiency (%)	35.11	53.04	63.17	61.69	59.93	53.17	60.37	55.24	55.63	59.24	54.65	
		Stride count	42.19	34.33	31.46	31.83	32.29	34.29	32.18	33.64	33.52	32.48	338.21	



Note: Horizontal distance axis grid lines are 200m furlongs.

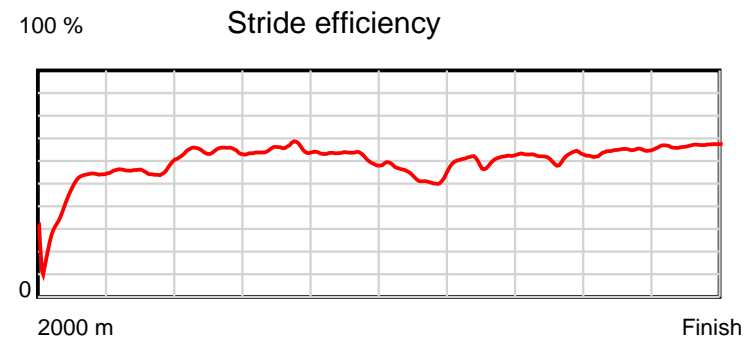
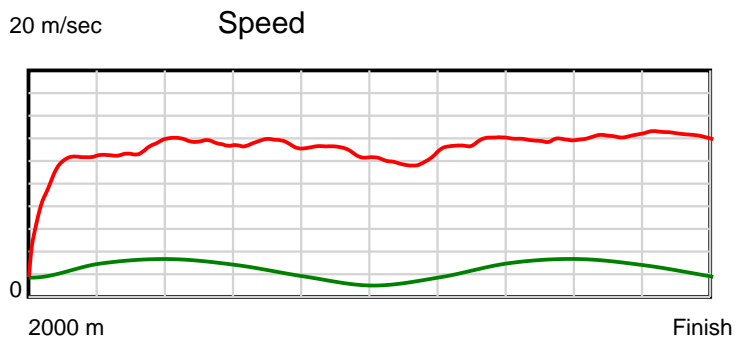
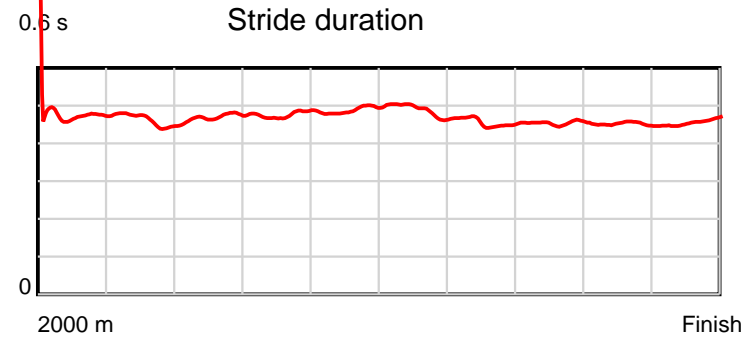
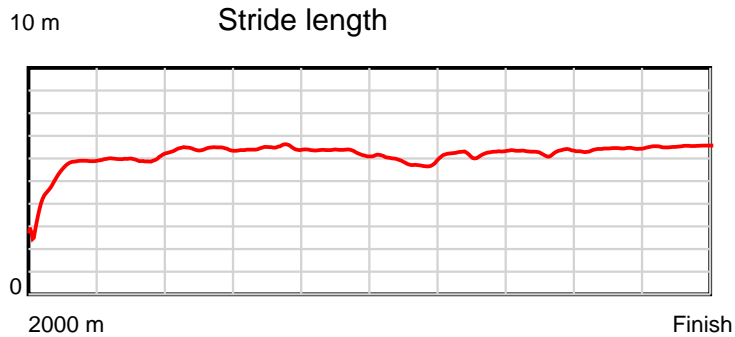
Disclaimer.

HRNZ and NZMTC and Thoroughbred Ratings Pty Ltd accepts no responsibility for the completeness or accuracy of any of the information contained herein, and makes no representations about its suitability for any particular purpose. Users should make their own judgements about those matters and/or seek independent advice. You assume all risks associated with use of the data provided on this page.

Race Results

August 08, 2021, Race 4, CAPTAIN CRUNCH AT NEVELE R STUD PACE, Distance 2000m, Addington - Survey 3200m

Result	TAB no.	Horse (Barrier)	2000 to	1800m to	1600m to	1400m to	1200m to	1000m to	800m to	600m to	400m to	200m to	Total or	Margin
8th	9	Rock N Diamond... (7)	1800m	1600m	1400m	1200m	1000m	800m	600m	400m	200m	WP	Average	
		Position in running (margin)	-	7(15.1)	7(16.0)	8(13.0)	7(11.2)	7(10.0)	8(7.3)	7(5.0)	8(7.3)	8(9.5)		8.90
		Sectional time (s)	19.92	15.49	14.65	14.70	15.58	16.35	14.62	14.89	14.25	13.85		
		Cumulative time (s)	154.30	134.38	118.89	104.24	89.54	73.96	57.61	42.99	28.10	13.85	2:34.30	
		Speed (m/s)	10.04	12.91	13.65	13.61	12.84	12.23	13.68	13.43	14.04	14.44	12.96	
		Stride length (m)	4.97	5.97	6.41	6.49	6.26	5.98	6.23	6.10	6.33	6.60	6.10	
		Stride duration (s)	0.472	0.462	0.470	0.477	0.488	0.488	0.455	0.454	0.451	0.457	0.470	
		Stride efficiency (%)	38.60	55.65	64.28	65.74	61.32	55.79	60.63	58.20	62.59	68.05	58.12	
		Stride count	40.24	33.51	31.18	30.83	31.93	33.47	32.11	32.77	31.60	30.31	327.95	



Note: Horizontal distance axis grid lines are 200m furlongs.

Disclaimer.

HRNZ and NZMTC and Thoroughbred Ratings Pty Ltd accepts no responsibility for the completeness or accuracy of any of the information contained herein, and makes no representations about its suitability for any particular purpose. Users should make their own judgements about those matters and/or seek independent advice. You assume all risks associated with use of the data provided on this page.



Race Results



August 08, 2021, Race 5, POSTER BOY '1.49.1' AT NORTHERN RIVERS EQUINE HANDICAP PACE, Distance 2600m, Addington - Survey 3200m

Result	TAB no.	Horse (Barrier)	2600 to	2400m to
1st	4	Zia Bromac (5)	2400m	2200m
		Position in running (margin)	-	8(10.8)
		Sectional time (s)	18.08	14.36
		Cumulative time (s)	198.20	180.12
		Speed (m/s)	11.06	13.93
		Stride length (m)	4.85	5.99
		Stride duration (s)	0.424	0.430
		Stride efficiency (%)	36.69	56.09
		Stride count	41.27	33.38

Disclaimer.

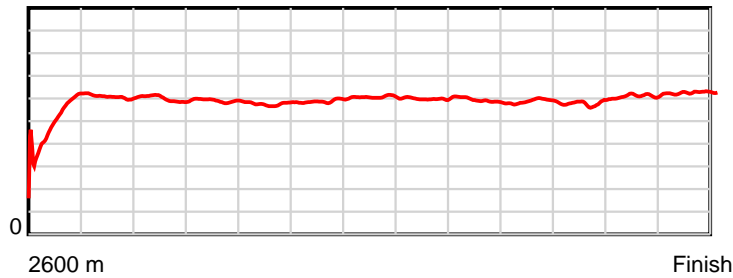
HRNZ and NZMTC and Thoroughbred Ratings Pty Ltd accepts no responsibility for the completeness or accuracy of any of the information contained herein, and makes no representations about its suitability for any particular purpose. Users should make their own judgements about those matters and/or seek independent advice. You assume all risks associated with use of the data provided on this page.

Race Results

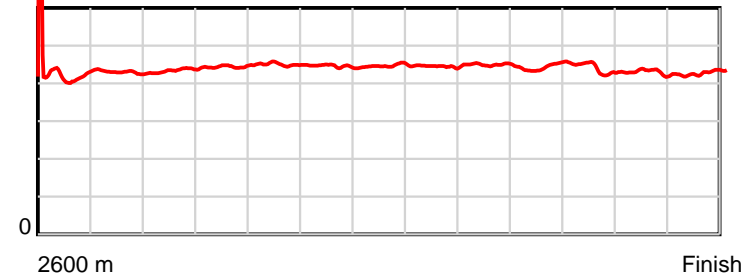
August 08, 2021, Race 5, POSTER BOY '1.49.1' AT NORTHERN RIVERS EQUINE HANDICAP PACE, Distance 2600m, Addington - Survey 3200m

Result	TAB no.	Horse (Barrier)	2200m to	2000m to	1800m to	1600m to	1400m to	1200m to	1000m to	800m to	600m to	400m to	200m to	Total or	Margin
1st	4	Zia Bromac (5)	2000m	1800m	1600m	1400m	1200m	1000m	800m	600m	400m	200m	WP	Average	
		Position in running (margin)	8(10.9)	8(9.5)	8(9.3)	8(8.2)	7(6.7)	6(6.1)	7(3.8)	8(4.3)	5(2.9)	5(1.8)	1(0.0)		0.00
		Sectional time (s)	14.79	15.08	15.99	15.36	14.79	15.14	15.64	15.19	15.65	14.43	13.70		
		Cumulative time (s)	165.76	150.97	135.89	119.90	104.54	89.75	74.61	58.97	43.78	28.13	13.70	3:18.20	
		Speed (m/s)	13.52	13.26	12.51	13.02	13.52	13.21	12.79	13.17	12.78	13.86	14.60	13.12	
		Stride length (m)	5.87	5.89	5.63	5.80	6.04	5.89	5.74	5.85	5.60	5.96	6.25	5.78	
		Stride duration (s)	0.434	0.444	0.450	0.445	0.447	0.446	0.449	0.444	0.438	0.430	0.428	0.440	
		Stride efficiency (%)	53.79	54.24	49.55	52.55	57.09	54.15	51.57	53.50	49.01	55.43	61.00	52.15	
		Stride count	34.09	33.95	35.52	34.49	33.09	33.97	34.81	34.18	35.71	33.58	32.01	450.05	

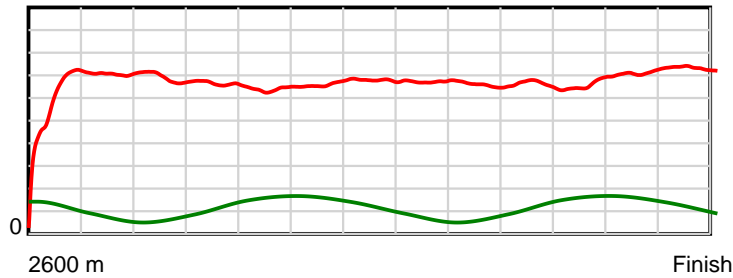
10 m Stride length



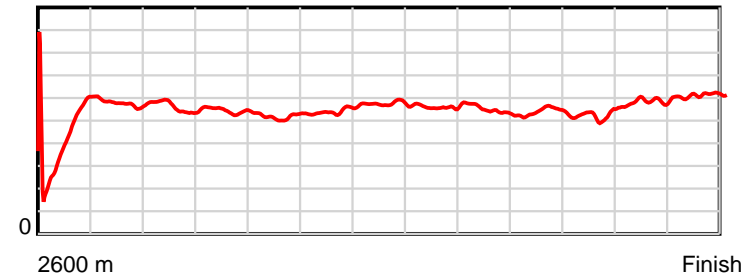
0.5 s Stride duration



20 m/sec Speed



100 % Stride efficiency



Note: Horizontal distance axis grid lines are 200m furlongs.

Disclaimer.

HRNZ and NZMTC and Thoroughbred Ratings Pty Ltd accepts no responsibility for the completeness or accuracy of any of the information contained herein, and makes no representations about its suitability for any particular purpose. Users should make their own judgements about those matters and/or seek independent advice. You assume all risks associated with use of the data provided on this page.



Race Results



August 08, 2021, Race 5, POSTER BOY '1.49.1' AT NORTHERN RIVERS EQUINE HANDICAP PACE, Distance 2600m, Addington - Survey 3200m

Result	TAB no.	Horse (Barrier)	2600 to	2400m to
2nd	5	Woodlea Explor... (6)	2400m	2200m
		Position in running (margin)	-	1(0.0)
		Sectional time (s)	16.27	14.34
		Cumulative time (s)	198.33	182.06
		Speed (m/s)	12.30	13.95
		Stride length (m)	5.18	5.93
		Stride duration (s)	0.421	0.425
		Stride efficiency (%)	41.93	54.97
		Stride count	38.61	33.72

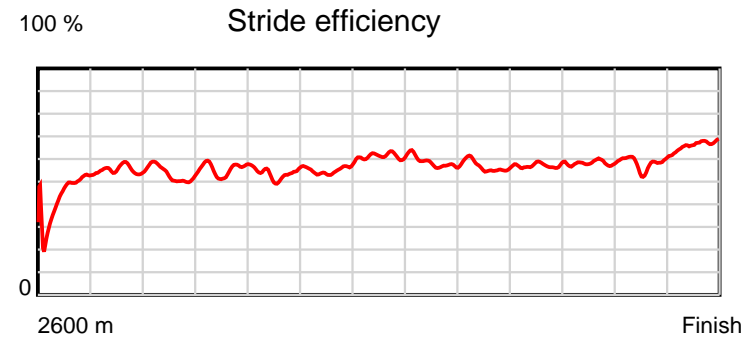
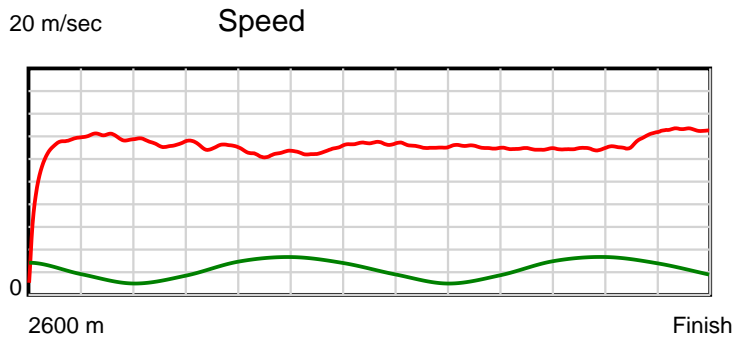
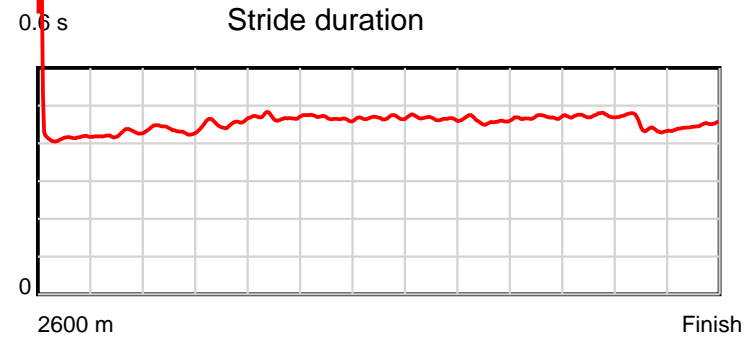
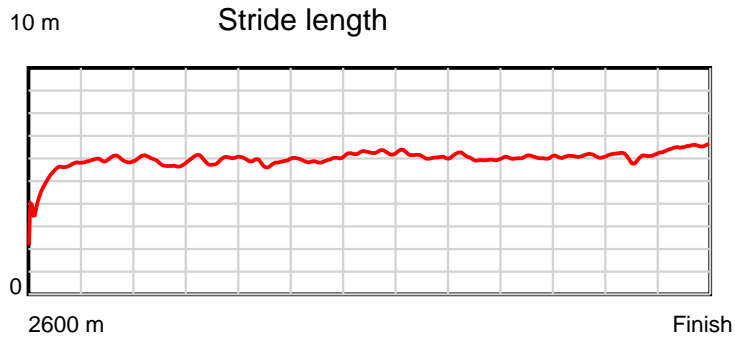
Disclaimer.

HRNZ and NZMTC and Thoroughbred Ratings Pty Ltd accepts no responsibility for the completeness or accuracy of any of the information contained herein, and makes no representations about its suitability for any particular purpose. Users should make their own judgements about those matters and/or seek independent advice. You assume all risks associated with use of the data provided on this page.

Race Results

August 08, 2021, Race 5, POSTER BOY '1.49.1' AT NORTHERN RIVERS EQUINE HANDICAP PACE, Distance 2600m, Addington - Survey 3200m

Result	TAB no.	Horse (Barrier)	2200m to	2000m to	1800m to	1600m to	1400m to	1200m to	1000m to	800m to	600m to	400m to	200m to	Total or	Margin
2nd	5	Woodlea Explor... (6)	2000m	1800m	1600m	1400m	1200m	1000m	800m	600m	400m	200m	WP	Average	
		Position in running (margin)	1(0.0)	1(0.0)	2(0.9)	2(0.9)	2(1.9)	3(2.5)	3(1.1)	4(0.7)	4(1.7)	2(0.5)	2(0.8)		0.70
		Sectional time (s)	15.02	15.27	16.18	15.80	14.99	15.28	15.48	15.60	15.63	14.77	13.70		
		Cumulative time (s)	167.72	152.70	137.43	121.25	105.45	90.46	75.18	59.70	44.10	28.47	13.70	3:18.33	
		Speed (m/s)	13.32	13.10	12.36	12.66	13.34	13.09	12.92	12.82	12.80	13.54	14.60	13.11	
		Stride length (m)	5.80	5.95	5.80	5.92	6.24	6.10	5.95	6.02	6.05	6.09	6.54	5.95	
		Stride duration (s)	0.436	0.454	0.469	0.468	0.468	0.466	0.460	0.469	0.473	0.449	0.448	0.454	
		Stride efficiency (%)	52.61	55.38	52.63	54.73	60.85	58.21	55.34	56.55	57.15	57.87	66.84	55.35	
		Stride count	34.47	33.60	34.46	33.79	32.05	32.77	33.61	33.25	33.07	32.87	30.58	436.85	



Note: Horizontal distance axis grid lines are 200m furlongs.

Disclaimer.

HRNZ and NZMTC and Thoroughbred Ratings Pty Ltd accepts no responsibility for the completeness or accuracy of any of the information contained herein, and makes no representations about its suitability for any particular purpose. Users should make their own judgements about those matters and/or seek independent advice. You assume all risks associated with use of the data provided on this page.



Race Results



August 08, 2021, Race 5, POSTER BOY '1.49.1' AT NORTHERN RIVERS EQUINE HANDICAP PACE, Distance 2600m, Addington - Survey 3200m

Result	TAB no.	Horse (Barrier)	2600 to	2400m to
3rd	12	Stamp Duty(AUS... (13)	2400m	2200m
		Position in running (margin)	-	7(9.9)
		Sectional time (s)	17.82	14.02
		Cumulative time (s)	198.44	180.62
		Speed (m/s)	11.23	14.27
		Stride length (m)	5.24	6.21
		Stride duration (s)	0.425	0.435
		Stride efficiency (%)	42.84	60.25
		Stride count	38.20	32.21

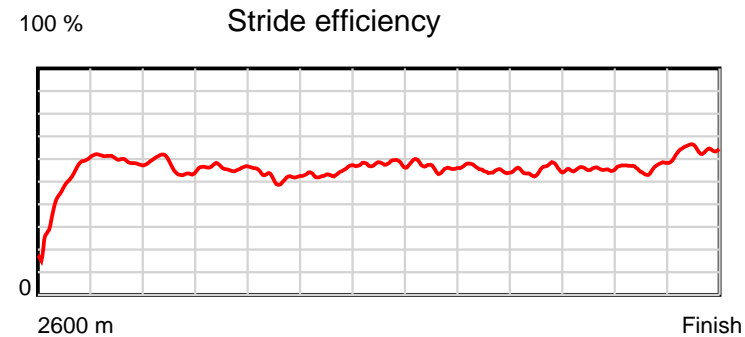
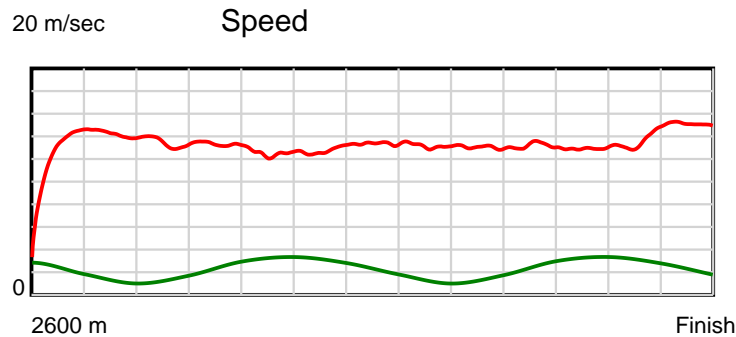
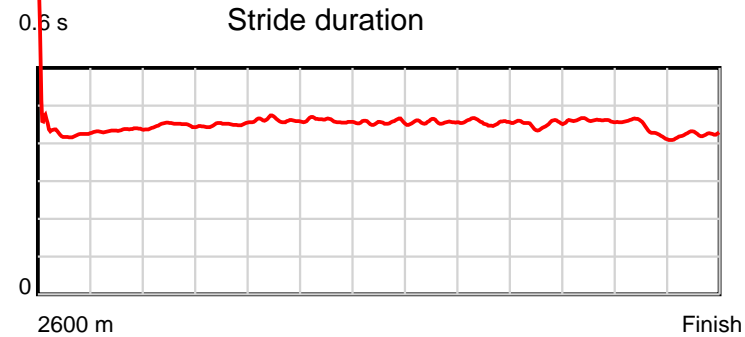
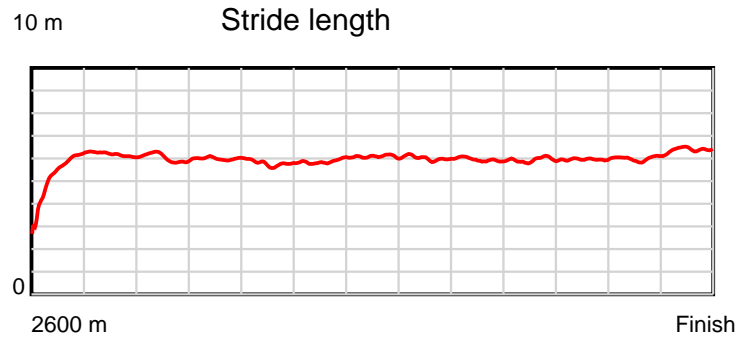
Disclaimer.

HRNZ and NZMTC and Thoroughbred Ratings Pty Ltd accepts no responsibility for the completeness or accuracy of any of the information contained herein, and makes no representations about its suitability for any particular purpose. Users should make their own judgements about those matters and/or seek independent advice. You assume all risks associated with use of the data provided on this page.

Race Results

August 08, 2021, Race 5, POSTER BOY '1.49.1' AT NORTHERN RIVERS EQUINE HANDICAP PACE, Distance 2600m, Addington - Survey 3200m

Result	TAB no.	Horse (Barrier)	2200m to	2000m to	1800m to	1600m to	1400m to	1200m to	1000m to	800m to	600m to	400m to	200m to	Total or	Margin
3rd	12	Stamp Duty(AUS... (13)	2000m	1800m	1600m	1400m	1200m	1000m	800m	600m	400m	200m	WP	Average	
		Position in running (margin)	7(8.0)	7(7.9)	6(7.5)	7(6.9)	8(7.4)	10(8.2)	10(6.6)	10(6.1)	10(5.4)	10(4.0)	6(3.5)		1.30
		Sectional time (s)	15.01	15.05	16.08	15.71	15.03	15.24	15.47	15.32	15.58	14.65	13.46		
		Cumulative time (s)	166.60	151.59	136.54	120.46	104.75	89.72	74.48	59.01	43.69	28.11	13.46	3:18.44	
		Speed (m/s)	13.32	13.29	12.44	12.73	13.31	13.12	12.93	13.05	12.84	13.65	14.86	13.10	
		Stride length (m)	5.97	5.98	5.74	5.86	6.06	5.99	5.89	5.88	5.92	6.01	6.30	5.92	
		Stride duration (s)	0.448	0.450	0.462	0.460	0.455	0.456	0.456	0.451	0.462	0.440	0.424	0.452	
		Stride efficiency (%)	55.75	55.81	51.56	53.72	57.41	56.02	54.22	54.11	54.82	56.48	62.00	54.71	
		Stride count	33.48	33.47	34.82	34.11	33.00	33.40	33.95	33.99	33.77	33.27	31.75	439.42	



Note: Horizontal distance axis grid lines are 200m furlongs.

Disclaimer.

HRNZ and NZMTC and Thoroughbred Ratings Pty Ltd accepts no responsibility for the completeness or accuracy of any of the information contained herein, and makes no representations about its suitability for any particular purpose. Users should make their own judgements about those matters and/or seek independent advice. You assume all risks associated with use of the data provided on this page.



Race Results



August 08, 2021, Race 5, POSTER BOY '1.49.1' AT NORTHERN RIVERS EQUINE HANDICAP PACE, Distance 2600m, Addington - Survey 3200m

Result	TAB no.	Horse (Barrier)	2600 to	2400m to
4th	15	Takemybreathaw... (4)	2400m	2200m
		Position in running (margin)	-	9(12.6)
		Sectional time (s)	18.20	14.36
		Cumulative time (s)	198.54	180.34
		Speed (m/s)	10.99	13.93
		Stride length (m)	5.24	5.76
		Stride duration (s)	0.400	0.413
		Stride efficiency (%)	42.86	51.79
		Stride count	38.19	34.74

Disclaimer.

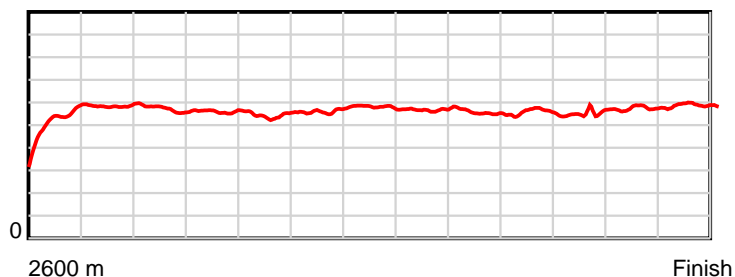
HRNZ and NZMTC and Thoroughbred Ratings Pty Ltd accepts no responsibility for the completeness or accuracy of any of the information contained herein, and makes no representations about its suitability for any particular purpose. Users should make their own judgements about those matters and/or seek independent advice. You assume all risks associated with use of the data provided on this page.

Race Results

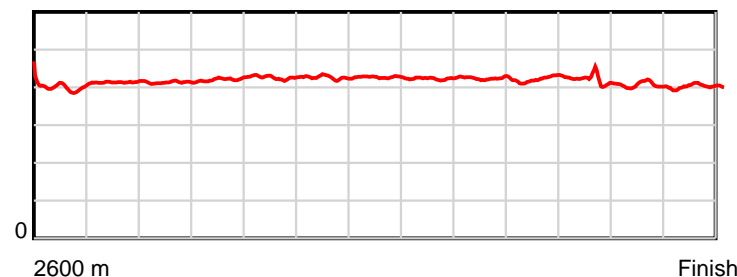
August 08, 2021, Race 5, POSTER BOY '1.49.1' AT NORTHERN RIVERS EQUINE HANDICAP PACE, Distance 2600m, Addington - Survey 3200m

Result	TAB no.	Horse (Barrier)	2200m to	2000m to	1800m to	1600m to	1400m to	1200m to	1000m to	800m to	600m to	400m to	200m to	Total or	Margin
4th	15	Takemybreathaw... (4)	2000m	1800m	1600m	1400m	1200m	1000m	800m	600m	400m	200m	WP	Average	
		Position in running (margin)	10(12.7)	10(11.2)	10(11.1)	10(9.9)	9(8.4)	8(7.8)	9(5.6)	9(6.0)	8(4.7)	8(3.7)	4(2.1)		1.90
		Sectional time (s)	14.77	15.11	15.98	15.37	14.80	15.14	15.62	15.21	15.66	14.46	13.86		
		Cumulative time (s)	165.98	151.21	136.10	120.12	104.75	89.95	74.81	59.19	43.98	28.32	13.86	3:18.54	
		Speed (m/s)	13.54	13.24	12.52	13.01	13.51	13.21	12.80	13.15	12.77	13.83	14.43	13.10	
		Stride length (m)	5.60	5.58	5.33	5.54	5.77	5.59	5.42	5.55	5.33	5.59	5.81	5.54	
		Stride duration (s)	0.413	0.421	0.426	0.426	0.427	0.423	0.423	0.422	0.418	0.405	0.403	0.423	
		Stride efficiency (%)	48.94	48.58	44.45	48.02	52.01	48.85	45.96	48.14	44.46	48.91	52.80	48.00	
		Stride count	35.74	35.87	37.50	36.08	34.67	35.77	36.88	36.03	37.49	35.75	34.41	469.12	

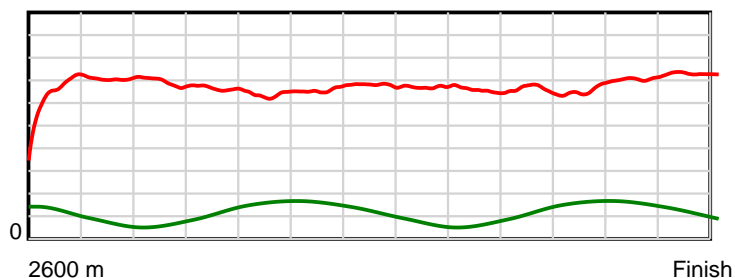
10 m Stride length



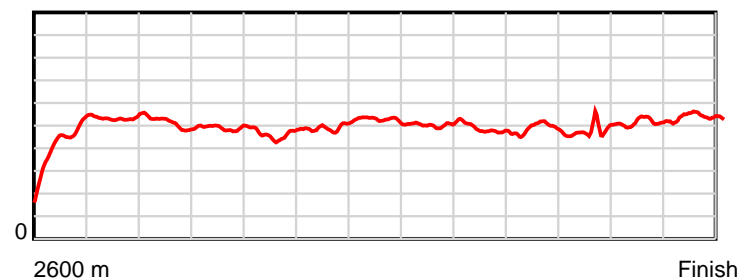
0.6 s Stride duration



20 m/sec Speed



100 % Stride efficiency



Note: Horizontal distance axis grid lines are 200m furlongs.

Disclaimer.

HRNZ and NZMTC and Thoroughbred Ratings Pty Ltd accepts no responsibility for the completeness or accuracy of any of the information contained herein, and makes no representations about its suitability for any particular purpose. Users should make their own judgements about those matters and/or seek independent advice. You assume all risks associated with use of the data provided on this page.



Race Results



August 08, 2021, Race 5, POSTER BOY '1.49.1' AT NORTHERN RIVERS EQUINE HANDICAP PACE, Distance 2600m, Addington - Survey 3200m

Result	TAB no.	Horse (Barrier)	2600 to	2400m to
5th	1	Don't Write Me... (2)	2400m	2200m
		Position in running (margin)	-	4(2.3)
		Sectional time (s)	16.67	14.31
		Cumulative time (s)	198.82	182.15
		Speed (m/s)	12.00	13.98
		Stride length (m)	5.80	6.45
		Stride duration (s)	0.469	0.462
		Stride efficiency (%)	52.63	65.04
		Stride count	34.46	31.00

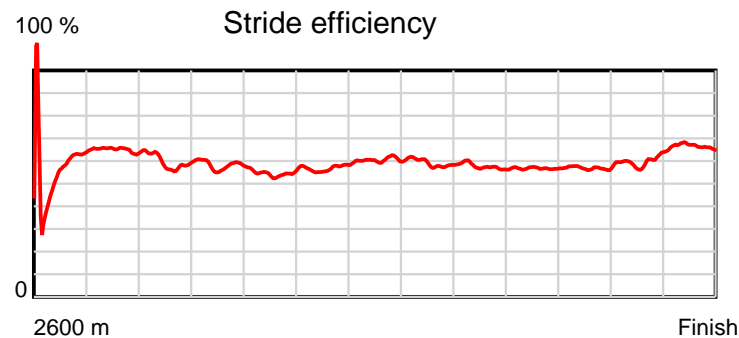
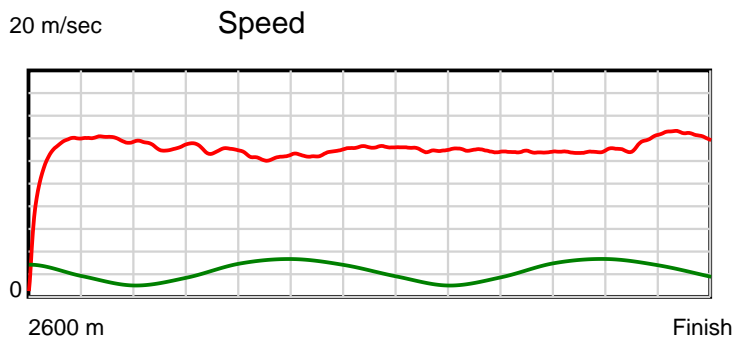
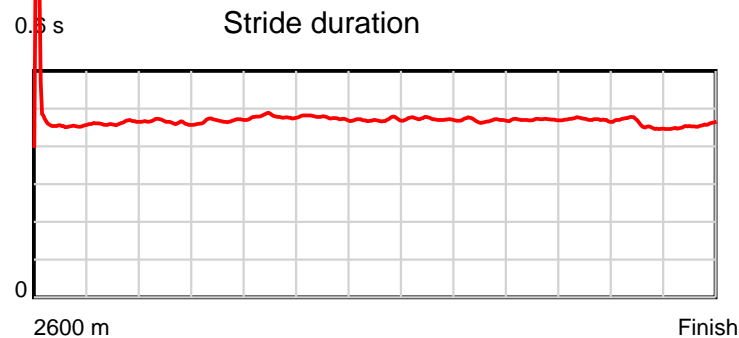
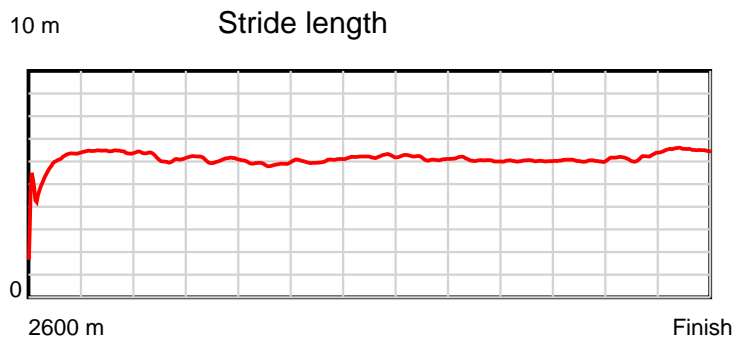
Disclaimer.

HRNZ and NZMTC and Thoroughbred Ratings Pty Ltd accepts no responsibility for the completeness or accuracy of any of the information contained herein, and makes no representations about its suitability for any particular purpose. Users should make their own judgements about those matters and/or seek independent advice. You assume all risks associated with use of the data provided on this page.

Race Results

August 08, 2021, Race 5, POSTER BOY '1.49.1' AT NORTHERN RIVERS EQUINE HANDICAP PACE, Distance 2600m, Addington - Survey 3200m

Result	TAB no.	Horse (Barrier)	2200m to	2000m to	1800m to	1600m to	1400m to	1200m to	1000m to	800m to	600m to	400m to	200m to	Total or	Margin
5th	1	Don't Write Me... (2)	2000m	1800m	1600m	1400m	1200m	1000m	800m	600m	400m	200m	WP	Average	
		Position in running (margin)	3(2.2)	3(2.4)	3(3.4)	3(3.3)	4(3.7)	5(4.5)	6(3.4)	6(2.5)	6(3.6)	7(2.4)	5(2.7)		3.40
		Sectional time (s)	15.06	15.28	16.17	15.69	15.03	15.33	15.40	15.61	15.64	14.78	13.85		
		Cumulative time (s)	167.84	152.78	137.50	121.33	105.64	90.61	75.28	59.88	44.27	28.63	13.85	3:18.82	
		Speed (m/s)	13.28	13.09	12.37	12.75	13.31	13.05	12.99	12.81	12.79	13.53	14.44	13.08	
		Stride length (m)	6.17	6.12	5.93	6.07	6.25	6.17	6.09	6.03	6.03	6.22	6.56	6.14	
		Stride duration (s)	0.464	0.468	0.479	0.476	0.470	0.473	0.469	0.471	0.471	0.459	0.455	0.469	
		Stride efficiency (%)	59.40	58.60	54.87	57.52	61.14	59.44	57.89	56.86	56.77	60.38	67.32	58.89	
		Stride count	32.44	32.66	33.75	32.96	31.97	32.43	32.86	33.16	33.18	32.18	30.47	423.52	



Note: Horizontal distance axis grid lines are 200m furlongs.

Disclaimer.

HRNZ and NZMTC and Thoroughbred Ratings Pty Ltd accepts no responsibility for the completeness or accuracy of any of the information contained herein, and makes no representations about its suitability for any particular purpose. Users should make their own judgements about those matters and/or seek independent advice. You assume all risks associated with use of the data provided on this page.



Race Results



August 08, 2021, Race 5, POSTER BOY '1.49.1' AT NORTHERN RIVERS EQUINE HANDICAP PACE, Distance 2600m, Addington - Survey 3200m

Result	TAB no.	Horse (Barrier)	2600 to	2400m to
6th	14	Pay Me Visa (3)	2400m	2200m
		Position in running (margin)	-	11(13.6)
		Sectional time (s)	18.47	14.02
		Cumulative time (s)	199.24	180.77
		Speed (m/s)	10.83	14.27
		Stride length (m)	5.69	6.22
		Stride duration (s)	0.426	0.436
		Stride efficiency (%)	50.53	60.50
		Stride count	35.17	32.14

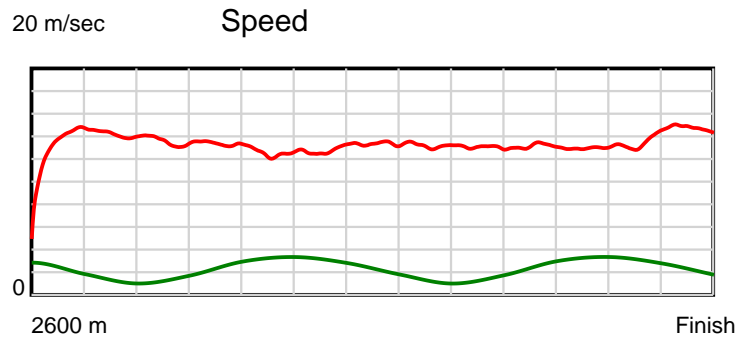
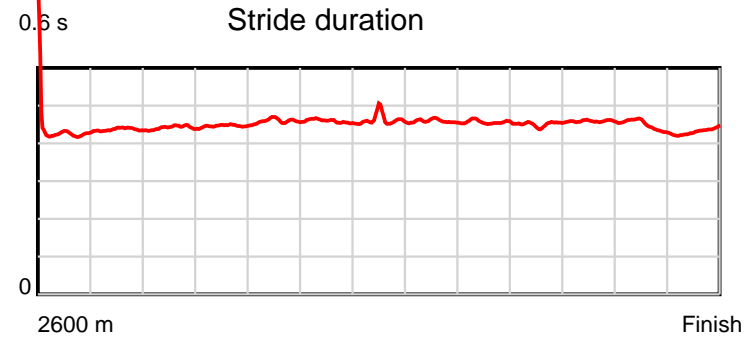
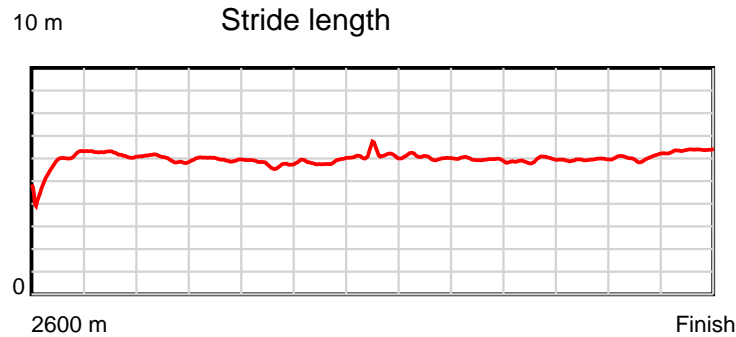
Disclaimer.

HRNZ and NZMTC and Thoroughbred Ratings Pty Ltd accepts no responsibility for the completeness or accuracy of any of the information contained herein, and makes no representations about its suitability for any particular purpose. Users should make their own judgements about those matters and/or seek independent advice. You assume all risks associated with use of the data provided on this page.

Race Results

August 08, 2021, Race 5, POSTER BOY '1.49.1' AT NORTHERN RIVERS EQUINE HANDICAP PACE, Distance 2600m, Addington - Survey 3200m

Result	TAB no.	Horse (Barrier)	2200m to	2000m to	1800m to	1600m to	1400m to	1200m to	1000m to	800m to	600m to	400m to	200m to	Total or	Margin
6th	14	Pay Me Visa (3)	2000m	1800m	1600m	1400m	1200m	1000m	800m	600m	400m	200m	WP	Average	
		Position in running (margin)	9(11.7)	9(10.8)	9(9.9)	9(8.9)	10(9.7)	12(10.5)	12(8.9)	12(8.2)	12(7.2)	12(5.9)	8(6.5)		5.80
		Sectional time (s)	14.86	14.97	16.02	15.75	15.03	15.24	15.44	15.27	15.60	14.84	13.73		
		Cumulative time (s)	166.75	151.89	136.92	120.90	105.15	90.12	74.88	59.44	44.17	28.57	13.73	3:19.24	
		Speed (m/s)	13.46	13.36	12.48	12.70	13.31	13.12	12.95	13.10	12.82	13.48	14.57	13.05	
		Stride length (m)	5.94	5.96	5.73	5.83	6.12	6.03	5.91	5.91	5.88	6.03	6.30	5.96	
		Stride duration (s)	0.441	0.446	0.459	0.459	0.460	0.459	0.456	0.451	0.459	0.448	0.433	0.457	
		Stride efficiency (%)	55.11	55.56	51.31	53.10	58.62	56.74	54.59	54.61	54.01	56.89	62.06	55.53	
		Stride count	33.68	33.54	34.90	34.31	32.65	33.19	33.84	33.83	34.02	33.15	31.74	436.16	



Note: Horizontal distance axis grid lines are 200m furlongs.

Disclaimer.

HRNZ and NZMTC and Thoroughbred Ratings Pty Ltd accepts no responsibility for the completeness or accuracy of any of the information contained herein, and makes no representations about its suitability for any particular purpose. Users should make their own judgements about those matters and/or seek independent advice. You assume all risks associated with use of the data provided on this page.



Race Results



August 08, 2021, Race 5, POSTER BOY '1.49.1' AT NORTHERN RIVERS EQUINE HANDICAP PACE, Distance 2600m, Addington - Survey 3200m

Result	TAB no.	Horse (Barrier)	2600 to	2400m to
7th	9	Brother John (10)	2400m	2200m
		Position in running (margin)	-	3(2.2)
		Sectional time (s)	16.69	14.52
		Cumulative time (s)	199.31	182.62
		Speed (m/s)	11.99	13.77
		Stride length (m)	5.14	5.64
		Stride duration (s)	0.423	0.410
		Stride efficiency (%)	41.32	49.79
		Stride count	38.89	35.43

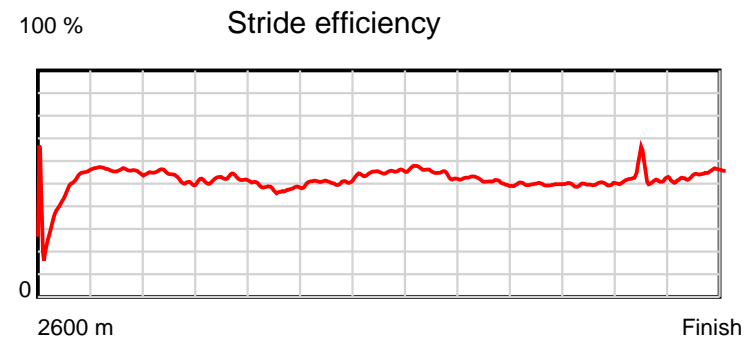
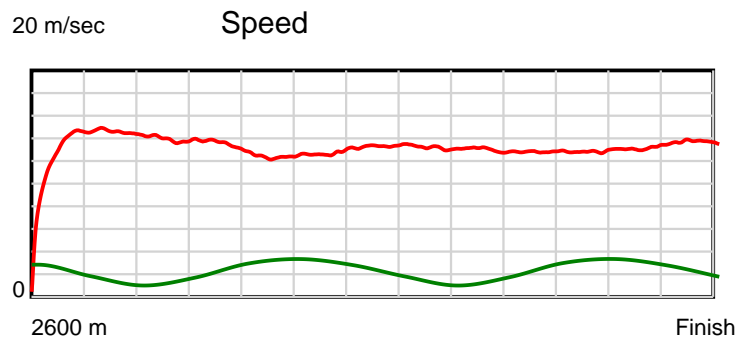
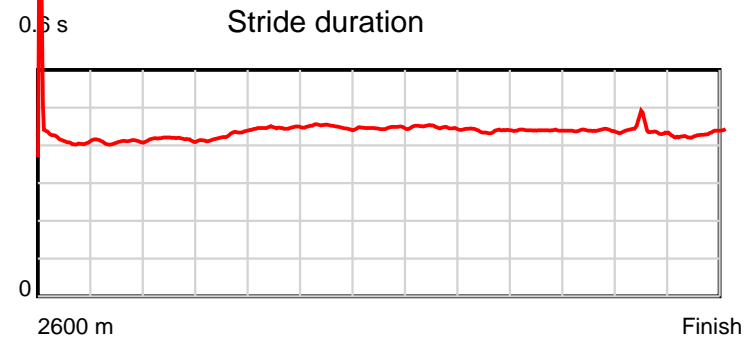
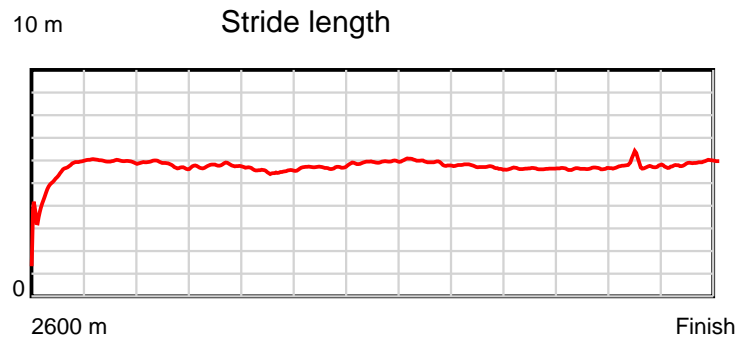
Disclaimer.

HRNZ and NZMTC and Thoroughbred Ratings Pty Ltd accepts no responsibility for the completeness or accuracy of any of the information contained herein, and makes no representations about its suitability for any particular purpose. Users should make their own judgements about those matters and/or seek independent advice. You assume all risks associated with use of the data provided on this page.

Race Results

August 08, 2021, Race 5, POSTER BOY '1.49.1' AT NORTHERN RIVERS EQUINE HANDICAP PACE, Distance 2600m, Addington - Survey 3200m

Result	TAB no.	Horse (Barrier)	2200m to	2000m to	1800m to	1600m to	1400m to	1200m to	1000m to	800m to	600m to	400m to	200m to	Total or	Margin
7th	9	Brother John (10)	2000m	1800m	1600m	1400m	1200m	1000m	800m	600m	400m	200m	WP	Average	
		Position in running (margin)	4(3.2)	2(2.1)	1(0.0)	1(0.0)	1(0.0)	1(0.0)	2(0.4)	2(0.1)	2(0.8)	1(0.0)	3(1.1)		6.20
		Sectional time (s)	14.83	14.77	16.18	15.62	14.89	15.58	15.51	15.55	15.70	14.91	14.56		
		Cumulative time (s)	168.10	153.27	138.50	122.32	106.70	91.81	76.23	60.72	45.17	29.47	14.56	3:19.31	
		Speed (m/s)	13.49	13.54	12.36	12.80	13.43	12.84	12.89	12.86	12.74	13.41	13.74	13.05	
		Stride length (m)	5.62	5.79	5.52	5.76	5.99	5.75	5.66	5.66	5.59	5.90	5.91	5.68	
		Stride duration (s)	0.417	0.428	0.447	0.449	0.446	0.448	0.439	0.440	0.439	0.440	0.430	0.435	
		Stride efficiency (%)	49.36	52.43	47.61	51.77	56.12	51.62	50.05	50.02	48.81	54.37	54.57	50.40	
		Stride count	35.59	34.53	36.23	34.75	33.37	34.80	35.34	35.35	35.79	33.91	33.84	457.82	



Note: Horizontal distance axis grid lines are 200m furlongs.

Disclaimer.

HRNZ and NZMTC and Thoroughbred Ratings Pty Ltd accepts no responsibility for the completeness or accuracy of any of the information contained herein, and makes no representations about its suitability for any particular purpose. Users should make their own judgements about those matters and/or seek independent advice. You assume all risks associated with use of the data provided on this page.



Race Results



August 08, 2021, Race 5, POSTER BOY '1.49.1' AT NORTHERN RIVERS EQUINE HANDICAP PACE, Distance 2600m, Addington - Survey 3200m

Result	TAB no.	Horse (Barrier)	2600 to	2400m to
8th	8	Flamboyant (9)	2400m	2200m
		Position in running (margin)	-	6(5.5)
		Sectional time (s)	17.17	14.36
		Cumulative time (s)	199.80	182.63
		Speed (m/s)	11.65	13.93
		Stride length (m)	7.98	6.16
		Stride duration (s)	0.670	0.443
		Stride efficiency (%)	99.56	59.38
		Stride count	25.06	32.44

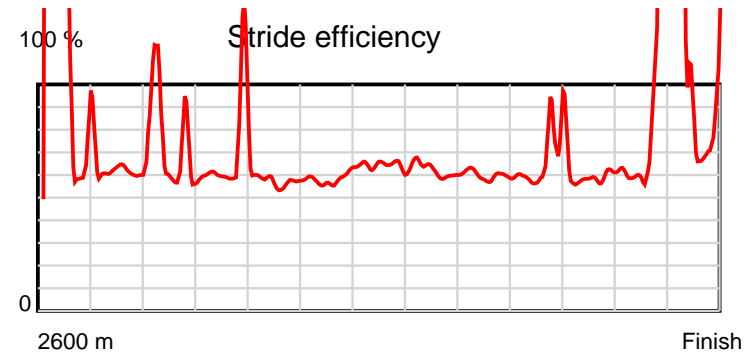
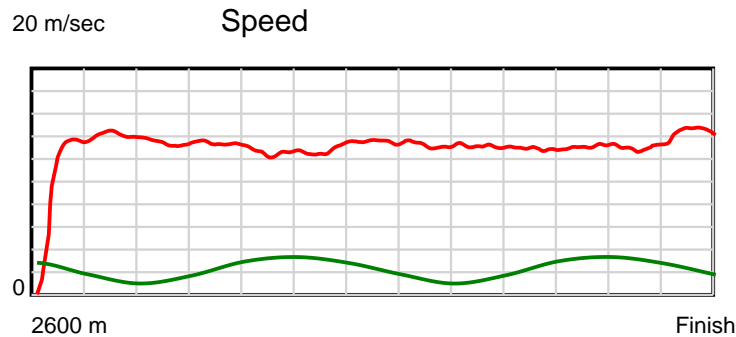
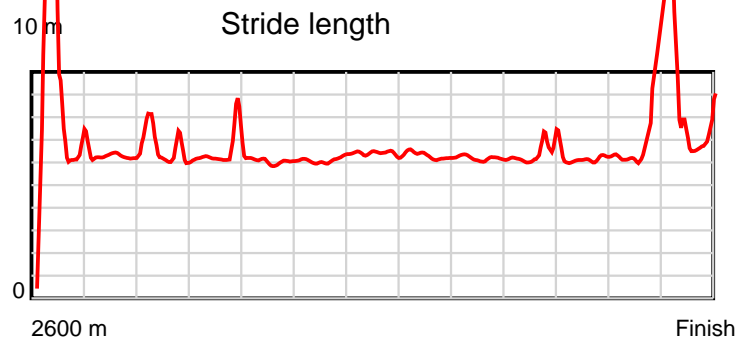
Disclaimer.

HRNZ and NZMTC and Thoroughbred Ratings Pty Ltd accepts no responsibility for the completeness or accuracy of any of the information contained herein, and makes no representations about its suitability for any particular purpose. Users should make their own judgements about those matters and/or seek independent advice. You assume all risks associated with use of the data provided on this page.

Race Results

August 08, 2021, Race 5, POSTER BOY '1.49.1' AT NORTHERN RIVERS EQUINE HANDICAP PACE, Distance 2600m, Addington - Survey 3200m

Result	TAB no.	Horse (Barrier)	2200m to	2000m to	1800m to	1600m to	1400m to	1200m to	1000m to	800m to	600m to	400m to	200m to	Total or	Margin
8th	8	Flamboyant (9)	2000m	1800m	1600m	1400m	1200m	1000m	800m	600m	400m	200m	WP	Average	
		Position in running (margin)	6(5.6)	5(5.6)	5(5.6)	5(4.7)	6(5.5)	7(6.3)	8(4.6)	7(4.3)	9(5.4)	9(3.8)	12(8.8)		8.90
		Sectional time (s)	15.02	15.11	16.04	15.76	15.01	15.24	15.49	15.61	15.56	15.57	13.86		
		Cumulative time (s)	168.27	153.25	138.14	122.10	106.34	91.33	76.09	60.60	44.99	29.43	13.86	3:19.80	
		Speed (m/s)	13.32	13.24	12.47	12.69	13.32	13.12	12.91	12.81	12.85	12.85	14.43	13.01	
		Stride length (m)	6.34	6.38	5.99	6.07	6.31	6.25	6.08	6.24	6.01	6.95	7.40	6.43	
		Stride duration (s)	0.476	0.482	0.481	0.478	0.474	0.476	0.471	0.487	0.468	0.541	0.513	0.494	
		Stride efficiency (%)	62.75	63.59	56.15	57.53	62.22	61.00	57.74	60.79	56.52	75.49	85.65	64.57	
		Stride count	31.56	31.35	33.37	32.96	31.70	32.01	32.90	32.07	33.26	28.77	27.01	404.46	



Note: Horizontal distance axis grid lines are 200m furlongs.

Disclaimer.

HRNZ and NZMTC and Thoroughbred Ratings Pty Ltd accepts no responsibility for the completeness or accuracy of any of the information contained herein, and makes no representations about its suitability for any particular purpose. Users should make their own judgements about those matters and/or seek independent advice. You assume all risks associated with use of the data provided on this page.



Race Results



August 08, 2021, Race 5, POSTER BOY '1.49.1' AT NORTHERN RIVERS EQUINE HANDICAP PACE, Distance 2600m, Addington - Survey 3200m

Result	TAB no.	Horse (Barrier)	2600 to	2400m to
9th	13	Sister's Delig... (1)	2400m	2200m
		Position in running (margin)	-	13(15.4)
		Sectional time (s)	18.77	14.19
		Cumulative time (s)	200.37	181.60
		Speed (m/s)	10.66	14.09
		Stride length (m)	5.16	5.81
		Stride duration (s)	0.402	0.413
		Stride efficiency (%)	41.54	52.83
		Stride count	38.79	34.40

Disclaimer.

HRNZ and NZMTC and Thoroughbred Ratings Pty Ltd accepts no responsibility for the completeness or accuracy of any of the information contained herein, and makes no representations about its suitability for any particular purpose. Users should make their own judgements about those matters and/or seek independent advice. You assume all risks associated with use of the data provided on this page.

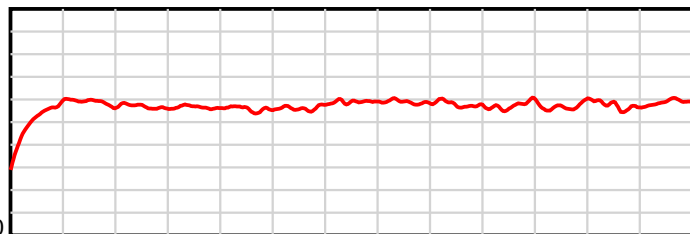
Race Results

August 08, 2021, Race 5, POSTER BOY '1.49.1' AT NORTHERN RIVERS EQUINE HANDICAP PACE, Distance 2600m, Addington - Survey 3200m

Result	TAB no.	Horse (Barrier)	2200m to	2000m to	1800m to	1600m to	1400m to	1200m to	1000m to	800m to	600m to	400m to	200m to	Total or	Margin
9th	13	Sister's Delig... (1)	2000m	1800m	1600m	1400m	1200m	1000m	800m	600m	400m	200m	WP	Average	
		Position in running (margin)	11(14.5)	12(13.5)	11(12.7)	11(10.5)	12(11.1)	13(11.7)	13(9.3)	13(9.6)	13(8.2)	13(5.9)	13(10.0)		12.00
		Sectional time (s)	14.86	14.98	15.81	15.72	15.00	15.12	15.60	15.19	15.45	15.41	14.27		
		Cumulative time (s)	167.41	152.55	137.57	121.76	106.04	91.04	75.92	60.32	45.13	29.68	14.27	3:20.37	
		Speed (m/s)	13.46	13.35	12.65	12.72	13.33	13.23	12.82	13.17	12.94	12.98	14.02	12.98	
		Stride length (m)	5.63	5.65	5.57	5.60	5.87	5.76	5.64	5.73	5.61	5.63	5.92	5.65	
		Stride duration (s)	0.418	0.423	0.440	0.440	0.440	0.436	0.440	0.435	0.433	0.434	0.423	0.436	
		Stride efficiency (%)	49.55	49.84	48.44	49.01	53.76	51.91	49.76	51.35	49.09	49.51	54.83	49.95	
		Stride count	35.52	35.41	35.92	35.71	34.10	34.70	35.44	34.89	35.68	35.53	33.76	459.85	

10 m

Stride length

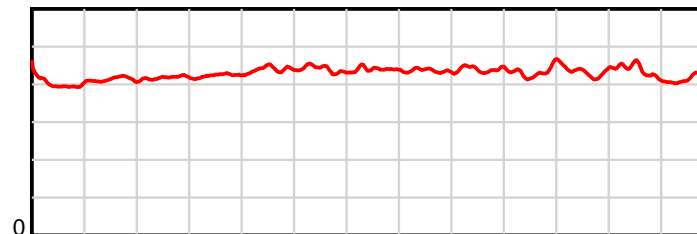


2600 m

Finish

0.6 s

Stride duration

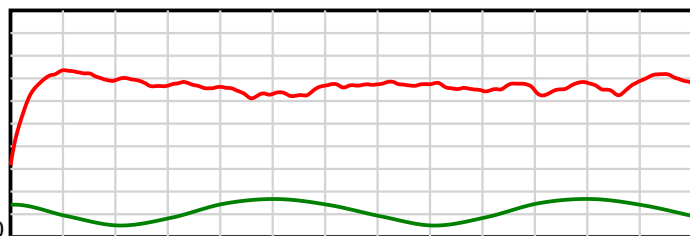


2600 m

Finish

20 m/sec

Speed

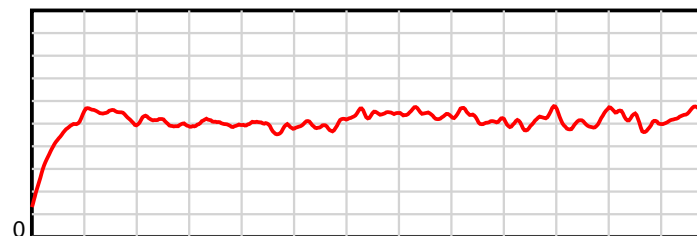


2600 m

Finish

100 %

Stride efficiency



2600 m

Finish

Note: Horizontal distance axis grid lines are 200m furlongs.

Disclaimer.

HRNZ and NZMTC and Thoroughbred Ratings Pty Ltd accepts no responsibility for the completeness or accuracy of any of the information contained herein, and makes no representations about its suitability for any particular purpose. Users should make their own judgements about those matters and/or seek independent advice. You assume all risks associated with use of the data provided on this page.



Race Results



August 08, 2021, Race 5, POSTER BOY '1.49.1' AT NORTHERN RIVERS EQUINE HANDICAP PACE, Distance 2600m, Addington - Survey 3200m

Result	TAB no.	Horse (Barrier)	2600 to	2400m to
10th	11	My Mate Ben (12)	2400m	2200m
		Position in running (margin)	-	10(13.2)
		Sectional time (s)	18.29	15.15
		Cumulative time (s)	200.60	182.31
		Speed (m/s)	10.94	13.20
		Stride length (m)	4.95	5.59
		Stride duration (s)	0.448	0.424
		Stride efficiency (%)	38.32	48.91
		Stride count	40.39	35.75

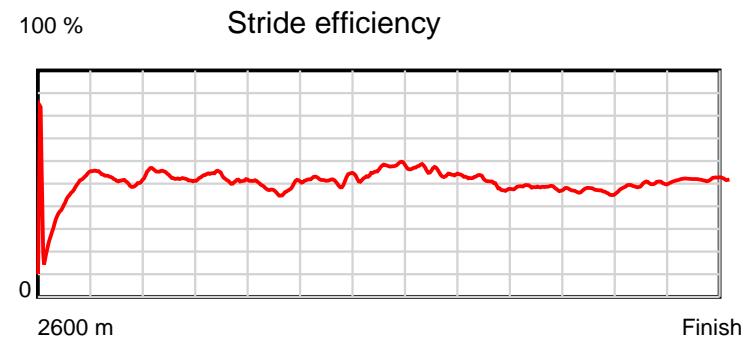
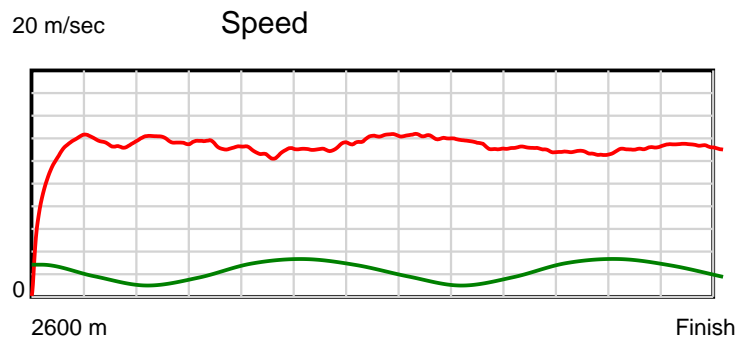
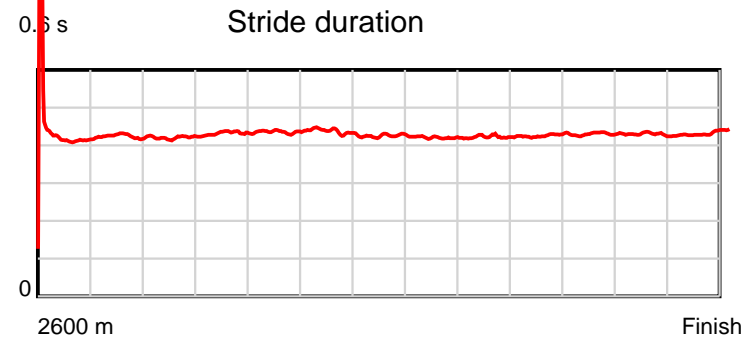
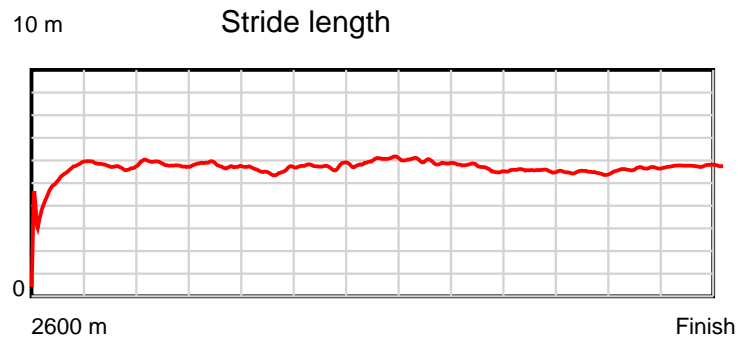
Disclaimer.

HRNZ and NZMTC and Thoroughbred Ratings Pty Ltd accepts no responsibility for the completeness or accuracy of any of the information contained herein, and makes no representations about its suitability for any particular purpose. Users should make their own judgements about those matters and/or seek independent advice. You assume all risks associated with use of the data provided on this page.

Race Results

August 08, 2021, Race 5, POSTER BOY '1.49.1' AT NORTHERN RIVERS EQUINE HANDICAP PACE, Distance 2600m, Addington - Survey 3200m

Result	TAB no.	Horse (Barrier)	2200m to	2000m to	1800m to	1600m to	1400m to	1200m to	1000m to	800m to	600m to	400m to	200m to	Total or	Margin
10th	11	My Mate Ben (12)	2000m	1800m	1600m	1400m	1200m	1000m	800m	600m	400m	200m	WP	Average	
		Position in running (margin)	13(18.0)	13(15.4)	13(14.6)	13(13.5)	13(12.4)	9(8.0)	5(2.4)	3(0.2)	1(0.0)	6(2.4)	11(8.2)		13.30
		Sectional time (s)	14.59	14.98	15.99	15.44	14.16	14.58	15.19	15.39	16.22	15.70	14.92		
		Cumulative time (s)	167.16	152.57	137.59	121.60	106.16	92.00	77.42	62.23	46.84	30.62	14.92	3:20.60	
		Speed (m/s)	13.71	13.35	12.51	12.95	14.12	13.72	13.17	13.00	12.33	12.74	13.40	12.96	
		Stride length (m)	5.77	5.76	5.45	5.66	5.99	5.77	5.55	5.53	5.30	5.47	5.80	5.57	
		Stride duration (s)	0.421	0.431	0.436	0.437	0.425	0.420	0.422	0.426	0.430	0.429	0.433	0.430	
		Stride efficiency (%)	51.96	51.78	46.42	50.10	56.15	51.98	48.17	47.87	43.86	46.74	52.66	48.53	
		Stride count	34.68	34.75	36.69	35.32	33.36	34.68	36.02	36.13	37.75	36.57	34.45	466.54	



Note: Horizontal distance axis grid lines are 200m furlongs.

Disclaimer.

HRNZ and NZMTC and Thoroughbred Ratings Pty Ltd accepts no responsibility for the completeness or accuracy of any of the information contained herein, and makes no representations about its suitability for any particular purpose. Users should make their own judgements about those matters and/or seek independent advice. You assume all risks associated with use of the data provided on this page.



Race Results



August 08, 2021, Race 5, POSTER BOY '1.49.1' AT NORTHERN RIVERS EQUINE HANDICAP PACE, Distance 2600m, Addington - Survey 3200m

Result	TAB no.	Horse (Barrier)	2600 to	2400m to
11th	10	Sky Vale (11)	2400m	2200m
		Position in running (margin)	-	12(14.4)
		Sectional time (s)	18.85	14.43
		Cumulative time (s)	201.17	182.32
		Speed (m/s)	10.61	13.86
		Stride length (m)	4.84	6.32
		Stride duration (s)	0.449	0.456
		Stride efficiency (%)	36.65	62.45
		Stride count	41.30	31.64

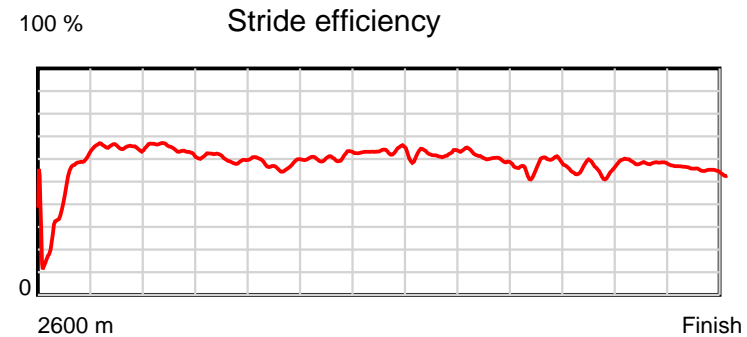
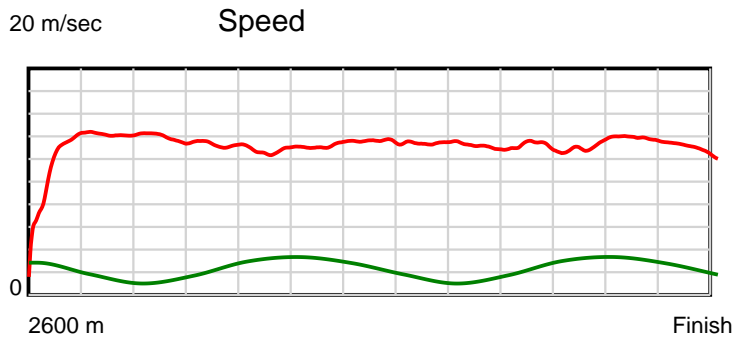
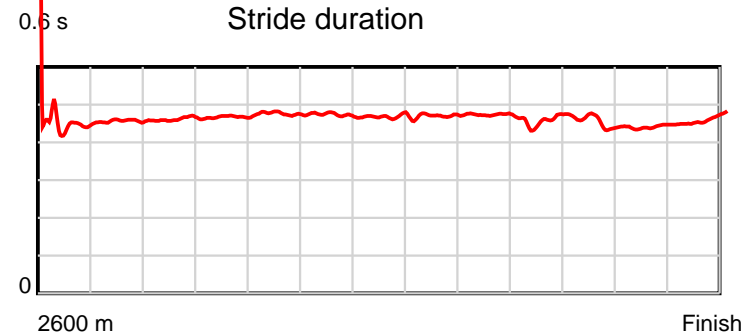
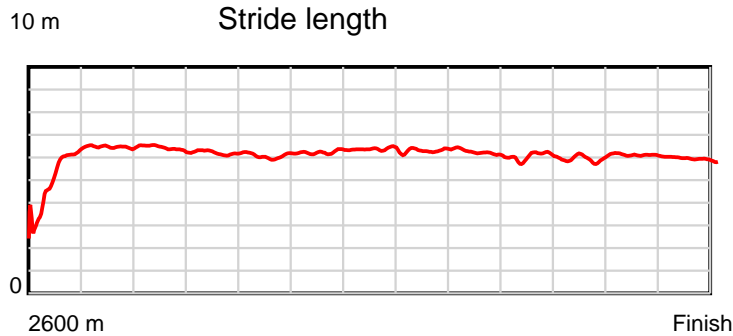
Disclaimer.

HRNZ and NZMTC and Thoroughbred Ratings Pty Ltd accepts no responsibility for the completeness or accuracy of any of the information contained herein, and makes no representations about its suitability for any particular purpose. Users should make their own judgements about those matters and/or seek independent advice. You assume all risks associated with use of the data provided on this page.

Race Results

August 08, 2021, Race 5, POSTER BOY '1.49.1' AT NORTHERN RIVERS EQUINE HANDICAP PACE, Distance 2600m, Addington - Survey 3200m

Result	TAB no.	Horse (Barrier)	2200m to	2000m to	1800m to	1600m to	1400m to	1200m to	1000m to	800m to	600m to	400m to	200m to	Total or	Margin
11th	10	Sky Vale (11)	2000m	1800m	1600m	1400m	1200m	1000m	800m	600m	400m	200m	WP	Average	
		Position in running (margin)	12(15.0)	11(13.1)	12(12.9)	12(11.5)	11(10.2)	11(9.1)	11(7.2)	11(7.9)	11(6.5)	11(5.2)	9(6.6)		16.50
		Sectional time (s)	14.71	15.08	15.94	15.40	14.72	15.20	15.67	15.19	15.61	14.97	15.40		
		Cumulative time (s)	167.89	153.18	138.10	122.16	106.76	92.04	76.84	61.17	45.98	30.37	15.40	3:21.17	
		Speed (m/s)	13.60	13.26	12.55	12.99	13.59	13.16	12.76	13.17	12.81	13.36	12.99	12.92	
		Stride length (m)	6.28	6.19	5.97	6.15	6.36	6.19	6.03	6.05	5.81	5.90	6.00	5.98	
		Stride duration (s)	0.462	0.467	0.476	0.474	0.468	0.471	0.472	0.459	0.453	0.442	0.462	0.463	
		Stride efficiency (%)	61.55	59.88	55.71	59.09	63.17	59.95	56.75	57.15	52.69	54.44	56.29	55.88	
		Stride count	31.87	32.31	33.50	32.52	31.46	32.29	33.19	33.07	34.44	33.88	33.32	434.79	



Note: Horizontal distance axis grid lines are 200m furlongs.

Disclaimer.

HRNZ and NZMTC and Thoroughbred Ratings Pty Ltd accepts no responsibility for the completeness or accuracy of any of the information contained herein, and makes no representations about its suitability for any particular purpose. Users should make their own judgements about those matters and/or seek independent advice. You assume all risks associated with use of the data provided on this page.



Race Results



August 08, 2021, Race 5, POSTER BOY '1.49.1' AT NORTHERN RIVERS EQUINE HANDICAP PACE, Distance 2600m, Addington - Survey 3200m

Result	TAB no.	Horse (Barrier)	2600 to	2400m to
12th	6	Kennedy (7)	2400m	2200m
		Position in running (margin)	-	2(2.1)
		Sectional time (s)	16.60	14.24
		Cumulative time (s)	201.42	184.82
		Speed (m/s)	12.05	14.04
		Stride length (m)	5.36	6.11
		Stride duration (s)	0.442	0.435
		Stride efficiency (%)	44.97	58.36
		Stride count	37.28	32.73

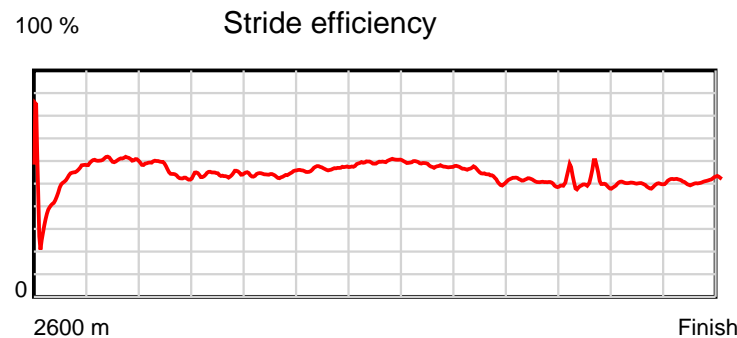
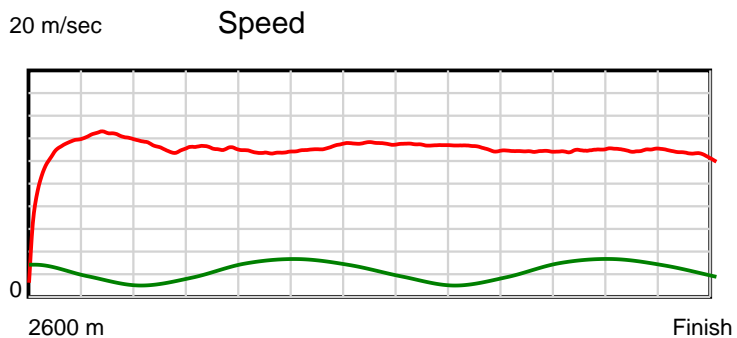
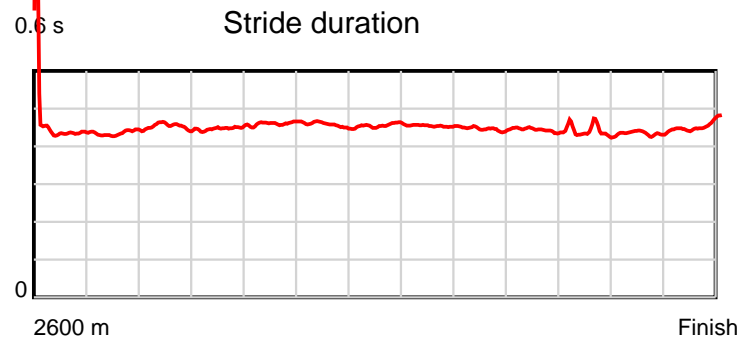
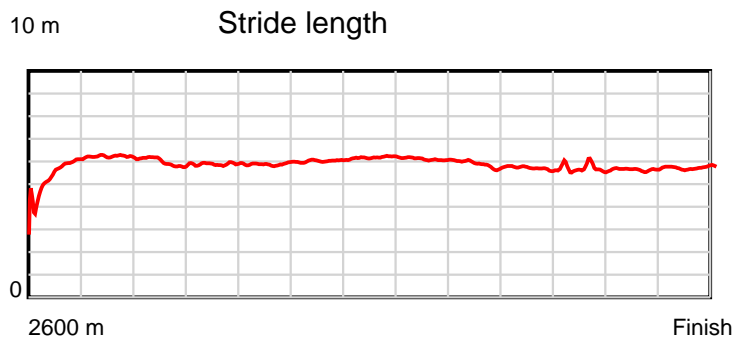
Disclaimer.

HRNZ and NZMTC and Thoroughbred Ratings Pty Ltd accepts no responsibility for the completeness or accuracy of any of the information contained herein, and makes no representations about its suitability for any particular purpose. Users should make their own judgements about those matters and/or seek independent advice. You assume all risks associated with use of the data provided on this page.

Race Results

August 08, 2021, Race 5, POSTER BOY '1.49.1' AT NORTHERN RIVERS EQUINE HANDICAP PACE, Distance 2600m, Addington - Survey 3200m

Result	TAB no.	Horse (Barrier)	2200m to	2000m to	1800m to	1600m to	1400m to	1200m to	1000m to	800m to	600m to	400m to	200m to	Total or	Margin
12th	6	Kennedy (7)	2000m	1800m	1600m	1400m	1200m	1000m	800m	600m	400m	200m	WP	Average	
		Position in running (margin)	2(1.5)	4(4.4)	4(5.2)	4(3.9)	3(2.4)	2(2.5)	1(0.0)	1(0.0)	3(1.1)	3(0.9)	7(6.2)		17.90
		Sectional time (s)	15.49	15.27	15.97	15.37	14.90	15.11	15.55	15.62	15.78	15.62	15.90		
		Cumulative time (s)	170.58	155.09	139.82	123.85	108.48	93.58	78.47	62.92	47.30	31.52	15.90	3:21.42	
		Speed (m/s)	12.91	13.10	12.52	13.01	13.42	13.24	12.86	12.80	12.67	12.80	12.58	12.91	
		Stride length (m)	5.85	5.86	5.76	5.94	6.12	6.01	5.73	5.66	5.55	5.58	5.74	5.78	
		Stride duration (s)	0.453	0.447	0.460	0.456	0.456	0.454	0.446	0.442	0.438	0.436	0.457	0.448	
		Stride efficiency (%)	53.53	53.68	51.93	55.10	58.58	56.46	51.30	50.14	48.05	48.59	51.52	52.26	
		Stride count	34.17	34.12	34.69	33.68	32.66	33.27	34.91	35.31	36.07	35.87	34.83	449.59	



Note: Horizontal distance axis grid lines are 200m furlongs.

Disclaimer.

HRNZ and NZMTC and Thoroughbred Ratings Pty Ltd accepts no responsibility for the completeness or accuracy of any of the information contained herein, and makes no representations about its suitability for any particular purpose. Users should make their own judgements about those matters and/or seek independent advice. You assume all risks associated with use of the data provided on this page.



Race Results



August 08, 2021, Race 5, POSTER BOY '1.49.1' AT NORTHERN RIVERS EQUINE HANDICAP PACE, Distance 2600m, Addington - Survey 3200m

Result	TAB no.	Horse (Barrier)	2600 to	2400m to
13th	7	A Rocknroll St... (8)	2400m	2200m
		Position in running (margin)	-	5(3.3)
		Sectional time (s)	16.85	14.50
		Cumulative time (s)	201.57	184.72
		Speed (m/s)	11.87	13.79
		Stride length (m)	5.27	5.98
		Stride duration (s)	0.433	0.434
		Stride efficiency (%)	43.32	55.92
		Stride count	37.98	33.43

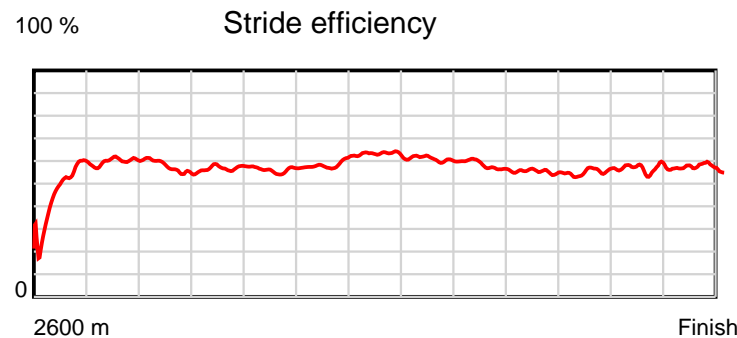
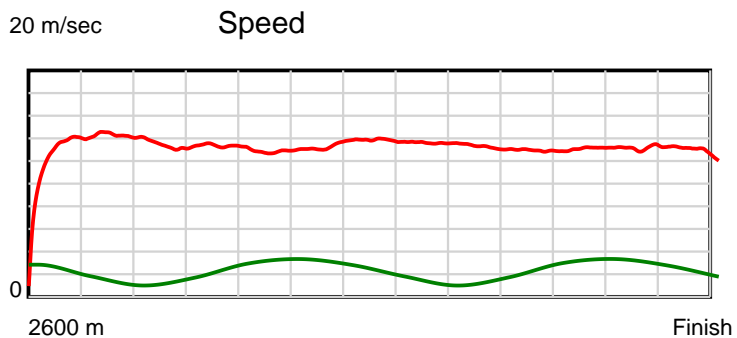
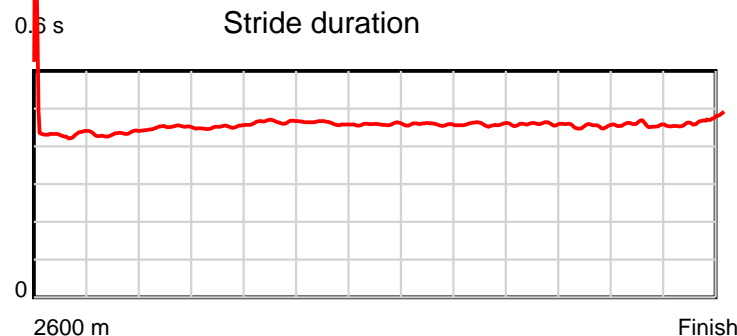
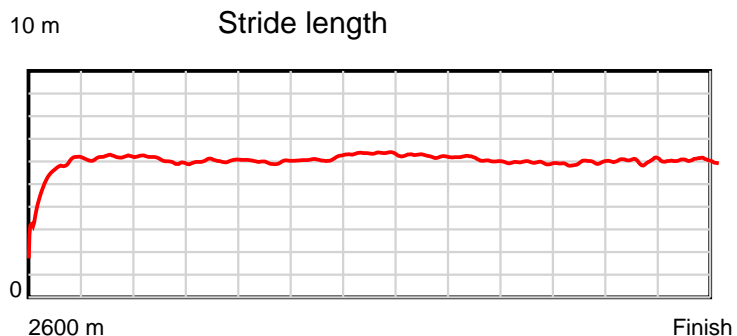
Disclaimer.

HRNZ and NZMTC and Thoroughbred Ratings Pty Ltd accepts no responsibility for the completeness or accuracy of any of the information contained herein, and makes no representations about its suitability for any particular purpose. Users should make their own judgements about those matters and/or seek independent advice. You assume all risks associated with use of the data provided on this page.

Race Results

August 08, 2021, Race 5, POSTER BOY '1.49.1' AT NORTHERN RIVERS EQUINE HANDICAP PACE, Distance 2600m, Addington - Survey 3200m

Result	TAB no.	Horse (Barrier)	2200m to	2000m to	1800m to	1600m to	1400m to	1200m to	1000m to	800m to	600m to	400m to	200m to	Total or	Margin
13th	7	A Rocknroll St... (8)	2000m	1800m	1600m	1400m	1200m	1000m	800m	600m	400m	200m	WP	Average	
		Position in running (margin)	5(4.3)	6(7.4)	7(7.7)	6(5.8)	5(4.3)	4(3.6)	4(2.3)	5(2.4)	7(3.9)	4(1.8)	10(6.9)		18.70
		Sectional time (s)	15.53	15.17	15.87	15.36	14.77	15.30	15.57	15.68	15.47	15.59	15.91		
		Cumulative time (s)	170.22	154.69	139.52	123.65	108.29	93.52	78.22	62.65	46.97	31.50	15.91	3:21.57	
		Speed (m/s)	12.88	13.18	12.60	13.02	13.54	13.07	12.85	12.76	12.93	12.83	12.57	12.90	
		Stride length (m)	5.80	5.95	5.87	6.01	6.20	5.99	5.88	5.87	5.86	5.87	5.91	5.87	
		Stride duration (s)	0.451	0.452	0.465	0.461	0.458	0.459	0.458	0.460	0.453	0.458	0.470	0.455	
		Stride efficiency (%)	52.65	55.40	53.75	56.37	60.15	56.16	54.06	53.82	53.65	53.90	54.51	53.93	
		Stride count	34.46	33.59	34.10	33.30	32.24	33.36	34.00	34.08	34.13	34.05	33.86	442.58	



Note: Horizontal distance axis grid lines are 200m furlongs.

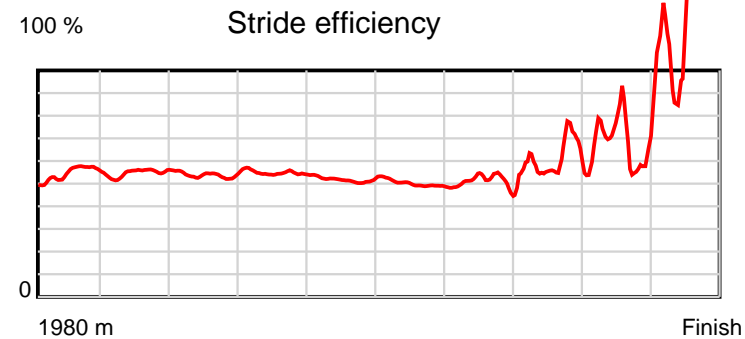
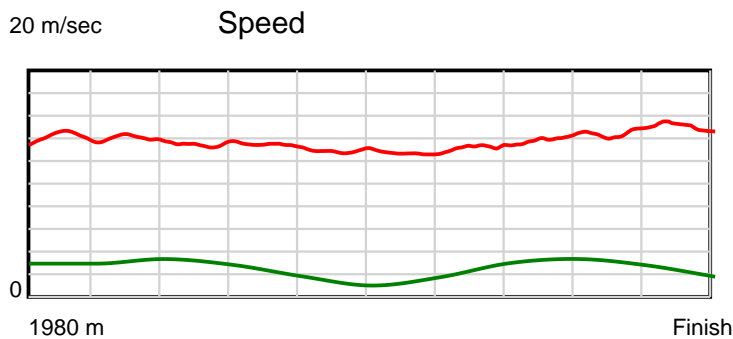
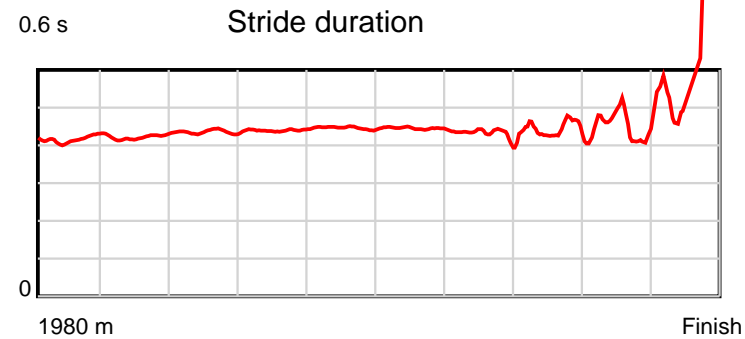
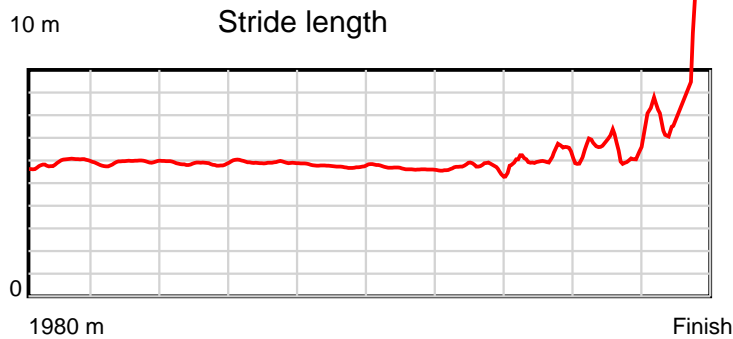
Disclaimer.

HRNZ and NZMTC and Thoroughbred Ratings Pty Ltd accepts no responsibility for the completeness or accuracy of any of the information contained herein, and makes no representations about its suitability for any particular purpose. Users should make their own judgements about those matters and/or seek independent advice. You assume all risks associated with use of the data provided on this page.

Race Results

August 08, 2021, Race 6, , Distance 1980m, Addington - Survey 1980m

Result	TAB no.	Horse (Barrier)	1980 to	1800m to	1600m to	1400m to	1200m to	1000m to	800m to	600m to	400m to	200m to	Total or	Margin
1st	5	Safe Zone (5)	1800m	1600m	1400m	1200m	1000m	800m	600m	400m	200m	WP	Average	
		Position in running (margin)	-	6(4.2)	6(6.2)	6(6.4)	6(5.2)	6(5.2)	6(5.9)	5(4.8)	4(2.9)	2(1.3)		0.00
		Sectional time (s)	12.86	14.45	14.85	14.80	15.63	16.01	15.10	14.56	14.04	13.54		
		Cumulative time (s)	145.84	132.98	118.53	103.68	88.88	73.25	57.24	42.14	27.58	13.54	2:25.84	
		Speed (m/s)	14.00	13.84	13.47	13.51	12.80	12.49	13.25	13.74	14.25	14.77	13.58	
		Stride length (m)	5.89	5.84	5.87	5.94	5.71	5.56	5.64	5.90	6.39	6.73	5.93	
		Stride duration (s)	0.416	0.422	0.435	0.440	0.446	0.445	0.426	0.429	0.449	0.455	0.437	
		Stride efficiency (%)	54.25	53.37	53.77	55.21	50.99	48.28	49.70	54.32	63.85	70.70	54.95	
		Stride count	30.55	34.22	34.10	33.65	35.01	35.98	35.46	33.92	31.29	29.73	333.91	



Note: Horizontal distance axis grid lines are 200m furlongs.

Disclaimer.

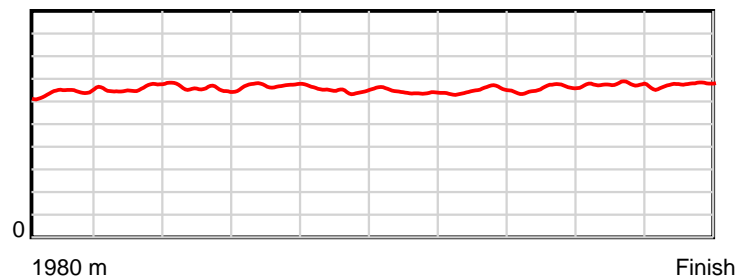
HRNZ and NZMTC and Thoroughbred Ratings Pty Ltd accepts no responsibility for the completeness or accuracy of any of the information contained herein, and makes no representations about its suitability for any particular purpose. Users should make their own judgements about those matters and/or seek independent advice. You assume all risks associated with use of the data provided on this page.

Race Results

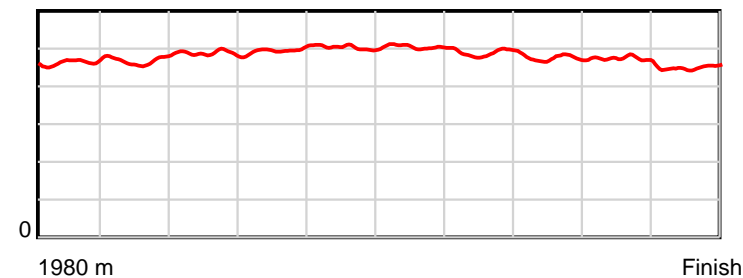
August 08, 2021, Race 6, , Distance 1980m, Addington - Survey 1980m

Result	TAB no.	Horse (Barrier)	1980 to	1800m to	1600m to	1400m to	1200m to	1000m to	800m to	600m to	400m to	200m to	Total or	Margin
2nd	6	Reinimin Patro... (6)	1800m	1600m	1400m	1200m	1000m	800m	600m	400m	200m	WP	Average	
		Position in running (margin)	-	7(5.7)	7(7.6)	7(8.5)	8(7.4)	8(7.2)	8(7.5)	7(6.2)	6(4.3)	5(3.2)		0.70
		Sectional time (s)	12.86	14.43	14.97	14.82	15.61	15.93	15.07	14.57	14.10	13.62		
		Cumulative time (s)	145.98	133.12	118.69	103.72	88.90	73.29	57.36	42.29	27.72	13.62	2:25.98	
		Speed (m/s)	14.00	13.86	13.36	13.50	12.81	12.55	13.27	13.73	14.18	14.68	13.56	
		Stride length (m)	6.45	6.50	6.51	6.70	6.44	6.34	6.49	6.50	6.69	6.62	6.52	
		Stride duration (s)	0.464	0.469	0.487	0.497	0.503	0.505	0.489	0.474	0.472	0.451	0.481	
		Stride efficiency (%)	64.99	65.97	66.28	70.19	64.80	62.75	65.73	66.12	69.95	68.52	66.49	
		Stride count	27.91	30.78	30.71	29.84	31.06	31.56	30.84	30.75	29.89	30.20	303.54	

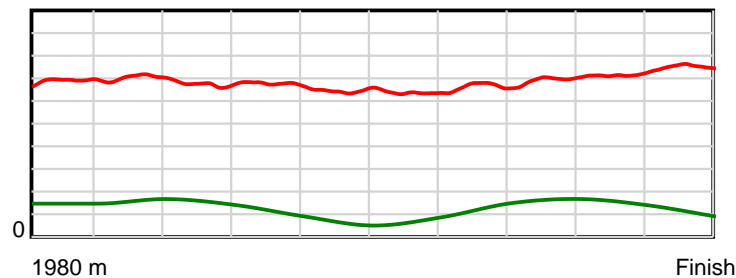
10 m Stride length



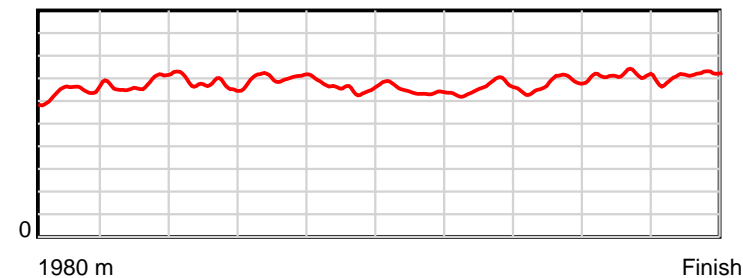
0.6 s Stride duration



20 m/sec Speed



100 % Stride efficiency



Note: Horizontal distance axis grid lines are 200m furlongs.

Disclaimer.

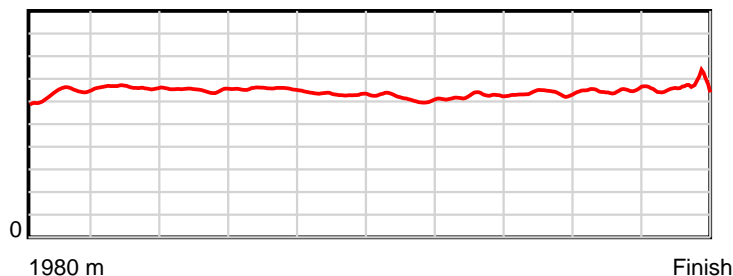
HRNZ and NZMTC and Thoroughbred Ratings Pty Ltd accepts no responsibility for the completeness or accuracy of any of the information contained herein, and makes no representations about its suitability for any particular purpose. Users should make their own judgements about those matters and/or seek independent advice. You assume all risks associated with use of the data provided on this page.

Race Results

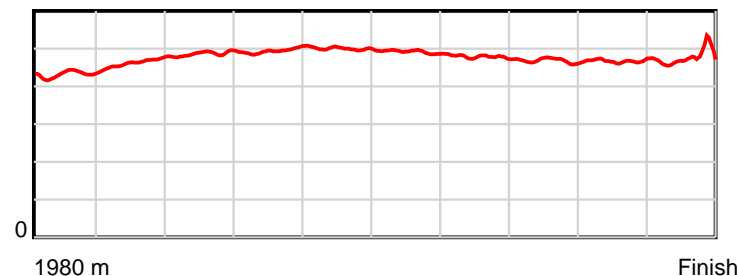
August 08, 2021, Race 6, , Distance 1980m, Addington - Survey 1980m

Result	TAB no.	Horse (Barrier)	1980 to	1800m to	1600m to	1400m to	1200m to	1000m to	800m to	600m to	400m to	200m to	Total or	Margin
3rd	1	Chal Be (1)	1800m	1600m	1400m	1200m	1000m	800m	600m	400m	200m	WP	Average	
		Position in running (margin)	-	2(0.6)	1(0.0)	1(0.0)	1(0.0)	1(0.0)	1(0.0)	1(0.0)	1(0.0)	1(0.0)		3.60
		Sectional time (s)	12.28	14.02	14.81	15.01	15.63	15.88	15.29	14.88	14.29	14.40		
		Cumulative time (s)	146.49	134.21	120.19	105.38	90.37	74.74	58.86	43.57	28.69	14.40	2:26.49	
		Speed (m/s)	14.66	14.27	13.50	13.32	12.80	12.59	13.08	13.44	14.00	13.89	13.52	
		Stride length (m)	6.39	6.61	6.57	6.60	6.39	6.19	6.25	6.29	6.55	6.48	6.43	
		Stride duration (s)	0.431	0.464	0.486	0.495	0.499	0.491	0.478	0.468	0.468	0.467	0.476	
		Stride efficiency (%)	63.81	68.37	67.37	68.03	63.81	59.82	61.09	61.80	67.04	65.71	64.60	
		Stride count	28.17	30.24	30.46	30.31	31.30	32.32	31.99	31.80	30.53	30.84	307.96	

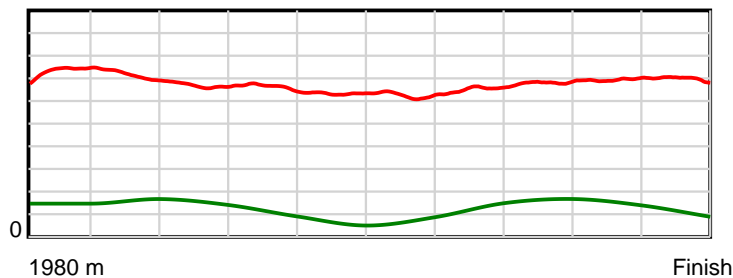
10 m Stride length



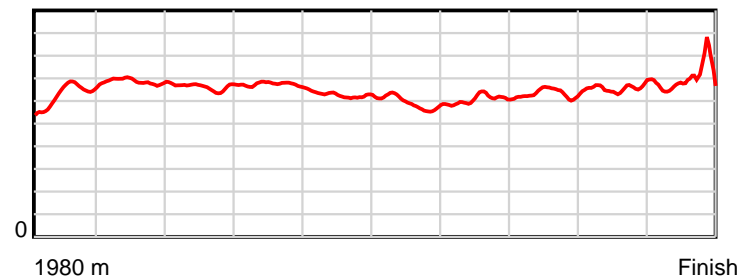
0.6 s Stride duration



20 m/sec Speed



100 % Stride efficiency



Note: Horizontal distance axis grid lines are 200m furlongs.

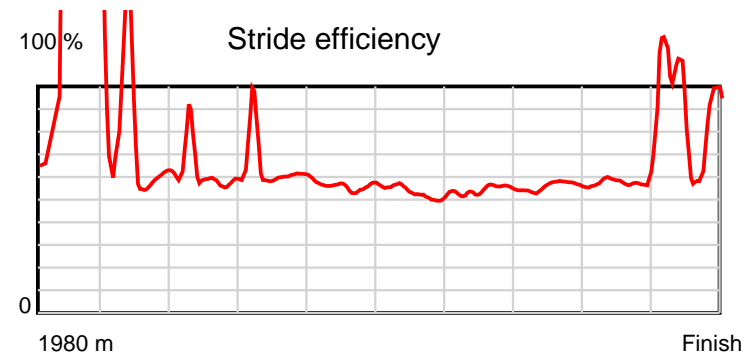
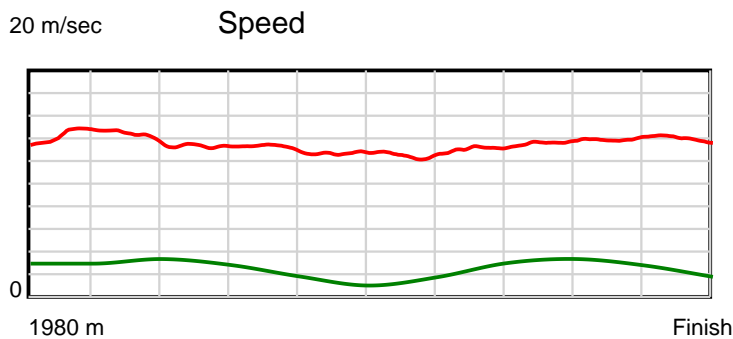
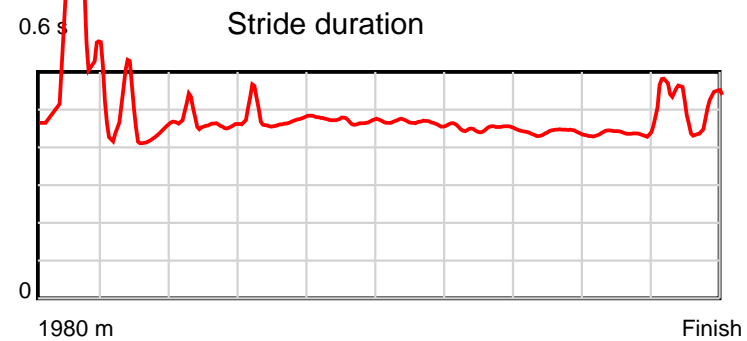
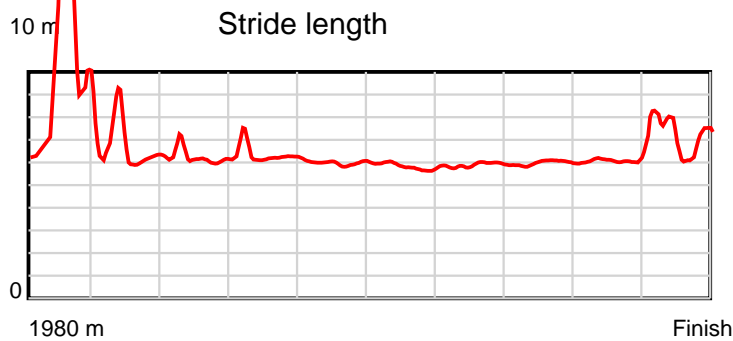
Disclaimer.

HRNZ and NZMTC and Thoroughbred Ratings Pty Ltd accepts no responsibility for the completeness or accuracy of any of the information contained herein, and makes no representations about its suitability for any particular purpose. Users should make their own judgements about those matters and/or seek independent advice. You assume all risks associated with use of the data provided on this page.

Race Results

August 08, 2021, Race 6, , Distance 1980m, Addington - Survey 1980m

Result	TAB no.	Horse (Barrier)	1980 to	1800m to	1600m to	1400m to	1200m to	1000m to	800m to	600m to	400m to	200m to	Total or	Margin
4th	4	Honour Before ... (4)	1800m	1600m	1400m	1200m	1000m	800m	600m	400m	200m	WP	Average	
		Position in running (margin)	-	1(0.0)	2(1.1)	3(2.4)	3(2.1)	3(1.7)	3(2.0)	3(2.0)	3(1.4)	3(1.7)		4.40
		Sectional time (s)	12.10	14.31	15.02	14.96	15.56	15.94	15.28	14.79	14.34	14.34		
		Cumulative time (s)	146.64	134.54	120.23	105.21	90.25	74.69	58.75	43.47	28.68	14.34	2:26.64	
		Speed (m/s)	14.88	13.98	13.32	13.37	12.85	12.55	13.09	13.52	13.95	13.95	13.50	
		Stride length (m)	10.35	6.29	6.13	6.33	6.06	5.84	5.89	5.95	6.15	6.51	6.36	
		Stride duration (s)	0.699	0.450	0.460	0.473	0.471	0.465	0.450	0.440	0.441	0.467	0.471	
		Stride efficiency (%)	167.43	61.80	58.74	62.61	57.32	53.29	54.30	55.23	59.01	66.15	63.12	
		Stride count	17.39	31.80	32.62	31.60	33.02	34.25	33.93	33.64	32.55	30.74	311.54	



Note: Horizontal distance axis grid lines are 200m furlongs.

Disclaimer.

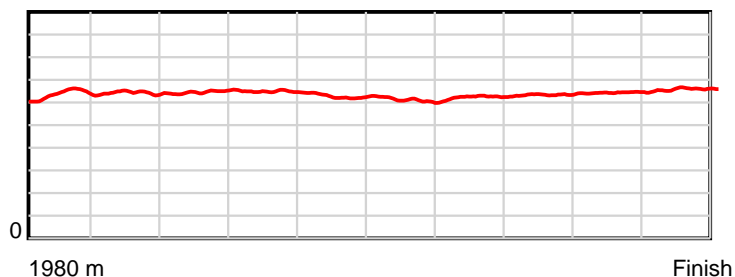
HRNZ and NZMTC and Thoroughbred Ratings Pty Ltd accepts no responsibility for the completeness or accuracy of any of the information contained herein, and makes no representations about its suitability for any particular purpose. Users should make their own judgements about those matters and/or seek independent advice. You assume all risks associated with use of the data provided on this page.

Race Results

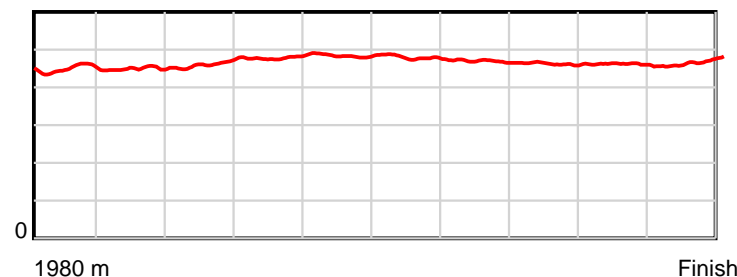
August 08, 2021, Race 6, , Distance 1980m, Addington - Survey 1980m

Result	TAB no.	Horse (Barrier)	1980 to	1800m to	1600m to	1400m to	1200m to	1000m to	800m to	600m to	400m to	200m to	Total or	Margin
5th	7	Fancy (7)	1800m	1600m	1400m	1200m	1000m	800m	600m	400m	200m	WP	Average	
		Position in running (margin)	-	4(3.0)	5(5.2)	2(2.3)	2(1.9)	2(0.8)	2(1.7)	2(0.1)	2(0.7)	4(1.7)		4.90
		Sectional time (s)	12.56	14.48	14.34	14.93	15.44	16.05	15.02	14.98	14.47	14.45		
		Cumulative time (s)	146.72	134.16	119.68	105.34	90.41	74.97	58.92	43.90	28.92	14.45	2:26.72	
		Speed (m/s)	14.33	13.81	13.95	13.40	12.95	12.46	13.32	13.35	13.82	13.84	13.50	
		Stride length (m)	6.38	6.21	6.44	6.41	6.26	5.97	6.25	6.17	6.37	6.47	6.29	
		Stride duration (s)	0.449	0.450	0.461	0.479	0.484	0.479	0.469	0.462	0.461	0.467	0.466	
		Stride efficiency (%)	63.65	60.28	64.73	64.29	61.31	55.63	61.01	59.55	63.41	65.42	61.81	
		Stride count	28.20	32.20	31.07	31.18	31.93	33.52	32.01	32.40	31.40	30.91	314.82	

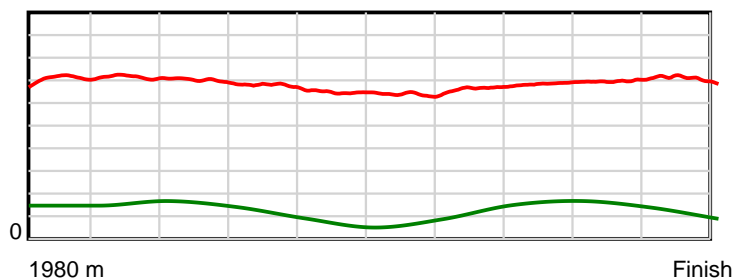
10 m Stride length



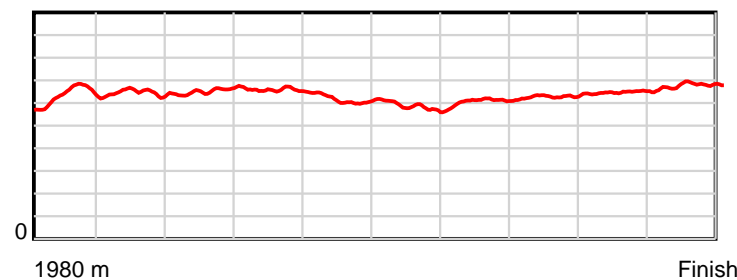
0.6 s Stride duration



20 m/sec Speed



100 % Stride efficiency



Note: Horizontal distance axis grid lines are 200m furlongs.

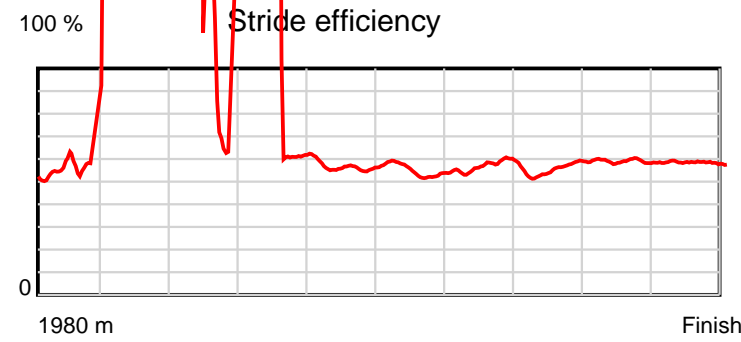
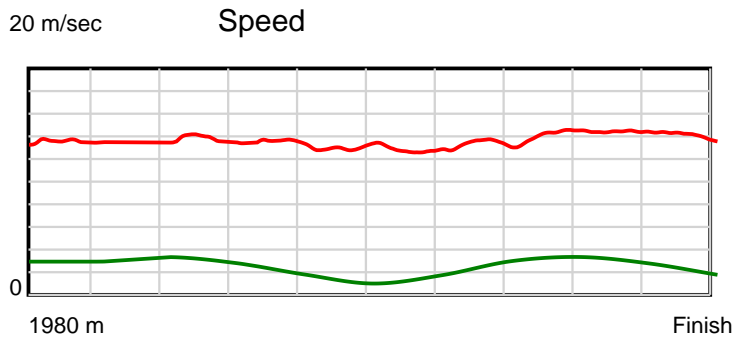
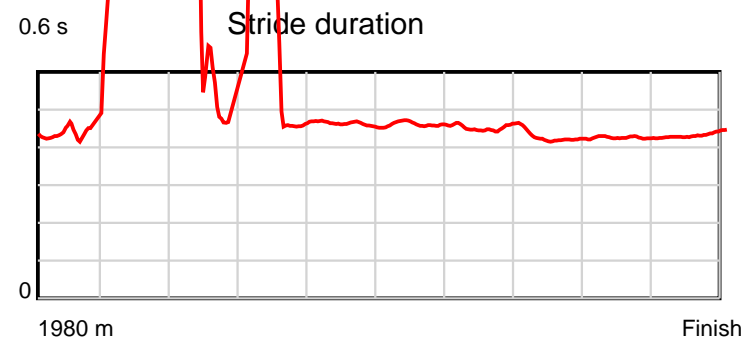
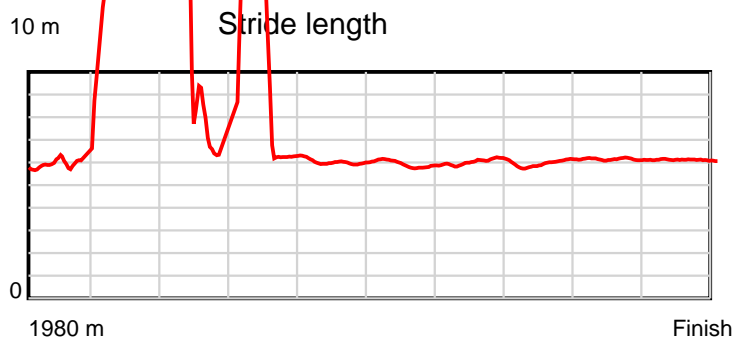
Disclaimer.

HRNZ and NZMTC and Thoroughbred Ratings Pty Ltd accepts no responsibility for the completeness or accuracy of any of the information contained herein, and makes no representations about its suitability for any particular purpose. Users should make their own judgements about those matters and/or seek independent advice. You assume all risks associated with use of the data provided on this page.

Race Results

August 08, 2021, Race 6, , Distance 1980m, Addington - Survey 1980m

Result	TAB no.	Horse (Barrier)	1980 to	1800m to	1600m to	1400m to	1200m to	1000m to	800m to	600m to	400m to	200m to	Total or	Margin
6th	8	Belle's Boy (8)	1800m	1600m	1400m	1200m	1000m	800m	600m	400m	200m	WP	Average	
		Position in running (margin)	-	8(5.9)	8(12.7)	9(11.3)	9(9.6)	9(7.8)	9(9.2)	8(8.1)	8(7.6)	7(6.2)		8.30
		Sectional time (s)	13.18	15.26	14.58	14.72	15.33	16.12	15.10	14.80	14.07	14.17		
		Cumulative time (s)	147.33	134.15	118.89	104.31	89.59	74.26	58.14	43.04	28.24	14.17	2:27.33	
		Speed (m/s)	13.66	13.11	13.72	13.59	13.05	12.41	13.25	13.51	14.21	14.11	13.44	
		Stride length (m)	5.93	5.62	6.49	6.45	6.03	5.72	6.00	5.72	6.05	6.12	6.00	
		Stride duration (s)	0.432	0.429	0.473	0.475	0.462	0.461	0.453	0.424	0.426	0.434	0.447	
		Stride efficiency (%)	54.98	49.35	65.90	65.07	56.79	51.16	56.19	51.18	57.28	58.59	56.31	
		Stride count	30.35	35.59	30.80	30.99	33.17	34.95	33.35	34.95	33.03	32.66	329.84	



Note: Horizontal distance axis grid lines are 200m furlongs.

Disclaimer.

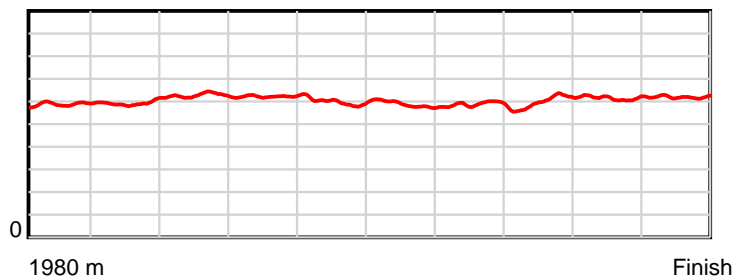
HRNZ and NZMTC and Thoroughbred Ratings Pty Ltd accepts no responsibility for the completeness or accuracy of any of the information contained herein, and makes no representations about its suitability for any particular purpose. Users should make their own judgements about those matters and/or seek independent advice. You assume all risks associated with use of the data provided on this page.

Race Results

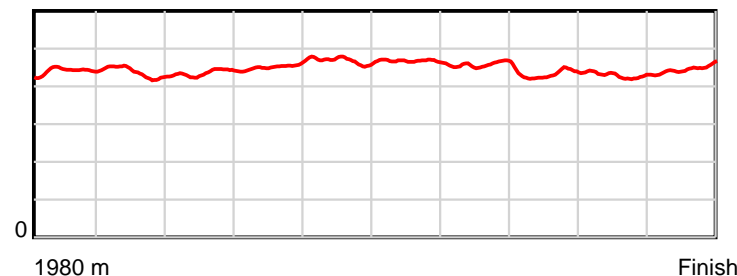
August 08, 2021, Race 6, , Distance 1980m, Addington - Survey 1980m

Result	TAB no.	Horse (Barrier)	1980 to	1800m to	1600m to	1400m to	1200m to	1000m to	800m to	600m to	400m to	200m to	Total or	Margin
7th	9	Moody River (9)	1800m	1600m	1400m	1200m	1000m	800m	600m	400m	200m	WP	Average	
		Position in running (margin)	-	10(9.7)	10(14.6)	8(8.9)	7(5.7)	7(5.7)	7(6.9)	9(8.7)	7(7.0)	6(5.4)		9.10
		Sectional time (s)	13.77	14.94	13.86	14.47	15.62	16.09	15.58	14.60	14.03	14.52		
		Cumulative time (s)	147.48	133.71	118.77	104.91	90.44	74.82	58.73	43.15	28.55	14.52	2:27.48	
		Speed (m/s)	13.07	13.39	14.43	13.82	12.80	12.43	12.84	13.70	14.26	13.77	13.43	
		Stride length (m)	5.87	5.85	6.29	6.25	5.99	5.81	5.87	5.91	6.12	6.17	6.01	
		Stride duration (s)	0.443	0.437	0.436	0.453	0.468	0.467	0.458	0.431	0.429	0.448	0.448	
		Stride efficiency (%)	53.93	53.47	61.79	61.13	56.02	52.74	53.88	54.51	58.44	59.48	56.43	
		Stride count	30.64	34.19	31.80	31.98	33.40	34.43	34.06	33.86	32.70	32.42	329.48	

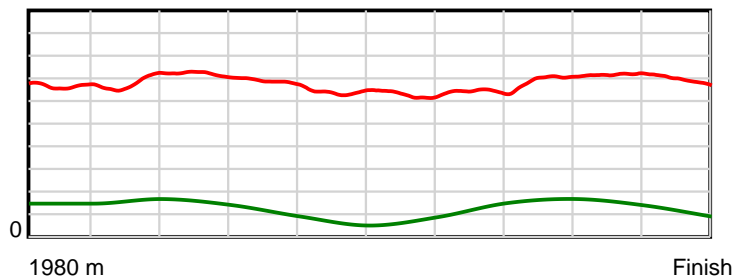
10 m Stride length



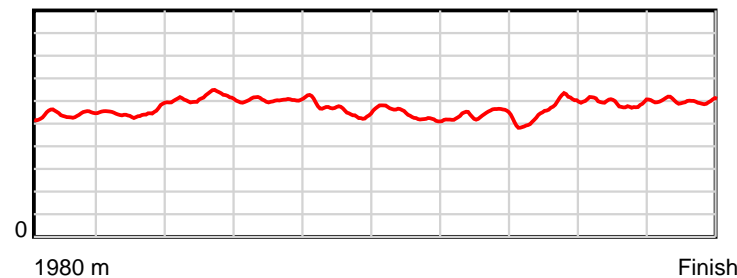
0.6 s Stride duration



20 m/sec Speed



100 % Stride efficiency



Note: Horizontal distance axis grid lines are 200m furlongs.

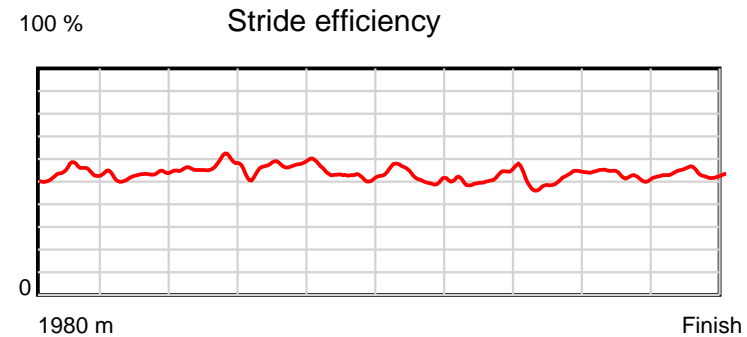
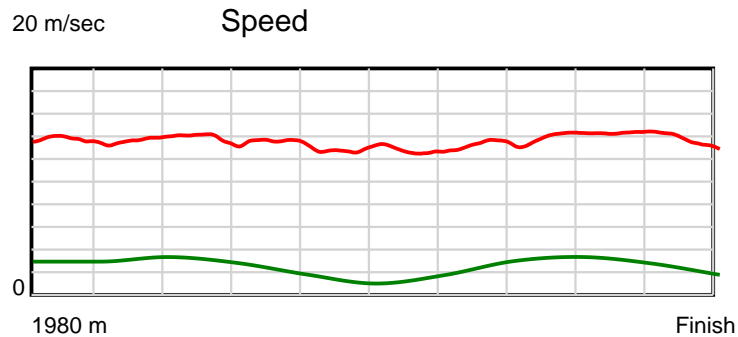
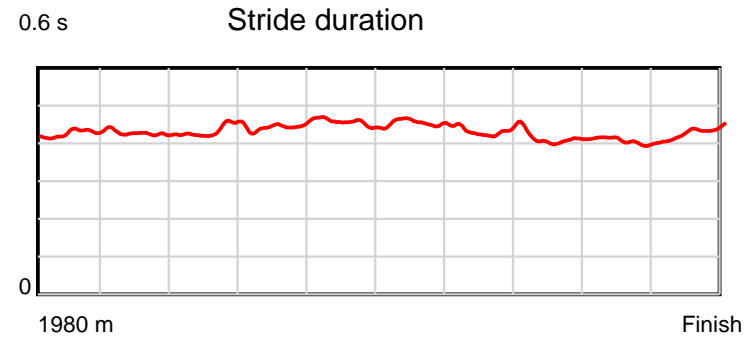
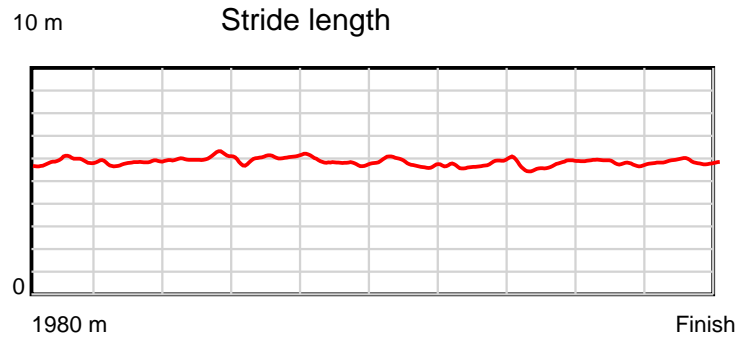
Disclaimer.

HRNZ and NZMTC and Thoroughbred Ratings Pty Ltd accepts no responsibility for the completeness or accuracy of any of the information contained herein, and makes no representations about its suitability for any particular purpose. Users should make their own judgements about those matters and/or seek independent advice. You assume all risks associated with use of the data provided on this page.

Race Results

August 08, 2021, Race 6, , Distance 1980m, Addington - Survey 1980m

Result	TAB no.	Horse (Barrier)	1980 to	1800m to	1600m to	1400m to	1200m to	1000m to	800m to	600m to	400m to	200m to	Total or	Margin
8th	10	The Greenkeepe... (0)	1800m	1600m	1400m	1200m	1000m	800m	600m	400m	200m	WP	Average	
		Position in running (margin)	-	9(9.2)	9(14.2)	10(12.3)	10(10.3)	10(11.3)	10(12.2)	10(10.6)	9(9.5)	8(7.9)		12.70
		Sectional time (s)	13.68	14.95	14.49	14.68	15.79	16.03	15.04	14.69	14.03	14.75		
		Cumulative time (s)	148.13	134.45	119.50	105.01	90.33	74.54	58.51	43.47	28.78	14.75	2:28.13	
		Speed (m/s)	13.16	13.38	13.80	13.62	12.67	12.48	13.30	13.61	14.26	13.56	13.37	
		Stride length (m)	5.86	5.72	6.00	6.05	5.77	5.66	5.78	5.58	5.79	5.85	5.80	
		Stride duration (s)	0.426	0.428	0.435	0.444	0.455	0.454	0.434	0.410	0.406	0.431	0.434	
		Stride efficiency (%)	53.74	51.13	56.23	57.12	51.94	50.15	52.16	48.73	52.30	53.46	52.60	
		Stride count	30.70	34.96	33.34	33.08	34.69	35.31	34.62	35.81	34.57	34.19	341.27	



Note: Horizontal distance axis grid lines are 200m furlongs.

Disclaimer.

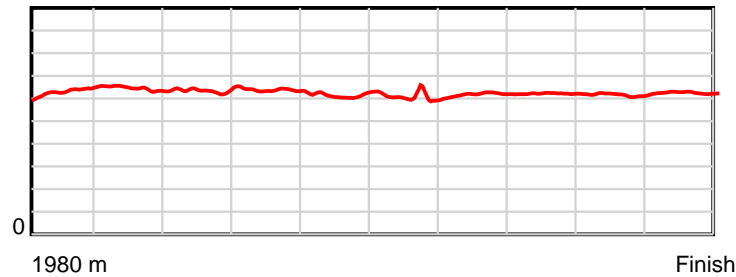
HRNZ and NZMTC and Thoroughbred Ratings Pty Ltd accepts no responsibility for the completeness or accuracy of any of the information contained herein, and makes no representations about its suitability for any particular purpose. Users should make their own judgements about those matters and/or seek independent advice. You assume all risks associated with use of the data provided on this page.

Race Results

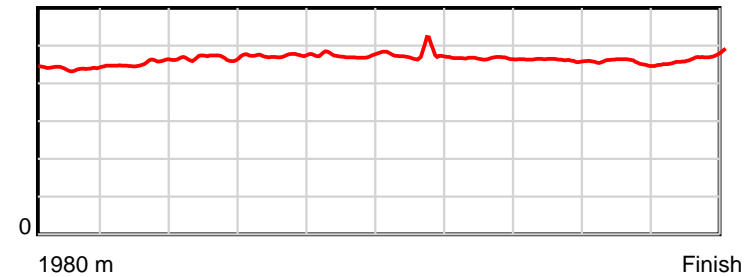
August 08, 2021, Race 6, , Distance 1980m, Addington - Survey 1980m

Result	TAB no.	Horse (Barrier)	1980 to	1800m to	1600m to	1400m to	1200m to	1000m to	800m to	600m to	400m to	200m to	Total or	Margin
9th	3	Mr Asia (3)	1800m	1600m	1400m	1200m	1000m	800m	600m	400m	200m	WP	Average	
		Position in running (margin)	-	3(3.0)	4(4.0)	5(4.2)	4(3.6)	4(3.3)	4(3.9)	4(2.5)	5(4.3)	9(9.2)		15.40
		Sectional time (s)	12.57	14.28	14.85	14.91	15.57	15.98	15.06	15.19	15.10	15.11		
		Cumulative time (s)	148.62	136.05	121.77	106.92	92.01	76.44	60.46	45.40	30.21	15.11	2:28.62	
		Speed (m/s)	14.32	14.01	13.47	13.41	12.85	12.52	13.28	13.17	13.25	13.24	13.32	
		Stride length (m)	6.31	6.34	6.30	6.35	6.08	5.94	6.19	6.08	6.04	6.21	6.18	
		Stride duration (s)	0.439	0.453	0.468	0.473	0.473	0.474	0.466	0.462	0.456	0.469	0.464	
		Stride efficiency (%)	62.19	62.83	62.09	63.00	57.75	55.07	59.95	57.73	56.97	60.24	59.67	
		Stride count	28.53	31.54	31.73	31.50	32.90	33.69	32.29	32.90	33.12	32.21	320.41	

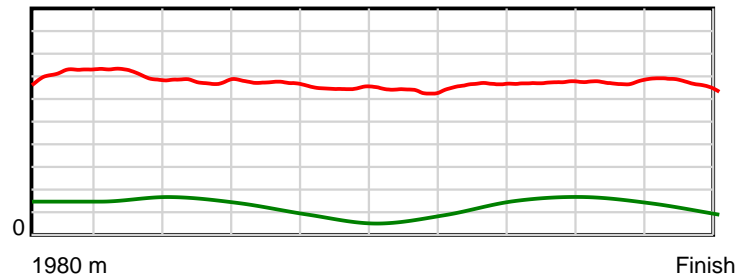
10 m Stride length



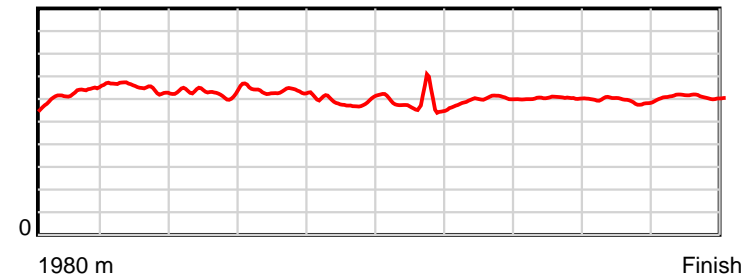
0.6 s Stride duration



20 m/sec Speed



100 % Stride efficiency



Note: Horizontal distance axis grid lines are 200m furlongs.

Disclaimer.

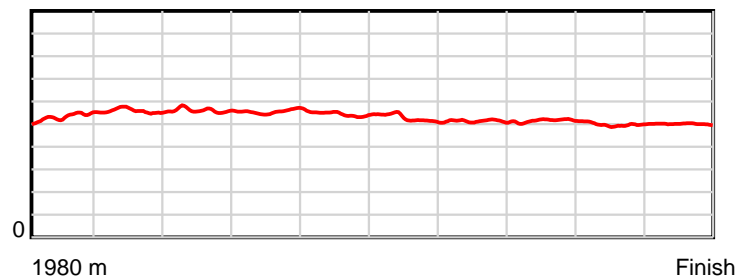
HRNZ and NZMTC and Thoroughbred Ratings Pty Ltd accepts no responsibility for the completeness or accuracy of any of the information contained herein, and makes no representations about its suitability for any particular purpose. Users should make their own judgements about those matters and/or seek independent advice. You assume all risks associated with use of the data provided on this page.

Race Results

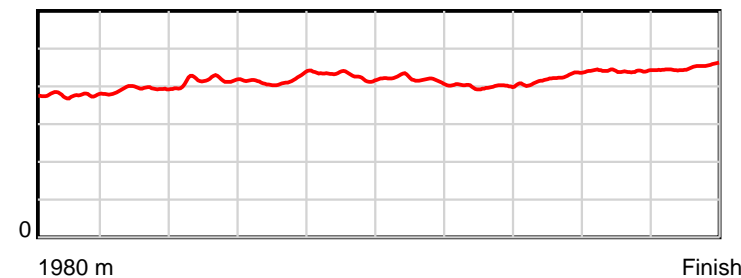
August 08, 2021, Race 6, , Distance 1980m, Addington - Survey 1980m

Result	TAB no.	Horse (Barrier)	1980 to	1800m to	1600m to	1400m to	1200m to	1000m to	800m to	600m to	400m to	200m to	Total or	Margin
10th	2	Boulton Home (2)	1800m	1600m	1400m	1200m	1000m	800m	600m	400m	200m	WP	Average	
		Position in running (margin)	-	5(3.9)	3(3.9)	4(3.7)	5(3.8)	5(3.7)	5(4.3)	6(6.2)	10(16.1)	10(36.9)		57.80
		Sectional time (s)	12.65	14.11	14.78	15.03	15.60	15.99	15.60	16.55	17.76	18.18		
		Cumulative time (s)	156.25	143.60	129.49	114.71	99.68	84.08	68.09	52.49	35.94	18.18	2:36.25	
		Speed (m/s)	14.23	14.17	13.53	13.31	12.82	12.51	12.82	12.08	11.26	11.00	12.67	
		Stride length (m)	5.35	5.55	5.63	5.54	5.49	5.24	5.12	5.09	4.97	4.96	5.28	
		Stride duration (s)	0.377	0.392	0.416	0.416	0.428	0.419	0.400	0.421	0.441	0.451	0.417	
		Stride efficiency (%)	44.80	48.18	49.49	47.90	47.11	42.94	41.03	40.44	38.52	38.44	43.61	
		Stride count	33.62	36.02	35.54	36.12	36.43	38.15	39.03	39.31	40.28	40.32	374.82	

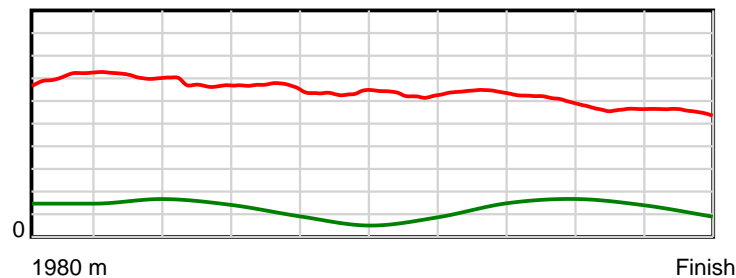
10 m Stride length



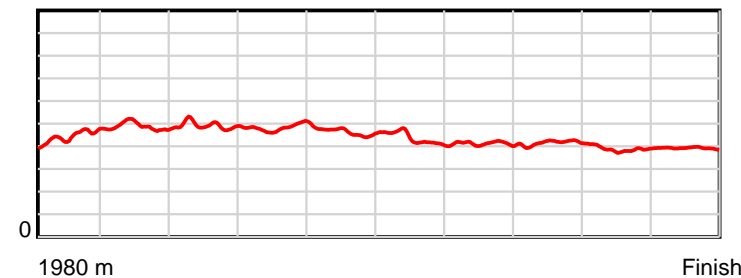
0.6 s Stride duration



20 m/sec Speed



100 % Stride efficiency



Note: Horizontal distance axis grid lines are 200m furlongs.

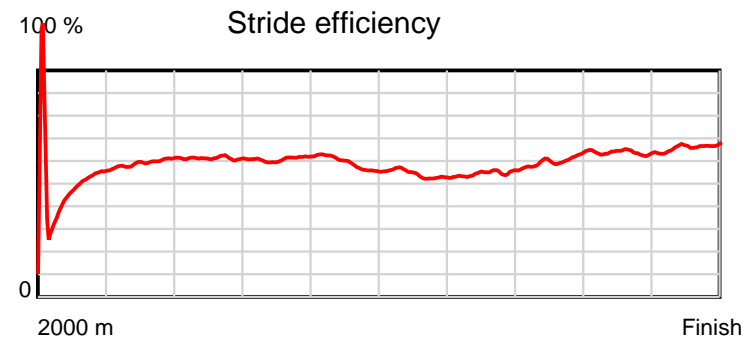
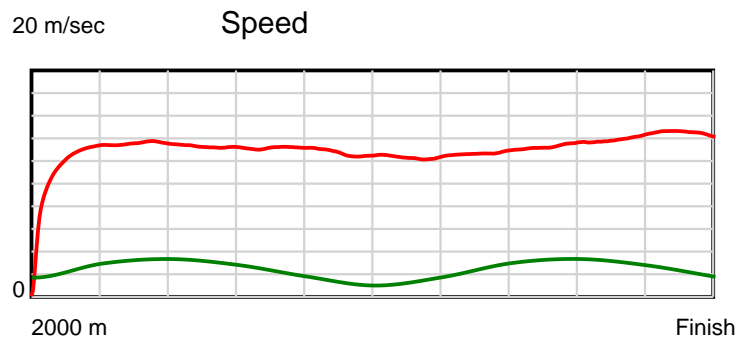
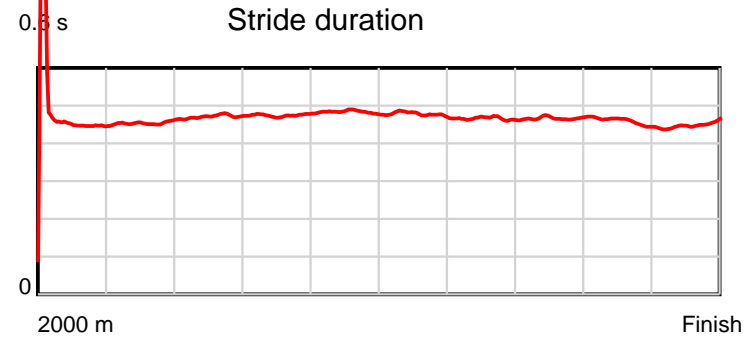
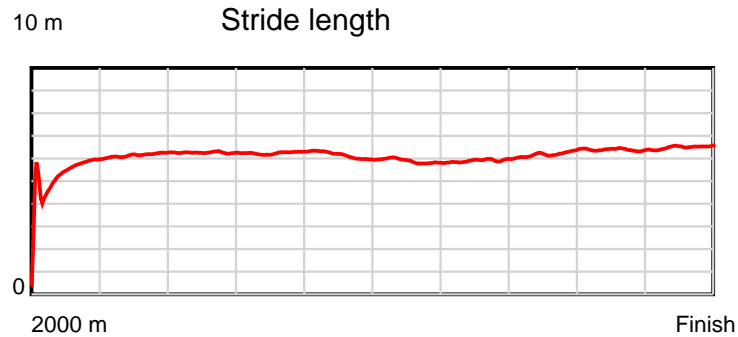
Disclaimer.

HRNZ and NZMTC and Thoroughbred Ratings Pty Ltd accepts no responsibility for the completeness or accuracy of any of the information contained herein, and makes no representations about its suitability for any particular purpose. Users should make their own judgements about those matters and/or seek independent advice. You assume all risks associated with use of the data provided on this page.

Race Results

August 08, 2021, Race 7, CLASSIC CONNECTION AT HARAS des TROTTEURS TROT, Distance 2000m, Addington - Survey 3200m

Result	TAB no.	Horse (Barrier)	2000 to	1800m to	1600m to	1400m to	1200m to	1000m to	800m to	600m to	400m to	200m to	Total or	Margin
1st	11	Franco Josiah (10)	1800m	1600m	1400m	1200m	1000m	800m	600m	400m	200m	WP	Average	
		Position in running (margin)	-	3(3.8)	1(0.0)	1(0.0)	1(0.0)	1(0.0)	1(0.0)	1(0.0)	1(0.0)	1(0.0)		0.00
		Sectional time (s)	18.48	15.00	15.03	15.18	15.84	16.29	15.75	15.12	14.38	13.73		
		Cumulative time (s)	154.80	136.32	121.32	106.29	91.11	75.27	58.98	43.23	28.11	13.73	2:34.80	
		Speed (m/s)	10.82	13.33	13.31	13.18	12.63	12.28	12.70	13.23	13.91	14.57	12.92	
		Stride length (m)	5.39	6.07	6.27	6.26	6.10	5.86	5.91	6.17	6.36	6.55	6.08	
		Stride duration (s)	0.480	0.455	0.471	0.475	0.483	0.477	0.465	0.467	0.458	0.450	0.470	
		Stride efficiency (%)	45.39	57.49	61.35	61.14	58.14	53.66	54.59	59.52	63.26	67.01	57.71	
		Stride count	37.11	32.97	31.92	31.97	32.79	34.13	33.84	32.41	31.43	30.54	329.11	



Note: Horizontal distance axis grid lines are 200m furlongs.

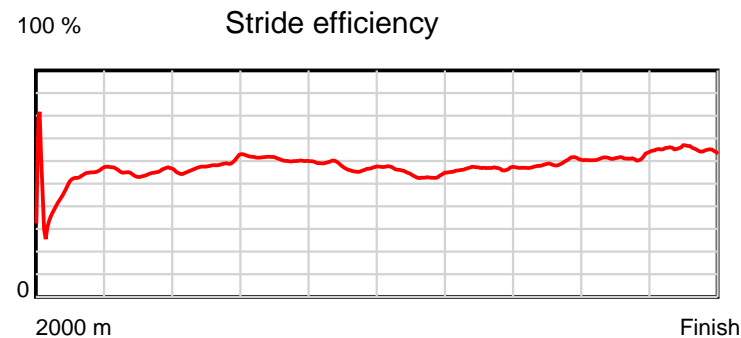
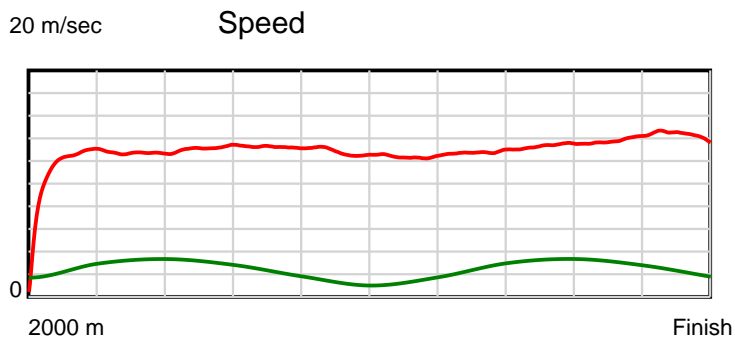
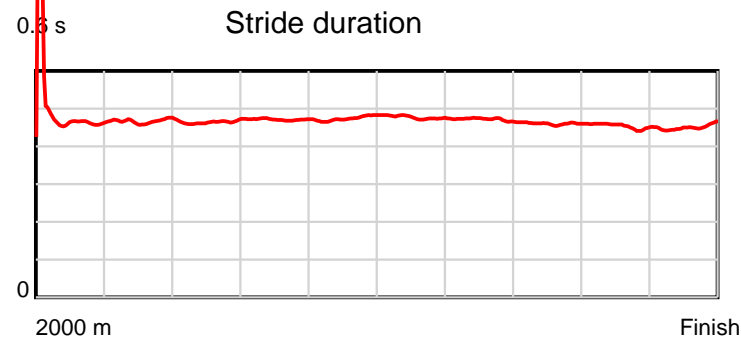
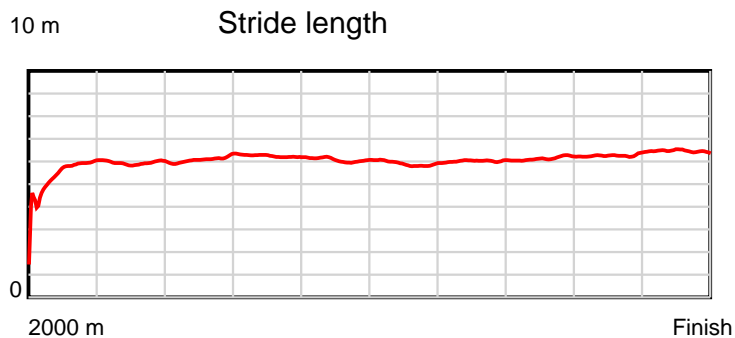
Disclaimer.

HRNZ and NZMTC and Thoroughbred Ratings Pty Ltd accepts no responsibility for the completeness or accuracy of any of the information contained herein, and makes no representations about its suitability for any particular purpose. Users should make their own judgements about those matters and/or seek independent advice. You assume all risks associated with use of the data provided on this page.

Race Results

August 08, 2021, Race 7, CLASSIC CONNECTION AT HARAS des TROTTEURS TROT, Distance 2000m, Addington - Survey 3200m

Result	TAB no.	Horse (Barrier)	2000 to 1800m	1800m to 1600m	1600m to 1400m	1400m to 1200m	1200m to 1000m	1000m to 800m	800m to 600m	600m to 400m	400m to 200m	200m to WP	Total or Average	Margin
2nd	7	Smudgee (6)												
		Position in running (margin)	-	1(0.0)	2(1.2)	2(2.4)	2(2.4)	2(2.1)	2(2.1)	3(2.0)	2(2.0)	2(2.2)		3.30
		Sectional time (s)	17.63	15.84	15.23	15.19	15.78	16.29	15.74	15.12	14.41	14.16		
		Cumulative time (s)	155.39	137.76	121.92	106.69	91.50	75.72	59.43	43.69	28.57	14.16	2:35.39	
		Speed (m/s)	11.35	12.63	13.13	13.17	12.67	12.28	12.71	13.23	13.88	14.12	12.87	
		Stride length (m)	5.36	5.90	6.10	6.21	6.01	5.85	5.99	6.09	6.29	6.38	6.00	
		Stride duration (s)	0.478	0.467	0.464	0.471	0.474	0.477	0.471	0.460	0.453	0.451	0.466	
		Stride efficiency (%)	44.85	54.40	58.13	60.23	56.44	53.51	56.01	57.97	61.89	63.53	56.33	
		Stride count	37.33	33.90	32.79	32.22	33.28	34.18	33.41	32.84	31.78	31.37	333.10	



Note: Horizontal distance axis grid lines are 200m furlongs.

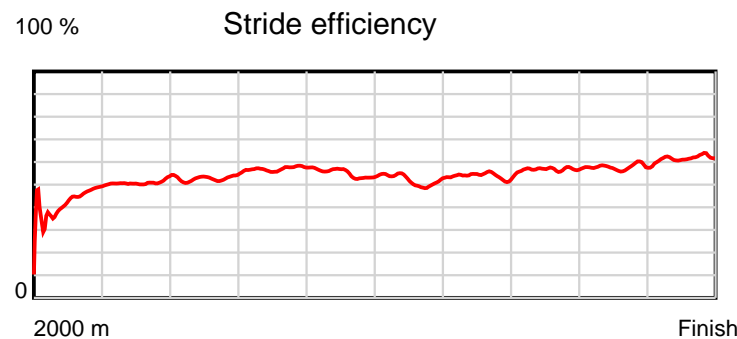
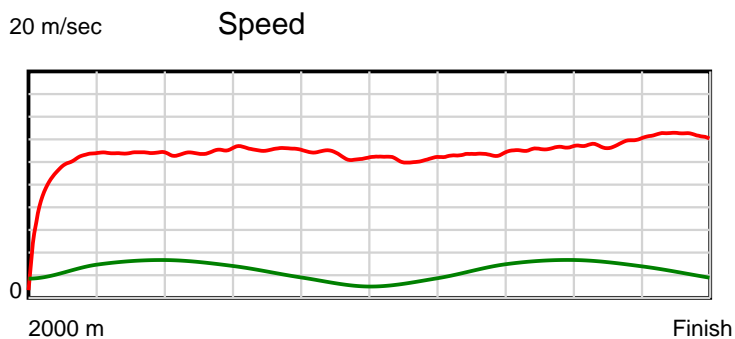
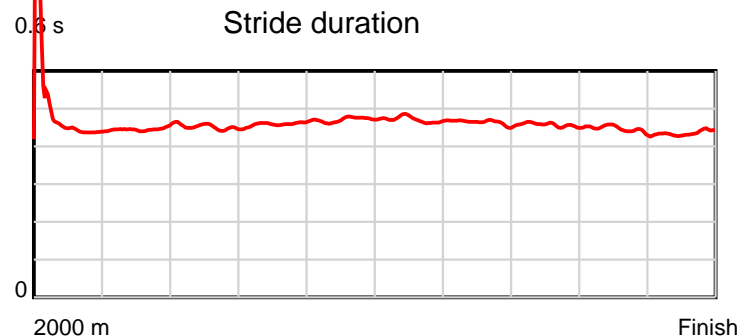
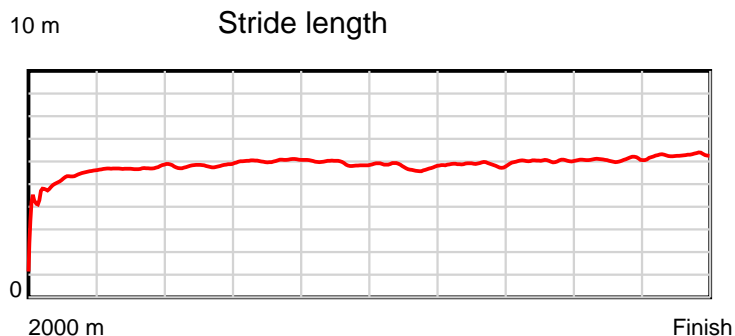
Disclaimer.

HRNZ and NZMTC and Thoroughbred Ratings Pty Ltd accepts no responsibility for the completeness or accuracy of any of the information contained herein, and makes no representations about its suitability for any particular purpose. Users should make their own judgements about those matters and/or seek independent advice. You assume all risks associated with use of the data provided on this page.

Race Results

August 08, 2021, Race 7, CLASSIC CONNECTION AT HARAS des TROTTEURS TROT, Distance 2000m, Addington - Survey 3200m

Result	TAB no.	Horse (Barrier)	2000 to 1800m	1800m to 1600m	1600m to 1400m	1400m to 1200m	1200m to 1000m	1000m to 800m	800m to 600m	600m to 400m	400m to 200m	200m to WP	Total or Average	Margin
3rd	3	Zsahara (2)												
		Position in running (margin)	-	5(5.6)	6(4.8)	6(6.7)	6(6.1)	6(6.2)	7(6.3)	8(6.2)	6(6.0)	6(6.9)		6.80
		Sectional time (s)	18.60	15.51	15.35	15.08	15.86	16.30	15.73	15.10	14.52	13.96		
		Cumulative time (s)	156.01	137.41	121.90	106.55	91.47	75.61	59.31	43.58	28.48	13.96	2:36.01	
		Speed (m/s)	10.75	12.89	13.03	13.26	12.61	12.27	12.71	13.25	13.77	14.33	12.82	
		Stride length (m)	5.13	5.75	5.88	6.10	5.94	5.78	5.89	6.05	6.13	6.25	5.87	
		Stride duration (s)	0.469	0.446	0.451	0.460	0.471	0.471	0.463	0.457	0.445	0.436	0.458	
		Stride efficiency (%)	41.13	51.65	53.99	58.10	55.14	52.20	54.23	57.20	58.79	60.96	53.91	
		Stride count	38.98	34.79	34.03	32.80	33.67	34.60	33.95	33.06	32.61	32.02	340.51	



Note: Horizontal distance axis grid lines are 200m furlongs.

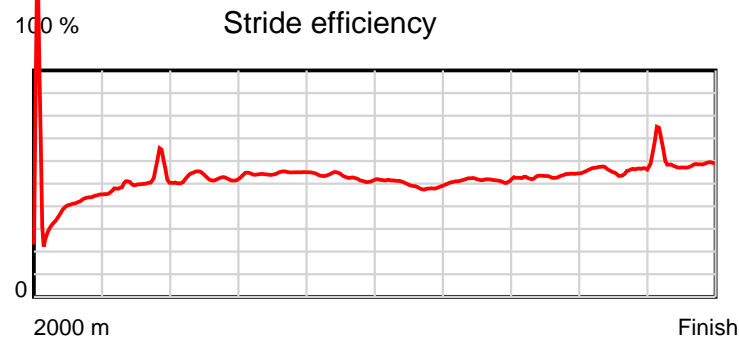
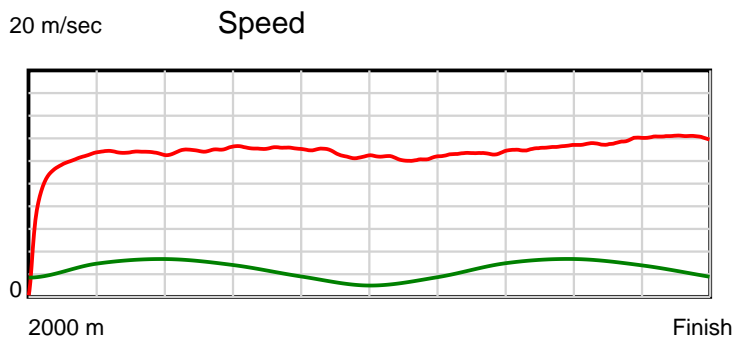
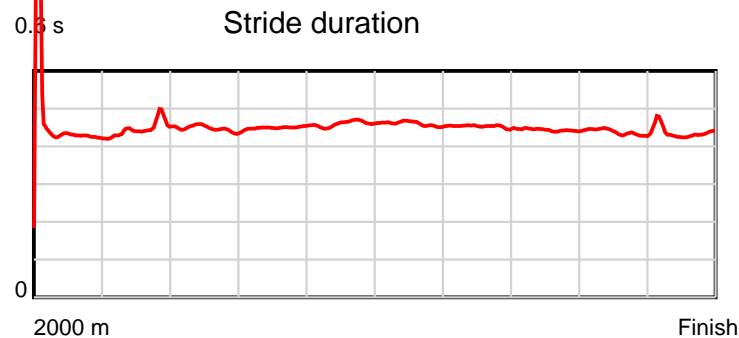
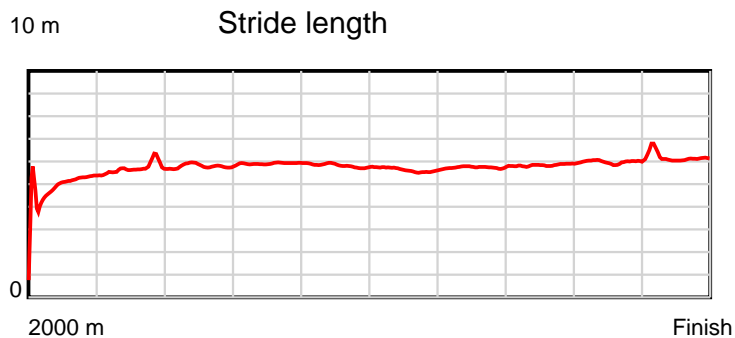
Disclaimer.

HRNZ and NZMTC and Thoroughbred Ratings Pty Ltd accepts no responsibility for the completeness or accuracy of any of the information contained herein, and makes no representations about its suitability for any particular purpose. Users should make their own judgements about those matters and/or seek independent advice. You assume all risks associated with use of the data provided on this page.

Race Results

August 08, 2021, Race 7, CLASSIC CONNECTION AT HARAS des TROTTEURS TROT, Distance 2000m, Addington - Survey 3200m

Result	TAB no.	Horse (Barrier)	2000 to	1800m to	1600m to	1400m to	1200m to	1000m to	800m to	600m to	400m to	200m to	Total or	Margin
4th	6	Kenny Keko (5)	1800m	1600m	1400m	1200m	1000m	800m	600m	400m	200m	WP	Average	
		Position in running (margin)	-	2(2.7)	4(2.9)	3(4.2)	3(4.2)	4(3.8)	4(4.1)	4(3.9)	5(4.4)	3(5.5)		6.90
		Sectional time (s)	18.22	15.68	15.25	15.17	15.78	16.33	15.72	15.21	14.56	14.12		
		Cumulative time (s)	156.04	137.82	122.14	106.89	91.72	75.94	59.61	43.89	28.68	14.12	2:36.04	
		Speed (m/s)	10.98	12.76	13.11	13.18	12.67	12.25	12.72	13.15	13.74	14.16	12.82	
		Stride length (m)	4.92	5.66	5.86	5.93	5.83	5.63	5.76	5.83	5.99	6.17	5.74	
		Stride duration (s)	0.446	0.444	0.447	0.450	0.460	0.459	0.453	0.443	0.436	0.435	0.448	
		Stride efficiency (%)	37.87	50.03	53.61	55.04	53.10	49.50	51.83	53.05	56.14	59.43	51.46	
		Stride count	40.63	35.35	34.15	33.70	34.31	35.53	34.73	34.32	33.37	32.43	348.52	



Note: Horizontal distance axis grid lines are 200m furlongs.

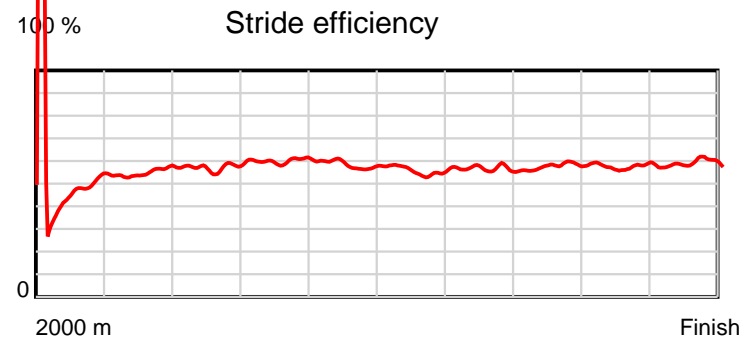
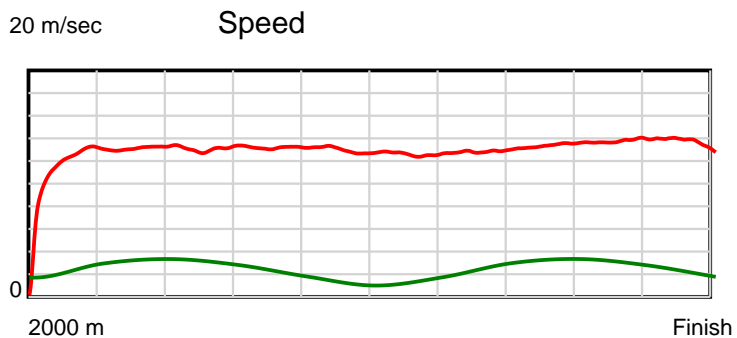
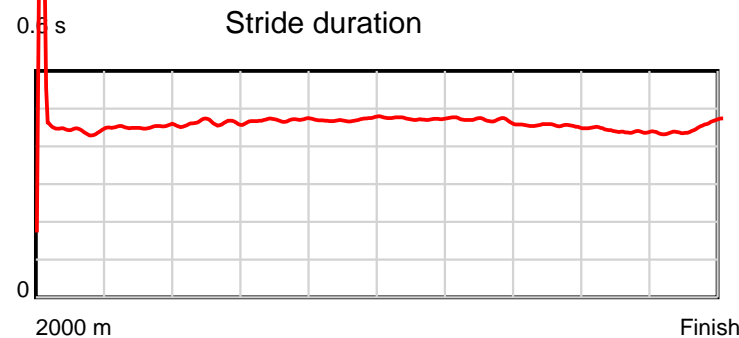
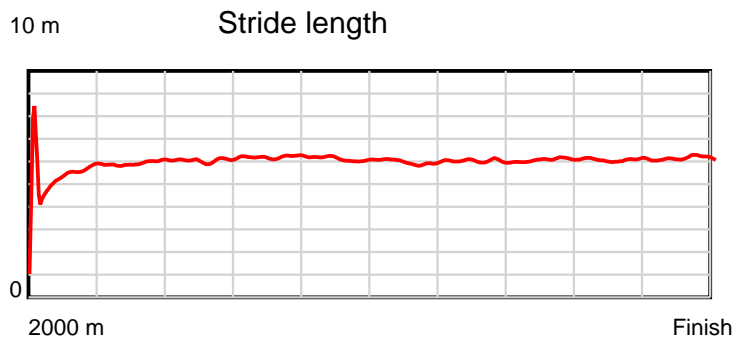
Disclaimer.

HRNZ and NZMTC and Thoroughbred Ratings Pty Ltd accepts no responsibility for the completeness or accuracy of any of the information contained herein, and makes no representations about its suitability for any particular purpose. Users should make their own judgements about those matters and/or seek independent advice. You assume all risks associated with use of the data provided on this page.

Race Results

August 08, 2021, Race 7, CLASSIC CONNECTION AT HARAS des TROTTEURS TROT, Distance 2000m, Addington - Survey 3200m

Result	TAB no.	Horse (Barrier)	2000 to	1800m to	1600m to	1400m to	1200m to	1000m to	800m to	600m to	400m to	200m to	Total or	Margin
5th	10	Bella Button (9)	1800m	1600m	1400m	1200m	1000m	800m	600m	400m	200m	WP	Average	
		Position in running (margin)	-	4(5.5)	5(3.8)	5(5.4)	5(5.9)	5(5.8)	5(5.5)	6(4.6)	4(4.4)	4(6.5)		11.80
		Sectional time (s)	18.78	15.35	15.30	15.26	15.82	16.24	15.60	15.10	14.73	14.74		
		Cumulative time (s)	156.92	138.14	122.79	107.49	92.23	76.41	60.17	44.57	29.47	14.74	2:36.92	
		Speed (m/s)	10.65	13.03	13.07	13.11	12.64	12.32	12.82	13.25	13.58	13.57	12.75	
		Stride length (m)	5.36	5.88	6.04	6.16	5.95	5.83	6.01	6.01	5.97	6.11	5.92	
		Stride duration (s)	0.473	0.451	0.462	0.470	0.471	0.473	0.469	0.454	0.440	0.450	0.465	
		Stride efficiency (%)	44.87	54.02	56.97	59.38	55.33	53.09	56.47	56.53	55.77	58.39	54.86	
		Stride count	37.33	34.02	33.12	32.45	33.61	34.31	33.27	33.25	33.48	32.72	337.56	



Note: Horizontal distance axis grid lines are 200m furlongs.

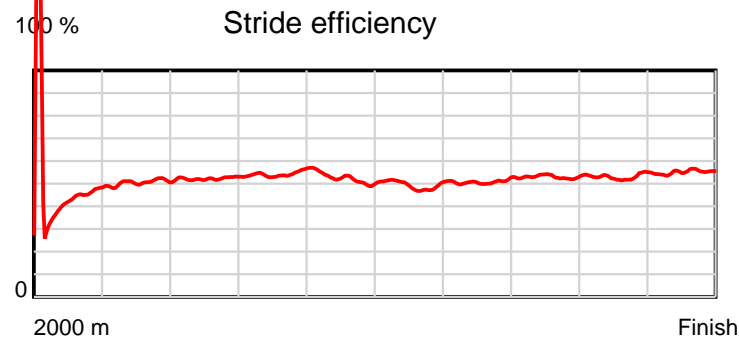
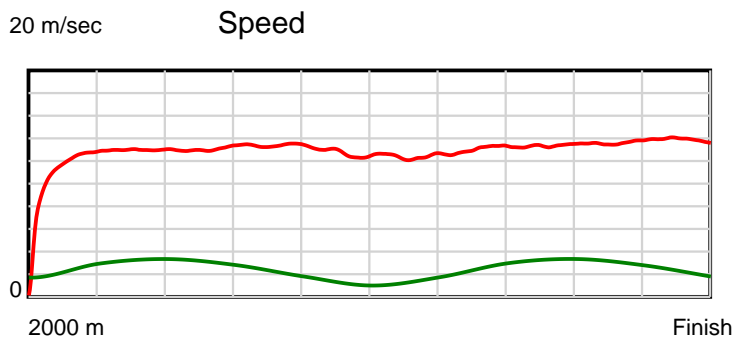
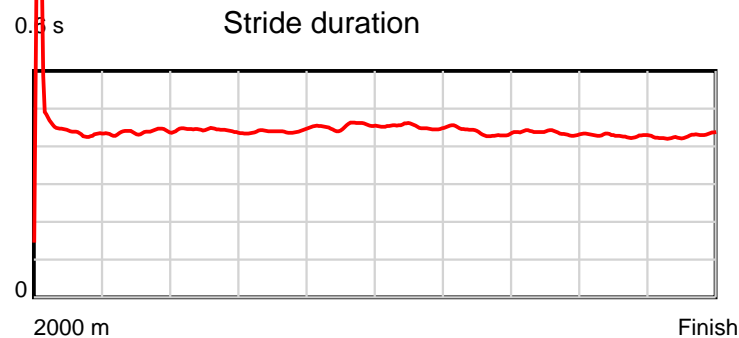
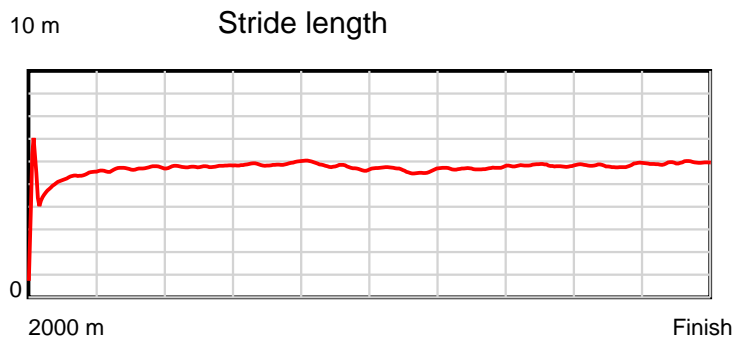
Disclaimer.

HRNZ and NZMTC and Thoroughbred Ratings Pty Ltd accepts no responsibility for the completeness or accuracy of any of the information contained herein, and makes no representations about its suitability for any particular purpose. Users should make their own judgements about those matters and/or seek independent advice. You assume all risks associated with use of the data provided on this page.

Race Results

August 08, 2021, Race 7, CLASSIC CONNECTION AT HARAS des TROTTEURS TROT, Distance 2000m, Addington - Survey 3200m

Result	TAB no.	Horse (Barrier)	2000 to	1800m to	1600m to	1400m to	1200m to	1000m to	800m to	600m to	400m to	200m to	Total or	Margin
6th	1	Monaro Mako (1)	1800m	1600m	1400m	1200m	1000m	800m	600m	400m	200m	WP	Average	
		Position in running (margin)	-	9(8.7)	9(8.0)	8(10.2)	7(8.8)	8(8.4)	8(8.4)	9(6.2)	8(6.6)	7(9.4)		12.10
		Sectional time (s)	19.26	15.53	15.38	14.95	15.78	16.29	15.39	15.18	14.86	14.36		
		Cumulative time (s)	156.98	137.72	122.19	106.81	91.86	76.08	59.79	44.40	29.22	14.36	2:36.98	
		Speed (m/s)	10.39	12.88	13.00	13.38	12.67	12.28	13.00	13.18	13.46	13.93	12.74	
		Stride length (m)	5.13	5.64	5.77	5.88	5.76	5.55	5.70	5.75	5.76	5.96	5.68	
		Stride duration (s)	0.468	0.438	0.444	0.440	0.454	0.452	0.438	0.436	0.428	0.428	0.446	
		Stride efficiency (%)	41.19	49.62	51.97	54.09	51.76	48.16	50.73	51.58	51.82	55.58	50.42	
		Stride count	38.96	35.49	34.68	34.00	34.75	36.03	35.10	34.81	34.73	33.54	352.09	



Note: Horizontal distance axis grid lines are 200m furlongs.

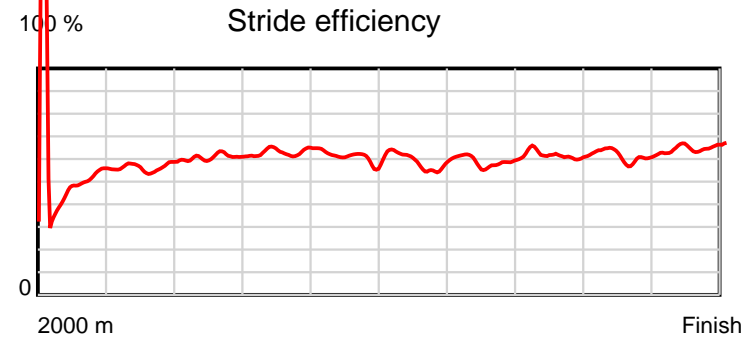
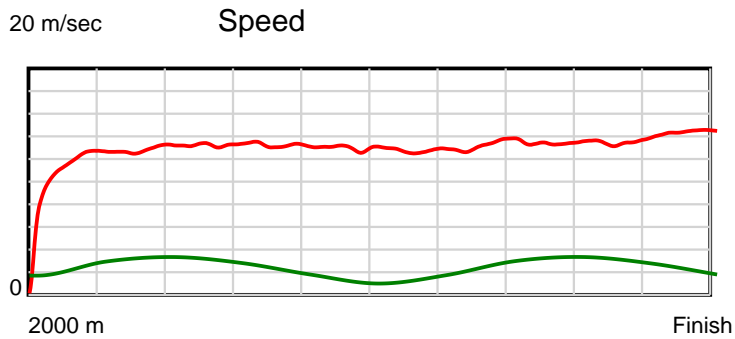
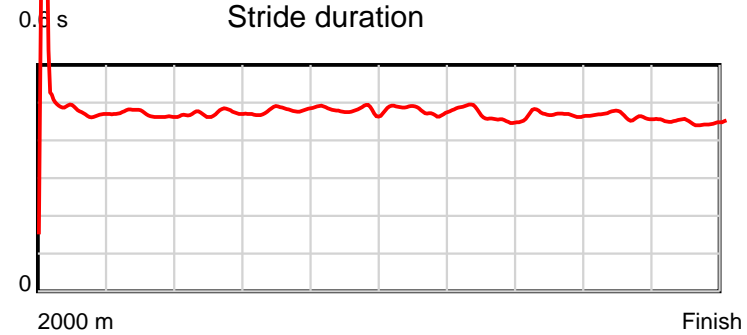
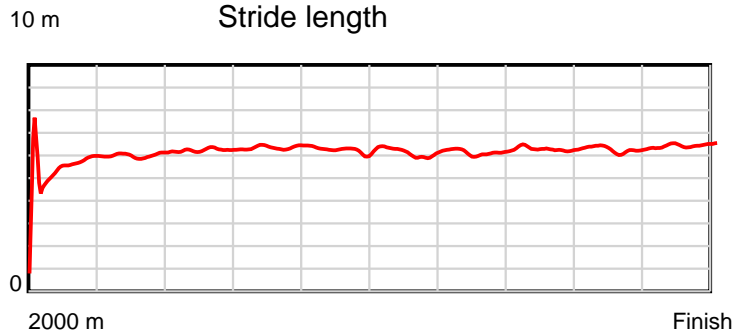
Disclaimer.

HRNZ and NZMTC and Thoroughbred Ratings Pty Ltd accepts no responsibility for the completeness or accuracy of any of the information contained herein, and makes no representations about its suitability for any particular purpose. Users should make their own judgements about those matters and/or seek independent advice. You assume all risks associated with use of the data provided on this page.

Race Results

August 08, 2021, Race 7, CLASSIC CONNECTION AT HARAS des TROTTEURS TROT, Distance 2000m, Addington - Survey 3200m

Result	TAB no.	Horse (Barrier)	2000 to 1800m to	1800m to 1600m to	1600m to 1400m to	1400m to 1200m to	1200m to 1000m to	1000m to 800m to	800m to 600m to	600m to 400m to	400m to 200m to	200m to WP	Total or Average	Margin
7th	5	DD's Super Stu... (4)	1800m	1600m	1400m	1200m	1000m	800m	600m	400m	200m	WP	Average	
		Position in running (margin)	-	11(10.5)	11(12.7)	11(14.8)	11(14.3)	11(13.3)	11(12.1)	11(8.1)	11(9.8)	9(14.4)		13.40
		Sectional time (s)	19.56	16.01	15.38	15.09	15.68	16.09	15.07	15.42	15.14	13.77		
		Cumulative time (s)	157.21	137.65	121.64	106.26	91.17	75.49	59.40	44.33	28.91	13.77	2:37.21	
		Speed (m/s)	10.23	12.49	13.00	13.25	12.76	12.43	13.27	12.97	13.21	14.52	12.72	
		Stride length (m)	5.54	5.87	6.14	6.36	6.13	5.97	6.17	6.09	6.12	6.51	6.08	
		Stride duration (s)	0.520	0.470	0.472	0.480	0.481	0.480	0.465	0.469	0.463	0.448	0.478	
		Stride efficiency (%)	47.97	53.77	58.82	63.22	58.71	55.67	59.39	57.95	58.56	66.16	57.72	
		Stride count	36.10	34.10	32.60	31.44	32.63	33.51	32.44	32.84	32.67	30.74	329.07	



Note: Horizontal distance axis grid lines are 200m furlongs.

Disclaimer.

HRNZ and NZMTC and Thoroughbred Ratings Pty Ltd accepts no responsibility for the completeness or accuracy of any of the information contained herein, and makes no representations about its suitability for any particular purpose. Users should make their own judgements about those matters and/or seek independent advice. You assume all risks associated with use of the data provided on this page.




Race Results



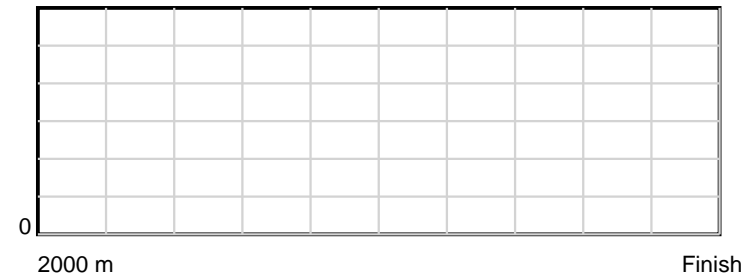
August 08, 2021, Race 7, CLASSIC CONNECTION AT HARAS des TROTTEURS TROT, Distance 2000m, Addington - Survey 3200m

Result	TAB no.	Horse (Barrier)	2000 to	1800m to	1600m to	1400m to	1200m to	1000m to	800m to	600m to	400m to	200m to	Total or	Margin
8th	15	Palisade (0)												
		Position in running (margin)												
		Sectional time (s)												
		Cumulative time (s)												
		Speed (m/s)												
		Stride length (m)												
		Stride duration (s)												
		Stride efficiency (%)												
		Stride count												


10 m Stride length




0.6 s Stride duration



20 m/sec Speed



100 % Stride efficiency



Note: Horizontal distance axis grid lines are 200m furlongs.

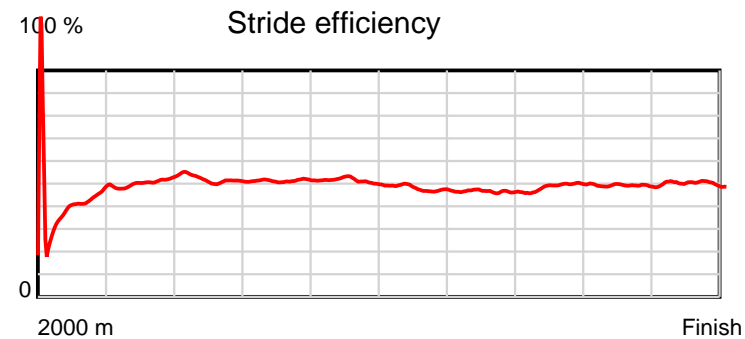
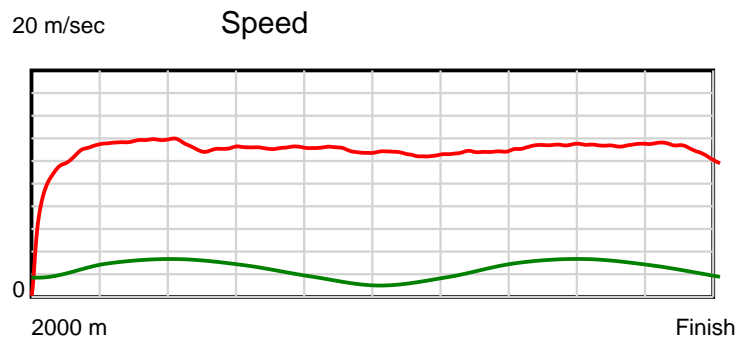
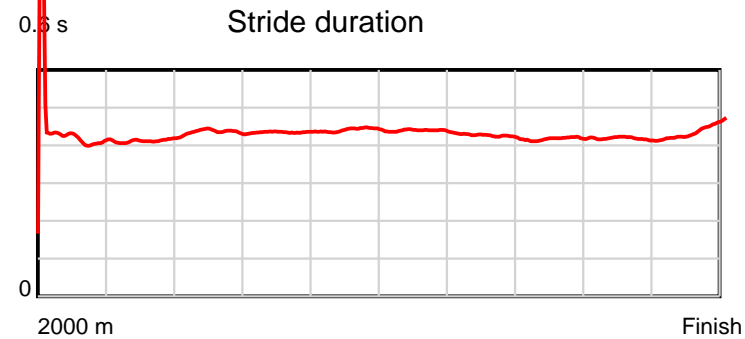
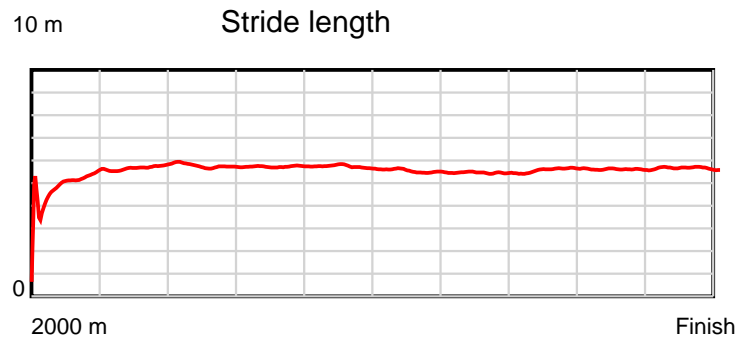
Disclaimer.

HRNZ and NZMTC and Thoroughbred Ratings Pty Ltd accepts no responsibility for the completeness or accuracy of any of the information contained herein, and makes no representations about its suitability for any particular purpose. Users should make their own judgements about those matters and/or seek independent advice. You assume all risks associated with use of the data provided on this page.

Race Results

August 08, 2021, Race 7, CLASSIC CONNECTION AT HARAS des TROTTEURS TROT, Distance 2000m, Addington - Survey 3200m

Result	TAB no.	Horse (Barrier)	2000 to	1800m to	1600m to	1400m to	1200m to	1000m to	800m to	600m to	400m to	200m to	Total or	Margin
9th	9	Sally Lindenny (8)	1800m	1600m	1400m	1200m	1000m	800m	600m	400m	200m	WP	Average	
		Position in running (margin)	-	6(6.7)	3(2.5)	4(4.6)	4(4.6)	3(3.5)	3(2.7)	2(1.7)	3(3.2)	5(6.8)		16.10
		Sectional time (s)	18.79	14.94	15.39	15.18	15.65	16.16	15.59	15.37	14.98	15.63		
		Cumulative time (s)	157.68	138.89	123.95	108.56	93.38	77.73	61.57	45.98	30.61	15.63	2:37.68	
		Speed (m/s)	10.65	13.39	13.00	13.18	12.78	12.38	12.83	13.01	13.35	12.80	12.68	
		Stride length (m)	4.88	5.51	5.67	5.73	5.64	5.43	5.46	5.44	5.57	5.65	5.49	
		Stride duration (s)	0.434	0.412	0.436	0.435	0.441	0.439	0.425	0.418	0.417	0.441	0.433	
		Stride efficiency (%)	37.29	47.52	50.26	51.29	49.69	46.12	46.52	46.17	48.54	49.83	47.07	
		Stride count	40.94	36.27	35.26	34.91	35.47	36.81	36.66	36.79	35.89	35.42	364.42	



Note: Horizontal distance axis grid lines are 200m furlongs.

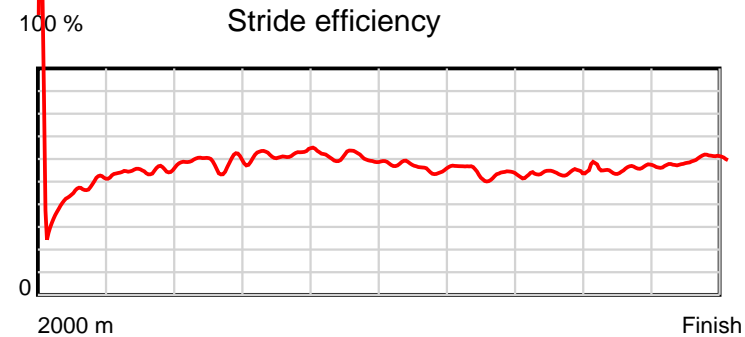
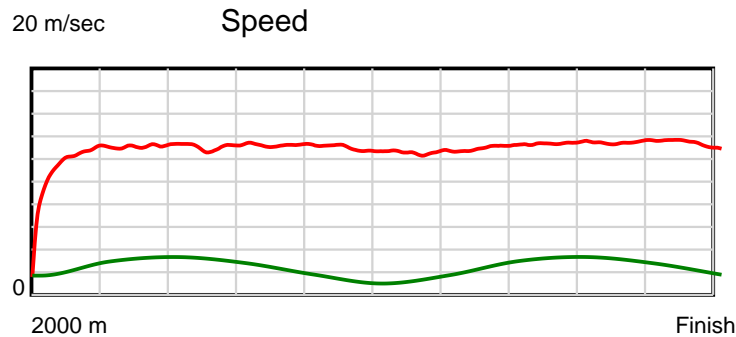
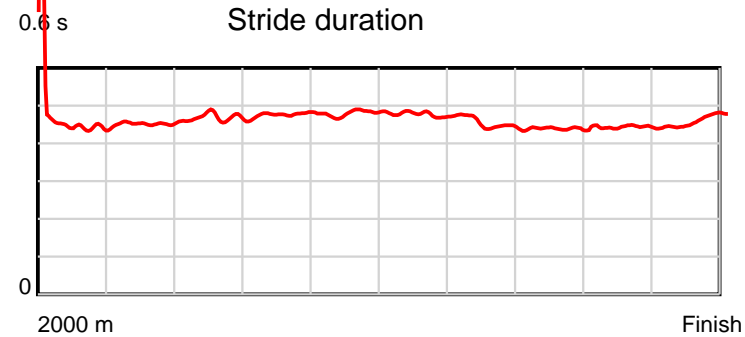
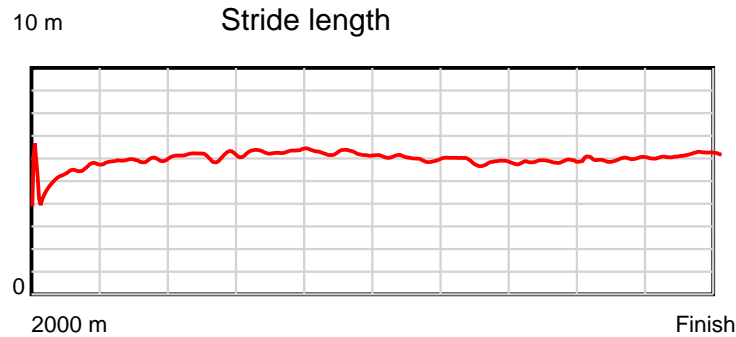
Disclaimer.

HRNZ and NZMTC and Thoroughbred Ratings Pty Ltd accepts no responsibility for the completeness or accuracy of any of the information contained herein, and makes no representations about its suitability for any particular purpose. Users should make their own judgements about those matters and/or seek independent advice. You assume all risks associated with use of the data provided on this page.

Race Results

August 08, 2021, Race 7, CLASSIC CONNECTION AT HARAS des TROTTEURS TROT, Distance 2000m, Addington - Survey 3200m

Result	TAB no.	Horse (Barrier)	2000 to	1800m to	1600m to	1400m to	1200m to	1000m to	800m to	600m to	400m to	200m to	Total or	Margin
10th	14	Shes So Right (12)	1800m	1600m	1400m	1200m	1000m	800m	600m	400m	200m	WP	Average	
		Position in running (margin)	-	7(6.8)	7(6.8)	7(9.0)	8(8.8)	7(7.7)	6(6.2)	5(4.0)	7(6.2)	8(12.0)		17.00
		Sectional time (s)	18.72	15.64	15.39	15.15	15.65	16.03	15.39	15.49	15.34	15.05		
		Cumulative time (s)	157.85	139.13	123.49	108.10	92.95	77.30	61.27	45.88	30.39	15.05	2:37.85	
		Speed (m/s)	10.69	12.79	13.00	13.20	12.78	12.48	13.00	12.91	13.04	13.29	12.67	
		Stride length (m)	5.18	5.79	6.08	6.30	6.14	5.94	5.88	5.66	5.78	6.15	5.87	
		Stride duration (s)	0.451	0.452	0.468	0.477	0.480	0.476	0.452	0.439	0.443	0.463	0.463	
		Stride efficiency (%)	41.96	52.33	57.76	61.95	58.83	55.14	53.96	50.14	52.14	59.04	53.88	
		Stride count	38.60	34.56	32.90	31.76	32.60	33.67	34.04	35.31	34.62	32.54	340.60	



Note: Horizontal distance axis grid lines are 200m furlongs.

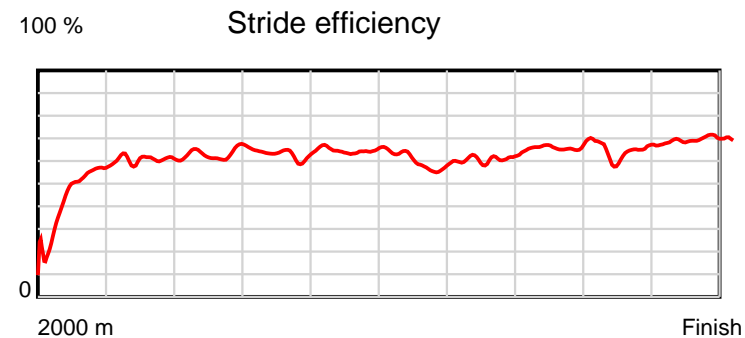
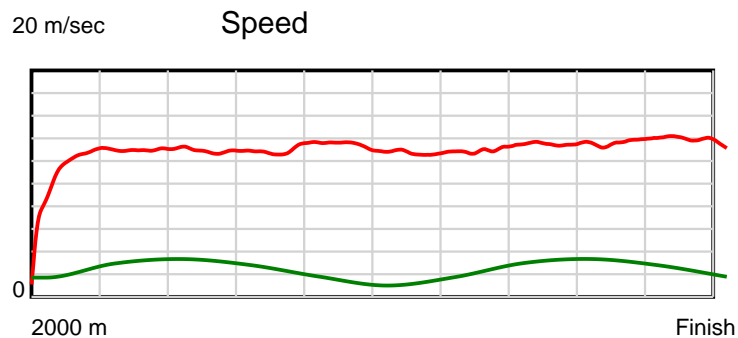
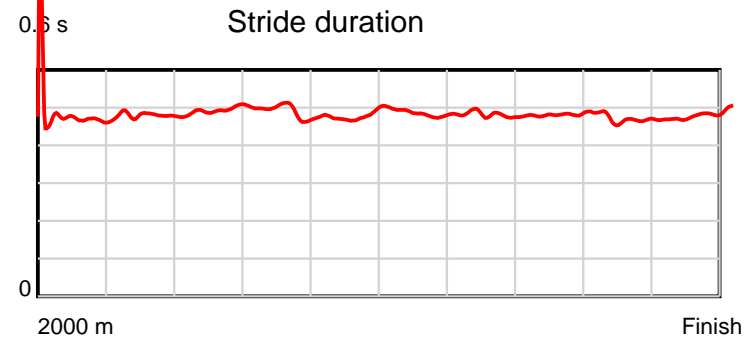
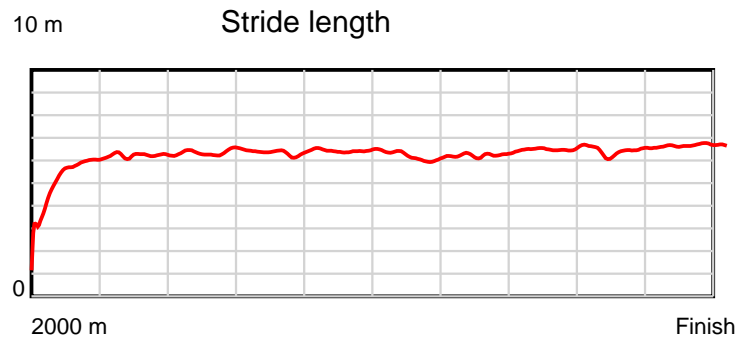
Disclaimer.

HRNZ and NZMTC and Thoroughbred Ratings Pty Ltd accepts no responsibility for the completeness or accuracy of any of the information contained herein, and makes no representations about its suitability for any particular purpose. Users should make their own judgements about those matters and/or seek independent advice. You assume all risks associated with use of the data provided on this page.

Race Results

August 08, 2021, Race 7, CLASSIC CONNECTION AT HARAS des TROTTEURS TROT, Distance 2000m, Addington - Survey 3200m

Result	TAB no.	Horse (Barrier)	2000 to	1800m to	1600m to	1400m to	1200m to	1000m to	800m to	600m to	400m to	200m to	Total or	Margin
11th	4	Rachmaninov (3)	1800m	1600m	1400m	1200m	1000m	800m	600m	400m	200m	WP	Average	
		Position in running (margin)	-	8(7.5)	8(8.0)	10(12.9)	10(13.7)	10(11.6)	10(10.2)	10(7.7)	10(9.2)	10(15.6)		18.30
		Sectional time (s)	18.85	15.72	15.84	15.32	15.49	16.05	15.33	15.37	15.45	14.66		
		Cumulative time (s)	158.08	139.23	123.51	107.67	92.35	76.86	60.81	45.48	30.11	14.66	2:38.08	
		Speed (m/s)	10.61	12.72	12.63	13.05	12.91	12.46	13.05	13.01	12.94	13.64	12.65	
		Stride length (m)	5.09	6.10	6.23	6.39	6.20	6.03	6.28	6.27	6.06	6.60	6.10	
		Stride duration (s)	0.467	0.480	0.494	0.490	0.480	0.484	0.481	0.482	0.468	0.484	0.482	
		Stride efficiency (%)	40.55	58.19	60.71	63.79	60.06	56.81	61.61	61.47	57.44	68.15	58.15	
		Stride count	39.26	32.77	32.09	31.30	32.26	33.17	31.85	31.89	32.99	30.29	327.87	



Note: Horizontal distance axis grid lines are 200m furlongs.

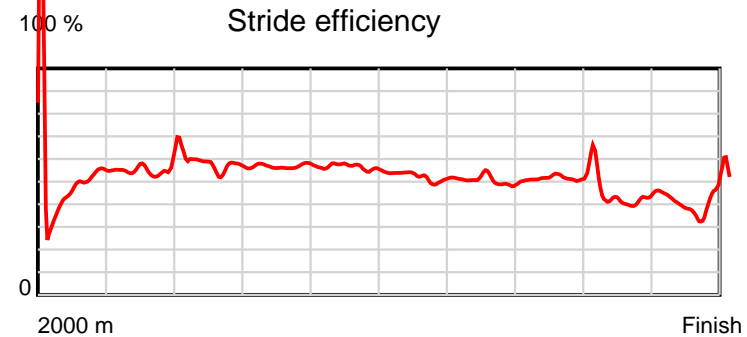
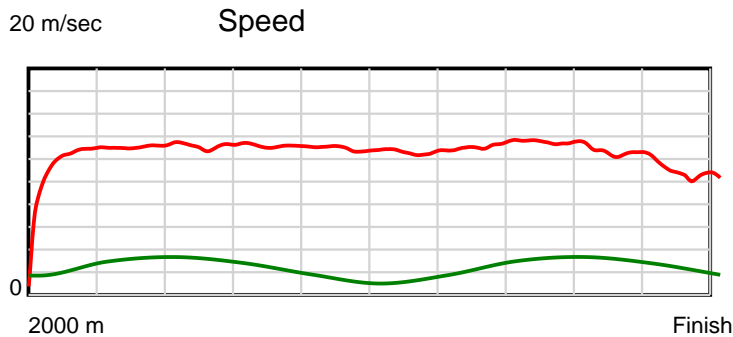
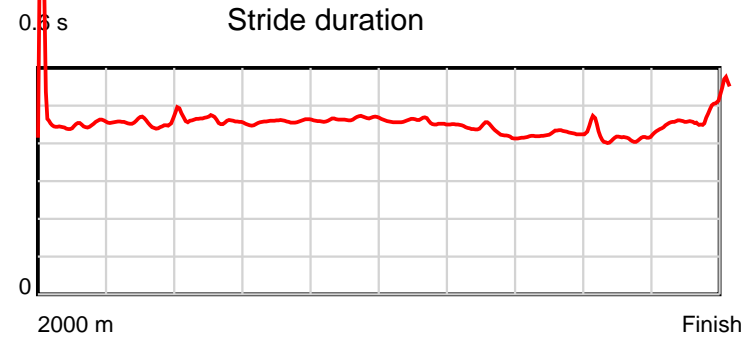
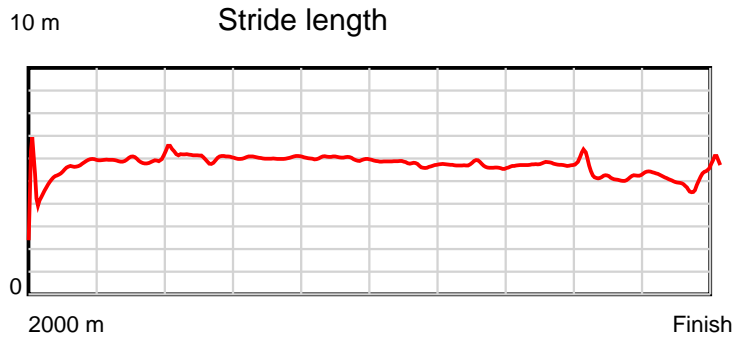
Disclaimer.

HRNZ and NZMTC and Thoroughbred Ratings Pty Ltd accepts no responsibility for the completeness or accuracy of any of the information contained herein, and makes no representations about its suitability for any particular purpose. Users should make their own judgements about those matters and/or seek independent advice. You assume all risks associated with use of the data provided on this page.

Race Results

August 08, 2021, Race 7, CLASSIC CONNECTION AT HARAS des TROTTEURS TROT, Distance 2000m, Addington - Survey 3200m

Result	TAB no.	Horse (Barrier)	2000 to	1800m to	1600m to	1400m to	1200m to	1000m to	800m to	600m to	400m to	200m to	Total or	Margin
12th	13	South Park (11)	1800m	1600m	1400m	1200m	1000m	800m	600m	400m	200m	WP	Average	
		Position in running (margin)	-	10(9.2)	10(8.2)	9(10.2)	9(10.0)	9(9.6)	9(8.5)	7(5.5)	9(7.7)	11(19.4)		44.10
		Sectional time (s)	18.98	15.48	15.35	15.15	15.77	16.10	15.25	15.49	16.34	18.82		
		Cumulative time (s)	162.73	143.75	128.27	112.92	97.77	82.00	65.90	50.65	35.16	18.82	2:42.73	
		Speed (m/s)	10.54	12.92	13.03	13.20	12.68	12.42	13.11	12.91	12.24	10.63	12.29	
		Stride length (m)	5.25	5.90	5.99	6.04	5.89	5.67	5.68	5.53	5.08	5.09	5.59	
		Stride duration (s)	0.454	0.457	0.460	0.458	0.465	0.457	0.433	0.429	0.415	0.479	0.455	
		Stride efficiency (%)	43.09	54.46	56.00	57.06	54.23	50.27	50.40	47.87	40.25	40.52	48.84	
		Stride count	38.09	33.88	33.41	33.10	33.95	35.26	35.22	36.14	39.41	39.27	357.73	



Note: Horizontal distance axis grid lines are 200m furlongs.

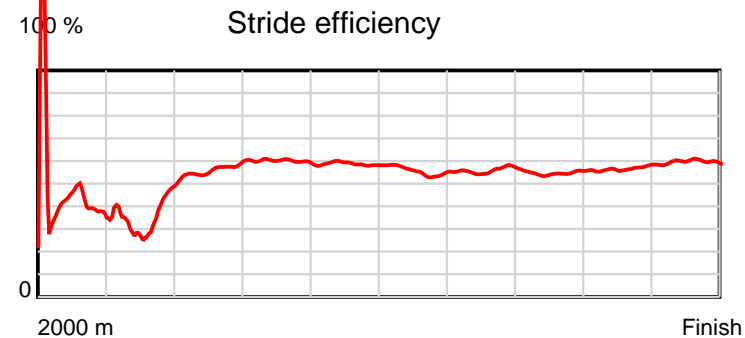
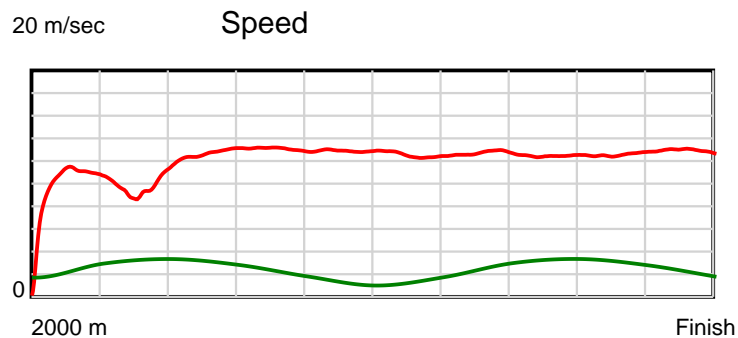
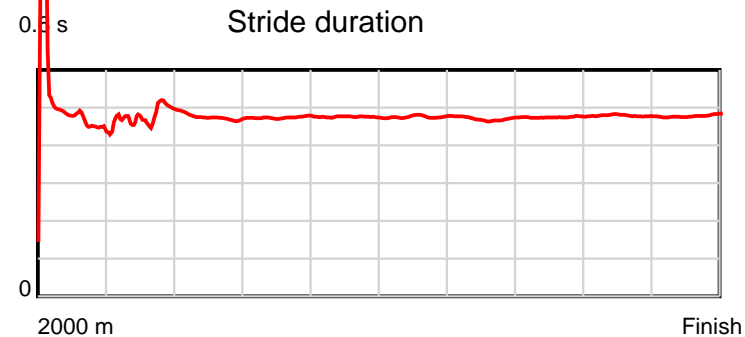
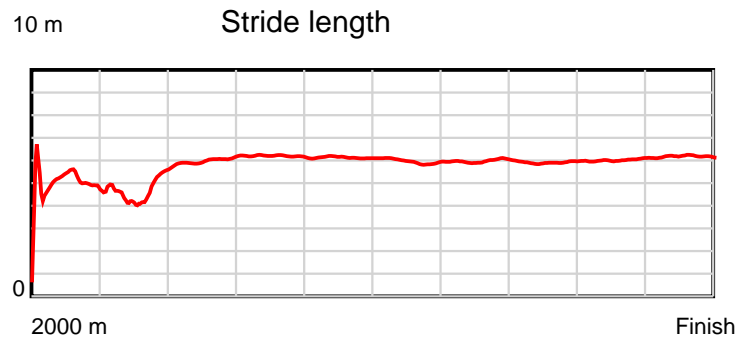
Disclaimer.

HRNZ and NZMTC and Thoroughbred Ratings Pty Ltd accepts no responsibility for the completeness or accuracy of any of the information contained herein, and makes no representations about its suitability for any particular purpose. Users should make their own judgements about those matters and/or seek independent advice. You assume all risks associated with use of the data provided on this page.

Race Results

August 08, 2021, Race 7, CLASSIC CONNECTION AT HARAS des TROTTEURS TROT, Distance 2000m, Addington - Survey 3200m

Result	TAB no.	Horse (Barrier)	2000 to 1800m	1800m to 1600m	1600m to 1400m	1400m to 1200m	1200m to 1000m	1000m to 800m	800m to 600m	600m to 400m	400m to 200m	200m to WP	Total or Average	Margin
13th	8	Gotta Ticket (7)												
		Position in running (margin)	-	12(13.7)	12(44.7)	12(49.6)	12(50.5)	12(48.9)	12(46.9)	12(47.0)	12(53.3)	12(63.1)		67.40
		Sectional time (s)	19.84	20.81	15.84	15.33	15.57	15.97	15.76	16.18	16.01	15.61		
		Cumulative time (s)	166.92	147.08	126.27	110.43	95.10	79.53	63.56	47.80	31.62	15.61	2:46.92	
		Speed (m/s)	10.08	9.61	12.63	13.05	12.85	12.52	12.69	12.36	12.49	12.81	11.98	
		Stride length (m)	5.02	4.42	5.98	6.18	6.10	5.96	5.97	5.87	5.98	6.13	5.70	
		Stride duration (s)	0.499	0.460	0.473	0.474	0.475	0.476	0.470	0.475	0.479	0.478	0.476	
		Stride efficiency (%)	39.45	30.59	55.87	59.76	58.22	55.55	55.71	53.84	55.89	58.76	50.81	
		Stride count	39.80	45.20	33.45	32.34	32.77	33.54	33.50	34.07	33.44	32.62	350.73	



Note: Horizontal distance axis grid lines are 200m furlongs.

Disclaimer.

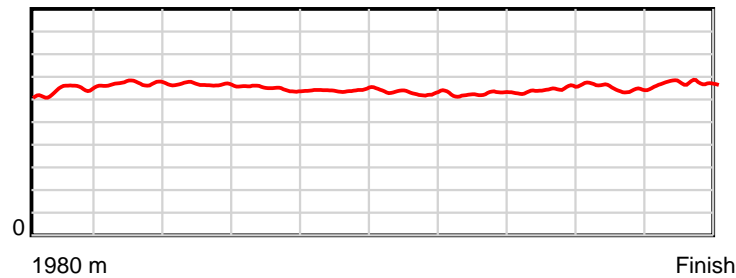
HRNZ and NZMTC and Thoroughbred Ratings Pty Ltd accepts no responsibility for the completeness or accuracy of any of the information contained herein, and makes no representations about its suitability for any particular purpose. Users should make their own judgements about those matters and/or seek independent advice. You assume all risks associated with use of the data provided on this page.

Race Results

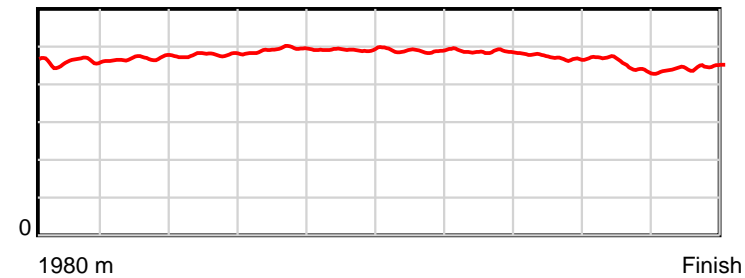
August 08, 2021, Race 8, WOODLANDS STUD SUPPORTS CANTY BREEDERS MOBILE PACE, Distance 1980m, Addington - Survey 1980m

Result	TAB no.	Horse (Barrier)	1980 to	1800m to	1600m to	1400m to	1200m to	1000m to	800m to	600m to	400m to	200m to	Total or	Margin
1st	6	Taumata VC (5)	1800m	1600m	1400m	1200m	1000m	800m	600m	400m	200m	WP	Average	
		Position in running (margin)	-	7(7.2)	7(9.2)	7(10.3)	7(8.6)	7(6.3)	6(5.4)	6(5.5)	6(5.0)	4(3.8)		0.00
		Sectional time (s)	13.05	14.30	14.59	15.32	15.57	15.93	15.67	14.95	14.04	13.33		
		Cumulative time (s)	146.75	133.70	119.40	104.81	89.49	73.92	57.99	42.32	27.37	13.33	2:26.75	
		Speed (m/s)	13.80	13.99	13.71	13.05	12.85	12.55	12.76	13.38	14.25	15.00	13.49	
		Stride length (m)	6.35	6.56	6.55	6.43	6.32	6.14	6.20	6.31	6.41	6.68	6.39	
		Stride duration (s)	0.460	0.469	0.478	0.492	0.492	0.489	0.486	0.472	0.450	0.445	0.474	
		Stride efficiency (%)	62.96	67.28	67.10	64.56	62.32	58.98	60.11	62.25	64.26	69.74	63.84	
		Stride count	28.36	30.48	30.52	31.12	31.67	32.56	32.25	31.69	31.19	29.94	309.78	

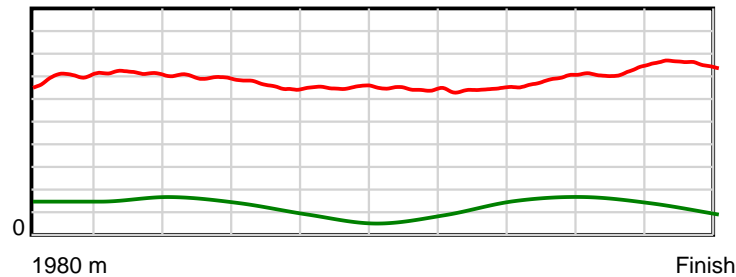
10 m Stride length



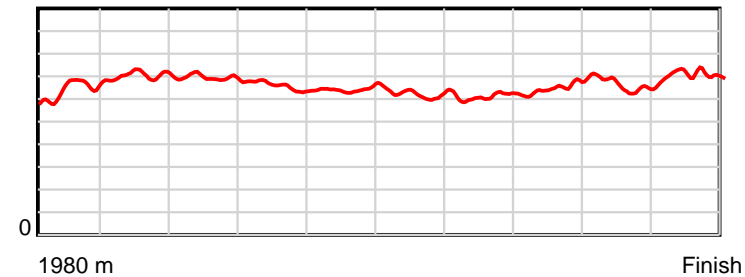
0.6 s Stride duration



20 m/sec Speed



100 % Stride efficiency



Note: Horizontal distance axis grid lines are 200m furlongs.

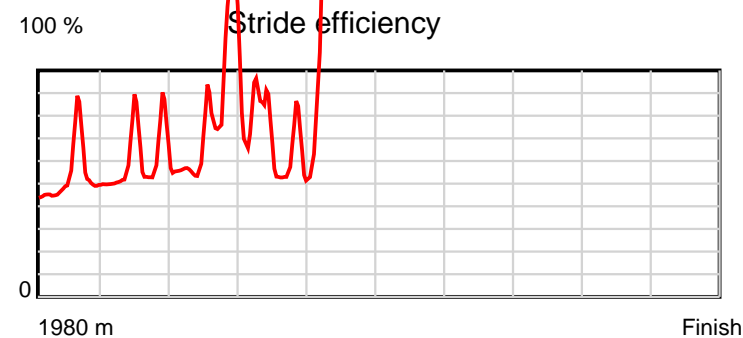
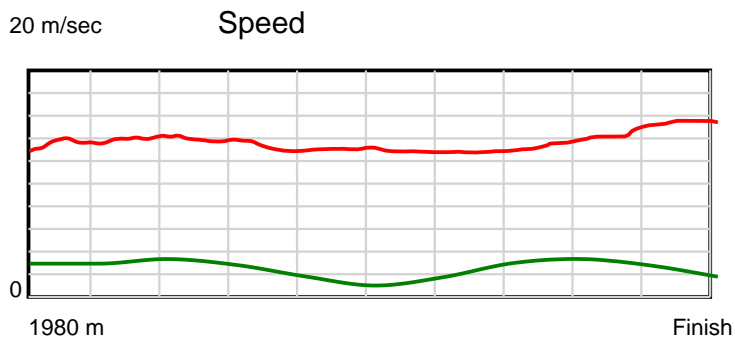
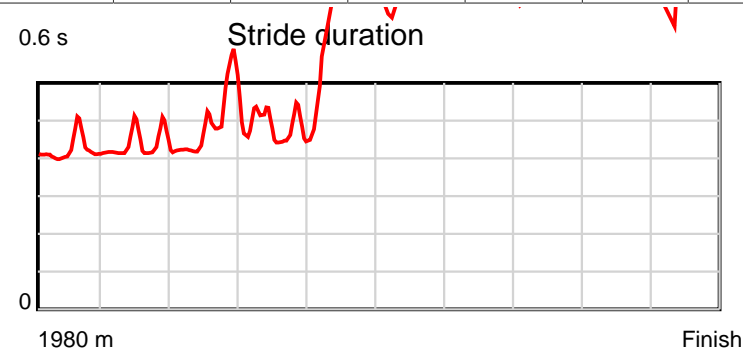
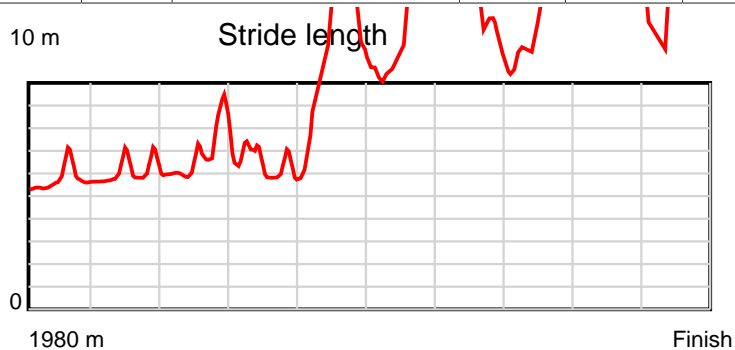
Disclaimer.

HRNZ and NZMTC and Thoroughbred Ratings Pty Ltd accepts no responsibility for the completeness or accuracy of any of the information contained herein, and makes no representations about its suitability for any particular purpose. Users should make their own judgements about those matters and/or seek independent advice. You assume all risks associated with use of the data provided on this page.

Race Results

August 08, 2021, Race 8, WOODLANDS STUD SUPPORTS CANTY BREEDERS MOBILE PACE, Distance 1980m, Addington - Survey 1980m

Result	TAB no.	Horse (Barrier)	1980 to	1800m to	1600m to	1400m to	1200m to	1000m to	800m to	600m to	400m to	200m to	Total or	Margin
2nd	8	Immer Besser (7)	1800m	1600m	1400m	1200m	1000m	800m	600m	400m	200m	WP	Average	
		Position in running (margin)	-	8(8.2)	8(11.8)	8(12.9)	8(10.2)	8(8.3)	8(7.4)	8(7.5)	8(6.5)	6(4.4)		0.00
		Sectional time (s)	13.32	14.56	14.59	15.16	15.65	15.92	15.67	14.86	13.90	13.12		
		Cumulative time (s)	146.75	133.43	118.87	104.28	89.12	73.47	57.55	41.88	27.02	13.12	2:26.75	
		Speed (m/s)	13.52	13.74	13.71	13.19	12.78	12.56	12.76	13.46	14.39	15.24	13.49	
		Stride length (m)	5.68	5.85	6.37	6.07	10.07	13.28	10.99	9.96	11.59	16.90	8.51	
		Stride duration (s)	0.417	0.426	0.464	0.460	0.788	1.057	0.861	0.740	0.805	1.108	0.631	
		Stride efficiency (%)	50.45	53.45	63.33	57.63	158.49	275.77	188.72	154.88	209.78	446.08	113.29	
		Stride count	31.68	34.20	31.42	32.93	19.86	15.06	18.20	20.09	17.26	11.84	232.54	



Note: Horizontal distance axis grid lines are 200m furlongs.

Disclaimer.

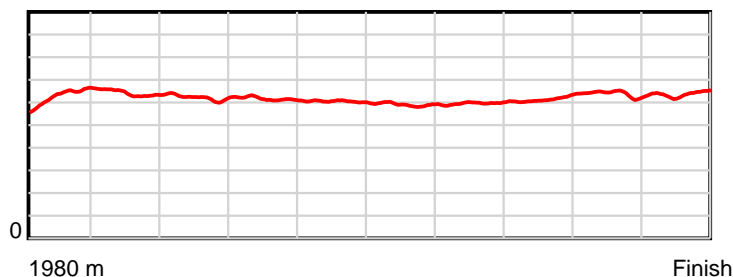
HRNZ and NZMTC and Thoroughbred Ratings Pty Ltd accepts no responsibility for the completeness or accuracy of any of the information contained herein, and makes no representations about its suitability for any particular purpose. Users should make their own judgements about those matters and/or seek independent advice. You assume all risks associated with use of the data provided on this page.

Race Results

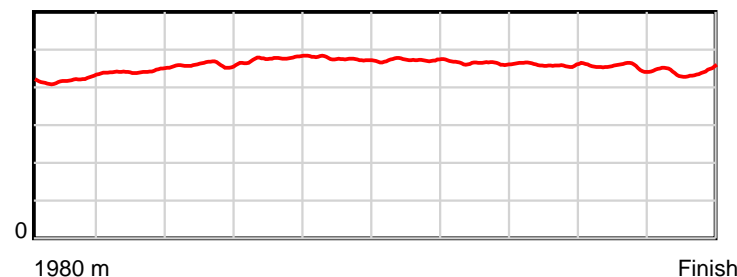
August 08, 2021, Race 8, WOODLANDS STUD SUPPORTS CANTY BREEDERS MOBILE PACE, Distance 1980m, Addington - Survey 1980m

Result	TAB no.	Horse (Barrier)	1980 to	1800m to	1600m to	1400m to	1200m to	1000m to	800m to	600m to	400m to	200m to	Total or	Margin
3rd	1	Big Mama Morri... (1)	1800m	1600m	1400m	1200m	1000m	800m	600m	400m	200m	WP	Average	
		Position in running (margin)	-	1(0.0)	2(0.6)	2(3.6)	2(2.8)	2(1.6)	3(2.5)	2(1.9)	3(2.2)	3(2.6)		2.50
		Sectional time (s)	11.98	14.06	14.89	15.48	15.77	16.22	15.55	15.08	14.32	13.85		
		Cumulative time (s)	147.20	135.22	121.16	106.27	90.79	75.02	58.80	43.25	28.17	13.85	2:27.20	
		Speed (m/s)	15.03	14.22	13.43	12.92	12.68	12.33	12.86	13.26	13.97	14.44	13.45	
		Stride length (m)	6.35	6.29	6.18	6.16	6.03	5.82	5.97	6.10	6.34	6.41	6.16	
		Stride duration (s)	0.419	0.443	0.460	0.476	0.476	0.472	0.464	0.460	0.454	0.444	0.458	
		Stride efficiency (%)	62.96	61.92	59.66	59.20	56.83	53.01	55.67	58.12	62.76	64.21	59.24	
		Stride count	28.36	31.77	32.37	32.49	33.17	34.34	33.51	32.80	31.56	31.20	321.57	

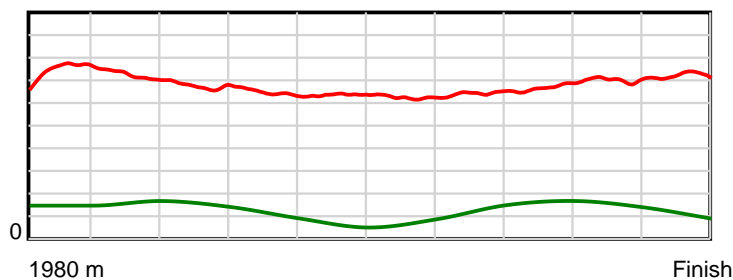
10 m Stride length



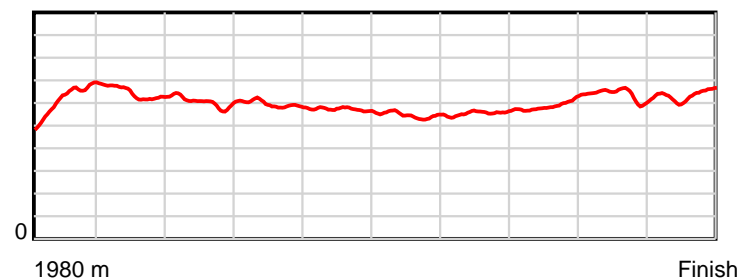
0.6 s Stride duration



20 m/sec Speed



100 % Stride efficiency



Note: Horizontal distance axis grid lines are 200m furlongs.

Disclaimer.

HRNZ and NZMTC and Thoroughbred Ratings Pty Ltd accepts no responsibility for the completeness or accuracy of any of the information contained herein, and makes no representations about its suitability for any particular purpose. Users should make their own judgements about those matters and/or seek independent advice. You assume all risks associated with use of the data provided on this page.



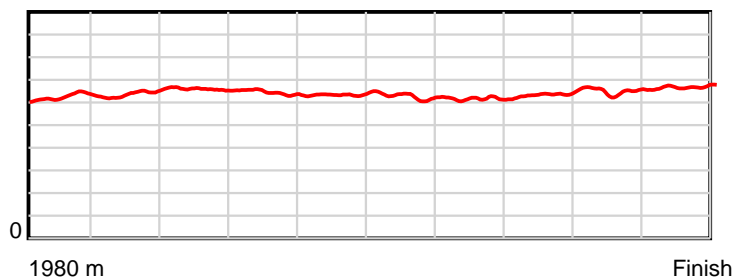
Race Results



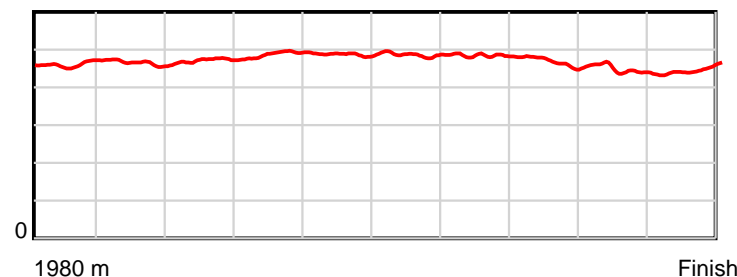
August 08, 2021, Race 8, WOODLANDS STUD SUPPORTS CANTY BREEDERS MOBILE PACE, Distance 1980m, Addington - Survey 1980m

Result	TAB no.	Horse (Barrier)	1980 to	1800m to	1600m to	1400m to	1200m to	1000m to	800m to	600m to	400m to	200m to	Total or	Margin
4th	9	Blazing Impact (8)	1800m	1600m	1400m	1200m	1000m	800m	600m	400m	200m	WP	Average	
		Position in running (margin)	-	9(8.5)	9(15.1)	9(15.4)	9(12.8)	9(9.7)	9(9.2)	9(8.8)	9(9.4)	8(7.8)		4.00
		Sectional time (s)	13.24	15.07	14.45	15.19	15.44	15.99	15.59	15.12	13.99	13.38		
		Cumulative time (s)	147.46	134.22	119.15	104.70	89.51	74.07	58.08	42.49	27.37	13.38	2:27.46	
		Speed (m/s)	13.60	13.27	13.84	13.17	12.95	12.51	12.83	13.23	14.30	14.95	13.43	
		Stride length (m)	6.24	6.17	6.53	6.43	6.31	6.08	6.21	6.17	6.38	6.69	6.32	
		Stride duration (s)	0.461	0.465	0.472	0.488	0.487	0.486	0.484	0.467	0.446	0.448	0.470	
		Stride efficiency (%)	60.77	59.51	66.61	64.59	62.13	57.76	60.25	59.52	63.52	70.02	62.33	
		Stride count	28.86	32.41	30.63	31.11	31.72	32.90	32.21	32.41	31.37	29.88	313.50	

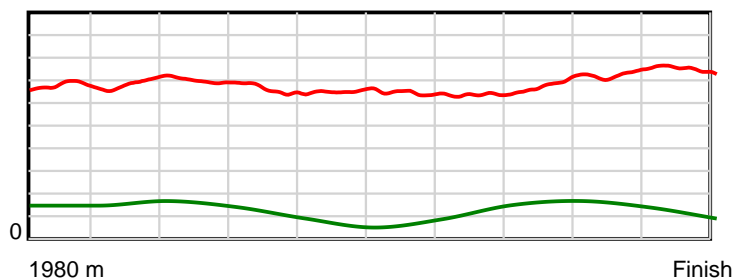
10 m Stride length



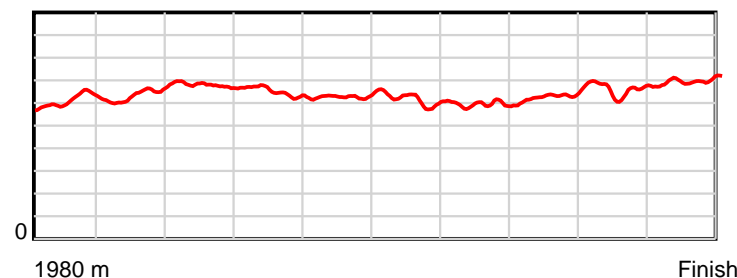
0.6 s Stride duration



20 m/sec Speed



100 % Stride efficiency



Note: Horizontal distance axis grid lines are 200m furlongs.

Disclaimer.

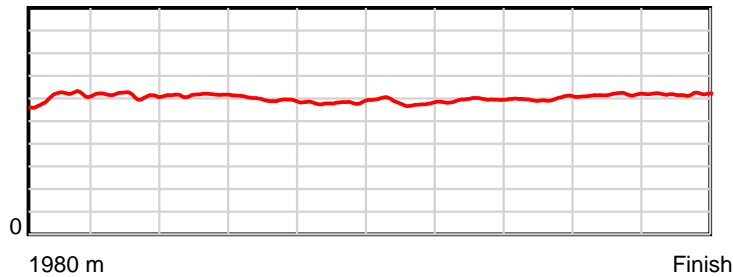
HRNZ and NZMTC and Thoroughbred Ratings Pty Ltd accepts no responsibility for the completeness or accuracy of any of the information contained herein, and makes no representations about its suitability for any particular purpose. Users should make their own judgements about those matters and/or seek independent advice. You assume all risks associated with use of the data provided on this page.

Race Results

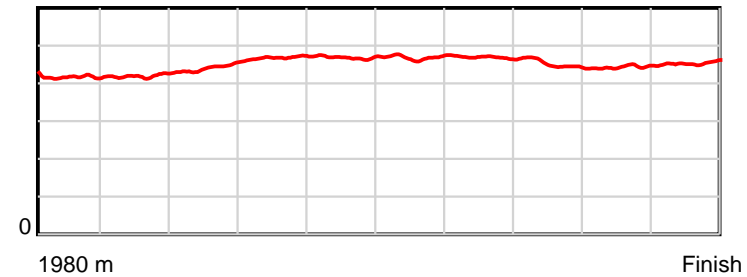
August 08, 2021, Race 8, WOODLANDS STUD SUPPORTS CANTY BREEDERS MOBILE PACE, Distance 1980m, Addington - Survey 1980m

Result	TAB no.	Horse (Barrier)	1980 to	1800m to	1600m to	1400m to	1200m to	1000m to	800m to	600m to	400m to	200m to	Total or	Margin
5th	7	A Guinness Dan... (6)	1800m	1600m	1400m	1200m	1000m	800m	600m	400m	200m	WP	Average	
		Position in running (margin)	-	3(1.3)	1(0.0)	1(0.0)	1(0.0)	1(0.0)	1(0.0)	1(0.0)	1(0.0)	1(0.0)		4.20
		Sectional time (s)	12.05	13.74	14.40	15.61	15.96	16.08	15.65	15.03	14.25	14.73		
		Cumulative time (s)	147.50	135.45	121.71	107.31	91.70	75.74	59.66	44.01	28.98	14.73	2:27.50	
		Speed (m/s)	14.94	14.56	13.89	12.81	12.53	12.44	12.78	13.31	14.04	13.58	13.42	
		Stride length (m)	6.15	6.11	6.13	6.00	5.87	5.83	5.99	6.01	6.22	6.16	6.04	
		Stride duration (s)	0.416	0.420	0.441	0.468	0.469	0.469	0.468	0.451	0.443	0.454	0.450	
		Stride efficiency (%)	59.11	58.25	58.67	56.21	53.92	53.18	55.99	56.35	60.46	59.32	57.06	
		Stride count	29.27	32.76	32.64	33.35	34.05	34.28	33.41	33.30	32.15	32.46	327.67	

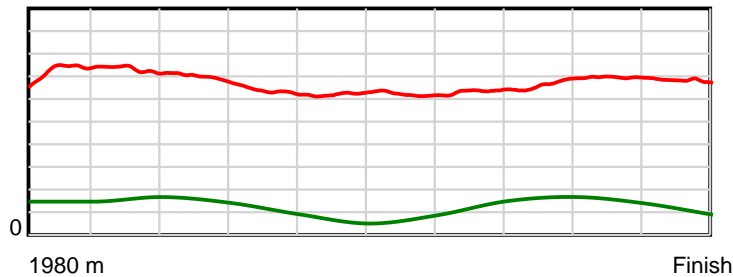
10 m Stride length



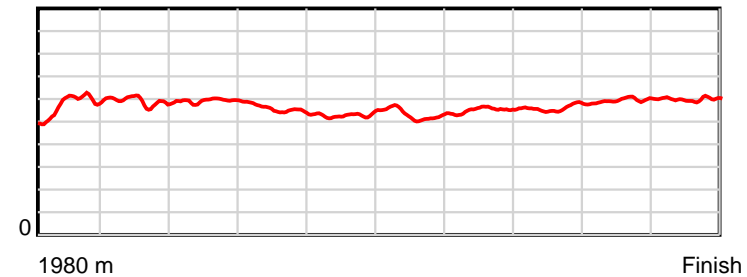
0.6 s Stride duration



20 m/sec Speed



100 % Stride efficiency



Note: Horizontal distance axis grid lines are 200m furlongs.

Disclaimer.

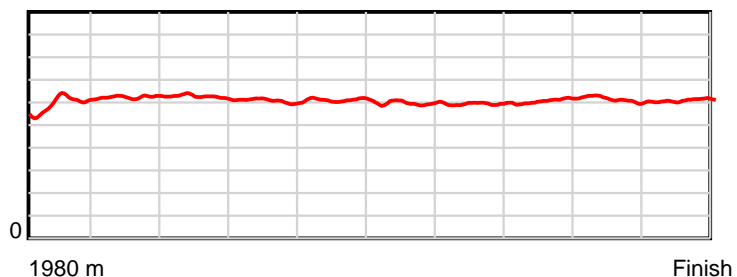
HRNZ and NZMTC and Thoroughbred Ratings Pty Ltd accepts no responsibility for the completeness or accuracy of any of the information contained herein, and makes no representations about its suitability for any particular purpose. Users should make their own judgements about those matters and/or seek independent advice. You assume all risks associated with use of the data provided on this page.

Race Results

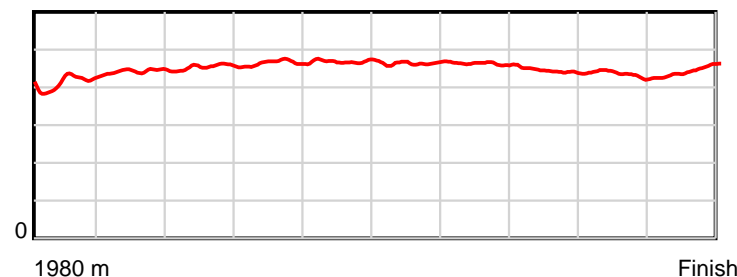
August 08, 2021, Race 8, WOODLANDS STUD SUPPORTS CANTY BREEDERS MOBILE PACE, Distance 1980m, Addington - Survey 1980m

Result	TAB no.	Horse (Barrier)	1980 to	1800m to	1600m to	1400m to	1200m to	1000m to	800m to	600m to	400m to	200m to	Total or	Margin
6th	4	Skidaddle (3)	1800m	1600m	1400m	1200m	1000m	800m	600m	400m	200m	WP	Average	
		Position in running (margin)	-	5(3.0)	5(6.1)	6(8.0)	5(6.4)	5(4.6)	5(3.9)	4(3.8)	4(2.9)	5(3.8)		7.90
		Sectional time (s)	12.42	14.48	14.71	15.36	15.65	15.96	15.65	14.87	14.40	14.67		
		Cumulative time (s)	148.17	135.75	121.27	106.56	91.20	75.55	59.59	43.94	29.07	14.67	2:28.17	
		Speed (m/s)	14.50	13.81	13.60	13.02	12.78	12.53	12.78	13.45	13.89	13.63	13.36	
		Stride length (m)	5.97	6.12	6.17	6.05	6.00	5.81	5.91	5.95	6.03	6.08	6.01	
		Stride duration (s)	0.413	0.443	0.454	0.464	0.469	0.464	0.463	0.443	0.434	0.446	0.450	
		Stride efficiency (%)	55.78	58.50	59.43	57.15	56.20	52.78	54.64	55.39	56.86	57.79	56.41	
		Stride count	30.13	32.69	32.43	33.07	33.35	34.41	33.82	33.59	33.16	32.89	329.54	

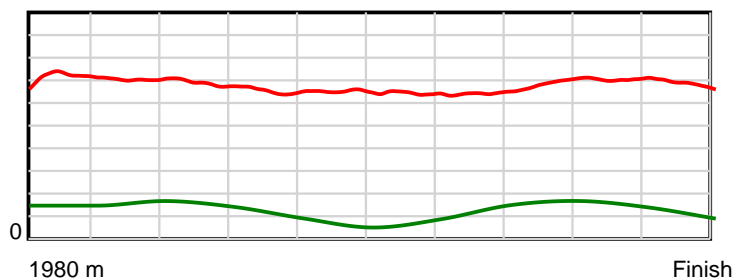
10 m Stride length



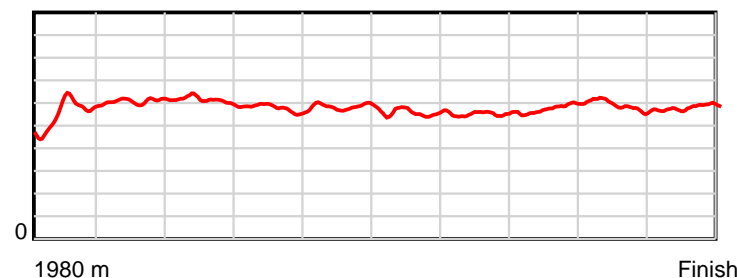
0.6 s Stride duration



20 m/sec Speed



100 % Stride efficiency



Note: Horizontal distance axis grid lines are 200m furlongs.

Disclaimer.

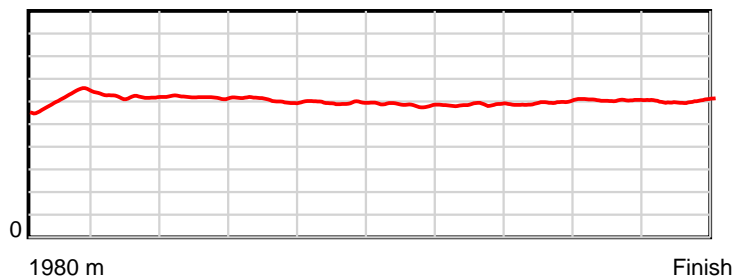
HRNZ and NZMTC and Thoroughbred Ratings Pty Ltd accepts no responsibility for the completeness or accuracy of any of the information contained herein, and makes no representations about its suitability for any particular purpose. Users should make their own judgements about those matters and/or seek independent advice. You assume all risks associated with use of the data provided on this page.

Race Results

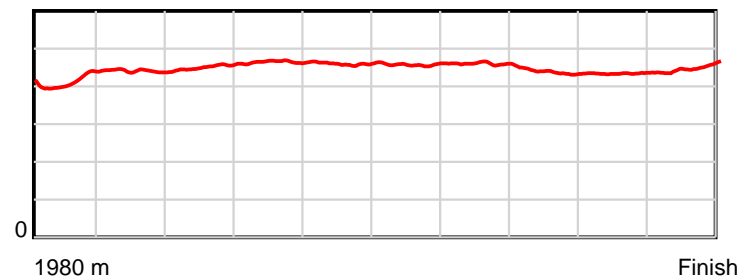
August 08, 2021, Race 8, WOODLANDS STUD SUPPORTS CANTY BREEDERS MOBILE PACE, Distance 1980m, Addington - Survey 1980m

Result	TAB no.	Horse (Barrier)	1980 to	1800m to	1600m to	1400m to	1200m to	1000m to	800m to	600m to	400m to	200m to	Total or	Margin
7th	5	Sophia Bromac (4)	1800m	1600m	1400m	1200m	1000m	800m	600m	400m	200m	WP	Average	
		Position in running (margin)	-	2(1.3)	4(4.1)	4(6.1)	3(4.5)	3(3.2)	2(2.0)	3(2.0)	2(1.1)	2(2.3)		8.00
		Sectional time (s)	12.20	14.43	14.73	15.34	15.75	15.87	15.66	14.89	14.45	14.87		
		Cumulative time (s)	148.19	135.99	121.56	106.83	91.49	75.74	59.87	44.21	29.32	14.87	2:28.19	
		Speed (m/s)	14.76	13.86	13.58	13.04	12.70	12.60	12.77	13.43	13.84	13.45	13.36	
		Stride length (m)	6.10	6.11	6.12	6.05	5.84	5.77	5.87	5.88	6.01	6.03	5.98	
		Stride duration (s)	0.412	0.441	0.451	0.464	0.460	0.458	0.460	0.438	0.434	0.448	0.447	
		Stride efficiency (%)	58.06	58.39	58.60	57.24	53.32	51.99	53.87	54.10	56.52	56.86	55.81	
		Stride count	29.53	32.72	32.66	33.04	34.24	34.67	34.06	33.99	33.25	33.16	331.32	

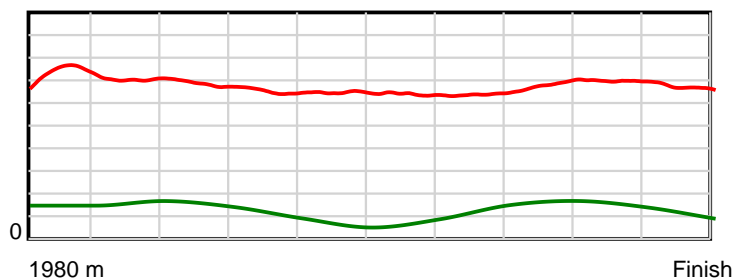
10 m Stride length



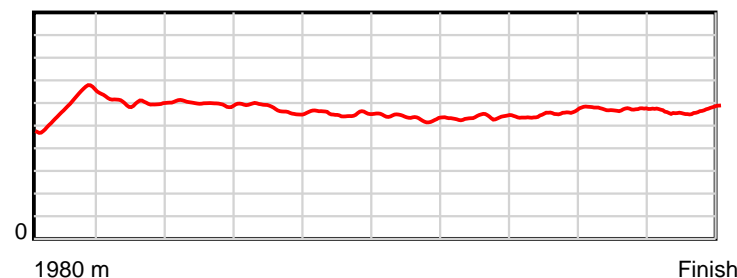
0.6 s Stride duration



20 m/sec Speed



100 % Stride efficiency



Note: Horizontal distance axis grid lines are 200m furlongs.

Disclaimer.

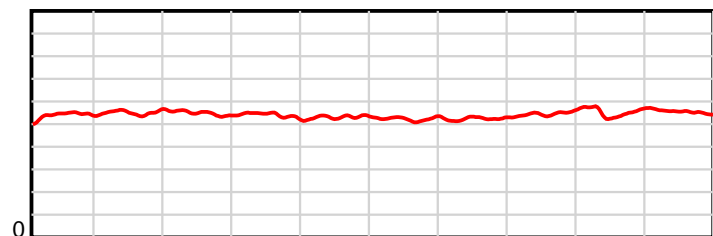
HRNZ and NZMTC and Thoroughbred Ratings Pty Ltd accepts no responsibility for the completeness or accuracy of any of the information contained herein, and makes no representations about its suitability for any particular purpose. Users should make their own judgements about those matters and/or seek independent advice. You assume all risks associated with use of the data provided on this page.

Race Results

August 08, 2021, Race 8, WOODLANDS STUD SUPPORTS CANTY BREEDERS MOBILE PACE, Distance 1980m, Addington - Survey 1980m

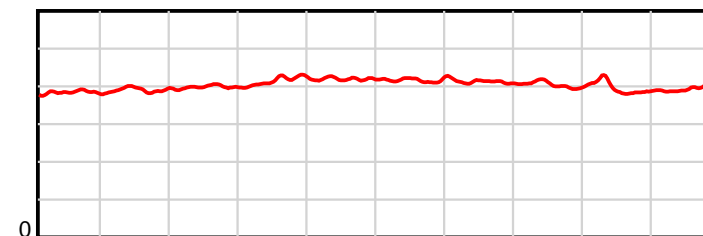
Result	TAB no.	Horse (Barrier)	1980 to	1800m to	1600m to	1400m to	1200m to	1000m to	800m to	600m to	400m to	200m to	Total or	Margin
8th	2	Look Sharp (2)	1800m	1600m	1400m	1200m	1000m	800m	600m	400m	200m	WP	Average	
		Position in running (margin)	-	6(5.1)	6(6.8)	5(7.6)	6(6.6)	6(6.1)	7(5.7)	7(6.6)	7(5.2)	7(6.1)		8.20
		Sectional time (s)	12.88	14.25	14.52	15.44	15.88	16.02	15.79	14.81	14.39	14.24		
		Cumulative time (s)	148.22	135.34	121.09	106.57	91.13	75.25	59.23	43.44	28.63	14.24	2:28.22	
		Speed (m/s)	13.98	14.04	13.77	12.95	12.59	12.48	12.67	13.50	13.90	14.04	13.36	
		Stride length (m)	5.42	5.49	5.48	5.38	5.28	5.21	5.22	5.46	5.50	5.55	5.40	
		Stride duration (s)	0.384	0.391	0.398	0.415	0.419	0.417	0.412	0.404	0.396	0.395	0.404	
		Stride efficiency (%)	45.92	47.07	46.95	45.17	43.62	42.36	42.50	46.59	47.26	48.16	45.49	
		Stride count	33.21	36.44	36.49	37.20	37.86	38.41	38.35	36.63	36.37	36.03	366.99	

10 m Stride length



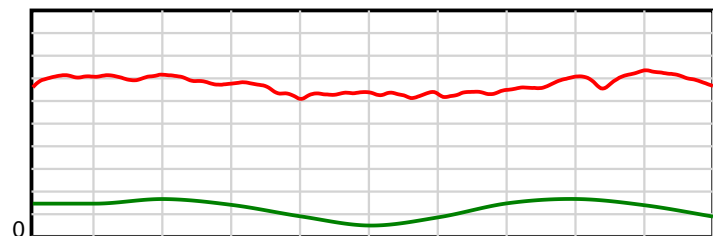
1980 m Finish

0.6 s Stride duration



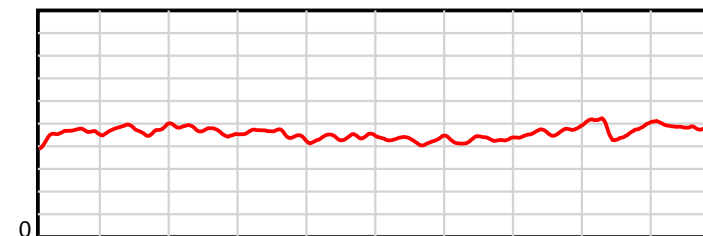
1980 m Finish

20 m/sec Speed



1980 m Finish

100 % Stride efficiency



1980 m Finish

Note: Horizontal distance axis grid lines are 200m furlongs.

Disclaimer.

HRNZ and NZMTC and Thoroughbred Ratings Pty Ltd accepts no responsibility for the completeness or accuracy of any of the information contained herein, and makes no representations about its suitability for any particular purpose. Users should make their own judgements about those matters and/or seek independent advice. You assume all risks associated with use of the data provided on this page.

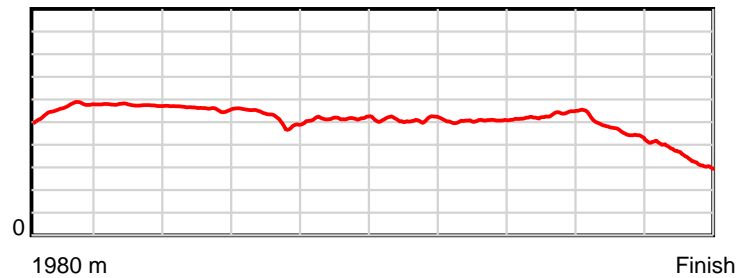


Race Results

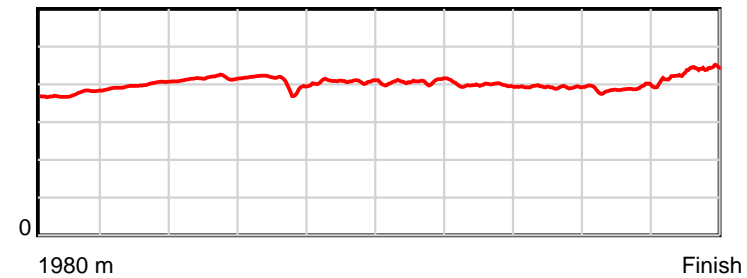
August 08, 2021, Race 8, WOODLANDS STUD SUPPORTS CANTY BREEDERS MOBILE PACE, Distance 1980m, Addington - Survey 1980m

Result	TAB no.	Horse (Barrier)	1980 to	1800m to	1600m to	1400m to	1200m to	1000m to	800m to	600m to	400m to	200m to	Total or	Margin
9th	10	Ashes Of Desir... (9)	1800m	1600m	1400m	1200m	1000m	800m	600m	400m	200m	WP	Average	
		Position in running (margin)	-	4(2.4)	3(1.9)	3(4.5)	4(4.6)	4(4.0)	4(3.8)	5(4.3)	5(3.7)	9(16.3)		74.50
		Sectional time (s)	12.21	13.89	14.83	15.63	15.86	16.05	15.74	14.92	16.36	24.66		
		Cumulative time (s)	160.15	147.94	134.05	119.22	103.59	87.73	71.68	55.94	41.02	24.66	2:40.15	
		Speed (m/s)	14.75	14.40	13.49	12.80	12.61	12.46	12.71	13.40	12.22	8.11	12.36	
		Stride length (m)	5.63	5.73	5.61	5.19	5.14	5.05	5.06	5.26	4.74	3.50	4.99	
		Stride duration (s)	0.374	0.398	0.416	0.405	0.408	0.406	0.398	0.393	0.388	0.431	0.404	
		Stride efficiency (%)	49.48	51.35	49.12	42.04	41.32	39.93	39.98	43.29	35.15	19.11	38.97	
		Stride count	31.99	34.89	35.67	38.56	38.89	39.57	39.54	38.00	42.17	57.19	396.47	

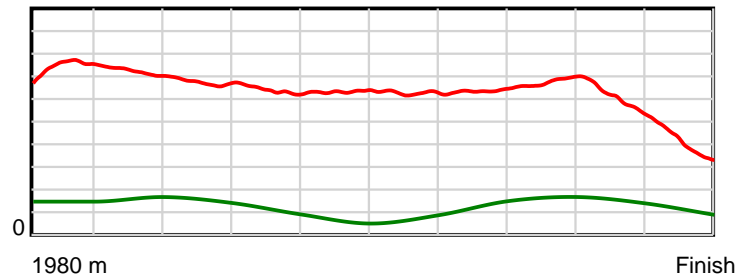
10 m Stride length



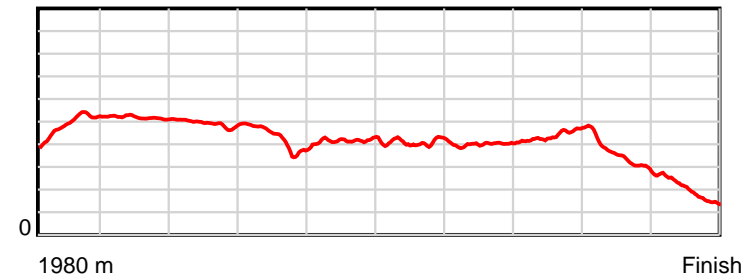
0.6 s Stride duration



20 m/sec Speed



100 % Stride efficiency



Note: Horizontal distance axis grid lines are 200m furlongs.

Disclaimer.

HRNZ and NZMTC and Thoroughbred Ratings Pty Ltd accepts no responsibility for the completeness or accuracy of any of the information contained herein, and makes no representations about its suitability for any particular purpose. Users should make their own judgements about those matters and/or seek independent advice. You assume all risks associated with use of the data provided on this page.