



Race Results

NZ Metropolitan Trotting Club Inc, HRNZ, September 17, 2021

Compilation date: September 17, 2021, 6:47:21 PM (NZST)

Copyright © 2021 HRNZ and NZMTC. All rights reserved.

Trademarks.

StrideMASTER is a registered trademark of Thoroughbred Ratings Pty Ltd.

Disclaimer.

HRNZ and NZMTC and Thoroughbred Ratings Pty Ltd accepts no responsibility for the completeness or accuracy of any of the information contained herein, and makes no representations about its suitability for any particular purpose. Users should make their own judgements about those matters and/or seek independent advice. You assume all risks associated with use of the data provided on this page.



Race Results



September 17, 2021, Race 3, DUNSTAN HORSEFEEDS TROT, Distance 2600m, Addington - Survey 3200m

Result	TAB no.	Horse (Barrier)	2600 to	2400m to
1st	10	Harold Smith (10)	2400m	2200m
		Position in running (margin)	-	10(8.4)
		Sectional time (s)	18.57	16.56
		Cumulative time (s)	206.29	187.72
		Speed (m/s)	10.77	12.08
		Stride length (m)	5.59	6.16
		Stride duration (s)	0.511	0.510
		Stride efficiency (%)	48.81	59.31
		Stride count	35.78	32.46

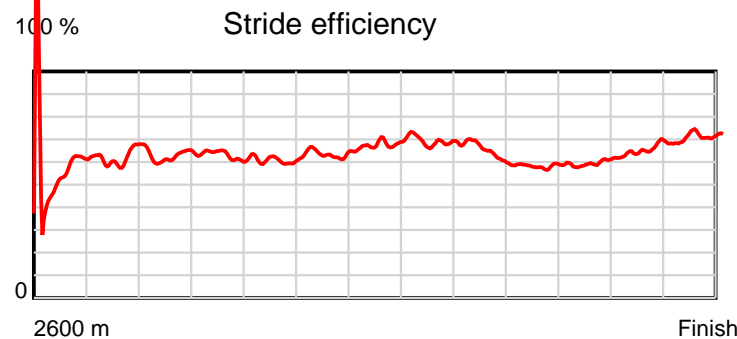
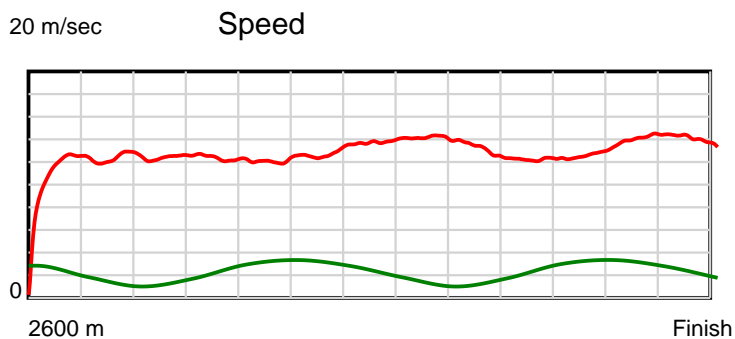
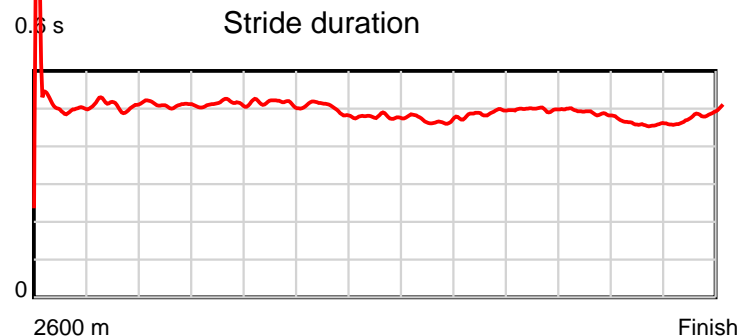
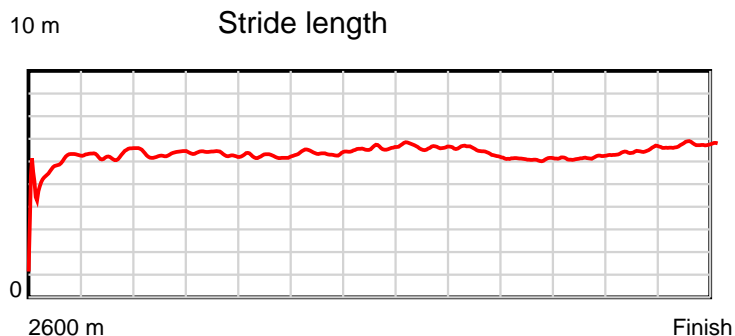
Disclaimer.

HRNZ and NZMTC and Thoroughbred Ratings Pty Ltd accepts no responsibility for the completeness or accuracy of any of the information contained herein, and makes no representations about its suitability for any particular purpose. Users should make their own judgements about those matters and/or seek independent advice. You assume all risks associated with use of the data provided on this page.

Race Results

September 17, 2021, Race 3, DUNSTAN HORSEFEEDS TROT, Distance 2600m, Addington - Survey 3200m

Result	TAB no.	Horse (Barrier)	2200m to	2000m to	1800m to	1600m to	1400m to	1200m to	1000m to	800m to	600m to	400m to	200m to	Total or	Margin
1st	10	Harold Smith (10)	2000m	1800m	1600m	1400m	1200m	1000m	800m	600m	400m	200m	WP	Average	
		Position in running (margin)	10(11.7)	10(13.0)	10(11.8)	10(12.5)	10(9.8)	4(2.8)	2(1.1)	2(2.2)	2(1.7)	2(1.3)	1(0.0)		0.00
		Sectional time (s)	16.52	16.23	16.88	15.91	14.53	14.54	15.65	16.27	15.94	14.18	14.51		
		Cumulative time (s)	171.16	154.64	138.41	121.53	105.62	91.09	76.55	60.90	44.63	28.69	14.51	3:26.29	
		Speed (m/s)	12.11	12.32	11.85	12.57	13.76	13.76	12.78	12.29	12.55	14.10	13.78	12.60	
		Stride length (m)	6.18	6.32	6.11	6.29	6.59	6.46	6.26	6.12	6.12	6.46	6.68	6.24	
		Stride duration (s)	0.511	0.513	0.515	0.500	0.479	0.469	0.490	0.498	0.487	0.458	0.485	0.495	
		Stride efficiency (%)	59.66	62.38	58.26	61.76	67.91	65.17	61.23	58.61	58.46	65.23	69.68	60.94	
		Stride count	32.37	31.66	32.75	31.81	30.34	30.97	31.95	32.66	32.70	30.95	29.95	416.35	



Note: Horizontal distance axis grid lines are 200m furlongs.

Disclaimer.

HRNZ and NZMTC and Thoroughbred Ratings Pty Ltd accepts no responsibility for the completeness or accuracy of any of the information contained herein, and makes no representations about its suitability for any particular purpose. Users should make their own judgements about those matters and/or seek independent advice. You assume all risks associated with use of the data provided on this page.



Race Results



September 17, 2021, Race 3, DUNSTAN HORSEFEEDS TROT, Distance 2600m, Addington - Survey 3200m

Result	TAB no.	Horse (Barrier)	2600 to	2400m to
2nd	11	Show The Way (11)	2400m	2200m
		Position in running (margin)	-	1(0.0)
		Sectional time (s)	17.29	16.01
		Cumulative time (s)	206.61	189.32
		Speed (m/s)	11.57	12.49
		Stride length (m)	5.06	5.47
		Stride duration (s)	0.434	0.438
		Stride efficiency (%)	39.94	46.76
		Stride count	39.56	36.56

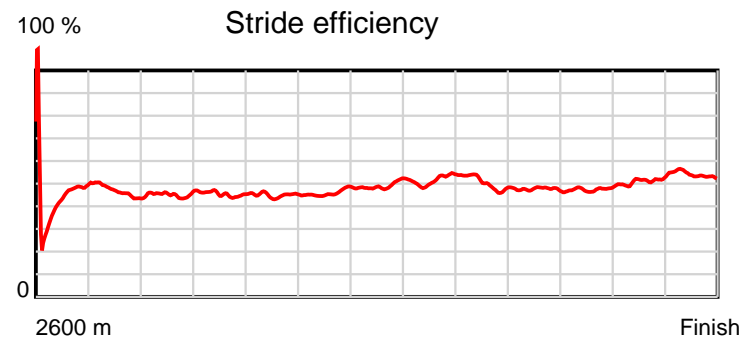
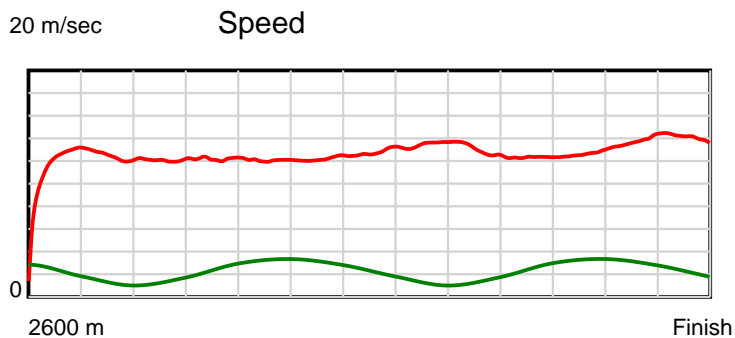
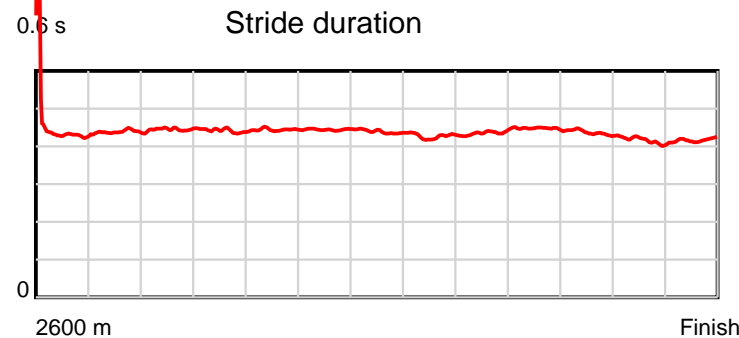
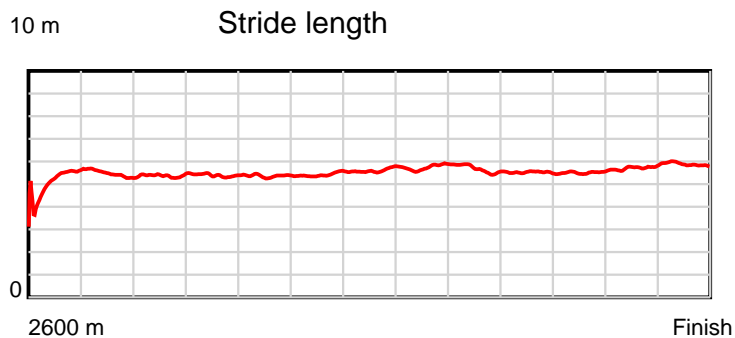
Disclaimer.

HRNZ and NZMTC and Thoroughbred Ratings Pty Ltd accepts no responsibility for the completeness or accuracy of any of the information contained herein, and makes no representations about its suitability for any particular purpose. Users should make their own judgements about those matters and/or seek independent advice. You assume all risks associated with use of the data provided on this page.

Race Results

September 17, 2021, Race 3, DUNSTAN HORSEFEEDS TROT, Distance 2600m, Addington - Survey 3200m

Result	TAB no.	Horse (Barrier)	2200m to	2000m to	1800m to	1600m to	1400m to	1200m to	1000m to	800m to	600m to	400m to	200m to	Total or	Margin
2nd	11	Show The Way (11)	2000m	1800m	1600m	1400m	1200m	1000m	800m	600m	400m	200m	WP	Average	
		Position in running (margin)	1(0.0)	2(2.0)	2(2.0)	2(1.9)	2(2.3)	3(2.3)	4(2.1)	3(2.2)	3(1.9)	3(1.8)	3(2.9)		1.80
		Sectional time (s)	16.63	16.43	16.75	16.42	15.71	14.78	15.50	16.28	15.99	14.58	14.24		
		Cumulative time (s)	173.31	156.68	140.25	123.50	107.08	91.37	76.59	61.09	44.81	28.82	14.24	3:26.61	
		Speed (m/s)	12.03	12.17	11.94	12.18	12.73	13.53	12.90	12.29	12.51	13.72	14.04	12.58	
		Stride length (m)	5.35	5.38	5.30	5.41	5.59	5.78	5.62	5.50	5.46	5.71	5.86	5.49	
		Stride duration (s)	0.445	0.442	0.444	0.445	0.439	0.427	0.436	0.448	0.437	0.416	0.417	0.436	
		Stride efficiency (%)	44.67	45.16	43.95	45.81	48.82	52.20	49.36	47.26	46.59	51.00	53.61	47.11	
		Stride count	37.41	37.20	37.71	36.94	35.78	34.60	35.59	36.37	36.63	35.01	34.15	473.51	



Note: Horizontal distance axis grid lines are 200m furlongs.

Disclaimer.

HRNZ and NZMTC and Thoroughbred Ratings Pty Ltd accepts no responsibility for the completeness or accuracy of any of the information contained herein, and makes no representations about its suitability for any particular purpose. Users should make their own judgements about those matters and/or seek independent advice. You assume all risks associated with use of the data provided on this page.



Race Results



September 17, 2021, Race 3, DUNSTAN HORSEFEEDS TROT, Distance 2600m, Addington - Survey 3200m

Result	TAB no.	Horse (Barrier)	2600 to	2400m to
3rd	1	Awesome Impee (2)	2400m	2200m
		Position in running (margin)	-	2(2.0)
		Sectional time (s)	17.63	15.99
		Cumulative time (s)	206.69	189.06
		Speed (m/s)	11.35	12.51
		Stride length (m)	5.13	5.50
		Stride duration (s)	0.448	0.439
		Stride efficiency (%)	41.08	47.19
		Stride count	39.01	36.39

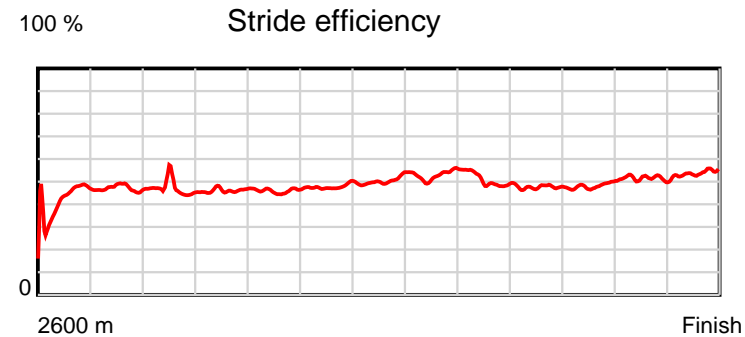
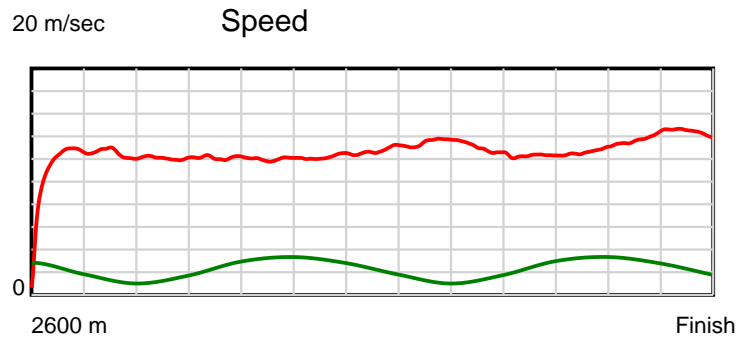
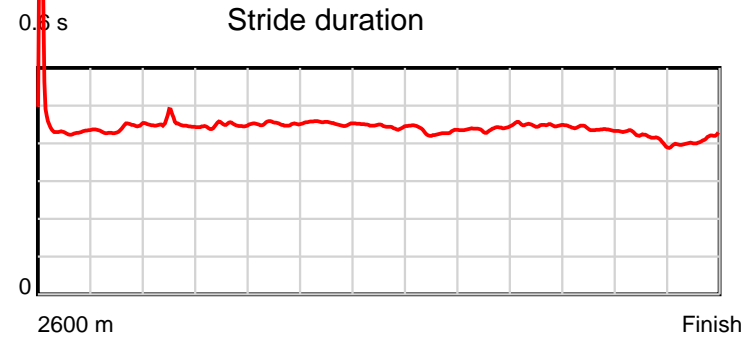
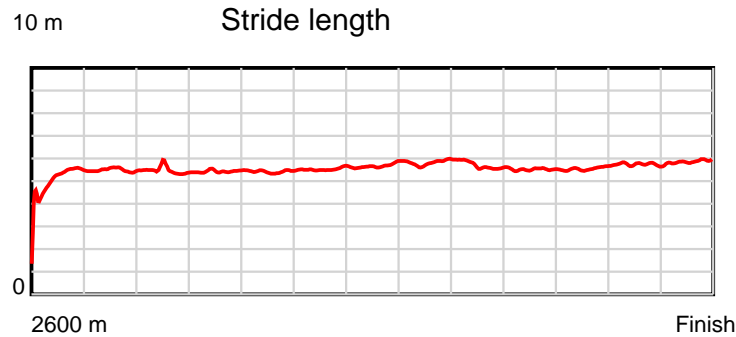
Disclaimer.

HRNZ and NZMTC and Thoroughbred Ratings Pty Ltd accepts no responsibility for the completeness or accuracy of any of the information contained herein, and makes no representations about its suitability for any particular purpose. Users should make their own judgements about those matters and/or seek independent advice. You assume all risks associated with use of the data provided on this page.

Race Results

September 17, 2021, Race 3, DUNSTAN HORSEFEEDS TROT, Distance 2600m, Addington - Survey 3200m

Result	TAB no.	Horse (Barrier)	2200m to	2000m to	1800m to	1600m to	1400m to	1200m to	1000m to	800m to	600m to	400m to	200m to	Total or	Margin
3rd	1	Awesome Impee (2)	2000m	1800m	1600m	1400m	1200m	1000m	800m	600m	400m	200m	WP	Average	
		Position in running (margin)	2(1.9)	4(5.5)	4(5.3)	3(3.8)	4(2.8)	5(3.0)	6(4.7)	5(4.4)	5(4.3)	4(2.6)	4(4.4)		2.20
		Sectional time (s)	16.90	16.41	16.52	16.20	15.73	15.09	15.43	16.32	15.73	14.70	14.04		
		Cumulative time (s)	173.07	156.17	139.76	123.24	107.04	91.31	76.22	60.79	44.47	28.74	14.04	3:26.69	
		Speed (m/s)	11.83	12.19	12.11	12.35	12.71	13.25	12.96	12.25	12.71	13.61	14.25	12.58	
		Stride length (m)	5.33	5.46	5.47	5.60	5.67	5.73	5.68	5.50	5.58	5.69	5.82	5.54	
		Stride duration (s)	0.450	0.448	0.452	0.454	0.446	0.432	0.438	0.449	0.439	0.418	0.408	0.441	
		Stride efficiency (%)	44.38	46.60	46.76	49.05	50.20	51.31	50.49	47.36	48.62	50.55	52.89	48.04	
		Stride count	37.53	36.63	36.56	35.70	35.29	34.90	35.19	36.33	35.85	35.17	34.38	468.93	



Note: Horizontal distance axis grid lines are 200m furlongs.

Disclaimer.

HRNZ and NZMTC and Thoroughbred Ratings Pty Ltd accepts no responsibility for the completeness or accuracy of any of the information contained herein, and makes no representations about its suitability for any particular purpose. Users should make their own judgements about those matters and/or seek independent advice. You assume all risks associated with use of the data provided on this page.



Race Results



September 17, 2021, Race 3, DUNSTAN HORSEFEEDS TROT, Distance 2600m, Addington - Survey 3200m

Result	TAB no.	Horse (Barrier)	2600 to	2400m to
4th	16	Mentalist (1)	2400m	2200m
		Position in running (margin)	-	7(5.4)
		Sectional time (s)	18.23	15.95
		Cumulative time (s)	206.80	188.57
		Speed (m/s)	10.97	12.54
		Stride length (m)	5.25	5.50
		Stride duration (s)	0.432	0.438
		Stride efficiency (%)	43.08	47.20
		Stride count	38.09	36.39

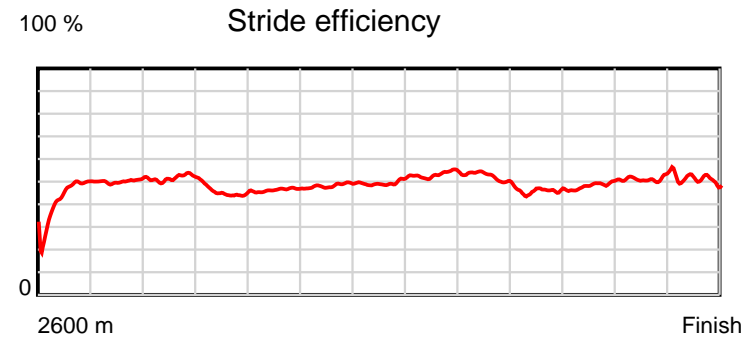
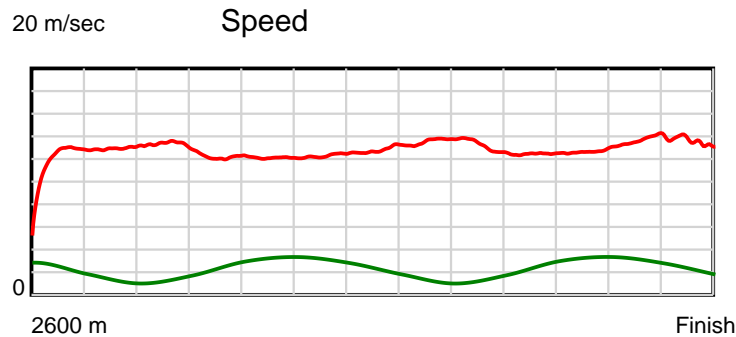
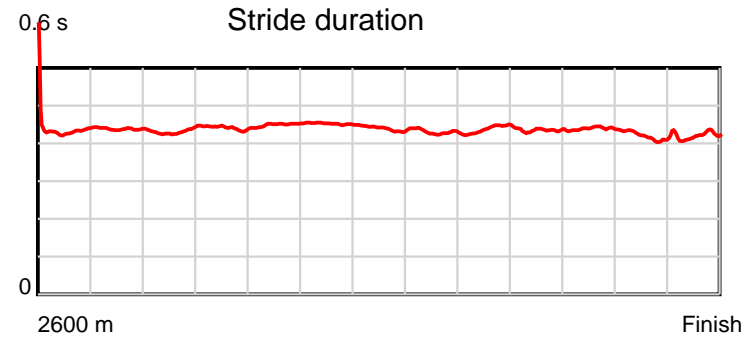
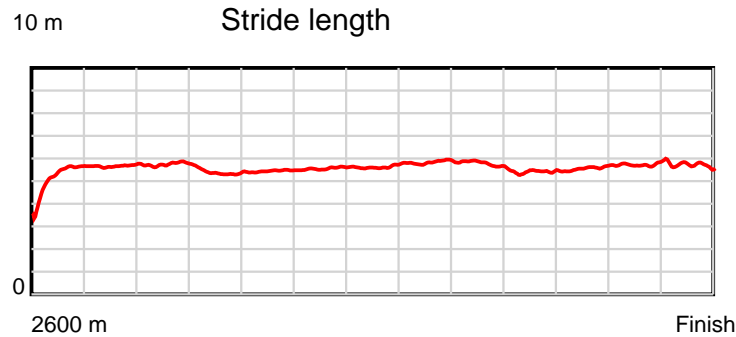
Disclaimer.

HRNZ and NZMTC and Thoroughbred Ratings Pty Ltd accepts no responsibility for the completeness or accuracy of any of the information contained herein, and makes no representations about its suitability for any particular purpose. Users should make their own judgements about those matters and/or seek independent advice. You assume all risks associated with use of the data provided on this page.

Race Results

September 17, 2021, Race 3, DUNSTAN HORSEFEEDS TROT, Distance 2600m, Addington - Survey 3200m

Result	TAB no.	Horse (Barrier)	2200m to	2000m to	1800m to	1600m to	1400m to	1200m to	1000m to	800m to	600m to	400m to	200m to	Total or	Margin
4th	16	Mentalist (1)	2000m	1800m	1600m	1400m	1200m	1000m	800m	600m	400m	200m	WP	Average	
		Position in running (margin)	5(5.1)	1(0.0)	1(0.0)	1(0.0)	1(0.0)	1(0.0)	1(0.0)	1(0.0)	1(0.0)	1(0.0)	2(1.5)		2.80
		Sectional time (s)	15.46	16.43	16.77	16.36	15.70	14.81	15.47	16.34	16.01	14.65	14.62		
		Cumulative time (s)	172.62	157.16	140.73	123.96	107.60	91.90	77.09	61.62	45.28	29.27	14.62	3:26.80	
		Speed (m/s)	12.94	12.17	11.93	12.22	12.74	13.50	12.93	12.24	12.49	13.65	13.68	12.57	
		Stride length (m)	5.59	5.37	5.36	5.52	5.60	5.80	5.67	5.31	5.49	5.74	5.76	5.53	
		Stride duration (s)	0.432	0.441	0.450	0.452	0.439	0.430	0.439	0.434	0.439	0.420	0.421	0.440	
		Stride efficiency (%)	48.76	45.05	44.97	47.69	48.92	52.64	50.21	44.11	47.04	51.44	51.76	47.78	
		Stride count	35.80	37.25	37.28	36.20	35.74	34.46	35.28	37.64	36.45	34.86	34.75	470.19	



Note: Horizontal distance axis grid lines are 200m furlongs.

Disclaimer.

HRNZ and NZMTC and Thoroughbred Ratings Pty Ltd accepts no responsibility for the completeness or accuracy of any of the information contained herein, and makes no representations about its suitability for any particular purpose. Users should make their own judgements about those matters and/or seek independent advice. You assume all risks associated with use of the data provided on this page.



Race Results



September 17, 2021, Race 3, DUNSTAN HORSEFEEDS TROT, Distance 2600m, Addington - Survey 3200m

Result	TAB no.	Horse (Barrier)	2600 to	2400m to
5th	9	Meghan (9)	2400m	2200m
		Position in running (margin)	-	6(4.8)
		Sectional time (s)	18.11	16.45
		Cumulative time (s)	207.03	188.92
		Speed (m/s)	11.05	12.16
		Stride length (m)	5.16	5.60
		Stride duration (s)	0.453	0.461
		Stride efficiency (%)	41.63	48.96
		Stride count	38.75	35.73

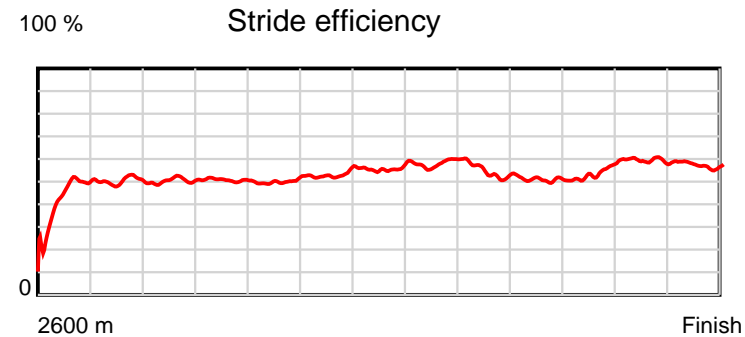
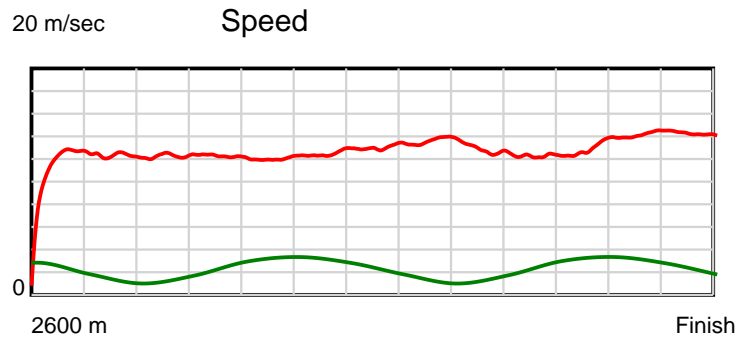
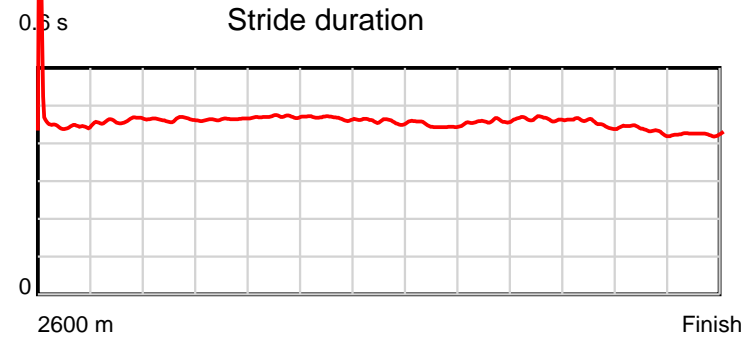
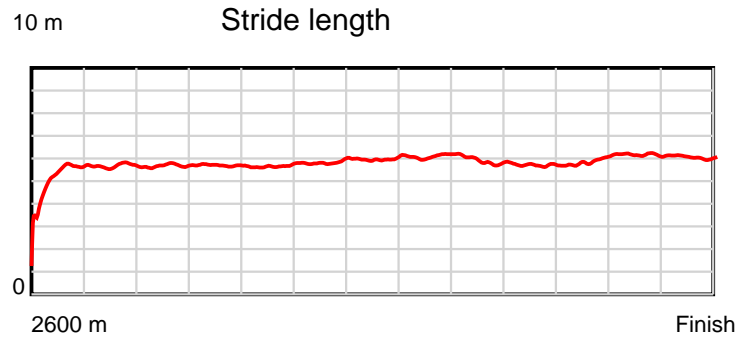
Disclaimer.

HRNZ and NZMTC and Thoroughbred Ratings Pty Ltd accepts no responsibility for the completeness or accuracy of any of the information contained herein, and makes no representations about its suitability for any particular purpose. Users should make their own judgements about those matters and/or seek independent advice. You assume all risks associated with use of the data provided on this page.

Race Results

September 17, 2021, Race 3, DUNSTAN HORSEFEEDS TROT, Distance 2600m, Addington - Survey 3200m

Result	TAB no.	Horse (Barrier)	2200m to	2000m to	1800m to	1600m to	1400m to	1200m to	1000m to	800m to	600m to	400m to	200m to	Total or	Margin
5th	9	Meghan (9)	2000m	1800m	1600m	1400m	1200m	1000m	800m	600m	400m	200m	WP	Average	
		Position in running (margin)	7(7.4)	7(8.9)	7(7.8)	7(8.5)	7(7.2)	7(5.2)	7(5.0)	8(7.8)	8(7.3)	7(4.9)	6(5.5)		4.10
		Sectional time (s)	16.55	16.24	16.89	16.14	15.37	14.78	15.94	16.26	15.61	14.50	14.19		
		Cumulative time (s)	172.47	155.92	139.68	122.79	106.65	91.28	76.50	60.56	44.30	28.69	14.19	3:27.03	
		Speed (m/s)	12.08	12.32	11.84	12.39	13.01	13.53	12.55	12.30	12.81	13.79	14.09	12.56	
		Stride length (m)	5.60	5.71	5.58	5.79	5.96	6.06	5.76	5.72	5.80	5.99	6.00	5.74	
		Stride duration (s)	0.463	0.464	0.471	0.467	0.458	0.448	0.459	0.465	0.453	0.434	0.426	0.457	
		Stride efficiency (%)	49.01	51.00	48.58	52.31	55.59	57.32	51.82	51.09	52.64	56.00	56.24	51.45	
		Stride count	35.71	35.01	35.87	34.57	33.53	33.02	34.73	34.98	34.46	33.41	33.34	453.11	



Note: Horizontal distance axis grid lines are 200m furlongs.

Disclaimer.

HRNZ and NZMTC and Thoroughbred Ratings Pty Ltd accepts no responsibility for the completeness or accuracy of any of the information contained herein, and makes no representations about its suitability for any particular purpose. Users should make their own judgements about those matters and/or seek independent advice. You assume all risks associated with use of the data provided on this page.



Race Results



September 17, 2021, Race 3, DUNSTAN HORSEFEEDS TROT, Distance 2600m, Addington - Survey 3200m

Result	TAB no.	Horse (Barrier)	2600 to	2400m to
6th	8	Rosco Trouble (8)	2400m	2200m
		Position in running (margin)	-	9(7.4)
		Sectional time (s)	18.59	16.41
		Cumulative time (s)	207.03	188.44
		Speed (m/s)	10.76	12.19
		Stride length (m)	5.37	6.04
		Stride duration (s)	0.472	0.495
		Stride efficiency (%)	45.09	57.00
		Stride count	37.23	33.11

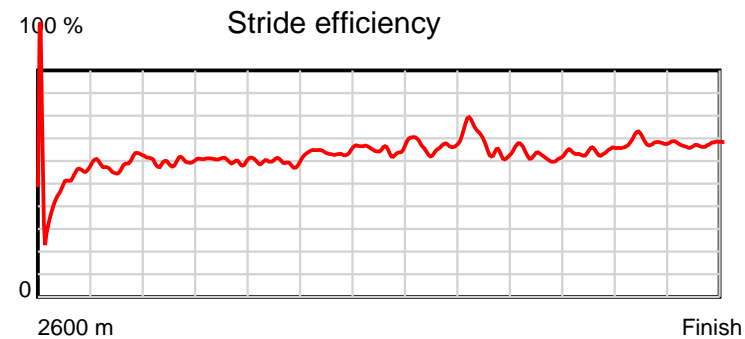
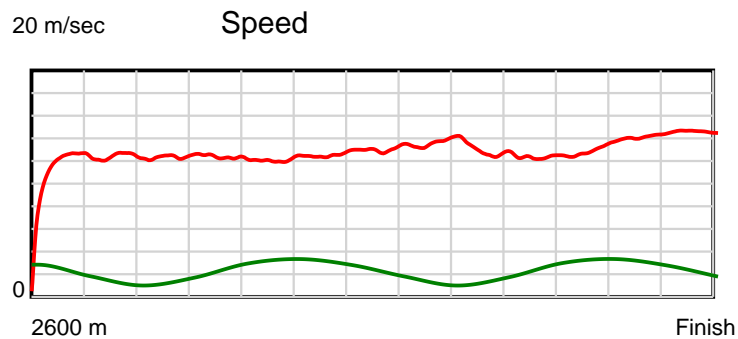
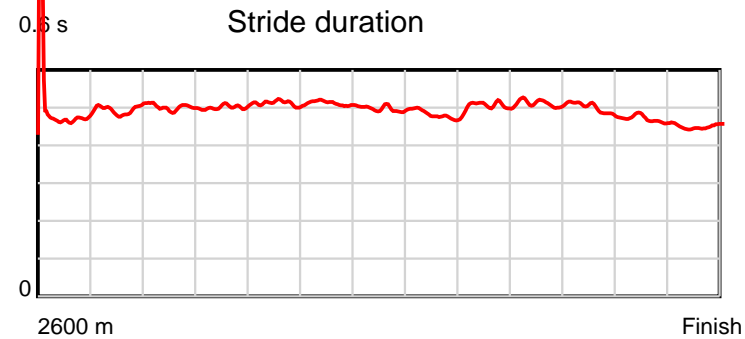
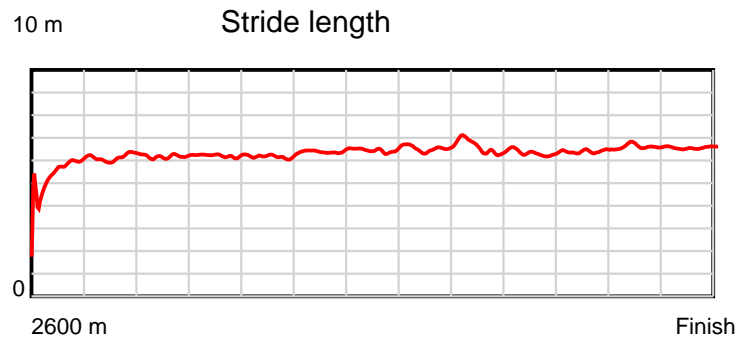
Disclaimer.

HRNZ and NZMTC and Thoroughbred Ratings Pty Ltd accepts no responsibility for the completeness or accuracy of any of the information contained herein, and makes no representations about its suitability for any particular purpose. Users should make their own judgements about those matters and/or seek independent advice. You assume all risks associated with use of the data provided on this page.

Race Results

September 17, 2021, Race 3, DUNSTAN HORSEFEEDS TROT, Distance 2600m, Addington - Survey 3200m

Result	TAB no.	Horse (Barrier)	2200m to	2000m to	1800m to	1600m to	1400m to	1200m to	1000m to	800m to	600m to	400m to	200m to	Total or	Margin
6th	8	Rosco Trouble (8)	2000m	1800m	1600m	1400m	1200m	1000m	800m	600m	400m	200m	WP	Average	
		Position in running (margin)	9(9.8)	9(10.9)	9(9.6)	9(9.8)	9(8.3)	9(7.1)	9(7.6)	9(9.9)	10(9.8)	10(8.4)	10(8.0)		4.10
		Sectional time (s)	16.48	16.22	16.79	16.12	15.50	14.90	15.85	16.33	15.78	14.32	13.74		
		Cumulative time (s)	172.03	155.55	139.33	122.54	106.42	90.92	76.02	60.17	43.84	28.06	13.74	3:27.03	
		Speed (m/s)	12.14	12.33	11.91	12.41	12.90	13.42	12.62	12.25	12.67	13.97	14.56	12.56	
		Stride length (m)	6.08	6.18	6.09	6.35	6.41	6.45	6.41	6.27	6.27	6.53	6.54	6.21	
		Stride duration (s)	0.501	0.501	0.511	0.511	0.496	0.481	0.508	0.512	0.495	0.467	0.449	0.495	
		Stride efficiency (%)	57.69	59.68	57.96	62.92	64.12	64.99	64.18	61.36	61.39	66.58	66.82	60.32	
		Stride count	32.92	32.36	32.84	31.52	31.22	31.01	31.21	31.92	31.91	30.64	30.59	418.48	



Note: Horizontal distance axis grid lines are 200m furlongs.

Disclaimer.

HRNZ and NZMTC and Thoroughbred Ratings Pty Ltd accepts no responsibility for the completeness or accuracy of any of the information contained herein, and makes no representations about its suitability for any particular purpose. Users should make their own judgements about those matters and/or seek independent advice. You assume all risks associated with use of the data provided on this page.



Race Results



September 17, 2021, Race 3, DUNSTAN HORSEFEEDS TROT, Distance 2600m, Addington - Survey 3200m

Result	TAB no.	Horse (Barrier)	2600 to	2400m to
7th	4	Ginas Majesty (4)	2400m	2200m
		Position in running (margin)	-	8(6.3)
		Sectional time (s)	18.36	16.39
		Cumulative time (s)	207.15	188.79
		Speed (m/s)	10.90	12.20
		Stride length (m)	5.17	5.68
		Stride duration (s)	0.465	0.466
		Stride efficiency (%)	41.75	50.45
		Stride count	38.69	35.20

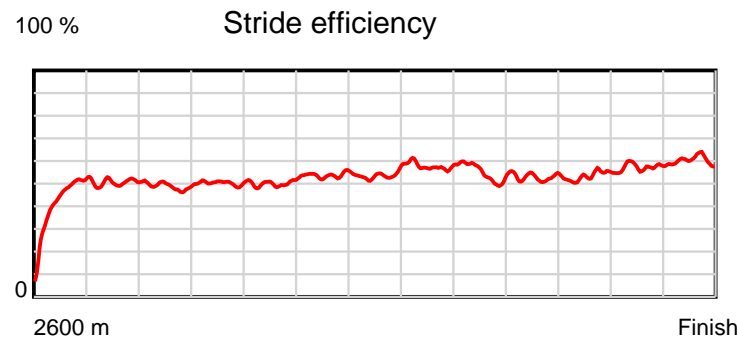
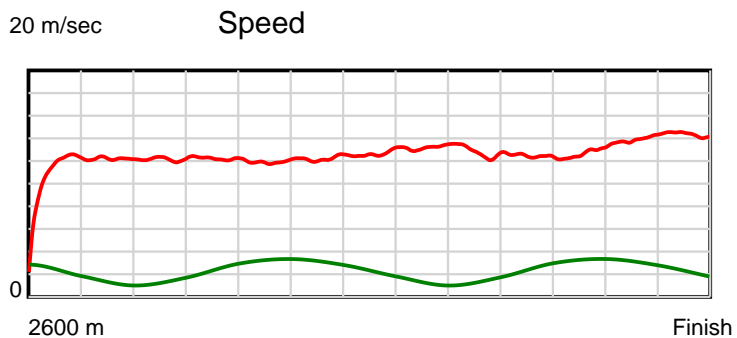
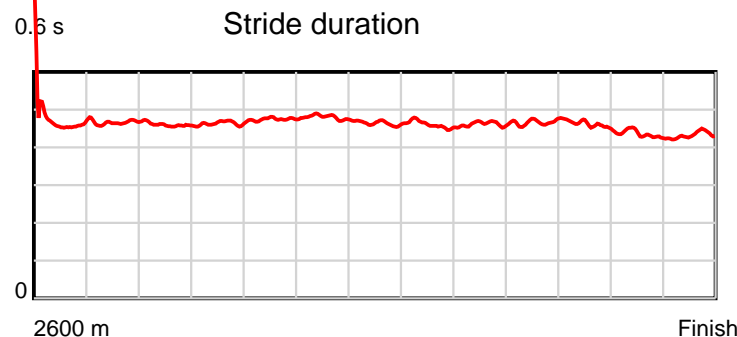
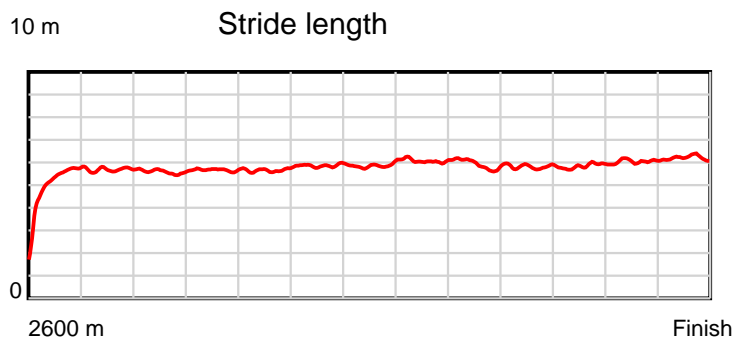
Disclaimer.

HRNZ and NZMTC and Thoroughbred Ratings Pty Ltd accepts no responsibility for the completeness or accuracy of any of the information contained herein, and makes no representations about its suitability for any particular purpose. Users should make their own judgements about those matters and/or seek independent advice. You assume all risks associated with use of the data provided on this page.

Race Results

September 17, 2021, Race 3, DUNSTAN HORSEFEEDS TROT, Distance 2600m, Addington - Survey 3200m

Result	TAB no.	Horse (Barrier)	2200m to	2000m to	1800m to	1600m to	1400m to	1200m to	1000m to	800m to	600m to	400m to	200m to	Total or	Margin
7th	4	Ginas Majesty (4)	2000m	1800m	1600m	1400m	1200m	1000m	800m	600m	400m	200m	WP	Average	
		Position in running (margin)	8(8.5)	8(10.2)	8(9.3)	8(8.9)	8(7.8)	11(8.5)	11(10.2)	10(11.1)	9(9.3)	9(7.9)	9(8.0)		4.80
		Sectional time (s)	16.57	16.30	16.70	16.17	15.81	15.10	15.63	16.03	15.79	14.40	13.90		
		Cumulative time (s)	172.40	155.83	139.53	122.83	106.66	90.85	75.75	60.12	44.09	28.30	13.90	3:27.15	
		Speed (m/s)	12.07	12.27	11.98	12.37	12.65	13.25	12.80	12.48	12.67	13.89	14.39	12.55	
		Stride length (m)	5.56	5.68	5.68	5.93	5.87	6.09	5.91	5.83	5.84	6.02	6.24	5.80	
		Stride duration (s)	0.460	0.463	0.475	0.480	0.464	0.460	0.461	0.467	0.461	0.433	0.433	0.462	
		Stride efficiency (%)	48.22	50.45	50.48	55.03	53.82	57.94	54.51	53.05	53.35	56.58	60.80	52.49	
		Stride count	36.00	35.20	35.19	33.70	34.08	32.85	33.86	34.32	34.23	33.24	32.06	448.62	



Note: Horizontal distance axis grid lines are 200m furlongs.

Disclaimer.

HRNZ and NZMTC and Thoroughbred Ratings Pty Ltd accepts no responsibility for the completeness or accuracy of any of the information contained herein, and makes no representations about its suitability for any particular purpose. Users should make their own judgements about those matters and/or seek independent advice. You assume all risks associated with use of the data provided on this page.



Race Results



September 17, 2021, Race 3, DUNSTAN HORSEFEEDS TROT, Distance 2600m, Addington - Survey 3200m

Result	TAB no.	Horse (Barrier)	2600 to	2400m to
8th	12	Boss Kenny (12)	2400m	2200m
		Position in running (margin)	-	5(4.6)
		Sectional time (s)	17.88	16.07
		Cumulative time (s)	207.26	189.38
		Speed (m/s)	11.19	12.45
		Stride length (m)	5.94	6.28
		Stride duration (s)	0.503	0.504
		Stride efficiency (%)	55.08	61.53
		Stride count	33.69	31.87

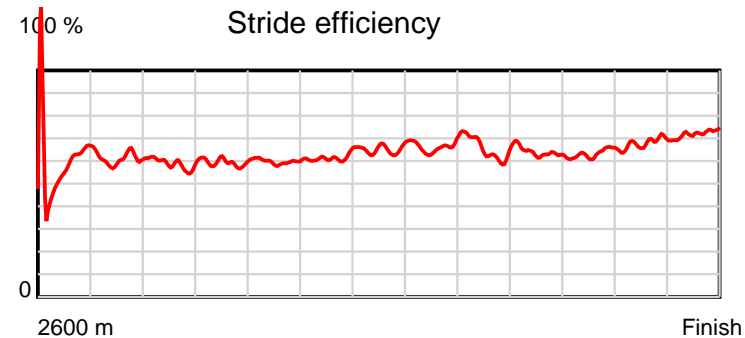
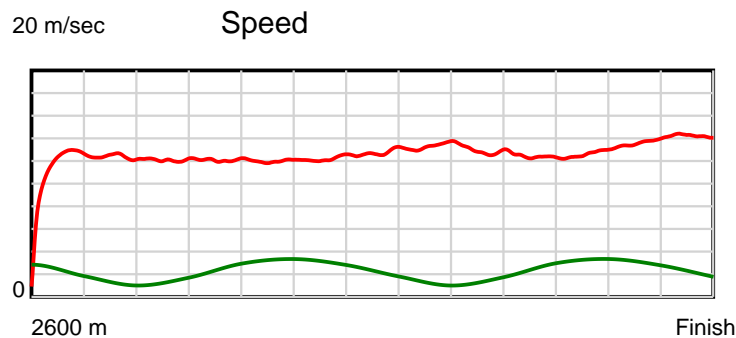
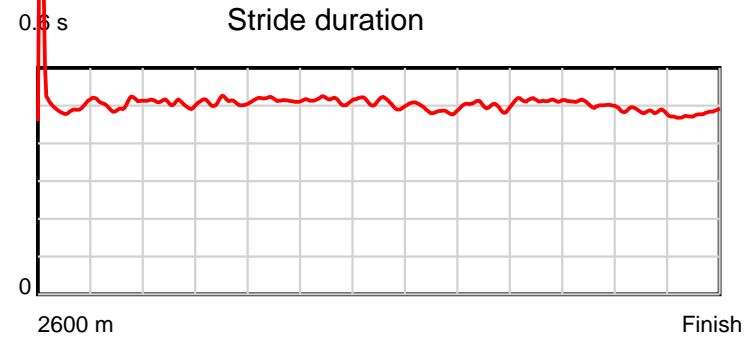
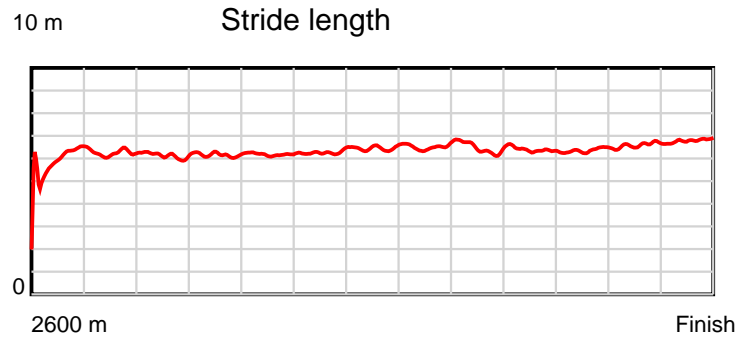
Disclaimer.

HRNZ and NZMTC and Thoroughbred Ratings Pty Ltd accepts no responsibility for the completeness or accuracy of any of the information contained herein, and makes no representations about its suitability for any particular purpose. Users should make their own judgements about those matters and/or seek independent advice. You assume all risks associated with use of the data provided on this page.

Race Results

September 17, 2021, Race 3, DUNSTAN HORSEFEEDS TROT, Distance 2600m, Addington - Survey 3200m

Result	TAB no.	Horse (Barrier)	2200m to	2000m to	1800m to	1600m to	1400m to	1200m to	1000m to	800m to	600m to	400m to	200m to	Total or	Margin
8th	12	Boss Kenny (12)	2000m	1800m	1600m	1400m	1200m	1000m	800m	600m	400m	200m	WP	Average	
		Position in running (margin)	4(4.9)	5(5.9)	6(6.5)	6(5.8)	6(6.0)	8(6.2)	8(7.3)	7(7.5)	7(6.1)	8(5.7)	8(7.7)		5.30
		Sectional time (s)	16.47	16.52	16.66	16.38	15.74	15.00	15.51	16.11	15.94	14.73	14.25		
		Cumulative time (s)	173.31	156.84	140.32	123.66	107.28	91.54	76.54	61.03	44.92	28.98	14.25	3:27.26	
		Speed (m/s)	12.14	12.11	12.00	12.21	12.71	13.33	12.89	12.41	12.55	13.58	14.04	12.54	
		Stride length (m)	6.16	6.17	6.19	6.28	6.45	6.53	6.44	6.39	6.33	6.57	6.71	6.33	
		Stride duration (s)	0.507	0.510	0.516	0.514	0.508	0.490	0.499	0.514	0.504	0.484	0.478	0.505	
		Stride efficiency (%)	59.26	59.48	59.84	61.60	65.02	66.71	64.85	63.71	62.56	67.54	70.43	62.70	
		Stride count	32.48	32.42	32.32	31.86	31.01	30.61	31.05	31.32	31.61	30.42	29.79	410.45	



Note: Horizontal distance axis grid lines are 200m furlongs.

Disclaimer.

HRNZ and NZMTC and Thoroughbred Ratings Pty Ltd accepts no responsibility for the completeness or accuracy of any of the information contained herein, and makes no representations about its suitability for any particular purpose. Users should make their own judgements about those matters and/or seek independent advice. You assume all risks associated with use of the data provided on this page.



Race Results



September 17, 2021, Race 3, DUNSTAN HORSEFEEDS TROT, Distance 2600m, Addington - Survey 3200m

Result	TAB no.	Horse (Barrier)	2600 to	2400m to
9th	3	Ilsas Son (3)	2400m	2200m
		Position in running (margin)	-	4(4.0)
		Sectional time (s)	18.04	16.22
		Cumulative time (s)	207.43	189.39
		Speed (m/s)	11.09	12.33
		Stride length (m)	5.42	5.75
		Stride duration (s)	0.482	0.466
		Stride efficiency (%)	45.86	51.61
		Stride count	36.92	34.80

Disclaimer.

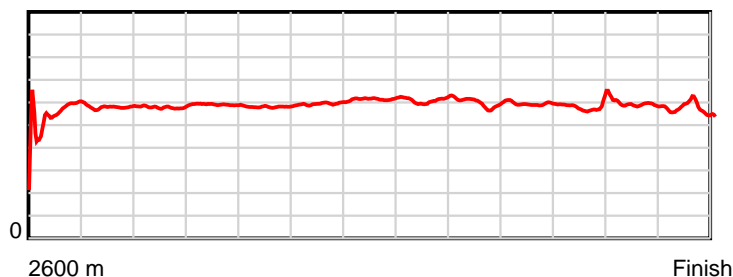
HRNZ and NZMTC and Thoroughbred Ratings Pty Ltd accepts no responsibility for the completeness or accuracy of any of the information contained herein, and makes no representations about its suitability for any particular purpose. Users should make their own judgements about those matters and/or seek independent advice. You assume all risks associated with use of the data provided on this page.

Race Results

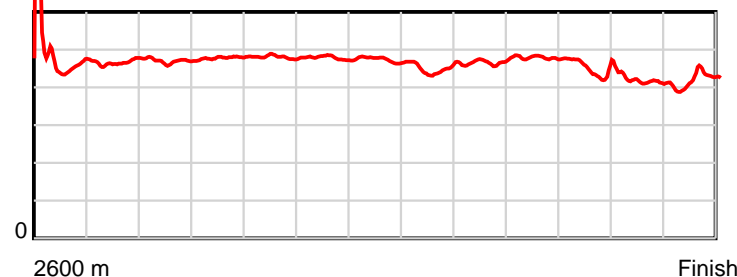
September 17, 2021, Race 3, DUNSTAN HORSEFEEDS TROT, Distance 2600m, Addington - Survey 3200m

Result	TAB no.	Horse (Barrier)	2200m to	2000m to	1800m to	1600m to	1400m to	1200m to	1000m to	800m to	600m to	400m to	200m to	Total or	Margin
9th	3	Ilsas Son (3)	2000m	1800m	1600m	1400m	1200m	1000m	800m	600m	400m	200m	WP	Average	
		Position in running (margin)	6(5.3)	6(6.6)	5(5.4)	5(5.5)	5(5.1)	6(3.3)	5(3.1)	6(5.8)	6(5.4)	6(4.0)	5(4.5)		6.30
		Sectional time (s)	16.52	16.24	16.78	16.29	15.41	14.77	15.92	16.28	15.77	14.49	14.70		
		Cumulative time (s)	173.17	156.65	140.41	123.63	107.34	91.93	77.16	61.24	44.96	29.19	14.70	3:27.43	
		Speed (m/s)	12.11	12.32	11.92	12.28	12.98	13.54	12.56	12.29	12.68	13.80	13.61	12.53	
		Stride length (m)	5.69	5.89	5.73	5.86	6.15	6.09	5.85	5.88	5.68	5.75	5.69	5.80	
		Stride duration (s)	0.470	0.478	0.480	0.478	0.474	0.450	0.466	0.479	0.448	0.417	0.418	0.463	
		Stride efficiency (%)	50.59	54.18	51.23	53.75	59.13	58.04	53.57	54.04	50.47	51.73	50.56	52.52	
		Stride count	35.15	33.97	34.93	34.10	32.51	32.82	34.16	34.01	35.19	34.76	35.16	448.48	

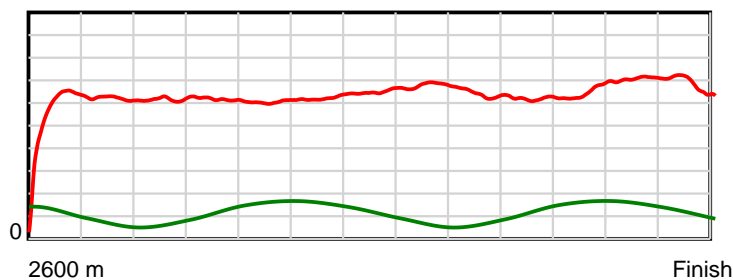
10 m Stride length



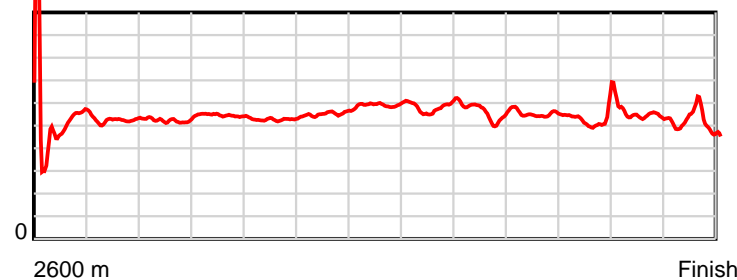
0.5 s Stride duration



20 m/sec Speed



100 % Stride efficiency



Note: Horizontal distance axis grid lines are 200m furlongs.

Disclaimer.

HRNZ and NZMTC and Thoroughbred Ratings Pty Ltd accepts no responsibility for the completeness or accuracy of any of the information contained herein, and makes no representations about its suitability for any particular purpose. Users should make their own judgements about those matters and/or seek independent advice. You assume all risks associated with use of the data provided on this page.



Race Results



September 17, 2021, Race 3, DUNSTAN HORSEFEEDS TROT, Distance 2600m, Addington - Survey 3200m

Result	TAB no.	Horse (Barrier)	2600 to	2400m to
10th	6	Jesper Fast (6)	2400m	2200m
		Position in running (margin)	-	11(11.8)
		Sectional time (s)	19.34	18.42
		Cumulative time (s)	207.52	188.18
		Speed (m/s)	10.34	10.86
		Stride length (m)	5.20	5.07
		Stride duration (s)	0.470	0.467
		Stride efficiency (%)	42.27	40.20
		Stride count	38.45	39.43

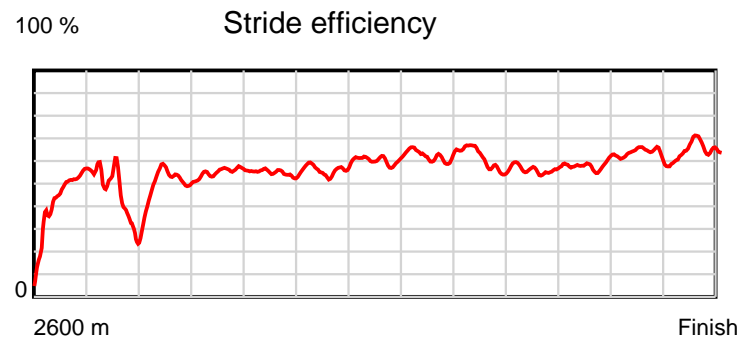
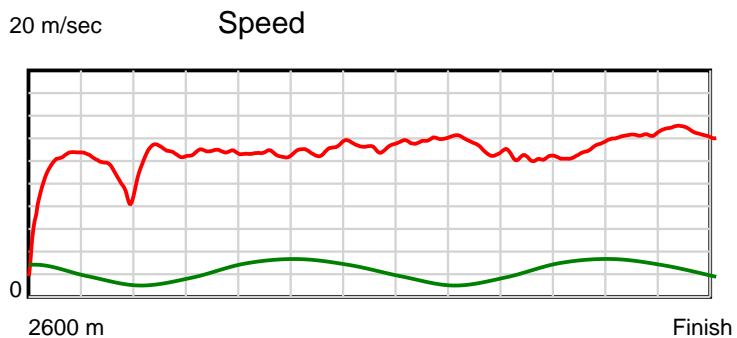
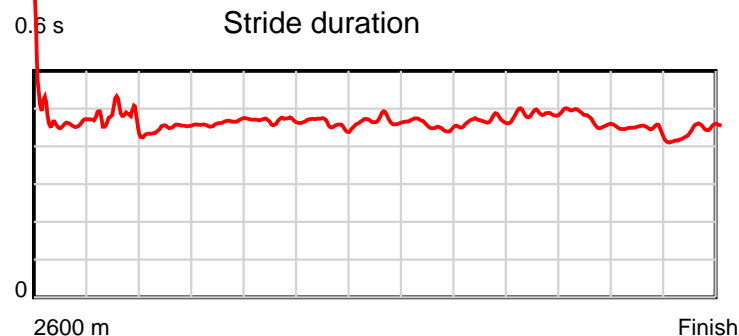
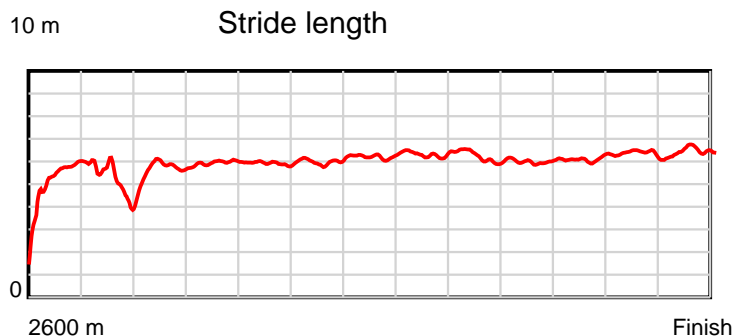
Disclaimer.

HRNZ and NZMTC and Thoroughbred Ratings Pty Ltd accepts no responsibility for the completeness or accuracy of any of the information contained herein, and makes no representations about its suitability for any particular purpose. Users should make their own judgements about those matters and/or seek independent advice. You assume all risks associated with use of the data provided on this page.

Race Results

September 17, 2021, Race 3, DUNSTAN HORSEFEEDS TROT, Distance 2600m, Addington - Survey 3200m

Result	TAB no.	Horse (Barrier)	2200m to	2000m to	1800m to	1600m to	1400m to	1200m to	1000m to	800m to	600m to	400m to	200m to	Total or	Margin
10th	6	Jesper Fast (6)	2000m	1800m	1600m	1400m	1200m	1000m	800m	600m	400m	200m	WP	Average	
		Position in running (margin)	12(26.3)	12(24.1)	12(18.8)	11(14.0)	11(11.1)	10(7.9)	10(9.6)	11(12.7)	12(12.1)	11(9.3)	11(9.2)		6.80
		Sectional time (s)	15.94	15.54	15.98	15.87	15.17	15.09	16.00	16.25	15.53	14.38	14.01		
		Cumulative time (s)	169.76	153.82	138.28	122.30	106.43	91.26	76.17	60.17	43.92	28.39	14.01	3:27.52	
		Speed (m/s)	12.55	12.87	12.52	12.60	13.18	13.25	12.50	12.31	12.88	13.91	14.28	12.53	
		Stride length (m)	5.60	5.96	5.87	5.79	6.18	6.03	5.86	6.03	6.05	6.14	6.33	5.83	
		Stride duration (s)	0.447	0.463	0.469	0.460	0.469	0.455	0.469	0.490	0.470	0.441	0.443	0.465	
		Stride efficiency (%)	49.09	55.43	53.82	52.47	59.65	56.82	53.72	56.78	57.22	58.91	62.54	53.15	
		Stride count	35.68	33.58	34.08	34.52	32.37	33.17	34.11	33.18	33.05	32.57	31.61	445.80	



Note: Horizontal distance axis grid lines are 200m furlongs.

Disclaimer.

HRNZ and NZMTC and Thoroughbred Ratings Pty Ltd accepts no responsibility for the completeness or accuracy of any of the information contained herein, and makes no representations about its suitability for any particular purpose. Users should make their own judgements about those matters and/or seek independent advice. You assume all risks associated with use of the data provided on this page.



Race Results



September 17, 2021, Race 3, DUNSTAN HORSEFEEDS TROT, Distance 2600m, Addington - Survey 3200m

Result	TAB no.	Horse (Barrier)	2600 to	2400m to
11th	5	Bacardi Pride (5)	2400m	2200m
		Position in running (margin)	-	3(3.2)
		Sectional time (s)	17.88	16.02
		Cumulative time (s)	207.61	189.73
		Speed (m/s)	11.19	12.48
		Stride length (m)	5.34	5.99
		Stride duration (s)	0.468	0.480
		Stride efficiency (%)	44.50	56.04
		Stride count	37.48	33.40

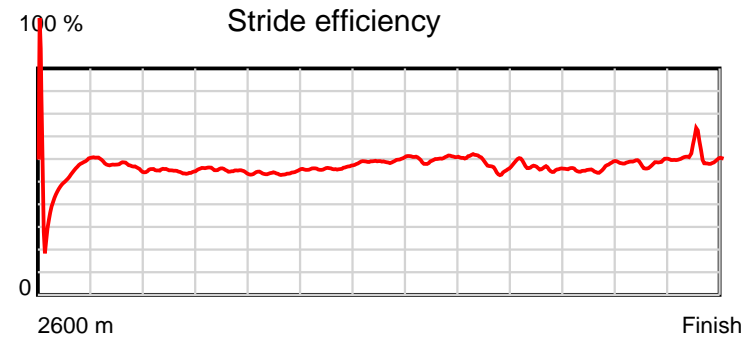
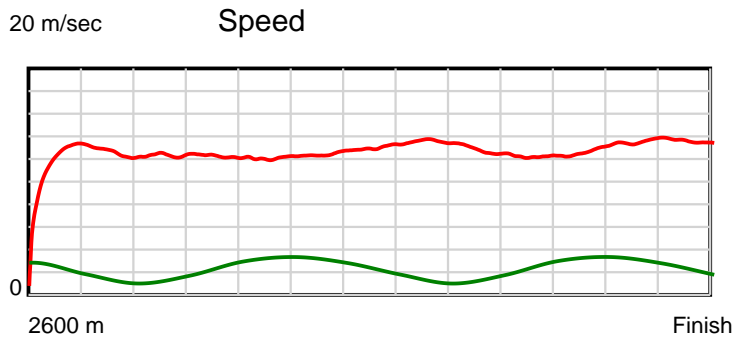
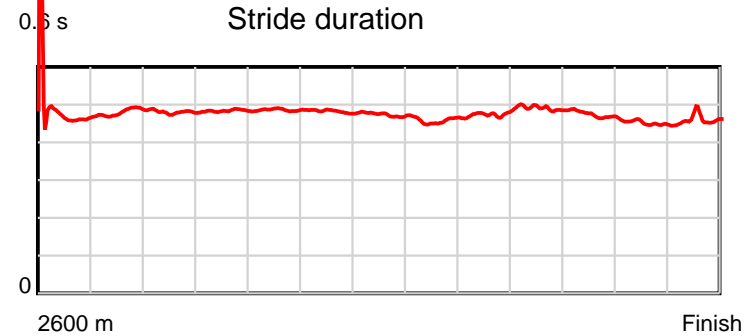
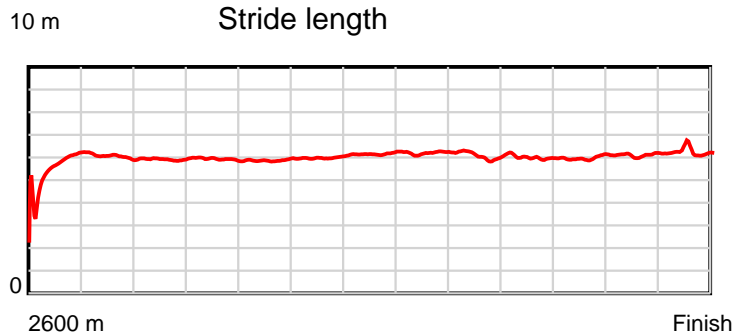
Disclaimer.

HRNZ and NZMTC and Thoroughbred Ratings Pty Ltd accepts no responsibility for the completeness or accuracy of any of the information contained herein, and makes no representations about its suitability for any particular purpose. Users should make their own judgements about those matters and/or seek independent advice. You assume all risks associated with use of the data provided on this page.

Race Results

September 17, 2021, Race 3, DUNSTAN HORSEFEEDS TROT, Distance 2600m, Addington - Survey 3200m

Result	TAB no.	Horse (Barrier)	2200m to	2000m to	1800m to	1600m to	1400m to	1200m to	1000m to	800m to	600m to	400m to	200m to	Total or	Margin
11th	5	Bacardi Pride (5)	2000m	1800m	1600m	1400m	1200m	1000m	800m	600m	400m	200m	WP	Average	
		Position in running (margin)	3(3.3)	3(4.5)	3(3.6)	4(4.1)	3(2.7)	2(1.0)	3(1.4)	4(4.1)	4(3.7)	5(3.3)	7(5.7)		7.30
		Sectional time (s)	16.50	16.28	16.85	16.12	15.42	14.89	15.92	16.27	15.95	14.81	14.70		
		Cumulative time (s)	173.71	157.21	140.93	124.08	107.96	92.54	77.65	61.73	45.46	29.51	14.70	3:27.61	
		Speed (m/s)	12.12	12.29	11.87	12.41	12.97	13.43	12.56	12.29	12.54	13.50	13.61	12.52	
		Stride length (m)	5.82	5.94	5.76	5.98	6.15	6.15	5.97	6.03	5.92	6.09	6.24	5.94	
		Stride duration (s)	0.480	0.484	0.486	0.482	0.474	0.458	0.475	0.490	0.472	0.450	0.459	0.475	
		Stride efficiency (%)	52.98	55.16	51.93	55.82	59.02	59.10	55.71	56.74	54.81	57.87	60.86	55.20	
		Stride count	34.35	33.66	34.69	33.46	32.54	32.52	33.50	33.19	33.77	32.86	32.05	437.47	



Note: Horizontal distance axis grid lines are 200m furlongs.

Disclaimer.

HRNZ and NZMTC and Thoroughbred Ratings Pty Ltd accepts no responsibility for the completeness or accuracy of any of the information contained herein, and makes no representations about its suitability for any particular purpose. Users should make their own judgements about those matters and/or seek independent advice. You assume all risks associated with use of the data provided on this page.



Race Results



September 17, 2021, Race 3, DUNSTAN HORSEFEEDS TROT, Distance 2600m, Addington - Survey 3200m

Result	TAB no.	Horse (Barrier)	2600 to	2400m to
12th	7	Lookslkeatrix... (7)	2400m	2200m
		Position in running (margin)	-	13(21.8)
		Sectional time (s)	20.96	16.86
		Cumulative time (s)	208.84	187.88
		Speed (m/s)	9.54	11.86
		Stride length (m)	5.17	5.70
		Stride duration (s)	0.492	0.481
		Stride efficiency (%)	41.77	50.82
		Stride count	38.68	35.07

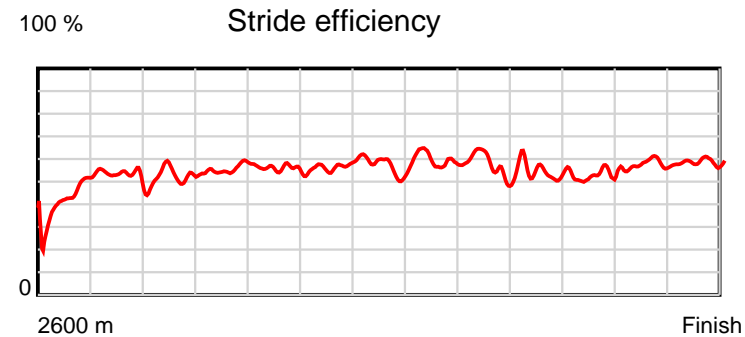
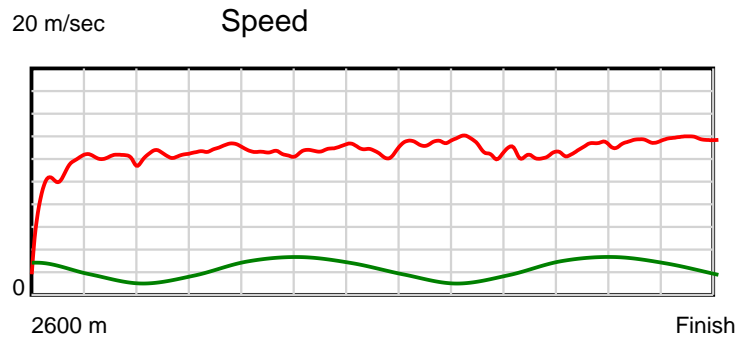
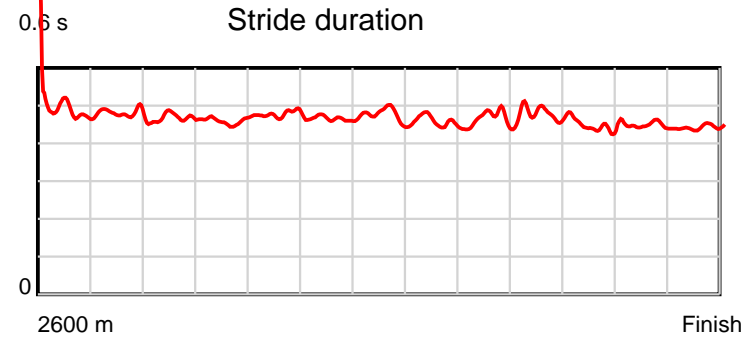
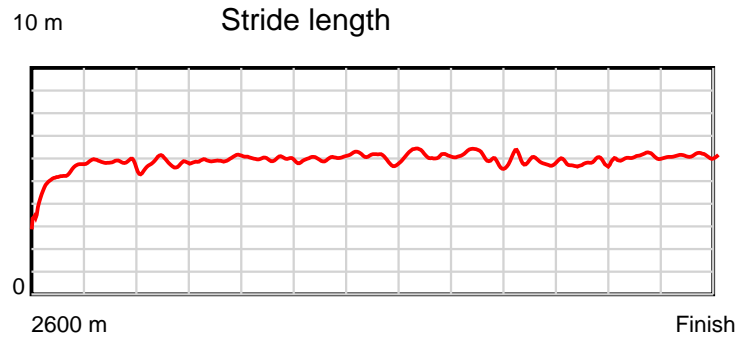
Disclaimer.

HRNZ and NZMTC and Thoroughbred Ratings Pty Ltd accepts no responsibility for the completeness or accuracy of any of the information contained herein, and makes no representations about its suitability for any particular purpose. Users should make their own judgements about those matters and/or seek independent advice. You assume all risks associated with use of the data provided on this page.

Race Results

September 17, 2021, Race 3, DUNSTAN HORSEFEEDS TROT, Distance 2600m, Addington - Survey 3200m

Result	TAB no.	Horse (Barrier)	2200m to	2000m to	1800m to	1600m to	1400m to	1200m to	1000m to	800m to	600m to	400m to	200m to	Total or	Margin
12th	7	Looklikeatrix... (7)	2000m	1800m	1600m	1400m	1200m	1000m	800m	600m	400m	200m	WP	Average	
		Position in running (margin)	13(26.9)	13(27.5)	13(21.5)	12(17.5)	12(11.9)	12(11.8)	12(12.7)	13(14.1)	13(13.5)	13(12.4)	13(14.9)		14.10
		Sectional time (s)	16.41	15.43	16.10	15.43	15.70	14.95	15.70	16.24	15.83	14.81	14.42		
		Cumulative time (s)	171.02	154.61	139.18	123.08	107.65	91.95	77.00	61.30	45.06	29.23	14.42	3:28.84	
		Speed (m/s)	12.19	12.96	12.42	12.96	12.74	13.38	12.74	12.32	12.63	13.50	13.87	12.45	
		Stride length (m)	5.70	5.96	5.92	6.03	6.05	6.12	5.91	5.93	5.60	6.03	6.15	5.86	
		Stride duration (s)	0.467	0.460	0.477	0.465	0.475	0.458	0.464	0.481	0.444	0.447	0.443	0.470	
		Stride efficiency (%)	50.70	55.48	54.84	56.87	57.17	58.61	54.67	54.96	49.08	56.83	59.15	53.60	
		Stride count	35.11	33.56	33.76	33.15	33.07	32.66	33.81	33.72	35.69	33.16	32.51	443.95	



Note: Horizontal distance axis grid lines are 200m furlongs.

Disclaimer.

HRNZ and NZMTC and Thoroughbred Ratings Pty Ltd accepts no responsibility for the completeness or accuracy of any of the information contained herein, and makes no representations about its suitability for any particular purpose. Users should make their own judgements about those matters and/or seek independent advice. You assume all risks associated with use of the data provided on this page.



Race Results



September 17, 2021, Race 3, DUNSTAN HORSEFEEDS TROT, Distance 2600m, Addington - Survey 3200m

Result	TAB no.	Horse (Barrier)	2600 to	2400m to
13th	14	Magnifique Dim... (13)	2400m	2200m
		Position in running (margin)	-	14(32.7)
		Sectional time (s)	22.73	15.87
		Cumulative time (s)	211.72	188.99
		Speed (m/s)	8.80	12.60
		Stride length (m)	4.39	5.61
		Stride duration (s)	0.471	0.445
		Stride efficiency (%)	30.06	49.13
		Stride count	45.60	35.67

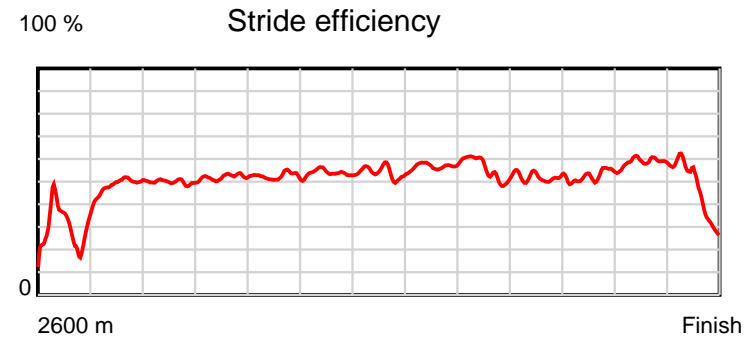
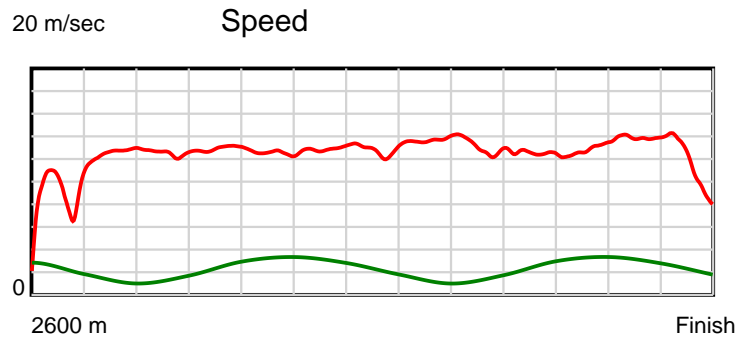
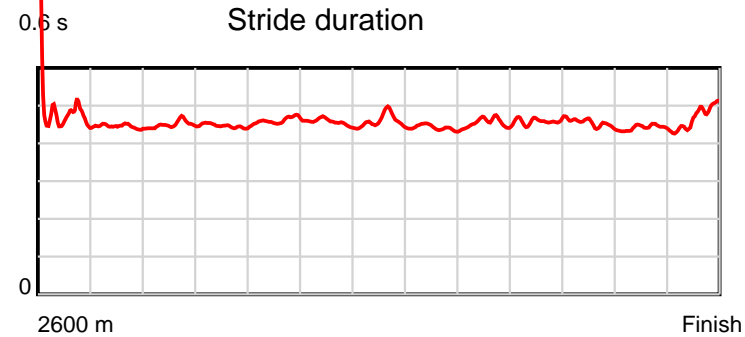
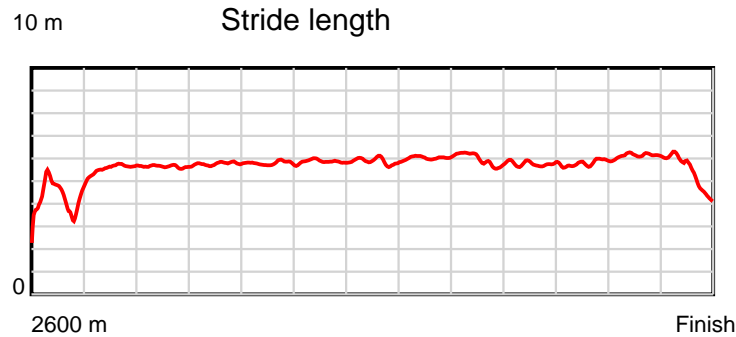
Disclaimer.

HRNZ and NZMTC and Thoroughbred Ratings Pty Ltd accepts no responsibility for the completeness or accuracy of any of the information contained herein, and makes no representations about its suitability for any particular purpose. Users should make their own judgements about those matters and/or seek independent advice. You assume all risks associated with use of the data provided on this page.

Race Results

September 17, 2021, Race 3, DUNSTAN HORSEFEEDS TROT, Distance 2600m, Addington - Survey 3200m

Result	TAB no.	Horse (Barrier)	2200m to	2000m to	1800m to	1600m to	1400m to	1200m to	1000m to	800m to	600m to	400m to	200m to	Total or	Margin
13th	14	Magnifique Dim... (13)	2000m	1800m	1600m	1400m	1200m	1000m	800m	600m	400m	200m	WP	Average	
		Position in running (margin)	14(31.9)	14(30.4)	14(24.2)	13(20.1)	13(14.7)	13(14.3)	13(13.0)	12(12.8)	11(10.8)	12(9.5)	12(9.2)		30.10
		Sectional time (s)	16.06	15.40	16.08	15.47	15.63	14.60	15.44	16.00	15.81	14.34	18.29		
		Cumulative time (s)	173.12	157.06	141.66	125.58	110.11	94.48	79.88	64.44	48.44	32.63	18.29	3:31.72	
		Speed (m/s)	12.45	12.99	12.44	12.93	12.80	13.70	12.95	12.50	12.65	13.95	10.93	12.28	
		Stride length (m)	5.60	5.80	5.73	5.89	5.88	6.05	5.89	5.75	5.72	6.15	5.17	5.62	
		Stride duration (s)	0.450	0.446	0.461	0.456	0.459	0.441	0.454	0.460	0.452	0.441	0.472	0.458	
		Stride efficiency (%)	49.00	52.51	51.37	54.30	53.94	57.13	54.19	51.73	51.09	59.11	41.69	49.41	
		Stride count	35.72	34.50	34.88	33.93	34.04	33.08	33.96	34.76	34.98	32.52	38.72	462.36	



Note: Horizontal distance axis grid lines are 200m furlongs.

Disclaimer.

HRNZ and NZMTC and Thoroughbred Ratings Pty Ltd accepts no responsibility for the completeness or accuracy of any of the information contained herein, and makes no representations about its suitability for any particular purpose. Users should make their own judgements about those matters and/or seek independent advice. You assume all risks associated with use of the data provided on this page.



Race Results



September 17, 2021, Race 3, DUNSTAN HORSEFEEDS TROT, Distance 2600m, Addington - Survey 3200m

Result	TAB no.	Horse (Barrier)	2600 to	2400m to
14th	15	Aiguille (0)	2400m	2200m
		Position in running (margin)	-	12(12.8)
		Sectional time (s)	19.54	16.59
		Cumulative time (s)	216.80	197.26
		Speed (m/s)	10.24	12.06
		Stride length (m)	5.70	5.89
		Stride duration (s)	0.497	0.488
		Stride efficiency (%)	50.79	54.20
		Stride count	35.08	33.96

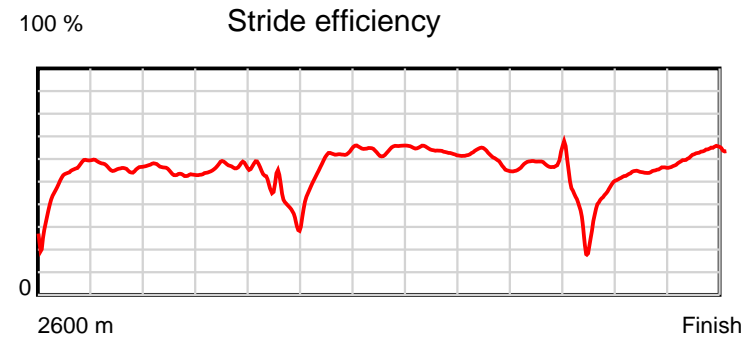
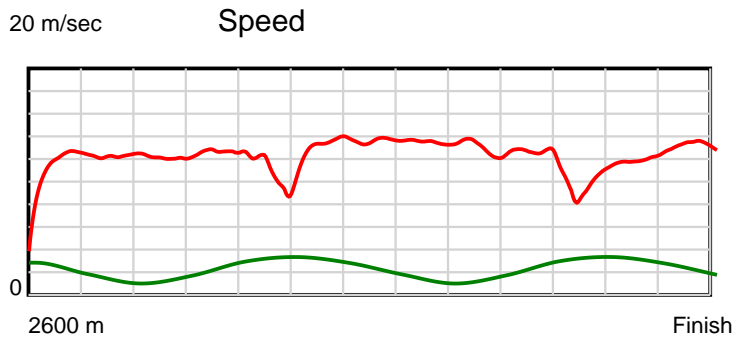
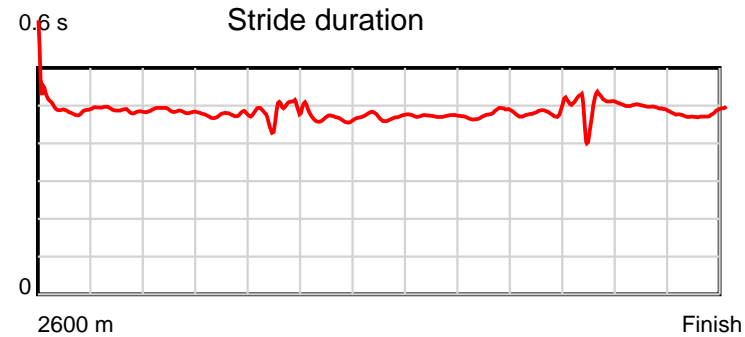
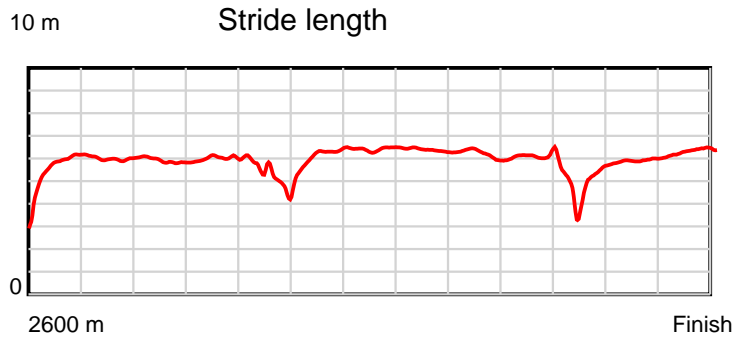
Disclaimer.

HRNZ and NZMTC and Thoroughbred Ratings Pty Ltd accepts no responsibility for the completeness or accuracy of any of the information contained herein, and makes no representations about its suitability for any particular purpose. Users should make their own judgements about those matters and/or seek independent advice. You assume all risks associated with use of the data provided on this page.

Race Results

September 17, 2021, Race 3, DUNSTAN HORSEFEEDS TROT, Distance 2600m, Addington - Survey 3200m

Result	TAB no.	Horse (Barrier)	2200m to	2000m to	1800m to	1600m to	1400m to	1200m to	1000m to	800m to	600m to	400m to	200m to	Total or	Margin
14th	15	Aiguille (0)	2000m	1800m	1600m	1400m	1200m	1000m	800m	600m	400m	200m	WP	Average	
		Position in running (margin)	11(16.3)	11(18.6)	11(14.7)	14(29.4)	14(24.2)	14(18.7)	14(19.7)	14(21.7)	14(19.7)	14(45.9)	14(58.8)		58.30
		Sectional time (s)	16.70	15.77	19.23	15.48	14.79	14.99	15.80	16.02	20.36	16.55	14.98		
		Cumulative time (s)	180.67	163.97	148.20	128.97	113.49	98.70	83.71	67.91	51.89	31.53	14.98	3:36.80	
		Speed (m/s)	11.98	12.68	10.40	12.92	13.52	13.34	12.66	12.48	9.82	12.08	13.35	11.99	
		Stride length (m)	5.83	6.03	5.03	6.01	6.38	6.30	6.06	6.04	4.84	5.97	6.40	5.84	
		Stride duration (s)	0.487	0.475	0.484	0.465	0.472	0.472	0.478	0.484	0.493	0.494	0.479	0.487	
		Stride efficiency (%)	53.11	56.75	39.62	56.40	63.64	62.09	57.30	56.94	36.57	55.62	63.95	53.37	
		Stride count	34.31	33.19	39.72	33.29	31.34	31.73	33.03	33.13	41.34	33.52	31.26	444.90	



Note: Horizontal distance axis grid lines are 200m furlongs.

Disclaimer.

HRNZ and NZMTC and Thoroughbred Ratings Pty Ltd accepts no responsibility for the completeness or accuracy of any of the information contained herein, and makes no representations about its suitability for any particular purpose. Users should make their own judgements about those matters and/or seek independent advice. You assume all risks associated with use of the data provided on this page.