



## Race Results

NZ Metropolitan Trotting Club Inc, HRNZ, September 17, 2021

Compilation date: September 17, 2021, 8:49:13 PM (NZST)

Copyright © 2021 HRNZ and NZMTC. All rights reserved.

### Trademarks.

StrideMASTER is a registered trademark of Thoroughbred Ratings Pty Ltd.

### Disclaimer.

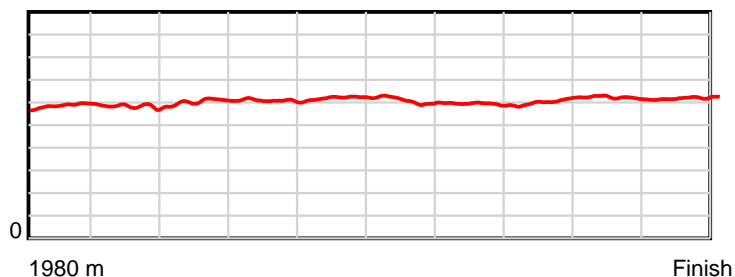
HRNZ and NZMTC and Thoroughbred Ratings Pty Ltd accepts no responsibility for the completeness or accuracy of any of the information contained herein, and makes no representations about its suitability for any particular purpose. Users should make their own judgements about those matters and/or seek independent advice. You assume all risks associated with use of the data provided on this page.

# Race Results

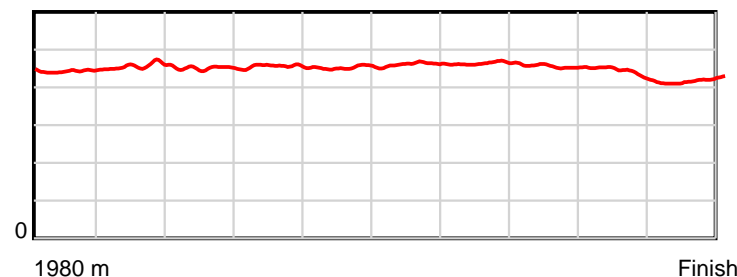
September 17, 2021, Race 8, MCMILLAN EQUINE FEEDS MOBILE TROT, Distance 1980m, Addington - Survey 1980m

Result	TAB no.	Horse (Barrier)	1980 to	1800m to	1600m to	1400m to	1200m to	1000m to	800m to	600m to	400m to	200m to	Total or	Margin
1st	12	Royal Del (12)	1800m	1600m	1400m	1200m	1000m	800m	600m	400m	200m	WP	Average	
		Position in running (margin)	-	13(7.5)	13(10.3)	13(9.2)	13(9.2)	11(8.9)	10(6.0)	9(5.8)	8(3.8)	7(2.9)		0.00
		Sectional time (s)	14.04	15.96	15.09	14.99	14.99	15.63	15.66	15.46	14.55	13.53		
		Cumulative time (s)	149.90	135.86	119.90	104.81	89.82	74.83	59.20	43.54	28.08	13.53	2:29.90	
		Speed (m/s)	12.82	12.53	13.25	13.34	13.34	12.80	12.77	12.94	13.75	14.78	13.21	
		Stride length (m)	5.87	5.72	5.98	6.08	6.04	5.90	5.93	5.89	6.02	6.19	5.96	
		Stride duration (s)	0.443	0.457	0.451	0.456	0.453	0.461	0.464	0.455	0.438	0.419	0.451	
		Stride efficiency (%)	53.85	51.16	55.79	57.73	56.97	54.48	54.95	54.13	56.70	59.83	55.51	
		Stride count	30.66	34.95	33.47	32.90	33.12	33.87	33.73	33.98	33.20	32.32	332.20	

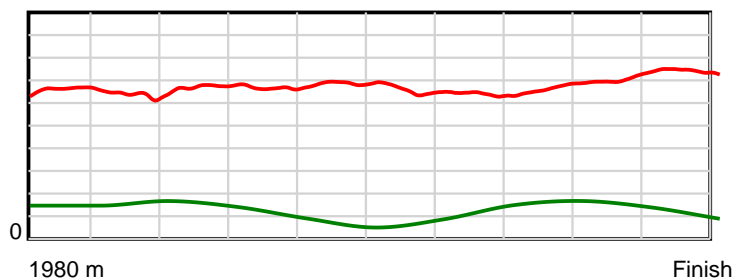
10 m Stride length



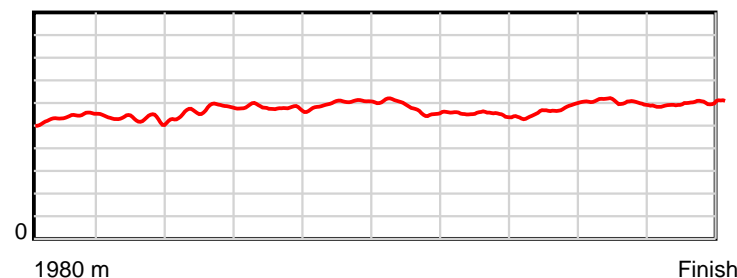
0.6 s Stride duration



20 m/sec Speed



100 % Stride efficiency



Note: Horizontal distance axis grid lines are 200m furlongs.

## Disclaimer.

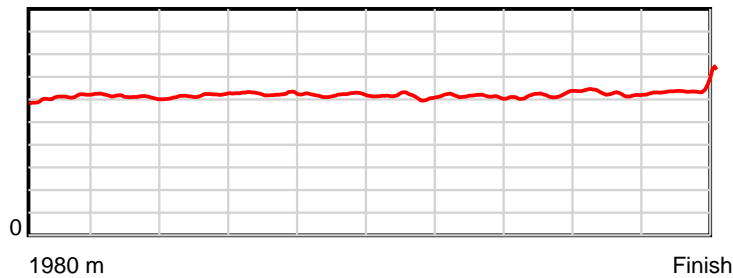
HRNZ and NZMTC and Thoroughbred Ratings Pty Ltd accepts no responsibility for the completeness or accuracy of any of the information contained herein, and makes no representations about its suitability for any particular purpose. Users should make their own judgements about those matters and/or seek independent advice. You assume all risks associated with use of the data provided on this page.

# Race Results

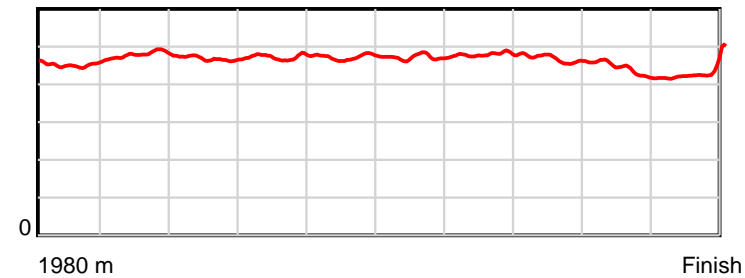
September 17, 2021, Race 8, MCMILLAN EQUINE FEEDS MOBILE TROT, Distance 1980m, Addington - Survey 1980m

Result	TAB no.	Horse (Barrier)	1980 to	1800m to	1600m to	1400m to	1200m to	1000m to	800m to	600m to	400m to	200m to	Total or	Margin
2nd	2	<b>KD Hawk (2)</b>	<b>1800m</b>	<b>1600m</b>	<b>1400m</b>	<b>1200m</b>	<b>1000m</b>	<b>800m</b>	<b>600m</b>	<b>400m</b>	<b>200m</b>	<b>WP</b>	<b>Average</b>	
		Position in running (margin)	-	7(4.0)	9(6.3)	9(6.7)	11(7.2)	12(9.6)	13(8.1)	12(7.7)	11(5.8)	9(3.8)		0.06
		Sectional time (s)	13.45	15.89	15.33	15.08	15.45	15.84	15.64	15.48	14.36	13.44		
		Cumulative time (s)	149.96	136.51	120.62	105.29	90.21	74.76	58.92	43.28	27.80	13.44	2:29.96	
		Speed (m/s)	13.39	12.59	13.05	13.26	12.94	12.63	12.79	12.92	13.93	14.88	13.20	
		Stride length (m)	6.10	6.03	6.11	6.27	6.12	5.96	6.13	6.03	6.09	6.47	6.13	
		Stride duration (s)	0.451	0.479	0.468	0.472	0.473	0.472	0.480	0.466	0.438	0.435	0.464	
		Stride efficiency (%)	58.10	56.74	58.30	61.35	58.47	55.44	58.78	56.76	58.04	65.51	58.66	
		Stride count	29.52	33.19	32.74	31.92	32.70	33.58	32.61	33.19	32.82	30.89	323.16	

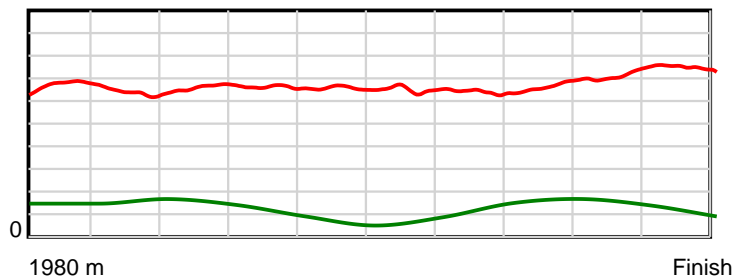
10 m Stride length



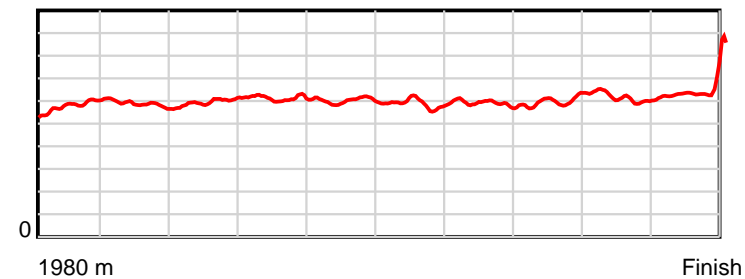
0.6 s Stride duration



20 m/sec Speed



100 % Stride efficiency



Note: Horizontal distance axis grid lines are 200m furlongs.

## Disclaimer.

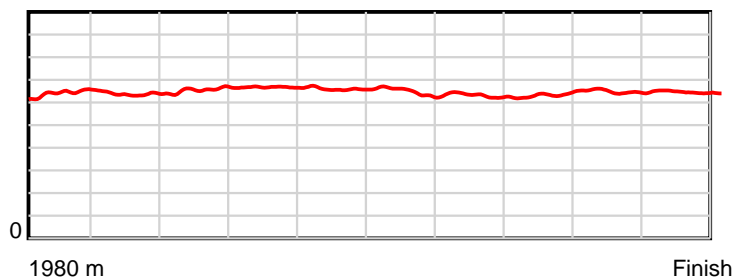
HRNZ and NZMTC and Thoroughbred Ratings Pty Ltd accepts no responsibility for the completeness or accuracy of any of the information contained herein, and makes no representations about its suitability for any particular purpose. Users should make their own judgements about those matters and/or seek independent advice. You assume all risks associated with use of the data provided on this page.

# Race Results

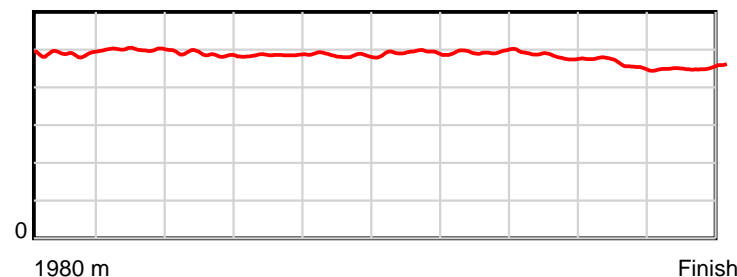
September 17, 2021, Race 8, MCMILLAN EQUINE FEEDS MOBILE TROT, Distance 1980m, Addington - Survey 1980m

Result	TAB no.	Horse (Barrier)	1980 to	1800m to	1600m to	1400m to	1200m to	1000m to	800m to	600m to	400m to	200m to	Total or	Margin
3rd	4	Tyene (4)	1800m	1600m	1400m	1200m	1000m	800m	600m	400m	200m	WP	Average	
		Position in running (margin)	-	12(6.2)	14(10.4)	14(9.5)	10(6.5)	8(6.8)	7(4.4)	6(3.9)	5(2.1)	4(1.1)		1.20
		Sectional time (s)	13.79	16.20	15.10	14.50	15.10	15.70	15.62	15.48	14.53	14.10		
		Cumulative time (s)	150.12	136.33	120.13	105.03	90.53	75.43	59.73	44.11	28.63	14.10	2:30.12	
		Speed (m/s)	13.06	12.35	13.25	13.79	13.25	12.74	12.80	12.92	13.76	14.18	13.19	
		Stride length (m)	6.46	6.18	6.46	6.70	6.42	6.27	6.33	6.22	6.33	6.42	6.37	
		Stride duration (s)	0.488	0.501	0.488	0.486	0.485	0.492	0.495	0.481	0.460	0.453	0.483	
		Stride efficiency (%)	65.27	59.70	65.14	70.10	64.42	61.49	62.62	60.42	62.57	64.42	63.51	
		Stride count	27.85	32.36	30.98	29.86	31.15	31.88	31.59	32.16	31.61	31.15	310.59	

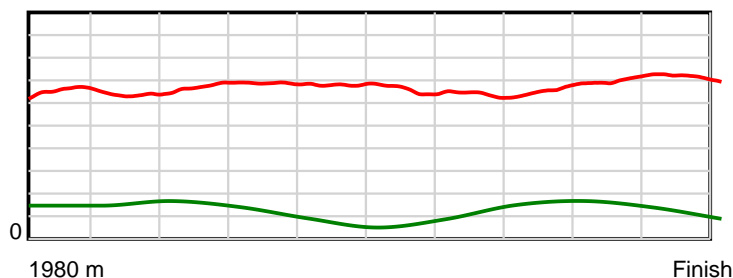
10 m Stride length



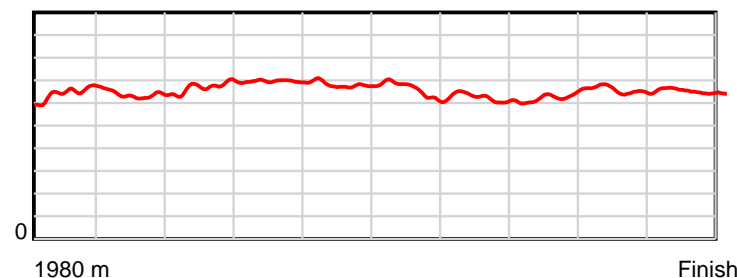
0.6 s Stride duration



20 m/sec Speed



100 % Stride efficiency



Note: Horizontal distance axis grid lines are 200m furlongs.

## Disclaimer.

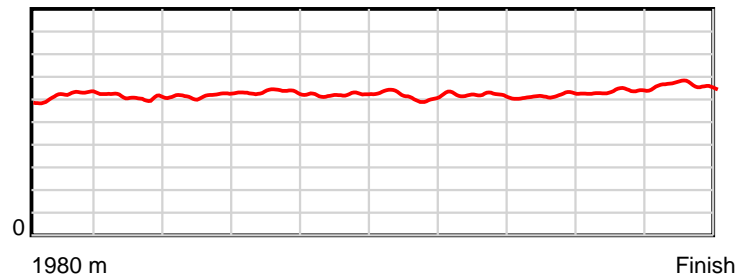
HRNZ and NZMTC and Thoroughbred Ratings Pty Ltd accepts no responsibility for the completeness or accuracy of any of the information contained herein, and makes no representations about its suitability for any particular purpose. Users should make their own judgements about those matters and/or seek independent advice. You assume all risks associated with use of the data provided on this page.

# Race Results

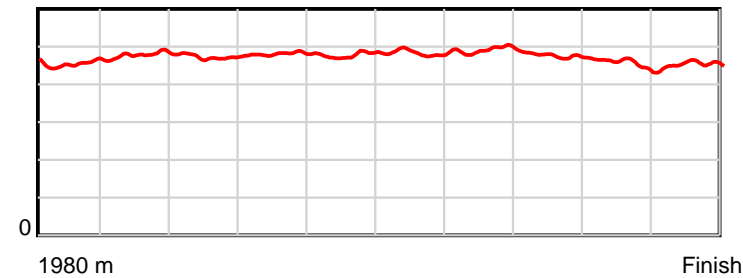
September 17, 2021, Race 8, MCMILLAN EQUINE FEEDS MOBILE TROT, Distance 1980m, Addington - Survey 1980m

Result	TAB no.	Horse (Barrier)	1980 to	1800m to	1600m to	1400m to	1200m to	1000m to	800m to	600m to	400m to	200m to	Total or	Margin
4th	6	<b>Zealous Spur (6)</b>	<b>1800m</b>	<b>1600m</b>	<b>1400m</b>	<b>1200m</b>	<b>1000m</b>	<b>800m</b>	<b>600m</b>	<b>400m</b>	<b>200m</b>	<b>WP</b>	<b>Average</b>	
		Position in running (margin)	-	4(2.2)	6(4.3)	6(4.3)	8(5.2)	9(7.5)	11(6.5)	11(7.3)	12(5.8)	11(4.0)		1.90
		Sectional time (s)	13.23	15.85	15.27	15.14	15.44	15.94	15.83	15.55	14.39	13.60		
		Cumulative time (s)	150.24	137.01	121.16	105.89	90.75	75.31	59.37	43.54	27.99	13.60	2:30.24	
		Speed (m/s)	13.61	12.62	13.10	13.21	12.95	12.55	12.63	12.86	13.90	14.71	13.18	
		Stride length (m)	6.23	6.03	6.19	6.35	6.19	6.07	6.21	6.12	6.31	6.68	6.23	
		Stride duration (s)	0.453	0.478	0.472	0.481	0.478	0.483	0.491	0.476	0.454	0.454	0.473	
		Stride efficiency (%)	60.63	56.86	59.81	63.04	59.94	57.48	60.20	58.58	62.21	69.68	60.70	
		Stride count	28.90	33.16	32.33	31.49	32.29	32.98	32.22	32.67	31.70	29.95	317.69	

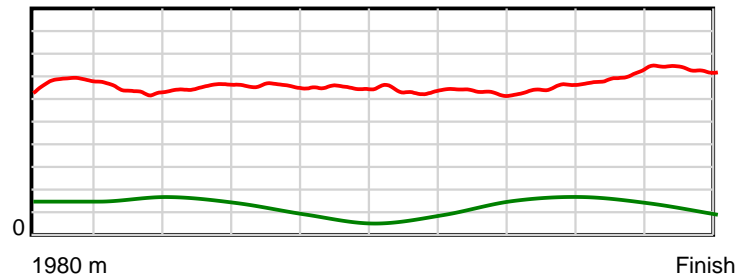
10 m Stride length



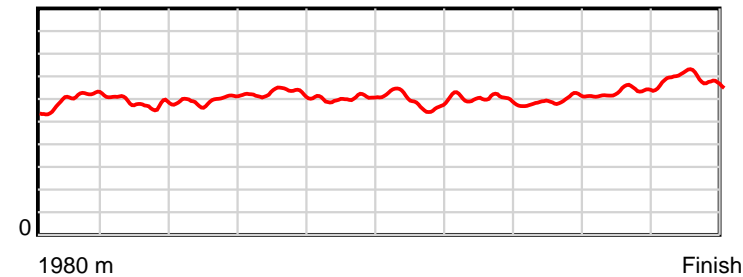
0.6 s Stride duration



20 m/sec Speed



100 % Stride efficiency



Note: Horizontal distance axis grid lines are 200m furlongs.

## Disclaimer.

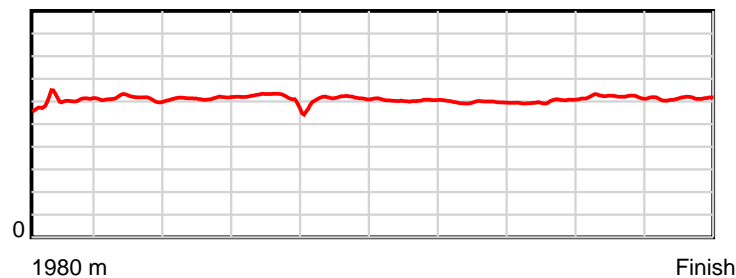
HRNZ and NZMTC and Thoroughbred Ratings Pty Ltd accepts no responsibility for the completeness or accuracy of any of the information contained herein, and makes no representations about its suitability for any particular purpose. Users should make their own judgements about those matters and/or seek independent advice. You assume all risks associated with use of the data provided on this page.

# Race Results

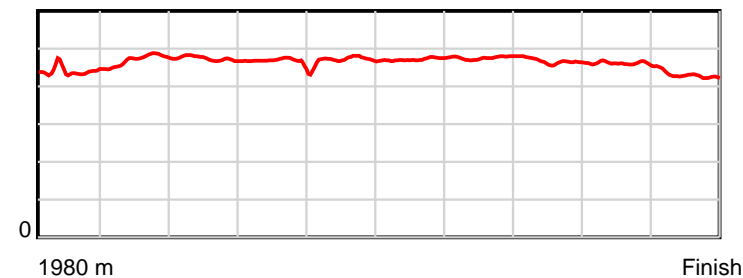
September 17, 2021, Race 8, MCMILLAN EQUINE FEEDS MOBILE TROT, Distance 1980m, Addington - Survey 1980m

Result	TAB no.	Horse (Barrier)	1980 to	1800m to	1600m to	1400m to	1200m to	1000m to	800m to	600m to	400m to	200m to	Total or	Margin
5th	1	Hide N Speak (1)	1800m	1600m	1400m	1200m	1000m	800m	600m	400m	200m	WP	Average	
		Position in running (margin)	-	5(2.7)	2(2.4)	4(2.8)	5(3.9)	7(6.1)	6(3.2)	7(4.2)	7(2.9)	8(3.3)		3.10
		Sectional time (s)	13.18	15.46	15.31	15.19	15.42	15.61	15.87	15.57	14.77	14.07		
		Cumulative time (s)	150.45	137.27	121.81	106.50	91.31	75.89	60.28	44.41	28.84	14.07	2:30.45	
		Speed (m/s)	13.66	12.94	13.06	13.17	12.97	12.81	12.60	12.85	13.54	14.21	13.16	
		Stride length (m)	6.01	6.09	6.19	6.09	6.12	6.04	6.00	5.99	6.24	6.09	6.09	
		Stride duration (s)	0.439	0.471	0.474	0.462	0.472	0.472	0.476	0.467	0.461	0.429	0.462	
		Stride efficiency (%)	56.42	58.01	59.79	57.95	58.51	57.05	56.19	56.12	60.80	57.97	57.87	
		Stride count	29.96	32.82	32.33	32.84	32.69	33.10	33.35	33.37	32.06	32.84	325.36	

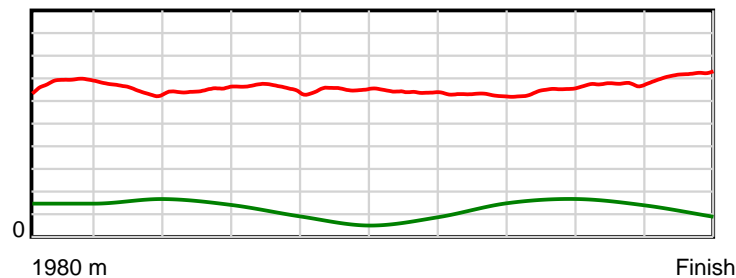
10 m Stride length



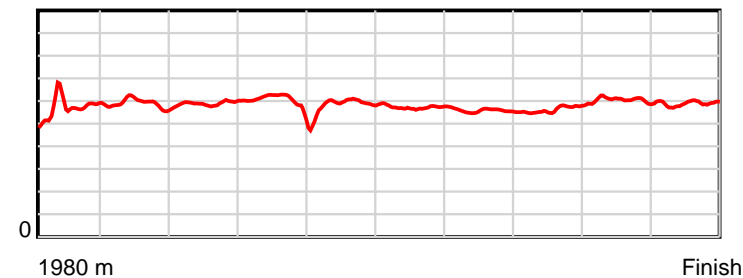
0.6 s Stride duration



20 m/sec Speed



100 % Stride efficiency



Note: Horizontal distance axis grid lines are 200m furlongs.

## Disclaimer.

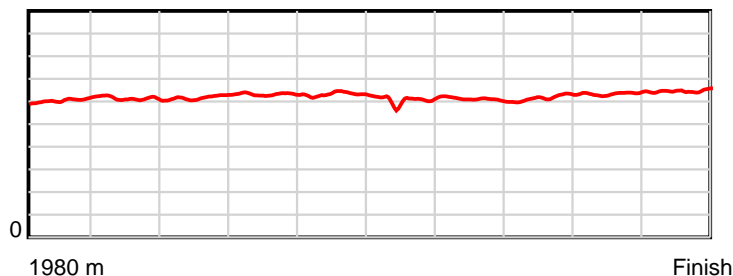
HRNZ and NZMTC and Thoroughbred Ratings Pty Ltd accepts no responsibility for the completeness or accuracy of any of the information contained herein, and makes no representations about its suitability for any particular purpose. Users should make their own judgements about those matters and/or seek independent advice. You assume all risks associated with use of the data provided on this page.

# Race Results

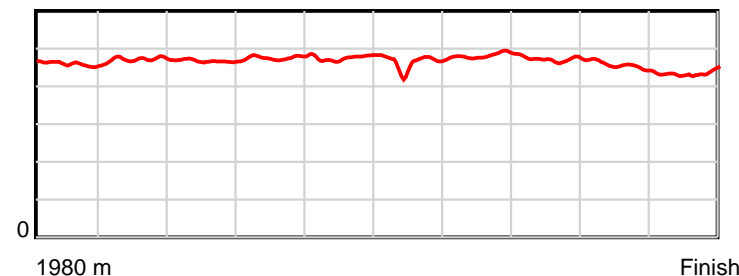
September 17, 2021, Race 8, MCMILLAN EQUINE FEEDS MOBILE TROT, Distance 1980m, Addington - Survey 1980m

Result	TAB no.	Horse (Barrier)	1980 to	1800m to	1600m to	1400m to	1200m to	1000m to	800m to	600m to	400m to	200m to	Total or	Margin
6th	13	Prince Teka (13)	1800m	1600m	1400m	1200m	1000m	800m	600m	400m	200m	WP	Average	
		Position in running (margin)	-	14(9.4)	12(9.9)	12(8.8)	14(9.7)	14(11.6)	14(8.8)	14(9.1)	14(7.9)	13(6.1)		3.20
		Sectional time (s)	14.25	15.60	15.06	15.15	15.37	15.62	15.75	15.59	14.39	13.70		
		Cumulative time (s)	150.48	136.23	120.63	105.57	90.42	75.05	59.43	43.68	28.09	13.70	2:30.48	
		Speed (m/s)	12.64	12.82	13.28	13.20	13.01	12.80	12.70	12.83	13.90	14.60	13.16	
		Stride length (m)	6.01	6.05	6.20	6.28	6.19	5.93	6.12	6.05	6.30	6.37	6.15	
		Stride duration (s)	0.459	0.472	0.467	0.476	0.476	0.464	0.482	0.472	0.454	0.436	0.467	
		Stride efficiency (%)	56.50	57.18	60.11	61.62	59.90	55.02	58.59	57.19	62.08	63.41	59.10	
		Stride count	29.94	33.06	32.25	31.85	32.30	33.70	32.66	33.06	31.73	31.40	321.95	

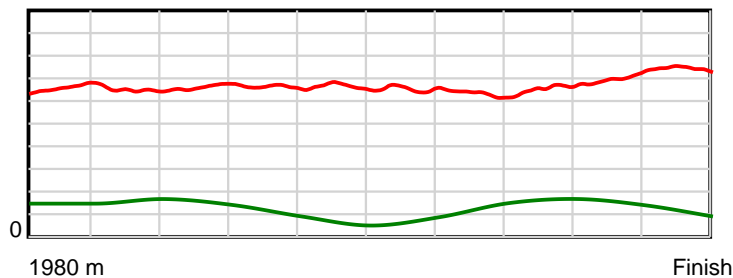
10 m Stride length



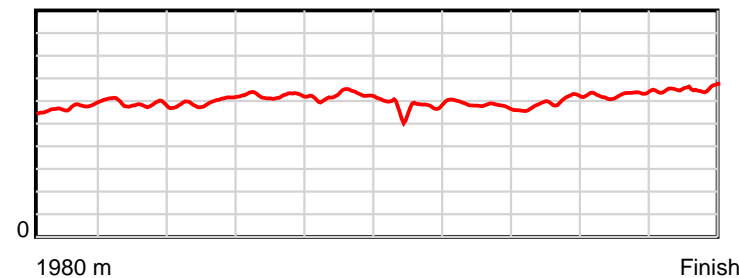
0.6 s Stride duration



20 m/sec Speed



100 % Stride efficiency



Note: Horizontal distance axis grid lines are 200m furlongs.

## Disclaimer.

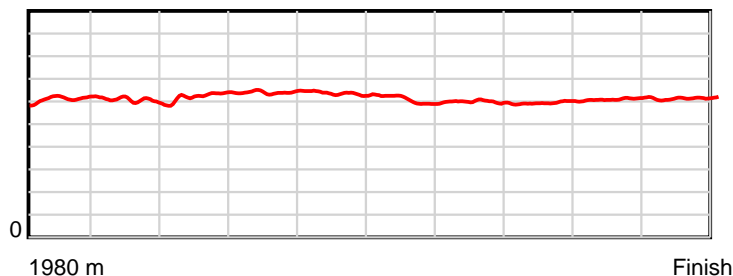
HRNZ and NZMTC and Thoroughbred Ratings Pty Ltd accepts no responsibility for the completeness or accuracy of any of the information contained herein, and makes no representations about its suitability for any particular purpose. Users should make their own judgements about those matters and/or seek independent advice. You assume all risks associated with use of the data provided on this page.

# Race Results

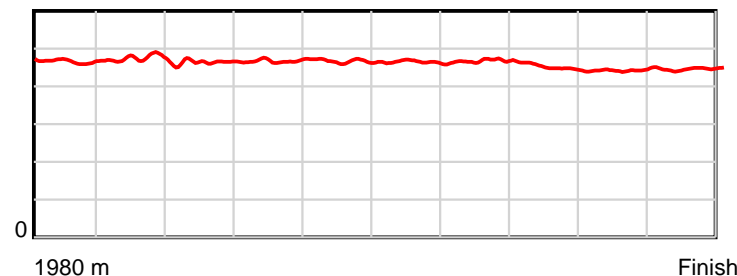
September 17, 2021, Race 8, MCMILLAN EQUINE FEEDS MOBILE TROT, Distance 1980m, Addington - Survey 1980m

Result	TAB no.	Horse (Barrier)	1980 to	1800m to	1600m to	1400m to	1200m to	1000m to	800m to	600m to	400m to	200m to	Total or	Margin
7th	3	<b>Bryan Boru (3)</b>	<b>1800m</b>	<b>1600m</b>	<b>1400m</b>	<b>1200m</b>	<b>1000m</b>	<b>800m</b>	<b>600m</b>	<b>400m</b>	<b>200m</b>	<b>WP</b>	<b>Average</b>	
		Position in running (margin)	-	10(5.7)	11(8.0)	11(6.9)	7(4.1)	5(5.0)	5(2.7)	4(2.1)	1(0.0)	2(0.1)		3.50
		Sectional time (s)	13.70	15.89	15.07	14.54	15.20	15.71	15.60	15.45	14.71	14.65		
		Cumulative time (s)	150.52	136.82	120.93	105.86	91.32	76.12	60.41	44.81	29.36	14.65	2:30.52	
		Speed (m/s)	13.14	12.59	13.27	13.76	13.16	12.73	12.82	12.94	13.60	13.65	13.15	
		Stride length (m)	6.17	5.97	6.15	6.43	6.14	5.91	5.99	5.83	6.03	6.09	6.07	
		Stride duration (s)	0.466	0.474	0.464	0.467	0.467	0.464	0.467	0.450	0.443	0.446	0.461	
		Stride efficiency (%)	59.49	55.70	59.19	64.55	58.91	54.60	56.10	53.05	56.79	57.98	57.50	
		Stride count	29.17	33.50	32.50	31.12	32.57	33.83	33.38	34.33	33.18	32.83	326.41	

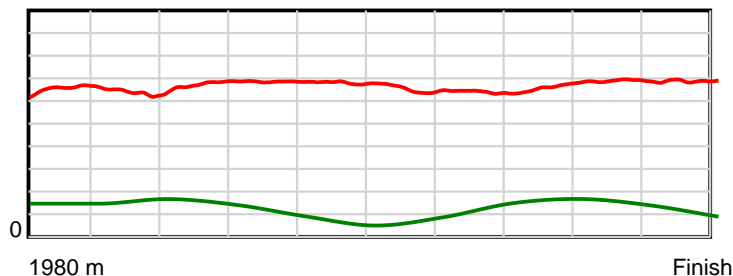
10 m Stride length



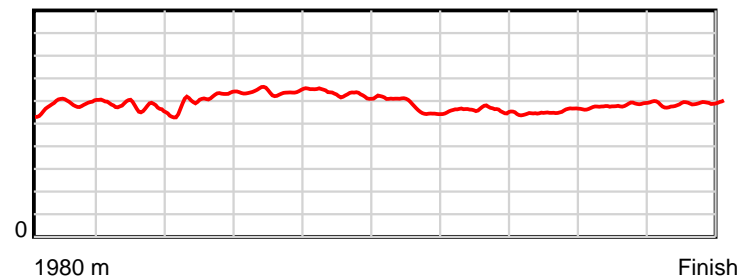
0.6 s Stride duration



20 m/sec Speed



100 % Stride efficiency



Note: Horizontal distance axis grid lines are 200m furlongs.

## Disclaimer.

HRNZ and NZMTC and Thoroughbred Ratings Pty Ltd accepts no responsibility for the completeness or accuracy of any of the information contained herein, and makes no representations about its suitability for any particular purpose. Users should make their own judgements about those matters and/or seek independent advice. You assume all risks associated with use of the data provided on this page.

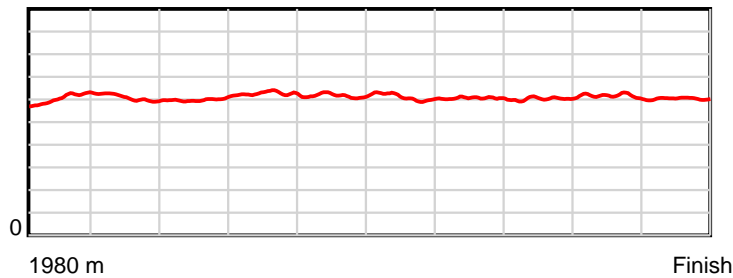


# Race Results

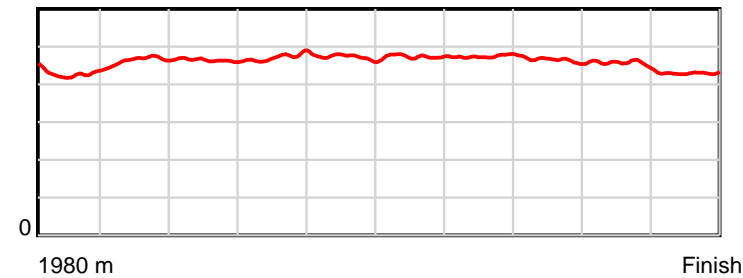
September 17, 2021, Race 8, MCMILLAN EQUINE FEEDS MOBILE TROT, Distance 1980m, Addington - Survey 1980m

Result	TAB no.	Horse (Barrier)	1980 to	1800m to	1600m to	1400m to	1200m to	1000m to	800m to	600m to	400m to	200m to	Total or	Margin
8th	5	Prince Envy (5)	1800m	1600m	1400m	1200m	1000m	800m	600m	400m	200m	WP	Average	
		Position in running (margin)	-	1(0.0)	1(0.0)	2(1.4)	3(1.8)	4(3.6)	3(0.8)	3(1.7)	4(1.3)	6(2.2)		3.70
		Sectional time (s)	12.88	15.50	15.49	15.08	15.34	15.65	15.84	15.73	14.84	14.21		
		Cumulative time (s)	150.56	137.68	122.18	106.69	91.61	76.27	60.62	44.78	29.05	14.21	2:30.56	
		Speed (m/s)	13.98	12.90	12.91	13.26	13.04	12.78	12.63	12.71	13.48	14.07	13.15	
		Stride length (m)	6.09	5.99	5.99	6.27	6.15	6.06	5.98	5.90	6.14	6.05	6.06	
		Stride duration (s)	0.427	0.464	0.464	0.472	0.472	0.474	0.474	0.464	0.456	0.430	0.461	
		Stride efficiency (%)	57.91	55.99	56.08	61.39	59.18	57.45	55.88	54.47	58.96	57.12	57.39	
		Stride count	29.57	33.41	33.39	31.91	32.50	32.99	33.45	33.87	32.56	33.08	326.73	

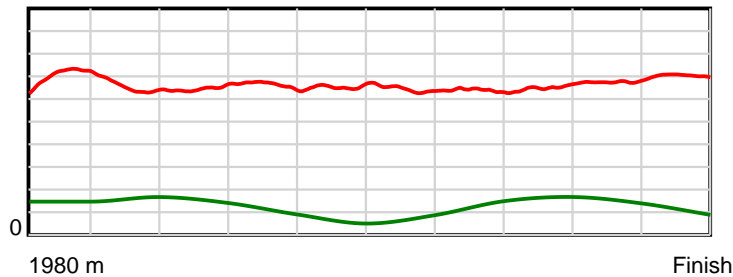
10 m Stride length



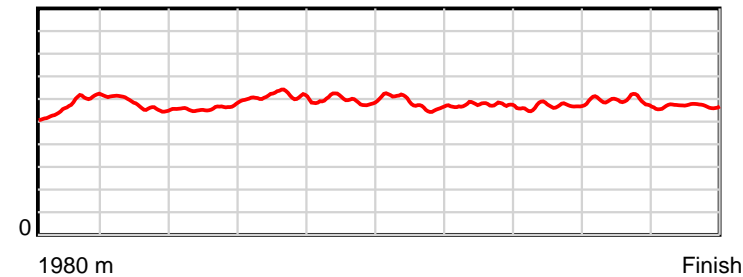
0.6 s Stride duration



20 m/sec Speed



100 % Stride efficiency



Note: Horizontal distance axis grid lines are 200m furlongs.

## Disclaimer.

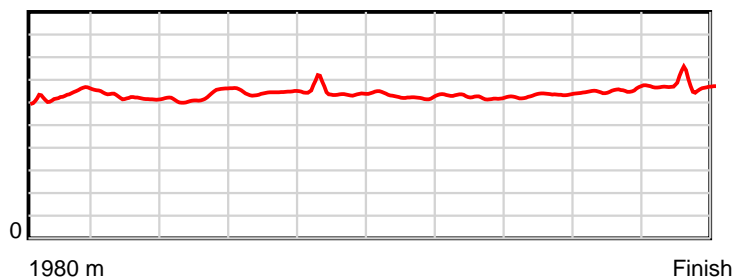
HRNZ and NZMTC and Thoroughbred Ratings Pty Ltd accepts no responsibility for the completeness or accuracy of any of the information contained herein, and makes no representations about its suitability for any particular purpose. Users should make their own judgements about those matters and/or seek independent advice. You assume all risks associated with use of the data provided on this page.

# Race Results

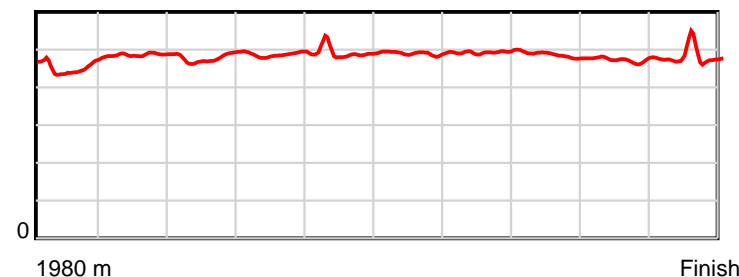
September 17, 2021, Race 8, MCMILLAN EQUINE FEEDS MOBILE TROT, Distance 1980m, Addington - Survey 1980m

Result	TAB no.	Horse (Barrier)	1980 to	1800m to	1600m to	1400m to	1200m to	1000m to	800m to	600m to	400m to	200m to	Total or	Margin
9th	7	Rachmaninov (7)	1800m	1600m	1400m	1200m	1000m	800m	600m	400m	200m	WP	Average	
		Position in running (margin)	-	2(0.2)	4(3.7)	3(2.7)	4(3.2)	6(5.2)	8(4.5)	8(4.7)	9(4.3)	10(3.9)		4.50
		Sectional time (s)	12.83	16.08	15.09	15.08	15.40	15.98	15.73	15.72	14.63	14.17		
		Cumulative time (s)	150.71	137.88	121.80	106.71	91.63	76.23	60.25	44.52	28.80	14.17	2:30.71	
		Speed (m/s)	14.03	12.44	13.25	13.26	12.99	12.52	12.71	12.72	13.67	14.11	13.14	
		Stride length (m)	6.31	6.05	6.33	6.46	6.35	6.14	6.27	6.17	6.47	6.77	6.33	
		Stride duration (s)	0.450	0.486	0.478	0.487	0.489	0.491	0.493	0.485	0.474	0.479	0.482	
		Stride efficiency (%)	62.28	57.22	62.66	65.18	63.07	58.95	61.39	59.43	65.48	71.54	62.55	
		Stride count	28.51	33.05	31.58	30.97	31.48	32.56	31.91	32.43	30.90	29.56	312.95	

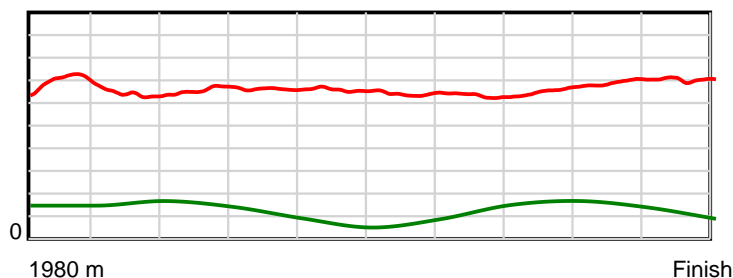
10 m Stride length



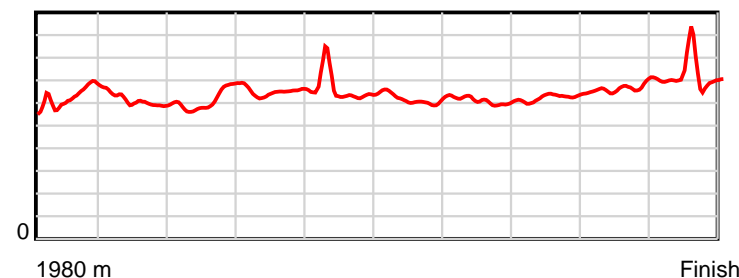
0.6 s Stride duration



20 m/sec Speed



100 % Stride efficiency



Note: Horizontal distance axis grid lines are 200m furlongs.

## Disclaimer.

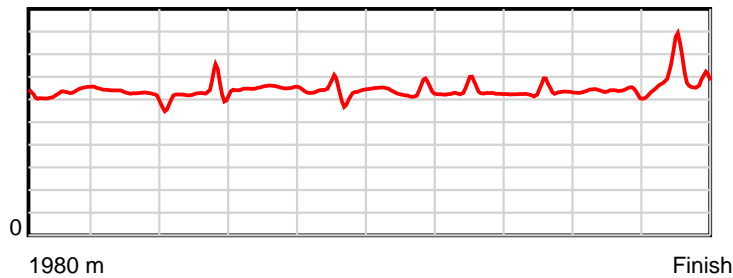
HRNZ and NZMTC and Thoroughbred Ratings Pty Ltd accepts no responsibility for the completeness or accuracy of any of the information contained herein, and makes no representations about its suitability for any particular purpose. Users should make their own judgements about those matters and/or seek independent advice. You assume all risks associated with use of the data provided on this page.

# Race Results

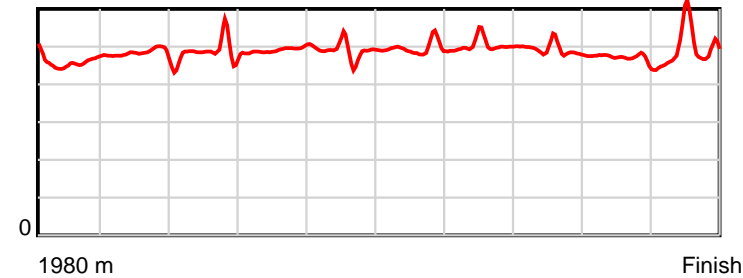
September 17, 2021, Race 8, MCMILLAN EQUINE FEEDS MOBILE TROT, Distance 1980m, Addington - Survey 1980m

Result	TAB no.	Horse (Barrier)	1980 to	1800m to	1600m to	1400m to	1200m to	1000m to	800m to	600m to	400m to	200m to	Total or	Margin
10th	10	Idle Stuartia (10)	1800m	1600m	1400m	1200m	1000m	800m	600m	400m	200m	WP	Average	
		Position in running (margin)	-	8(4.1)	5(4.1)	7(4.6)	9(5.6)	10(8.2)	9(5.3)	10(6.0)	10(4.9)	12(4.8)		5.40
		Sectional time (s)	13.54	15.50	15.34	15.15	15.49	15.62	15.82	15.61	14.67	14.14		
		Cumulative time (s)	150.88	137.34	121.84	106.50	91.35	75.86	60.24	44.42	28.81	14.14	2:30.88	
		Speed (m/s)	13.30	12.90	13.04	13.20	12.91	12.80	12.64	12.81	13.63	14.14	13.12	
		Stride length (m)	6.30	6.19	6.22	6.49	6.28	6.34	6.32	6.26	6.38	6.90	6.36	
		Stride duration (s)	0.457	0.479	0.477	0.492	0.487	0.495	0.500	0.489	0.468	0.488	0.485	
		Stride efficiency (%)	61.98	59.79	60.42	65.80	61.64	62.72	62.42	61.29	63.62	74.50	63.26	
		Stride count	28.58	32.33	32.16	30.82	31.84	31.57	31.64	31.94	31.35	28.97	311.20	

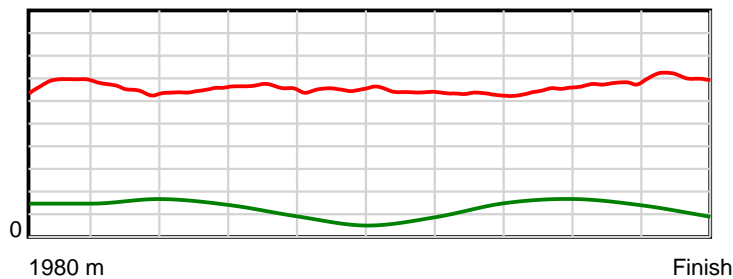
10 m Stride length



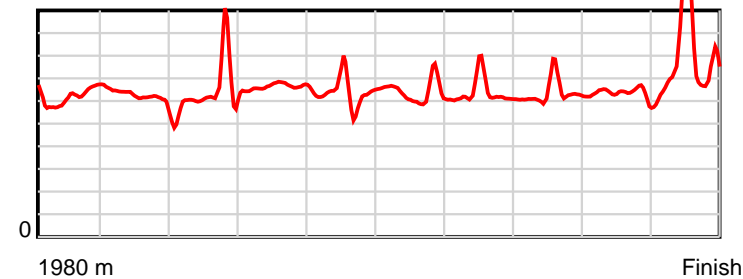
0.6 s Stride duration



20 m/sec Speed



100 % Stride efficiency



Note: Horizontal distance axis grid lines are 200m furlongs.

## Disclaimer.

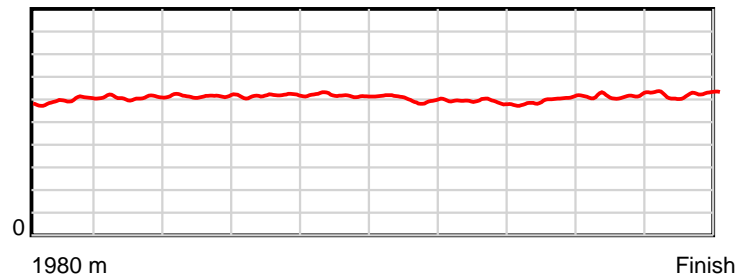
HRNZ and NZMTC and Thoroughbred Ratings Pty Ltd accepts no responsibility for the completeness or accuracy of any of the information contained herein, and makes no representations about its suitability for any particular purpose. Users should make their own judgements about those matters and/or seek independent advice. You assume all risks associated with use of the data provided on this page.

# Race Results

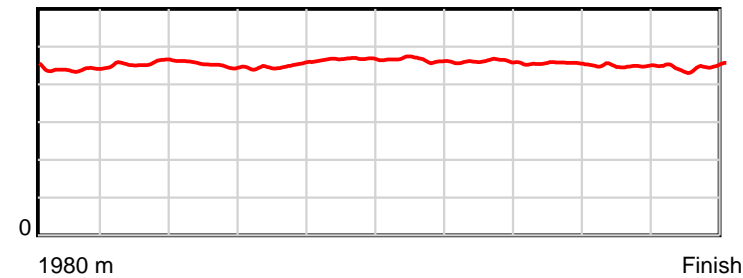
September 17, 2021, Race 8, MCMILLAN EQUINE FEEDS MOBILE TROT, Distance 1980m, Addington - Survey 1980m

Result	TAB no.	Horse (Barrier)	1980 to	1800m to	1600m to	1400m to	1200m to	1000m to	800m to	600m to	400m to	200m to	Total or	Margin
11th	9	<b>Bright Glow (9)</b>	<b>1800m</b>	<b>1600m</b>	<b>1400m</b>	<b>1200m</b>	<b>1000m</b>	<b>800m</b>	<b>600m</b>	<b>400m</b>	<b>200m</b>	<b>WP</b>	<b>Average</b>	
		Position in running (margin)	-	6(3.2)	7(4.7)	5(3.3)	2(1.0)	3(3.3)	4(2.6)	5(2.9)	6(2.2)	5(2.1)		5.40
		Sectional time (s)	13.41	15.76	15.02	14.62	15.43	15.99	15.74	15.68	14.68	14.55		
		Cumulative time (s)	150.88	137.47	121.71	106.69	92.07	76.64	60.65	44.91	29.23	14.55	2:30.88	
		Speed (m/s)	13.43	12.69	13.32	13.68	12.96	12.51	12.71	12.76	13.62	13.75	13.12	
		Stride length (m)	5.95	5.78	6.02	6.14	6.05	5.81	5.85	5.81	6.11	6.13	5.96	
		Stride duration (s)	0.438	0.456	0.452	0.448	0.467	0.465	0.461	0.455	0.448	0.446	0.454	
		Stride efficiency (%)	55.36	52.28	56.71	58.82	57.25	52.72	53.53	52.72	58.33	58.68	55.56	
		Stride count	30.24	34.58	33.20	32.60	33.04	34.43	34.17	34.43	32.73	32.64	332.06	

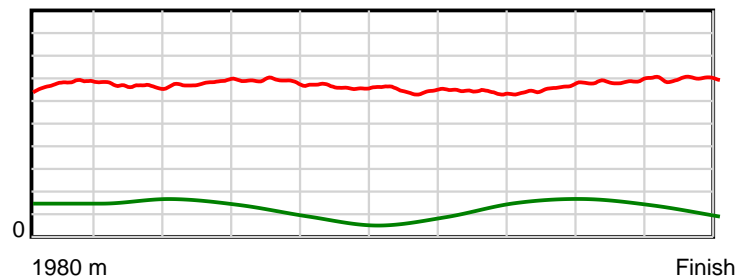
10 m Stride length



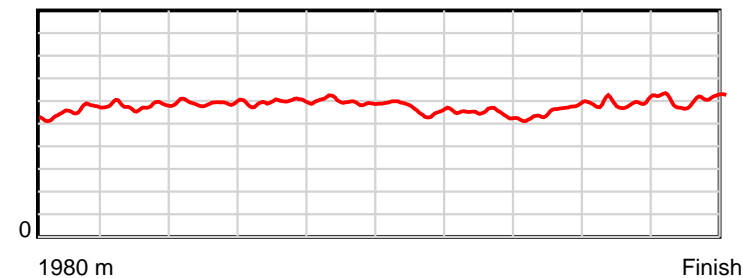
0.6 s Stride duration



20 m/sec Speed



100 % Stride efficiency



Note: Horizontal distance axis grid lines are 200m furlongs.

### Disclaimer.

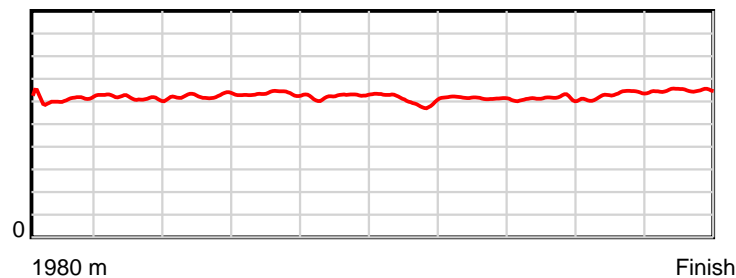
HRNZ and NZMTC and Thoroughbred Ratings Pty Ltd accepts no responsibility for the completeness or accuracy of any of the information contained herein, and makes no representations about its suitability for any particular purpose. Users should make their own judgements about those matters and/or seek independent advice. You assume all risks associated with use of the data provided on this page.

# Race Results

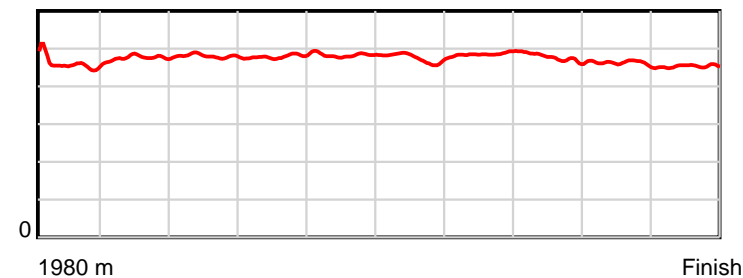
September 17, 2021, Race 8, MCMILLAN EQUINE FEEDS MOBILE TROT, Distance 1980m, Addington - Survey 1980m

Result	TAB no.	Horse (Barrier)	1980 to	1800m to	1600m to	1400m to	1200m to	1000m to	800m to	600m to	400m to	200m to	Total or	Margin
12th	11	<b>Shifty (11)</b>	<b>1800m</b>	<b>1600m</b>	<b>1400m</b>	<b>1200m</b>	<b>1000m</b>	<b>800m</b>	<b>600m</b>	<b>400m</b>	<b>200m</b>	<b>WP</b>	<b>Average</b>	
		Position in running (margin)	-	11(6.0)	10(7.2)	10(6.8)	12(7.7)	13(10.0)	12(7.9)	13(8.7)	13(7.3)	14(6.4)		5.90
		Sectional time (s)	13.79	15.70	15.19	15.14	15.44	15.76	15.82	15.57	14.54	14.01		
		Cumulative time (s)	150.96	137.17	121.47	106.28	91.14	75.70	59.94	44.12	28.55	14.01	2:30.96	
		Speed (m/s)	13.06	12.74	13.17	13.21	12.95	12.69	12.64	12.85	13.76	14.28	13.12	
		Stride length (m)	6.11	6.06	6.32	6.33	6.25	6.02	6.14	6.11	6.35	6.48	6.22	
		Stride duration (s)	0.455	0.476	0.480	0.479	0.483	0.474	0.486	0.476	0.462	0.454	0.474	
		Stride efficiency (%)	58.41	57.35	62.50	62.64	61.11	56.65	59.01	58.39	63.06	65.58	60.40	
		Stride count	29.44	33.01	31.62	31.59	31.98	33.22	32.55	32.72	31.48	30.87	318.48	

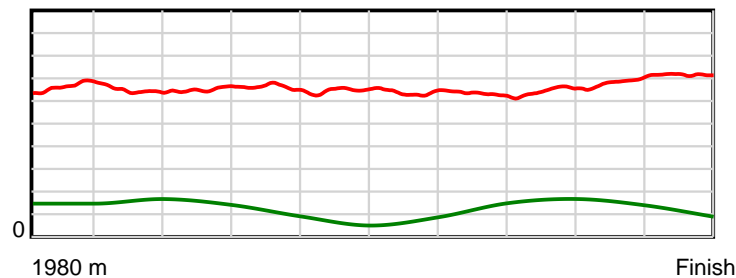
10 m Stride length



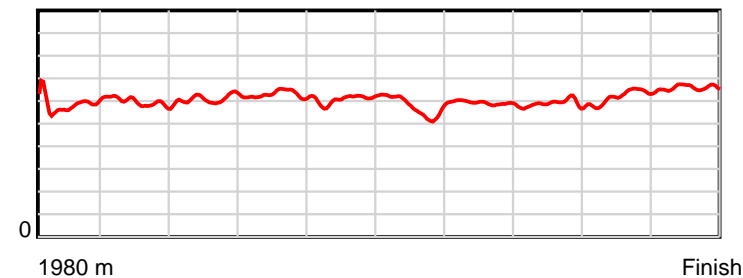
0.6 s Stride duration



20 m/sec Speed



100 % Stride efficiency



Note: Horizontal distance axis grid lines are 200m furlongs.

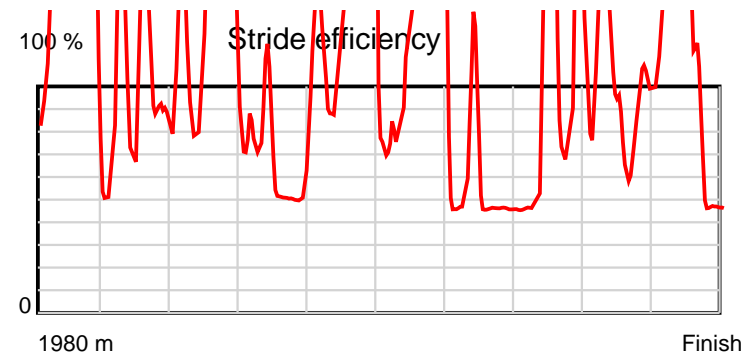
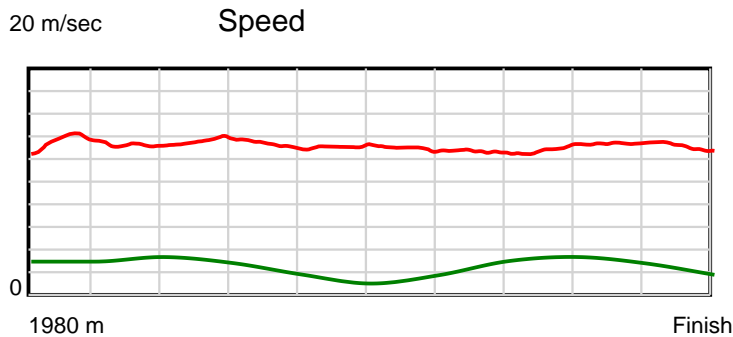
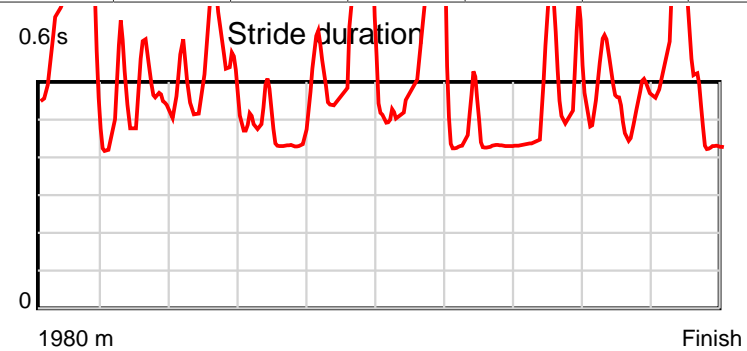
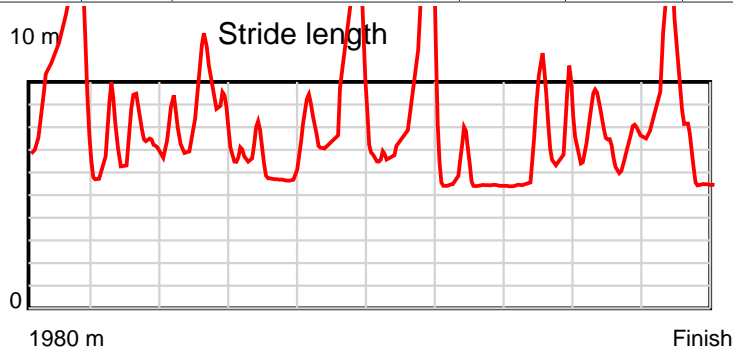
## Disclaimer.

HRNZ and NZMTC and Thoroughbred Ratings Pty Ltd accepts no responsibility for the completeness or accuracy of any of the information contained herein, and makes no representations about its suitability for any particular purpose. Users should make their own judgements about those matters and/or seek independent advice. You assume all risks associated with use of the data provided on this page.

# Race Results

September 17, 2021, Race 8, MCMILLAN EQUINE FEEDS MOBILE TROT, Distance 1980m, Addington - Survey 1980m

Result	TAB no.	Horse (Barrier)	1980 to	1800m to	1600m to	1400m to	1200m to	1000m to	800m to	600m to	400m to	200m to	Total or	Margin
13th	8	<b>That's The Sto... (8)</b>	<b>1800m</b>	<b>1600m</b>	<b>1400m</b>	<b>1200m</b>	<b>1000m</b>	<b>800m</b>	<b>600m</b>	<b>400m</b>	<b>200m</b>	<b>WP</b>	<b>Average</b>	
		Position in running (margin)	-	3(0.7)	3(2.9)	1(0.0)	1(0.0)	1(0.0)	1(0.0)	1(0.0)	3(0.9)	1(0.0)		6.80
		Sectional time (s)	12.87	15.88	14.77	14.99	15.06	16.10	15.70	15.94	14.54	15.27		
		Cumulative time (s)	151.12	138.25	122.37	107.60	92.61	77.55	61.45	45.75	29.81	15.27	2:31.12	
		Speed (m/s)	13.99	12.59	13.54	13.34	13.28	12.42	12.74	12.55	13.76	13.10	13.10	
		Stride length (m)	10.00	6.52	7.75	6.43	6.53	7.37	5.56	6.37	7.31	7.26	6.93	
		Stride duration (s)	0.716	0.517	0.573	0.482	0.491	0.594	0.437	0.508	0.532	0.554	0.529	
		Stride efficiency (%)	156.25	66.35	93.87	64.71	66.57	84.97	48.37	63.46	83.59	82.37	75.12	
		Stride count	18.00	30.69	25.81	31.08	30.64	27.12	35.95	31.38	27.35	27.55	285.57	



Note: Horizontal distance axis grid lines are 200m furlongs.

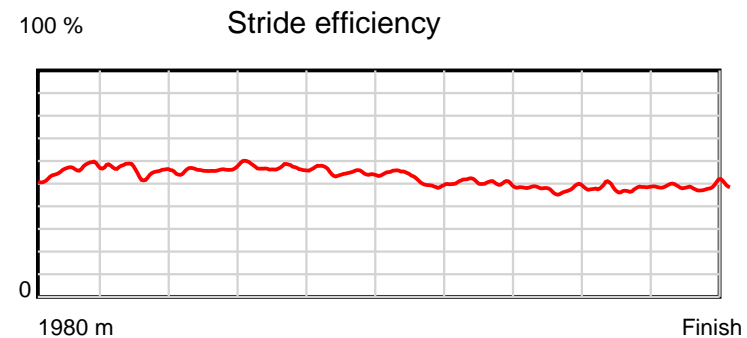
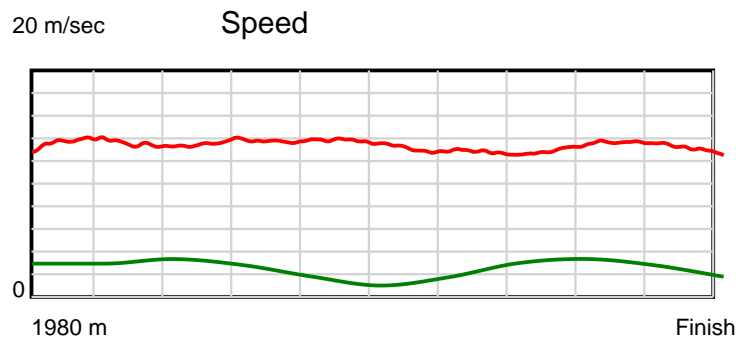
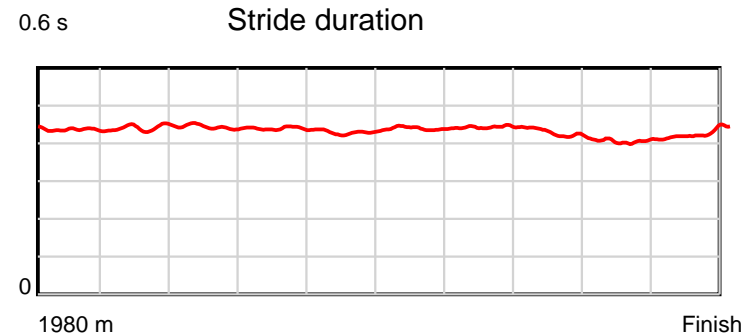
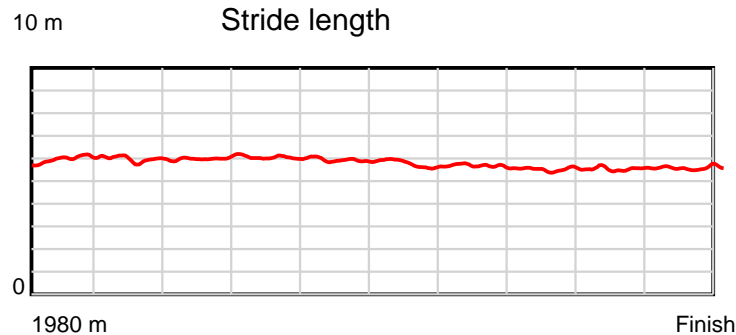
## Disclaimer.

HRNZ and NZMTC and Thoroughbred Ratings Pty Ltd accepts no responsibility for the completeness or accuracy of any of the information contained herein, and makes no representations about its suitability for any particular purpose. Users should make their own judgements about those matters and/or seek independent advice. You assume all risks associated with use of the data provided on this page.

# Race Results

September 17, 2021, Race 8, MCMILLAN EQUINE FEEDS MOBILE TROT, Distance 1980m, Addington - Survey 1980m

Result	TAB no.	Horse (Barrier)	1980 to	1800m to	1600m to	1400m to	1200m to	1000m to	800m to	600m to	400m to	200m to	Total or	Margin
14th	14	<b>Faith No More (0)</b>	<b>1800m</b>	<b>1600m</b>	<b>1400m</b>	<b>1200m</b>	<b>1000m</b>	<b>800m</b>	<b>600m</b>	<b>400m</b>	<b>200m</b>	<b>WP</b>	<b>Average</b>	
		Position in running (margin)	-	9(4.9)	8(6.3)	8(6.6)	6(3.9)	2(2.6)	2(0.1)	2(0.1)	2(0.8)	3(0.3)		8.10
		Sectional time (s)	13.59	15.73	15.31	14.55	14.83	15.68	15.71	15.91	14.60	15.46		
		Cumulative time (s)	151.37	137.78	122.05	106.74	92.19	77.36	61.68	45.97	30.06	15.46	2:31.37	
		Speed (m/s)	13.25	12.71	13.06	13.75	13.49	12.76	12.73	12.57	13.70	12.94	13.08	
		Stride length (m)	6.04	5.62	5.79	6.03	5.79	5.61	5.64	5.34	5.57	5.55	5.69	
		Stride duration (s)	0.436	0.442	0.443	0.439	0.429	0.440	0.443	0.425	0.407	0.429	0.435	
		Stride efficiency (%)	56.97	49.29	52.41	56.84	52.43	49.13	49.72	44.49	48.43	48.10	50.52	
		Stride count	29.81	35.61	34.54	33.16	34.53	35.67	35.46	37.48	35.93	36.05	348.24	



Note: Horizontal distance axis grid lines are 200m furlongs.

#### Disclaimer.

HRNZ and NZMTC and Thoroughbred Ratings Pty Ltd accepts no responsibility for the completeness or accuracy of any of the information contained herein, and makes no representations about its suitability for any particular purpose. Users should make their own judgements about those matters and/or seek independent advice. You assume all risks associated with use of the data provided on this page.