



## Race Results

NZ Metropolitan Trotting Club Inc, HRNZ, September 17, 2021

Compilation date: September 17, 2021, 9:16:57 PM (NZST)

Copyright © 2021 HRNZ and NZMTC. All rights reserved.

### Trademarks.

StrideMASTER is a registered trademark of Thoroughbred Ratings Pty Ltd.

### Disclaimer.

HRNZ and NZMTC and Thoroughbred Ratings Pty Ltd accepts no responsibility for the completeness or accuracy of any of the information contained herein, and makes no representations about its suitability for any particular purpose. Users should make their own judgements about those matters and/or seek independent advice. You assume all risks associated with use of the data provided on this page.



# Race Results



September 17, 2021, Race 9, , Distance 2600m, Addington - Survey 3200m

Result	TAB no.	Horse (Barrier)	2600 to	2400m to
1st	1	Kiwi X Factor (1)	2400m	2200m
		Position in running (margin)	-	2(2.4)
		Sectional time (s)	16.63	14.54
		Cumulative time (s)	196.02	179.39
		Speed (m/s)	12.03	13.76
		Stride length (m)	5.55	6.35
		Stride duration (s)	0.455	0.461
		Stride efficiency (%)	48.18	62.93
		Stride count	36.02	31.52

## Disclaimer.

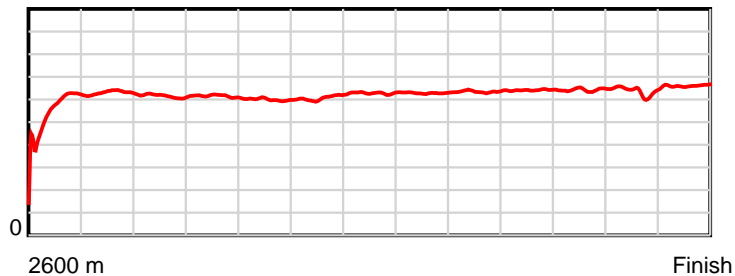
HRNZ and NZMTC and Thoroughbred Ratings Pty Ltd accepts no responsibility for the completeness or accuracy of any of the information contained herein, and makes no representations about its suitability for any particular purpose. Users should make their own judgements about those matters and/or seek independent advice. You assume all risks associated with use of the data provided on this page.

# Race Results

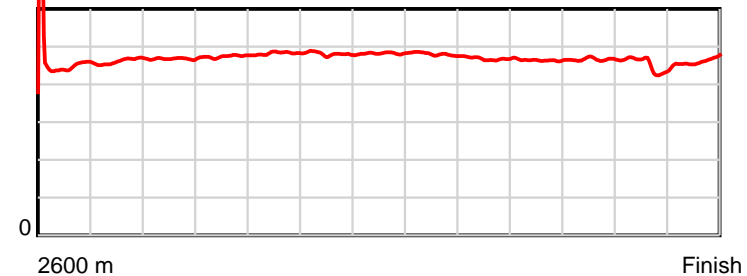
September 17, 2021, Race 9, , Distance 2600m, Addington - Survey 3200m

Result	TAB no.	Horse (Barrier)	2200m to	2000m to	1800m to	1600m to	1400m to	1200m to	1000m to	800m to	600m to	400m to	200m to	Total or	Margin
1st	1	Kiwi X Factor (1)	2000m	1800m	1600m	1400m	1200m	1000m	800m	600m	400m	200m	WP	Average	
		Position in running (margin)	2(1.3)	2(1.7)	2(2.3)	2(2.4)	2(2.7)	2(2.5)	2(2.2)	2(1.9)	2(1.7)	2(2.2)	1(0.0)		0.00
		Sectional time (s)	15.21	15.28	16.01	15.78	15.24	15.31	14.75	14.44	14.54	14.22	14.07		
		Cumulative time (s)	164.85	149.64	134.36	118.35	102.57	87.33	72.02	57.27	42.83	28.29	14.07	3:16.02	
		Speed (m/s)	13.15	13.09	12.49	12.67	13.12	13.06	13.56	13.85	13.76	14.06	14.21	13.26	
		Stride length (m)	6.15	6.20	6.03	6.09	6.33	6.27	6.35	6.42	6.41	6.36	6.58	6.23	
		Stride duration (s)	0.468	0.474	0.482	0.481	0.482	0.480	0.468	0.464	0.466	0.452	0.463	0.469	
		Stride efficiency (%)	59.06	60.15	56.73	58.04	62.60	61.40	62.98	64.45	64.16	63.20	67.73	60.60	
		Stride count	32.53	32.24	33.19	32.82	31.60	31.91	31.50	31.14	31.21	31.45	30.38	417.51	

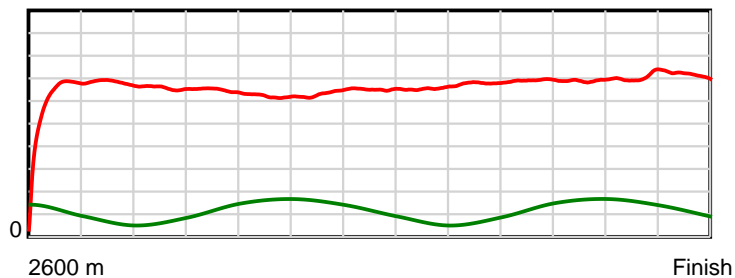
10 m Stride length



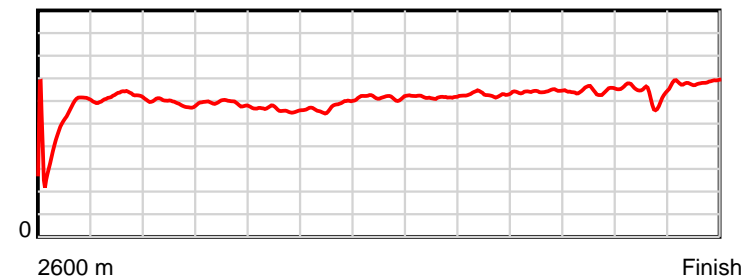
0.5 s Stride duration



20 m/sec Speed



100 % Stride efficiency



Note: Horizontal distance axis grid lines are 200m furlongs.

## Disclaimer.

HRNZ and NZMTC and Thoroughbred Ratings Pty Ltd accepts no responsibility for the completeness or accuracy of any of the information contained herein, and makes no representations about its suitability for any particular purpose. Users should make their own judgements about those matters and/or seek independent advice. You assume all risks associated with use of the data provided on this page.



# Race Results



September 17, 2021, Race 9, , Distance 2600m, Addington - Survey 3200m

Result	TAB no.	Horse (Barrier)	2600 to	2400m to
2nd	8	<b>Brother John (8)</b>	<b>2400m</b>	<b>2200m</b>
		Position in running (margin)	-	1(0.0)
		Sectional time (s)	16.20	14.72
		Cumulative time (s)	196.59	180.39
		Speed (m/s)	12.35	13.59
		Stride length (m)	5.37	5.95
		Stride duration (s)	0.436	0.438
		Stride efficiency (%)	45.12	55.34
		Stride count	37.22	33.61

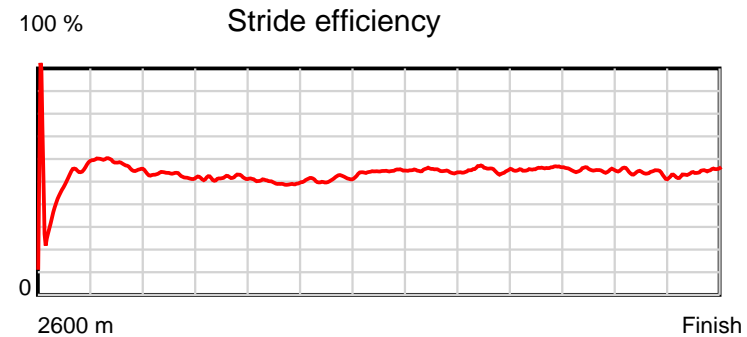
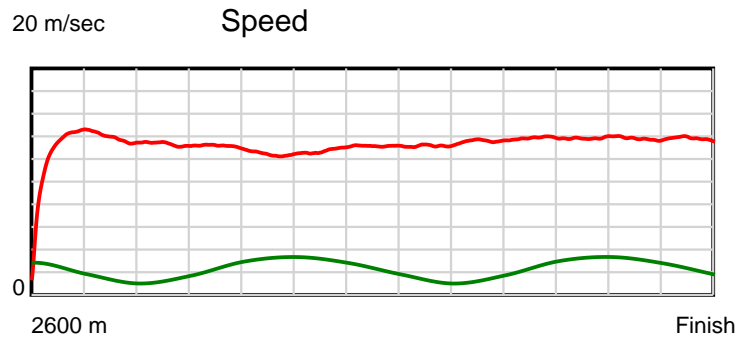
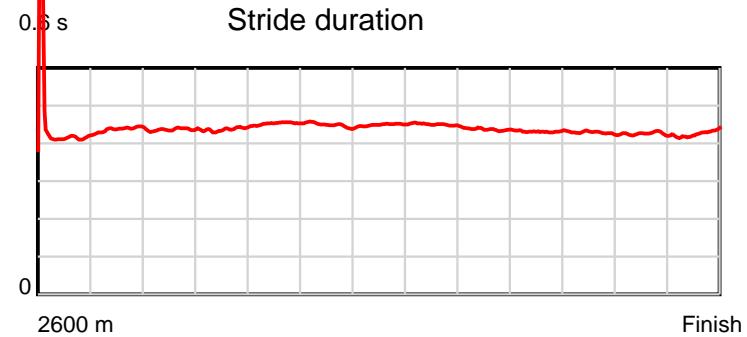
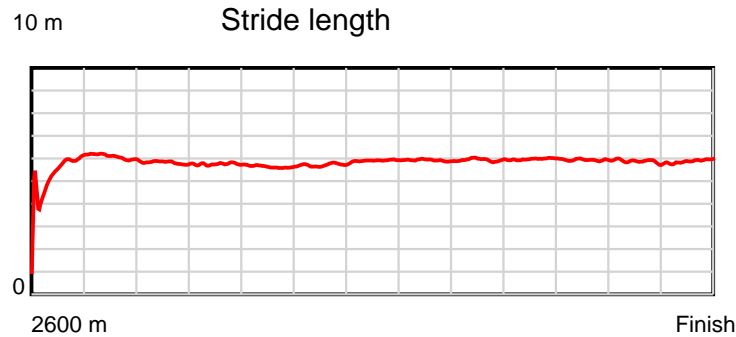
#### Disclaimer.

HRNZ and NZMTC and Thoroughbred Ratings Pty Ltd accepts no responsibility for the completeness or accuracy of any of the information contained herein, and makes no representations about its suitability for any particular purpose. Users should make their own judgements about those matters and/or seek independent advice. You assume all risks associated with use of the data provided on this page.

# Race Results

September 17, 2021, Race 9, , Distance 2600m, Addington - Survey 3200m

Result	TAB no.	Horse (Barrier)	2200m to	2000m to	1800m to	1600m to	1400m to	1200m to	1000m to	800m to	600m to	400m to	200m to	Total or	Margin
2nd	8	<b>Brother John (8)</b>	<b>2000m</b>	<b>1800m</b>	<b>1600m</b>	<b>1400m</b>	<b>1200m</b>	<b>1000m</b>	<b>800m</b>	<b>600m</b>	<b>400m</b>	<b>200m</b>	<b>WP</b>	<b>Average</b>	
		Position in running (margin)	1(0.0)	1(0.0)	1(0.0)	1(0.0)	1(0.0)	1(0.0)	1(0.0)	1(0.0)	1(0.0)	1(0.0)	2(0.1)		3.10
		Sectional time (s)	15.14	15.18	16.00	15.72	15.29	15.36	14.79	14.47	14.47	14.60	14.65		
		Cumulative time (s)	165.67	150.53	135.35	119.35	103.63	88.34	72.98	58.19	43.72	29.25	14.65	3:16.59	
		Speed (m/s)	13.21	13.18	12.50	12.72	13.08	13.02	13.52	13.82	13.82	13.70	13.65	13.23	
		Stride length (m)	5.77	5.76	5.66	5.71	5.88	5.85	5.90	5.96	5.92	5.83	5.83	5.79	
		Stride duration (s)	0.437	0.437	0.453	0.449	0.450	0.450	0.437	0.431	0.428	0.425	0.427	0.438	
		Stride efficiency (%)	51.96	51.78	50.03	50.95	54.08	53.52	54.47	55.52	54.71	53.10	53.05	52.48	
		Stride count	34.68	34.75	35.35	35.03	34.00	34.17	33.87	33.55	33.80	34.31	34.33	448.67	



Note: Horizontal distance axis grid lines are 200m furlongs.

#### Disclaimer.

HRNZ and NZMTC and Thoroughbred Ratings Pty Ltd accepts no responsibility for the completeness or accuracy of any of the information contained herein, and makes no representations about its suitability for any particular purpose. Users should make their own judgements about those matters and/or seek independent advice. You assume all risks associated with use of the data provided on this page.



# Race Results



September 17, 2021, Race 9, , Distance 2600m, Addington - Survey 3200m

Result	TAB no.	Horse (Barrier)	2600 to	2400m to
3rd	11	<b>The Conqueror (10)</b>	<b>2400m</b>	<b>2200m</b>
		Position in running (margin)	-	4(3.5)
		Sectional time (s)	16.88	14.74
		Cumulative time (s)	197.03	180.15
		Speed (m/s)	11.85	13.57
		Stride length (m)	6.15	6.67
		Stride duration (s)	0.485	0.492
		Stride efficiency (%)	59.12	69.55
		Stride count	32.51	29.98

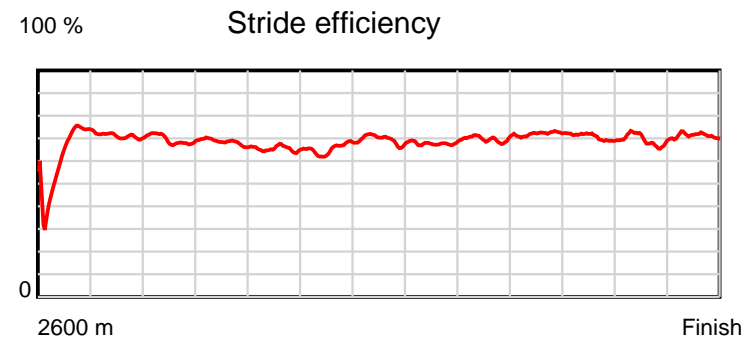
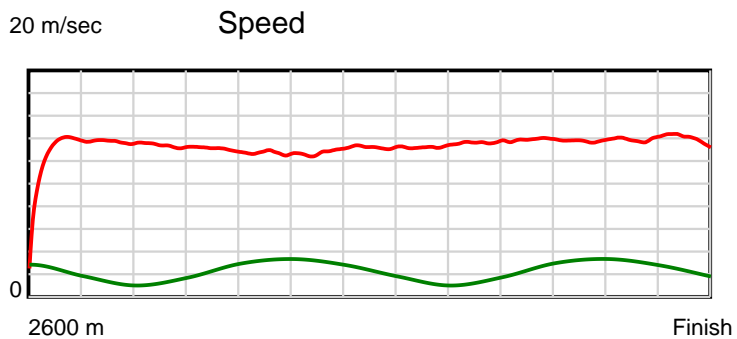
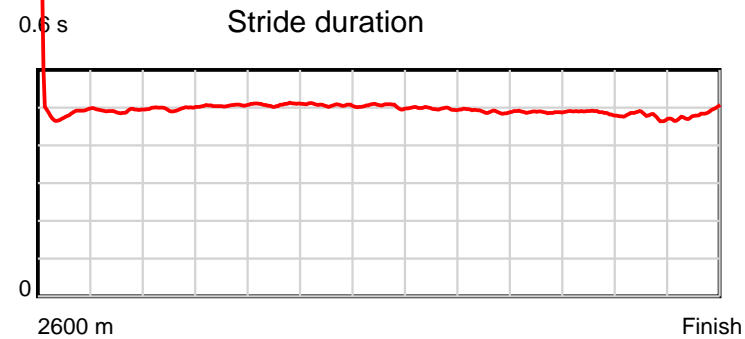
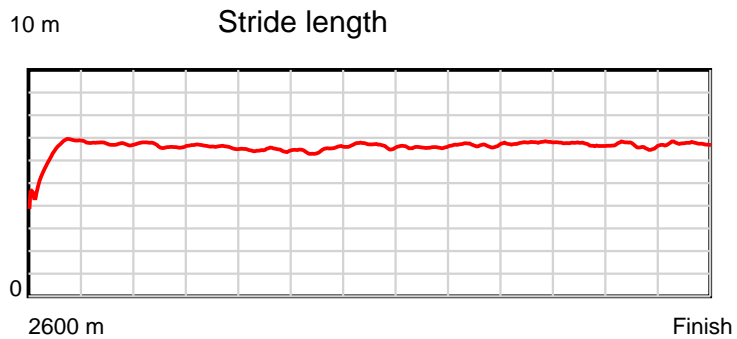
#### Disclaimer.

HRNZ and NZMTC and Thoroughbred Ratings Pty Ltd accepts no responsibility for the completeness or accuracy of any of the information contained herein, and makes no representations about its suitability for any particular purpose. Users should make their own judgements about those matters and/or seek independent advice. You assume all risks associated with use of the data provided on this page.

# Race Results

September 17, 2021, Race 9, , Distance 2600m, Addington - Survey 3200m

Result	TAB no.	Horse (Barrier)	2200m to	2000m to	1800m to	1600m to	1400m to	1200m to	1000m to	800m to	600m to	400m to	200m to	Total or	Margin
3rd	11	<b>The Conqueror (10)</b>	<b>2000m</b>	<b>1800m</b>	<b>1600m</b>	<b>1400m</b>	<b>1200m</b>	<b>1000m</b>	<b>800m</b>	<b>600m</b>	<b>400m</b>	<b>200m</b>	<b>WP</b>	<b>Average</b>	
		Position in running (margin)	3(3.6)	3(4.6)	3(5.9)	3(5.1)	3(4.1)	3(3.8)	4(3.4)	5(4.6)	5(4.2)	4(4.8)	3(3.2)		5.60
		Sectional time (s)	15.30	15.40	15.88	15.55	15.24	15.29	14.99	14.40	14.55	14.31	14.50		
		Cumulative time (s)	165.41	150.11	134.71	118.83	103.28	88.04	72.75	57.76	43.36	28.81	14.50	3:17.03	
		Speed (m/s)	13.07	12.99	12.59	12.86	13.12	13.08	13.34	13.89	13.75	13.98	13.79	13.20	
		Stride length (m)	6.51	6.57	6.40	6.52	6.61	6.51	6.53	6.78	6.69	6.67	6.70	6.56	
		Stride duration (s)	0.498	0.506	0.508	0.507	0.504	0.498	0.489	0.488	0.487	0.477	0.485	0.497	
		Stride efficiency (%)	66.14	67.35	64.07	66.37	68.37	66.16	66.58	71.89	69.87	69.44	70.09	67.20	
		Stride count	30.74	30.46	31.23	30.69	30.24	30.74	30.64	29.49	29.91	30.00	29.86	396.49	



Note: Horizontal distance axis grid lines are 200m furlongs.

#### Disclaimer.

HRNZ and NZMTC and Thoroughbred Ratings Pty Ltd accepts no responsibility for the completeness or accuracy of any of the information contained herein, and makes no representations about its suitability for any particular purpose. Users should make their own judgements about those matters and/or seek independent advice. You assume all risks associated with use of the data provided on this page.



# Race Results



September 17, 2021, Race 9, , Distance 2600m, Addington - Survey 3200m

Result	TAB no.	Horse (Barrier)	2600 to	2400m to
4th	9	<b>Gliding Away (9)</b>	<b>2400m</b>	<b>2200m</b>
		Position in running (margin)	-	10(12.0)
		Sectional time (s)	18.27	15.25
		Cumulative time (s)	197.44	179.17
		Speed (m/s)	10.95	13.11
		Stride length (m)	5.54	6.26
		Stride duration (s)	0.480	0.477
		Stride efficiency (%)	47.92	61.30
		Stride count	36.12	31.93

#### Disclaimer.

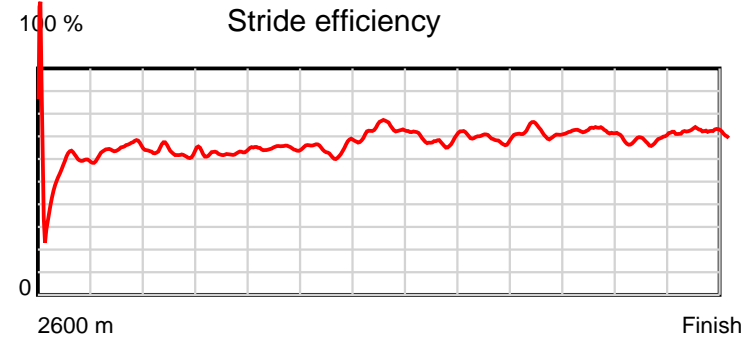
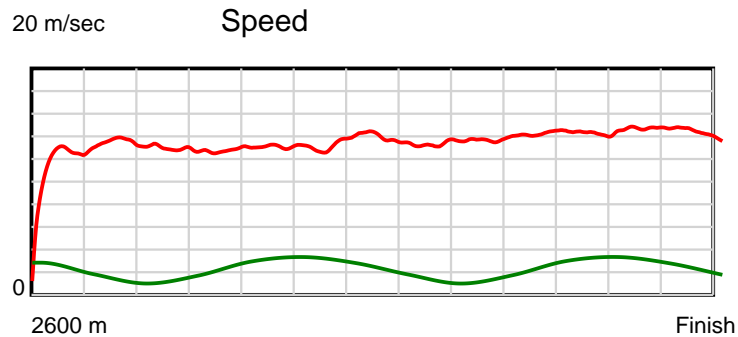
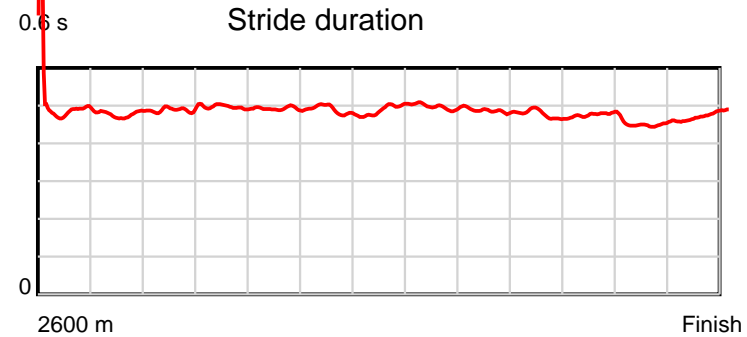
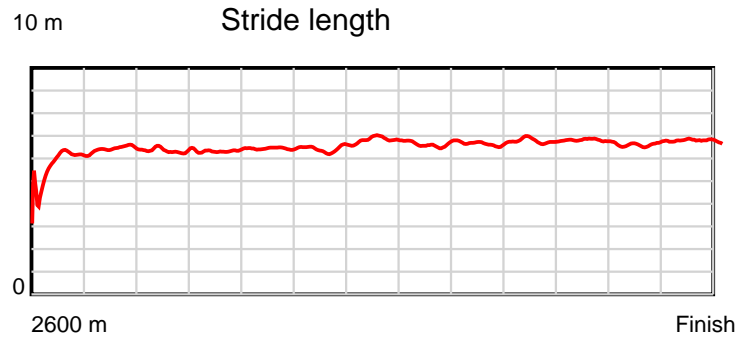
HRNZ and NZMTC and Thoroughbred Ratings Pty Ltd accepts no responsibility for the completeness or accuracy of any of the information contained herein, and makes no representations about its suitability for any particular purpose. Users should make their own judgements about those matters and/or seek independent advice. You assume all risks associated with use of the data provided on this page.



# Race Results

September 17, 2021, Race 9, , Distance 2600m, Addington - Survey 3200m

Result	TAB no.	Horse (Barrier)	2200m to	2000m to	1800m to	1600m to	1400m to	1200m to	1000m to	800m to	600m to	400m to	200m to	Total or	Margin
4th	9	<b>Gliding Away (9)</b>	<b>2000m</b>	<b>1800m</b>	<b>1600m</b>	<b>1400m</b>	<b>1200m</b>	<b>1000m</b>	<b>800m</b>	<b>600m</b>	<b>400m</b>	<b>200m</b>	<b>WP</b>	<b>Average</b>	
		Position in running (margin)	10(15.1)	10(18.5)	10(21.3)	10(19.0)	11(16.5)	11(11.7)	11(11.5)	11(12.1)	11(9.7)	11(10.1)	7(7.8)		7.90
		Sectional time (s)	15.71	15.65	15.62	15.30	14.49	15.32	14.90	14.06	14.53	14.21	14.13		
		Cumulative time (s)	163.92	148.21	132.56	116.94	101.64	87.15	71.83	56.93	42.87	28.34	14.13	3:17.44	
		Speed (m/s)	12.73	12.78	12.80	13.07	13.80	13.05	13.42	14.22	13.76	14.07	14.15	13.17	
		Stride length (m)	6.24	6.33	6.31	6.38	6.78	6.49	6.52	6.76	6.53	6.34	6.74	6.39	
		Stride duration (s)	0.490	0.495	0.493	0.488	0.491	0.497	0.485	0.475	0.475	0.451	0.476	0.485	
		Stride efficiency (%)	60.83	62.61	62.20	63.53	71.84	65.74	66.35	71.38	66.67	62.88	71.02	63.71	
		Stride count	32.05	31.60	31.70	31.37	29.50	30.83	30.69	29.59	30.62	31.53	29.67	407.20	



Note: Horizontal distance axis grid lines are 200m furlongs.

#### Disclaimer.

HRNZ and NZMTC and Thoroughbred Ratings Pty Ltd accepts no responsibility for the completeness or accuracy of any of the information contained herein, and makes no representations about its suitability for any particular purpose. Users should make their own judgements about those matters and/or seek independent advice. You assume all risks associated with use of the data provided on this page.



# Race Results



September 17, 2021, Race 9, , Distance 2600m, Addington - Survey 3200m

Result	TAB no.	Horse (Barrier)	2600 to	2400m to
5th	7	<b>Classie Washin... (7)</b>	<b>2400m</b>	<b>2200m</b>
		Position in running (margin)	-	8(8.6)
		Sectional time (s)	17.57	15.24
		Cumulative time (s)	197.57	180.00
		Speed (m/s)	11.38	13.12
		Stride length (m)	5.39	5.88
		Stride duration (s)	0.472	0.448
		Stride efficiency (%)	45.38	54.07
		Stride count	37.11	34.00

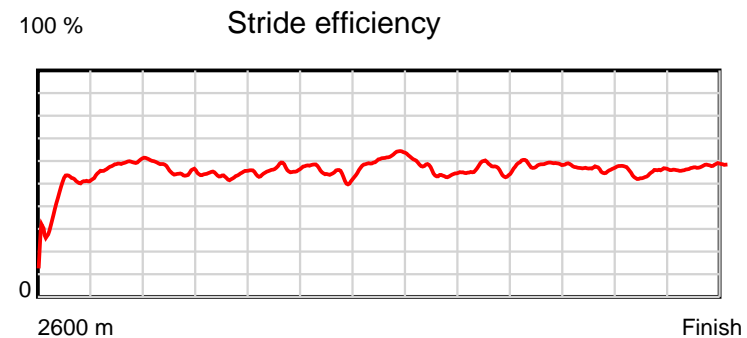
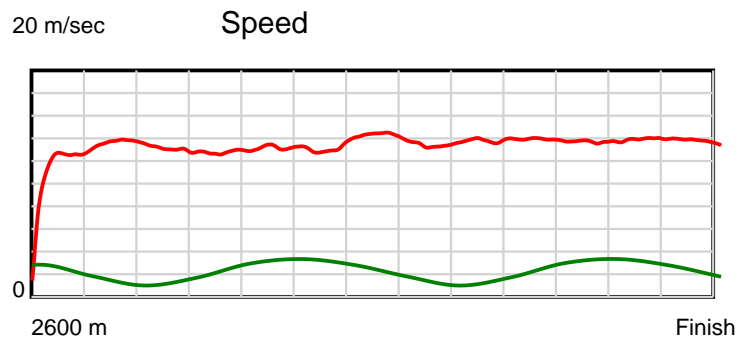
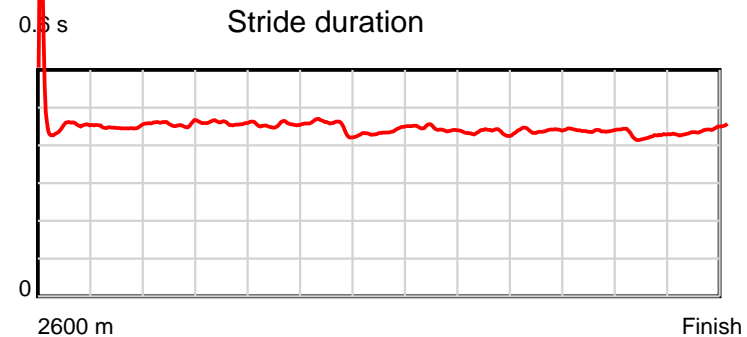
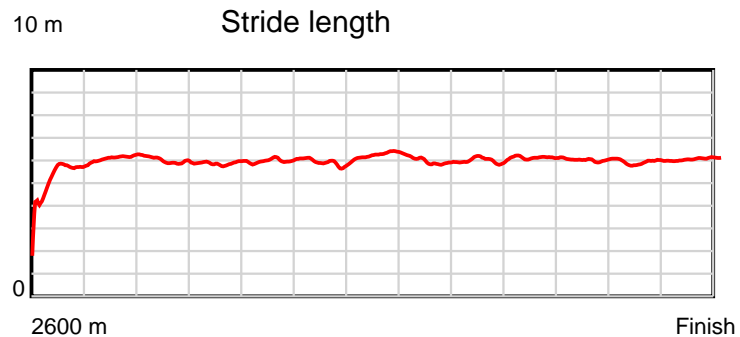
#### Disclaimer.

HRNZ and NZMTC and Thoroughbred Ratings Pty Ltd accepts no responsibility for the completeness or accuracy of any of the information contained herein, and makes no representations about its suitability for any particular purpose. Users should make their own judgements about those matters and/or seek independent advice. You assume all risks associated with use of the data provided on this page.

# Race Results

September 17, 2021, Race 9, , Distance 2600m, Addington - Survey 3200m

Result	TAB no.	Horse (Barrier)	2200m to	2000m to	1800m to	1600m to	1400m to	1200m to	1000m to	800m to	600m to	400m to	200m to	Total or	Margin
5th	7	<b>Classie Washin... (7)</b>	<b>2000m</b>	<b>1800m</b>	<b>1600m</b>	<b>1400m</b>	<b>1200m</b>	<b>1000m</b>	<b>800m</b>	<b>600m</b>	<b>400m</b>	<b>200m</b>	<b>WP</b>	<b>Average</b>	
		Position in running (margin)	8(11.7)	8(15.2)	8(17.7)	8(13.8)	7(11.8)	4(4.3)	5(4.3)	4(4.5)	4(4.1)	5(5.5)	4(5.3)		8.60
		Sectional time (s)	15.72	15.61	15.34	15.38	14.04	15.37	14.82	14.40	14.69	14.56	14.83		
		Cumulative time (s)	164.76	149.04	133.43	118.09	102.71	88.67	73.30	58.48	44.08	29.39	14.83	3:17.57	
		Speed (m/s)	12.72	12.81	13.04	13.00	14.25	13.01	13.50	13.89	13.61	13.74	13.49	13.16	
		Stride length (m)	5.82	5.89	5.92	5.85	6.24	5.77	5.87	6.12	5.98	5.84	5.96	5.88	
		Stride duration (s)	0.457	0.460	0.454	0.450	0.438	0.443	0.435	0.441	0.439	0.425	0.442	0.447	
		Stride efficiency (%)	52.90	54.19	54.85	53.56	60.85	51.94	53.85	58.52	55.88	53.22	55.59	54.05	
		Stride count	34.37	33.96	33.76	34.16	32.05	34.69	34.07	32.68	33.45	34.27	33.53	442.10	



Note: Horizontal distance axis grid lines are 200m furlongs.

#### Disclaimer.

HRNZ and NZMTC and Thoroughbred Ratings Pty Ltd accepts no responsibility for the completeness or accuracy of any of the information contained herein, and makes no representations about its suitability for any particular purpose. Users should make their own judgements about those matters and/or seek independent advice. You assume all risks associated with use of the data provided on this page.



# Race Results



September 17, 2021, Race 9, , Distance 2600m, Addington - Survey 3200m

Result	TAB no.	Horse (Barrier)	2600 to	2400m to
6th	3	<b>Takemybreathaw... (3)</b>	<b>2400m</b>	<b>2200m</b>
		Position in running (margin)	-	5(4.4)
		Sectional time (s)	17.02	14.90
		Cumulative time (s)	198.12	181.10
		Speed (m/s)	11.75	13.42
		Stride length (m)	4.93	5.55
		Stride duration (s)	0.409	0.414
		Stride efficiency (%)	38.01	48.19
		Stride count	40.55	36.02

#### Disclaimer.

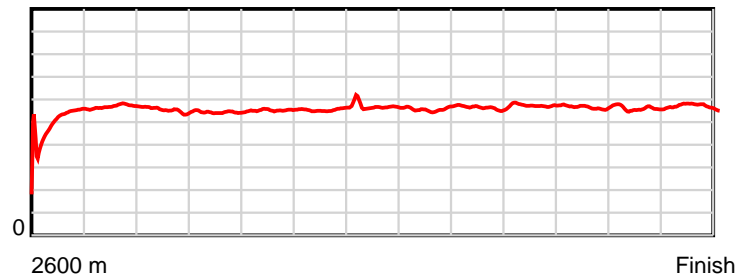
HRNZ and NZMTC and Thoroughbred Ratings Pty Ltd accepts no responsibility for the completeness or accuracy of any of the information contained herein, and makes no representations about its suitability for any particular purpose. Users should make their own judgements about those matters and/or seek independent advice. You assume all risks associated with use of the data provided on this page.

# Race Results

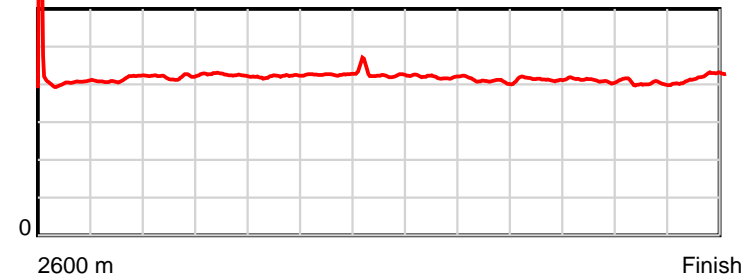
September 17, 2021, Race 9, , Distance 2600m, Addington - Survey 3200m

Result	TAB no.	Horse (Barrier)	2200m to	2000m to	1800m to	1600m to	1400m to	1200m to	1000m to	800m to	600m to	400m to	200m to	Total or	Margin
6th	3	<b>Takemybreathaw... (3)</b>	<b>2000m</b>	<b>1800m</b>	<b>1600m</b>	<b>1400m</b>	<b>1200m</b>	<b>1000m</b>	<b>800m</b>	<b>600m</b>	<b>400m</b>	<b>200m</b>	<b>WP</b>	<b>Average</b>	
		Position in running (margin)	5(5.4)	5(8.1)	5(11.1)	5(8.6)	5(7.6)	6(6.2)	6(5.9)	7(6.0)	7(5.7)	7(7.4)	8(8.0)		11.60
		Sectional time (s)	15.59	15.68	15.60	15.55	15.05	15.32	14.81	14.40	14.76	14.68	14.76		
		Cumulative time (s)	166.20	150.61	134.93	119.33	103.78	88.73	73.41	58.60	44.20	29.44	14.76	3:18.12	
		Speed (m/s)	12.83	12.76	12.82	12.86	13.29	13.05	13.50	13.89	13.55	13.62	13.55	13.12	
		Stride length (m)	5.39	5.43	5.40	5.47	5.68	5.49	5.52	5.75	5.56	5.48	5.71	5.48	
		Stride duration (s)	0.420	0.426	0.421	0.426	0.427	0.420	0.409	0.414	0.410	0.402	0.421	0.418	
		Stride efficiency (%)	45.38	46.02	45.60	46.83	50.38	47.02	47.68	51.68	48.32	46.97	50.92	46.97	
		Stride count	37.11	36.85	37.02	36.53	35.22	36.46	36.21	34.78	35.97	36.48	35.04	474.24	

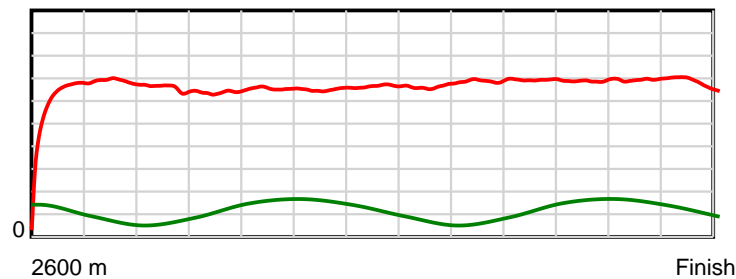
10 m Stride length



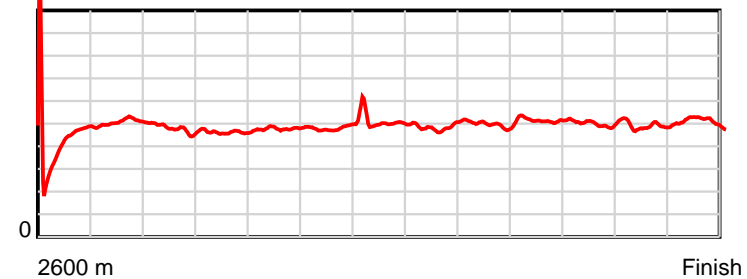
0.5 s Stride duration



20 m/sec Speed



100 % Stride efficiency



Note: Horizontal distance axis grid lines are 200m furlongs.

## Disclaimer.

HRNZ and NZMTC and Thoroughbred Ratings Pty Ltd accepts no responsibility for the completeness or accuracy of any of the information contained herein, and makes no representations about its suitability for any particular purpose. Users should make their own judgements about those matters and/or seek independent advice. You assume all risks associated with use of the data provided on this page.



# Race Results



September 17, 2021, Race 9, , Distance 2600m, Addington - Survey 3200m

Result	TAB no.	Horse (Barrier)	2600 to	2400m to
7th	12	<b>Magical Matty (11)</b>	<b>2400m</b>	<b>2200m</b>
		Position in running (margin)	-	6(5.1)
		Sectional time (s)	17.12	15.13
		Cumulative time (s)	198.17	181.05
		Speed (m/s)	11.68	13.22
		Stride length (m)	5.36	5.79
		Stride duration (s)	0.436	0.438
		Stride efficiency (%)	44.97	52.46
		Stride count	37.28	34.52

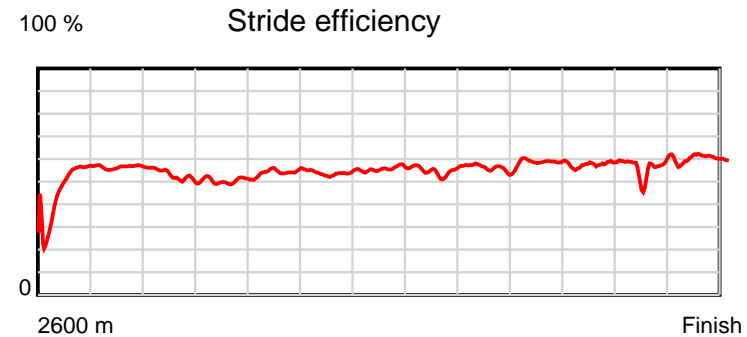
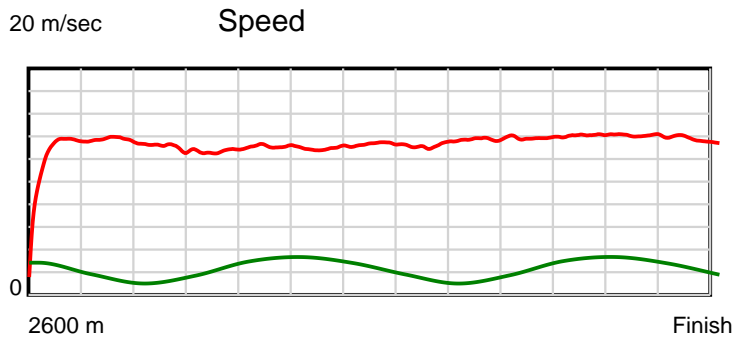
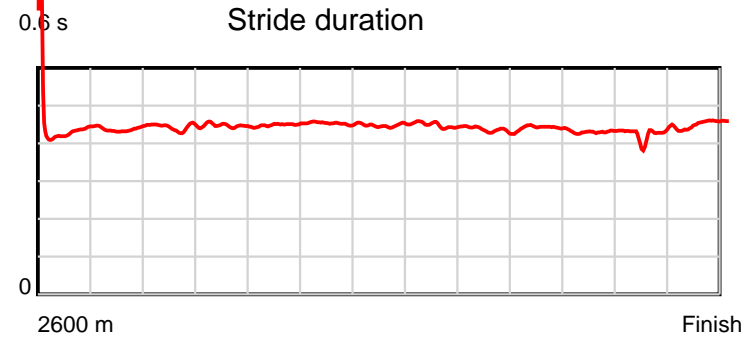
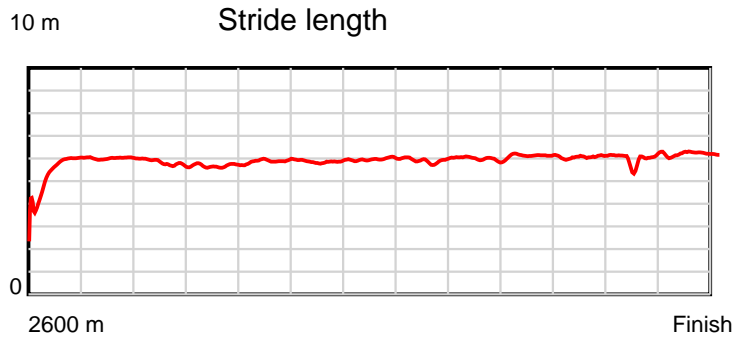
#### Disclaimer.

HRNZ and NZMTC and Thoroughbred Ratings Pty Ltd accepts no responsibility for the completeness or accuracy of any of the information contained herein, and makes no representations about its suitability for any particular purpose. Users should make their own judgements about those matters and/or seek independent advice. You assume all risks associated with use of the data provided on this page.

# Race Results

September 17, 2021, Race 9, , Distance 2600m, Addington - Survey 3200m

Result	TAB no.	Horse (Barrier)	2200m to	2000m to	1800m to	1600m to	1400m to	1200m to	1000m to	800m to	600m to	400m to	200m to	Total or	Margin
7th	12	<b>Magical Matty (11)</b>	<b>2000m</b>	<b>1800m</b>	<b>1600m</b>	<b>1400m</b>	<b>1200m</b>	<b>1000m</b>	<b>800m</b>	<b>600m</b>	<b>400m</b>	<b>200m</b>	<b>WP</b>	<b>Average</b>	
		Position in running (margin)	6(7.6)	6(11.0)	6(13.9)	6(9.9)	6(8.9)	8(7.0)	8(7.9)	8(8.2)	8(7.8)	8(7.8)	9(8.7)		11.90
		Sectional time (s)	15.71	15.68	15.34	15.55	14.97	15.51	14.84	14.40	14.45	14.75	14.72		
		Cumulative time (s)	165.92	150.21	134.53	119.19	103.64	88.67	73.16	58.32	43.92	29.47	14.72	3:18.17	
		Speed (m/s)	12.73	12.76	13.04	12.86	13.36	12.89	13.48	13.89	13.84	13.56	13.59	13.12	
		Stride length (m)	5.64	5.71	5.86	5.83	5.98	5.78	5.86	6.14	5.95	5.77	6.16	5.83	
		Stride duration (s)	0.443	0.447	0.449	0.453	0.448	0.448	0.435	0.442	0.430	0.425	0.453	0.444	
		Stride efficiency (%)	49.75	50.92	53.61	53.11	55.96	52.16	53.61	58.93	55.30	52.02	59.24	53.04	
		Stride count	35.45	35.04	34.15	34.30	33.42	34.62	34.15	32.57	33.62	34.66	32.48	446.26	



Note: Horizontal distance axis grid lines are 200m furlongs.

#### Disclaimer.

HRNZ and NZMTC and Thoroughbred Ratings Pty Ltd accepts no responsibility for the completeness or accuracy of any of the information contained herein, and makes no representations about its suitability for any particular purpose. Users should make their own judgements about those matters and/or seek independent advice. You assume all risks associated with use of the data provided on this page.



# Race Results



September 17, 2021, Race 9, , Distance 2600m, Addington - Survey 3200m

Result	TAB no.	Horse (Barrier)	2600 to	2400m to
8th	5	Stamp Duty(AUS... (5)	2400m	2200m
		Position in running (margin)	-	7(7.7)
		Sectional time (s)	17.55	14.98
		Cumulative time (s)	198.47	180.92
		Speed (m/s)	11.40	13.35
		Stride length (m)	5.39	5.95
		Stride duration (s)	0.443	0.446
		Stride efficiency (%)	45.32	55.36
		Stride count	37.14	33.60

## Disclaimer.

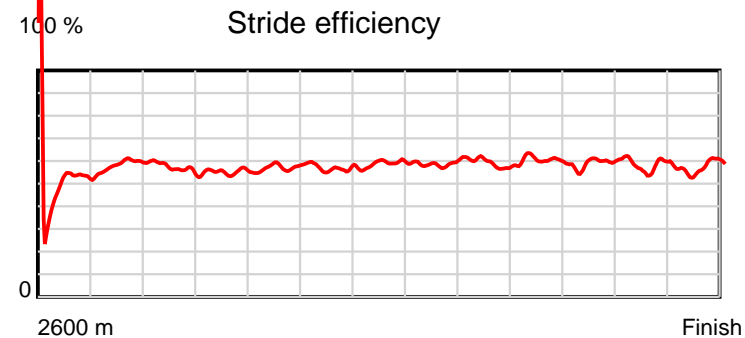
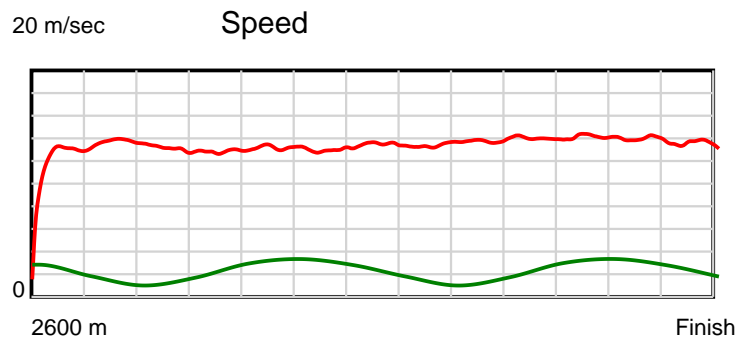
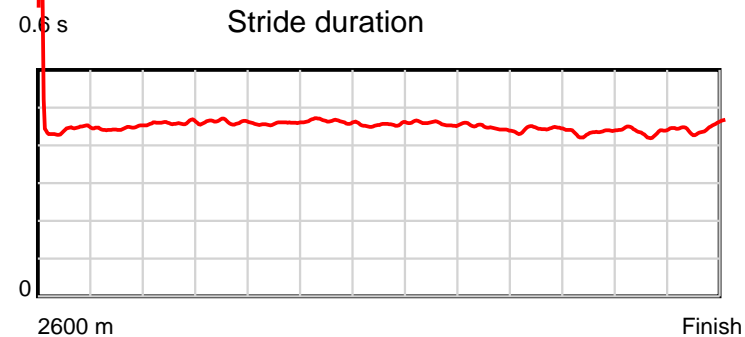
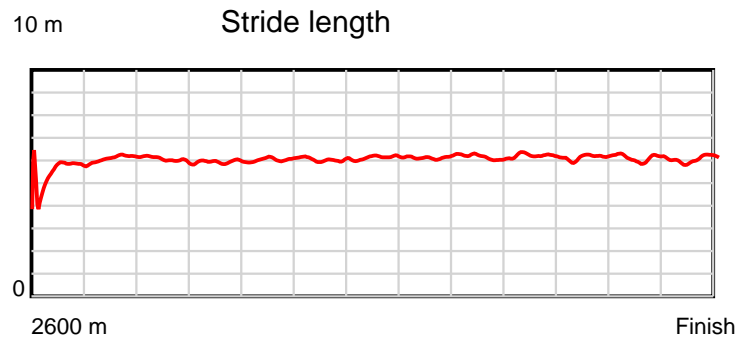
HRNZ and NZMTC and Thoroughbred Ratings Pty Ltd accepts no responsibility for the completeness or accuracy of any of the information contained herein, and makes no representations about its suitability for any particular purpose. Users should make their own judgements about those matters and/or seek independent advice. You assume all risks associated with use of the data provided on this page.



# Race Results

September 17, 2021, Race 9, , Distance 2600m, Addington - Survey 3200m

Result	TAB no.	Horse (Barrier)	2200m to	2000m to	1800m to	1600m to	1400m to	1200m to	1000m to	800m to	600m to	400m to	200m to	Total or	Margin
8th	5	Stamp Duty(AUS... (5)	2000m	1800m	1600m	1400m	1200m	1000m	800m	600m	400m	200m	WP	Average	
		Position in running (margin)	7(9.3)	7(12.5)	7(15.2)	7(12.3)	8(11.8)	10(9.8)	10(9.3)	10(10.1)	10(9.5)	9(9.4)	10(9.4)		13.60
		Sectional time (s)	15.68	15.65	15.51	15.63	14.95	15.27	14.94	14.36	14.45	14.59	14.91		
		Cumulative time (s)	165.94	150.26	134.61	119.10	103.47	88.52	73.25	58.31	43.95	29.50	14.91	3:18.47	
		Speed (m/s)	12.76	12.78	12.89	12.80	13.38	13.10	13.39	13.93	13.84	13.71	13.41	13.10	
		Stride length (m)	5.86	5.92	5.91	5.94	6.08	6.00	5.96	6.19	6.01	5.99	6.02	5.93	
		Stride duration (s)	0.459	0.463	0.458	0.465	0.455	0.458	0.445	0.445	0.434	0.437	0.448	0.453	
		Stride efficiency (%)	53.68	54.68	54.56	55.20	57.77	56.26	55.49	59.96	56.49	56.03	56.54	55.03	
		Stride count	34.12	33.81	33.85	33.65	32.89	33.33	33.56	32.29	33.26	33.40	33.25	438.15	



Note: Horizontal distance axis grid lines are 200m furlongs.

#### Disclaimer.

HRNZ and NZMTC and Thoroughbred Ratings Pty Ltd accepts no responsibility for the completeness or accuracy of any of the information contained herein, and makes no representations about its suitability for any particular purpose. Users should make their own judgements about those matters and/or seek independent advice. You assume all risks associated with use of the data provided on this page.



# Race Results



September 17, 2021, Race 9, , Distance 2600m, Addington - Survey 3200m

Result	TAB no.	Horse (Barrier)	2600 to	2400m to
9th	13	<b>Glenthorne (12)</b>	<b>2400m</b>	<b>2200m</b>
		Position in running (margin)	-	9(10.5)
		Sectional time (s)	18.11	15.22
		Cumulative time (s)	198.69	180.58
		Speed (m/s)	11.05	13.14
		Stride length (m)	5.30	5.67
		Stride duration (s)	0.428	0.431
		Stride efficiency (%)	43.87	50.20
		Stride count	37.75	35.29

#### Disclaimer.

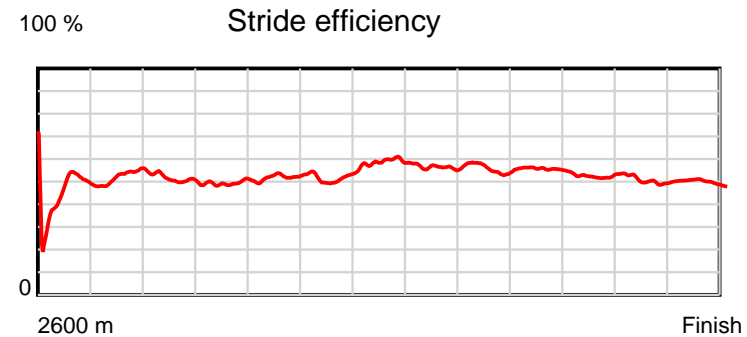
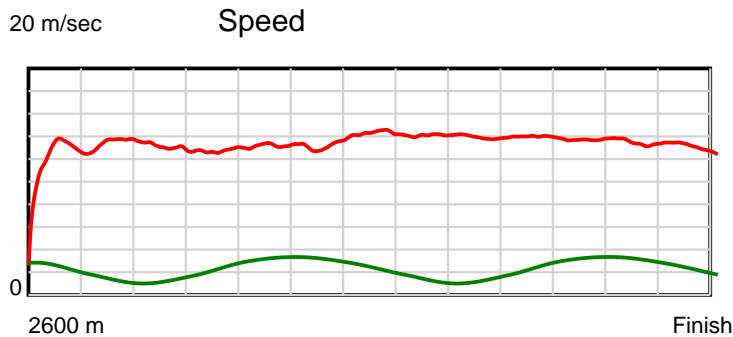
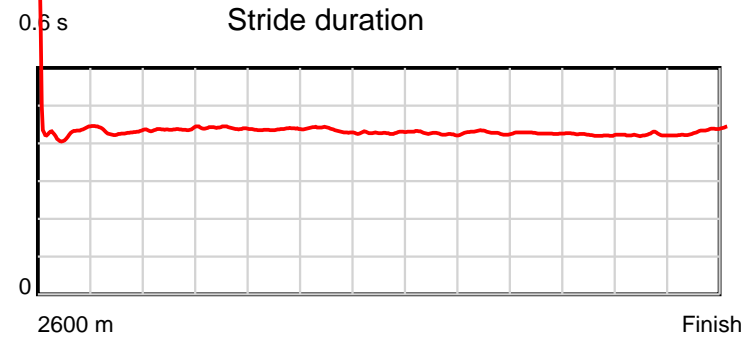
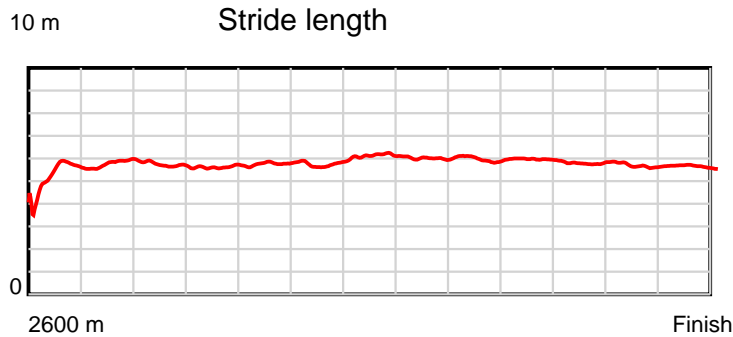
HRNZ and NZMTC and Thoroughbred Ratings Pty Ltd accepts no responsibility for the completeness or accuracy of any of the information contained herein, and makes no representations about its suitability for any particular purpose. Users should make their own judgements about those matters and/or seek independent advice. You assume all risks associated with use of the data provided on this page.



# Race Results

September 17, 2021, Race 9, , Distance 2600m, Addington - Survey 3200m

Result	TAB no.	Horse (Barrier)	2200m to	2000m to	1800m to	1600m to	1400m to	1200m to	1000m to	800m to	600m to	400m to	200m to	Total or	Margin
9th	13	<b>Glenthorne (12)</b>	<b>2000m</b>	<b>1800m</b>	<b>1600m</b>	<b>1400m</b>	<b>1200m</b>	<b>1000m</b>	<b>800m</b>	<b>600m</b>	<b>400m</b>	<b>200m</b>	<b>WP</b>	<b>Average</b>	
		Position in running (margin)	9(13.5)	9(16.5)	9(19.5)	9(15.9)	9(14.2)	7(6.4)	3(2.9)	3(2.3)	3(1.8)	3(3.6)	5(7.1)		14.80
		Sectional time (s)	15.64	15.69	15.41	15.44	13.98	14.78	14.70	14.39	14.76	15.17	15.40		
		Cumulative time (s)	165.36	149.72	134.03	118.62	103.18	89.20	74.42	59.72	45.33	30.57	15.40	3:18.69	
		Speed (m/s)	12.79	12.75	12.98	12.95	14.31	13.53	13.61	13.90	13.55	13.18	12.99	13.09	
		Stride length (m)	5.59	5.62	5.67	5.64	6.14	5.77	5.83	5.93	5.72	5.57	5.64	5.69	
		Stride duration (s)	0.437	0.441	0.437	0.435	0.429	0.426	0.429	0.427	0.422	0.422	0.434	0.435	
		Stride efficiency (%)	48.82	49.30	50.32	49.67	58.84	52.01	53.12	54.96	51.14	48.45	49.70	50.63	
		Stride count	35.78	35.61	35.25	35.47	32.59	34.67	34.30	33.72	34.96	35.92	35.46	456.77	



Note: Horizontal distance axis grid lines are 200m furlongs.

#### Disclaimer.

HRNZ and NZMTC and Thoroughbred Ratings Pty Ltd accepts no responsibility for the completeness or accuracy of any of the information contained herein, and makes no representations about its suitability for any particular purpose. Users should make their own judgements about those matters and/or seek independent advice. You assume all risks associated with use of the data provided on this page.



# Race Results



September 17, 2021, Race 9, , Distance 2600m, Addington - Survey 3200m

Result	TAB no.	Horse (Barrier)	2600 to	2400m to
10th	6	Kennedy (6)	2400m	2200m
		Position in running (margin)	-	3(2.9)
		Sectional time (s)	16.74	14.85
		Cumulative time (s)	198.81	182.07
		Speed (m/s)	11.95	13.47
		Stride length (m)	5.25	5.94
		Stride duration (s)	0.438	0.441
		Stride efficiency (%)	43.13	55.20
		Stride count	38.07	33.65

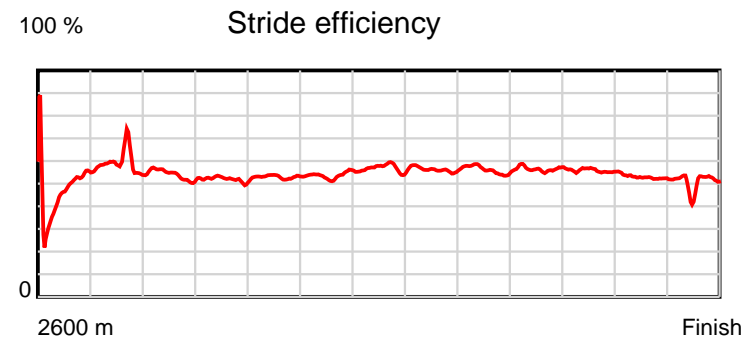
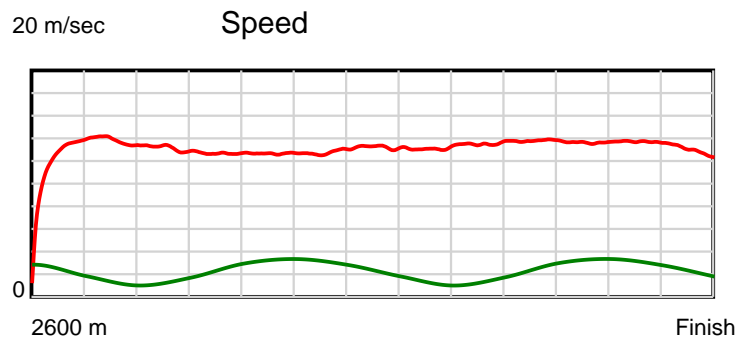
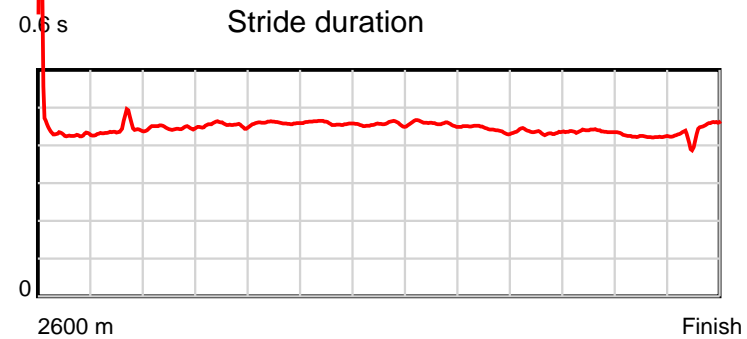
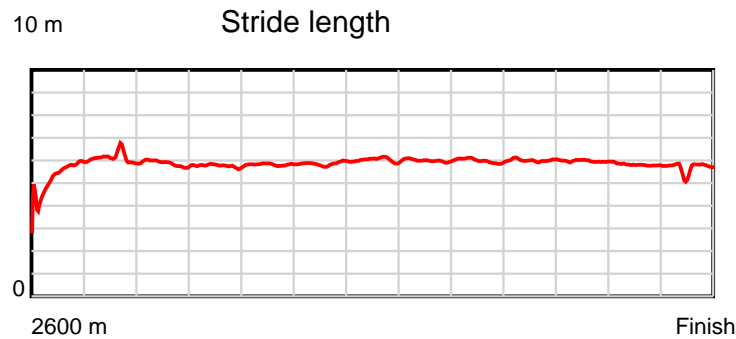
## Disclaimer.

HRNZ and NZMTC and Thoroughbred Ratings Pty Ltd accepts no responsibility for the completeness or accuracy of any of the information contained herein, and makes no representations about its suitability for any particular purpose. Users should make their own judgements about those matters and/or seek independent advice. You assume all risks associated with use of the data provided on this page.

# Race Results

September 17, 2021, Race 9, , Distance 2600m, Addington - Survey 3200m

Result	TAB no.	Horse (Barrier)	2200m to	2000m to	1800m to	1600m to	1400m to	1200m to	1000m to	800m to	600m to	400m to	200m to	Total or	Margin
10th	6	Kennedy (6)	2000m	1800m	1600m	1400m	1200m	1000m	800m	600m	400m	200m	WP	Average	
		Position in running (margin)	4(3.7)	4(6.3)	4(9.3)	4(7.9)	4(7.3)	5(6.0)	7(5.9)	6(5.7)	6(5.5)	6(6.7)	6(7.3)		15.50
		Sectional time (s)	15.58	15.69	15.76	15.61	15.08	15.35	14.76	14.43	14.66	14.69	15.61		
		Cumulative time (s)	167.22	151.64	135.95	120.19	104.58	89.50	74.15	59.39	44.96	30.30	15.61	3:18.81	
		Speed (m/s)	12.84	12.75	12.69	12.81	13.26	13.03	13.55	13.86	13.64	13.61	12.81	13.08	
		Stride length (m)	5.74	5.79	5.83	5.88	6.05	5.96	5.99	6.03	5.97	5.75	5.64	5.83	
		Stride duration (s)	0.447	0.454	0.460	0.459	0.456	0.457	0.442	0.435	0.438	0.423	0.440	0.445	
		Stride efficiency (%)	51.56	52.31	53.16	54.00	57.16	55.47	56.09	56.80	55.71	51.71	49.75	53.03	
		Stride count	34.82	34.57	34.29	34.02	33.07	33.57	33.38	33.17	33.50	34.77	35.45	446.33	



Note: Horizontal distance axis grid lines are 200m furlongs.

#### Disclaimer.

HRNZ and NZMTC and Thoroughbred Ratings Pty Ltd accepts no responsibility for the completeness or accuracy of any of the information contained herein, and makes no representations about its suitability for any particular purpose. Users should make their own judgements about those matters and/or seek independent advice. You assume all risks associated with use of the data provided on this page.



# Race Results



September 17, 2021, Race 9, , Distance 2600m, Addington - Survey 3200m

Result	TAB no.	Horse (Barrier)	2600 to	2400m to
11th	4	<b>Blazing Impact (4)</b>	<b>2400m</b>	<b>2200m</b>
		Position in running (margin)	-	11(25.1)
		Sectional time (s)	20.43	14.73
		Cumulative time (s)	199.25	178.82
		Speed (m/s)	9.79	13.58
		Stride length (m)	4.62	6.35
		Stride duration (s)	0.455	0.468
		Stride efficiency (%)	33.43	63.00
		Stride count	43.24	31.50

#### Disclaimer.

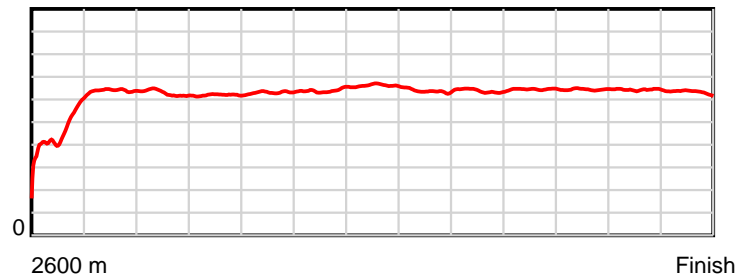
HRNZ and NZMTC and Thoroughbred Ratings Pty Ltd accepts no responsibility for the completeness or accuracy of any of the information contained herein, and makes no representations about its suitability for any particular purpose. Users should make their own judgements about those matters and/or seek independent advice. You assume all risks associated with use of the data provided on this page.

# Race Results

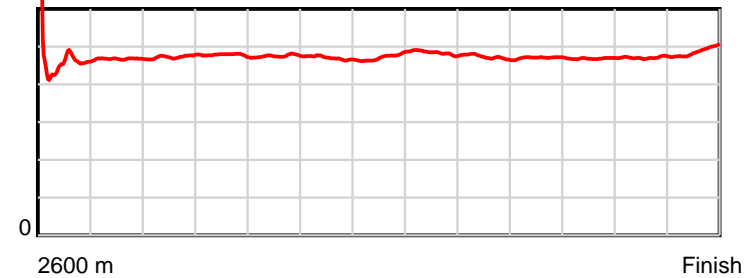
September 17, 2021, Race 9, , Distance 2600m, Addington - Survey 3200m

Result	TAB no.	Horse (Barrier)	2200m to	2000m to	1800m to	1600m to	1400m to	1200m to	1000m to	800m to	600m to	400m to	200m to	Total or	Margin
11th	4	<b>Blazing Impact (4)</b>	<b>2000m</b>	<b>1800m</b>	<b>1600m</b>	<b>1400m</b>	<b>1200m</b>	<b>1000m</b>	<b>800m</b>	<b>600m</b>	<b>400m</b>	<b>200m</b>	<b>WP</b>	<b>Average</b>	
		Position in running (margin)	11(25.2)	11(25.5)	11(27.2)	11(21.9)	10(15.4)	9(9.3)	9(8.2)	9(8.5)	9(9.2)	10(9.9)	11(10.1)		17.90
		Sectional time (s)	15.20	15.46	15.12	14.65	14.27	15.17	14.85	14.58	14.59	14.62	15.58		
		Cumulative time (s)	164.09	148.89	133.43	118.31	103.66	89.39	74.22	59.37	44.79	30.20	15.58	3:19.25	
		Speed (m/s)	13.16	12.94	13.23	13.65	14.02	13.18	13.47	13.72	13.71	13.68	12.84	13.05	
		Stride length (m)	6.22	6.18	6.29	6.42	6.63	6.38	6.36	6.45	6.42	6.44	6.28	6.19	
		Stride duration (s)	0.473	0.477	0.475	0.470	0.473	0.484	0.472	0.471	0.468	0.471	0.490	0.474	
		Stride efficiency (%)	60.52	59.63	61.76	64.33	68.59	63.55	63.22	65.10	64.47	64.84	61.72	59.82	
		Stride count	32.14	32.38	31.81	31.17	30.19	31.36	31.44	30.99	31.14	31.05	31.82	420.23	

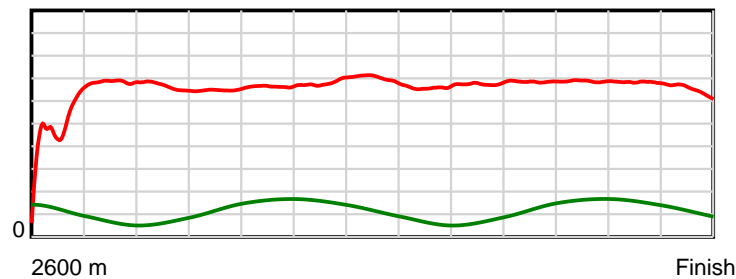
10 m Stride length



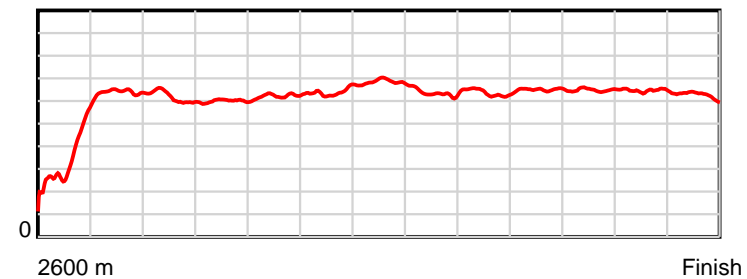
0.6 s Stride duration



20 m/sec Speed



100 % Stride efficiency



Note: Horizontal distance axis grid lines are 200m furlongs.

## Disclaimer.

HRNZ and NZMTC and Thoroughbred Ratings Pty Ltd accepts no responsibility for the completeness or accuracy of any of the information contained herein, and makes no representations about its suitability for any particular purpose. Users should make their own judgements about those matters and/or seek independent advice. You assume all risks associated with use of the data provided on this page.



# Race Results



September 17, 2021, Race 9, , Distance 2600m, Addington - Survey 3200m

Result	TAB no.	Horse (Barrier)	2600 to	2400m to
12th	2	<b>Rosies Terror (2)</b>	<b>2400m</b>	<b>2200m</b>
		Position in running (margin)	-	12(29.2)
		Sectional time (s)	21.06	16.75
		Cumulative time (s)	225.36	204.30
		Speed (m/s)	9.50	11.94
		Stride length (m)	4.07	5.51
		Stride duration (s)	0.421	0.462
		Stride efficiency (%)	25.86	47.50
		Stride count	49.17	36.28

#### Disclaimer.

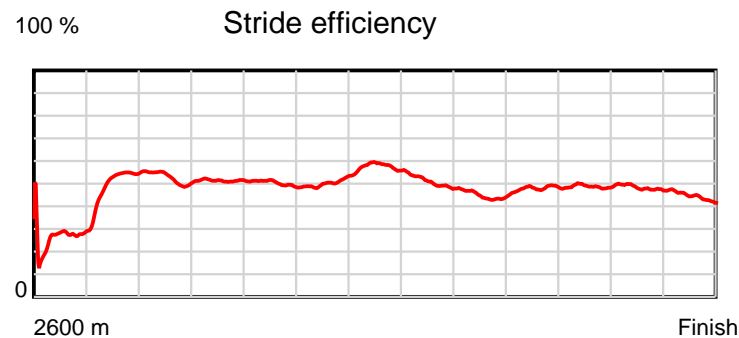
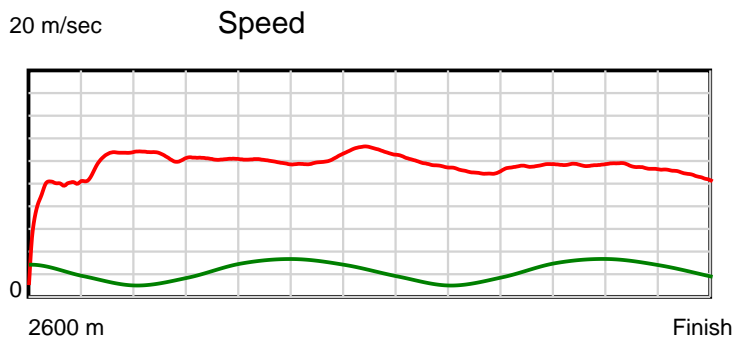
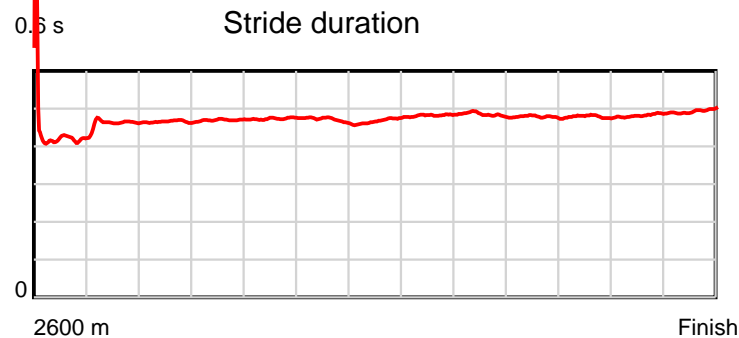
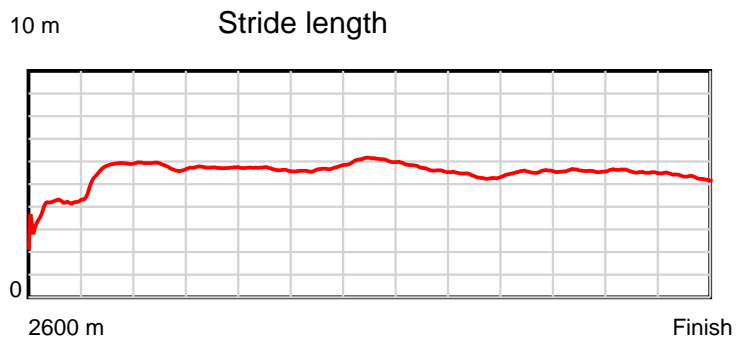
HRNZ and NZMTC and Thoroughbred Ratings Pty Ltd accepts no responsibility for the completeness or accuracy of any of the information contained herein, and makes no representations about its suitability for any particular purpose. Users should make their own judgements about those matters and/or seek independent advice. You assume all risks associated with use of the data provided on this page.



# Race Results

September 17, 2021, Race 9, , Distance 2600m, Addington - Survey 3200m

Result	TAB no.	Horse (Barrier)	2200m to	2000m to	1800m to	1600m to	1400m to	1200m to	1000m to	800m to	600m to	400m to	200m to	Total or	Margin
12th	2	<b>Rosies Terror (2)</b>	<b>2000m</b>	<b>1800m</b>	<b>1600m</b>	<b>1400m</b>	<b>1200m</b>	<b>1000m</b>	<b>800m</b>	<b>600m</b>	<b>400m</b>	<b>200m</b>	<b>WP</b>	<b>Average</b>	
		Position in running (margin)	12(41.3)	12(47.4)	12(54.9)	12(59.7)	12(65.0)	12(66.1)	12(76.3)	12(97.6)	12(114.3)	12(131.3)	12(148.3)		163.00
		Sectional time (s)	16.16	16.42	16.80	16.60	15.48	17.07	18.35	17.23	17.30	17.42	18.72		
		Cumulative time (s)	187.55	171.39	154.97	138.17	121.57	106.09	89.02	70.67	53.44	36.14	18.72	3:45.36	
		Speed (m/s)	12.38	12.18	11.90	12.05	12.92	11.72	10.90	11.61	11.56	11.48	10.68	11.54	
		Stride length (m)	5.76	5.72	5.64	5.67	6.04	5.65	5.28	5.55	5.53	5.54	5.28	5.43	
		Stride duration (s)	0.465	0.470	0.473	0.471	0.468	0.482	0.484	0.478	0.479	0.482	0.494	0.471	
		Stride efficiency (%)	51.86	51.16	49.64	50.31	57.08	49.88	43.58	48.09	47.86	47.93	43.53	46.15	
		Stride count	34.72	34.96	35.49	35.25	33.09	35.40	37.87	36.05	36.14	36.11	37.89	478.42	



Note: Horizontal distance axis grid lines are 200m furlongs.

#### Disclaimer.

HRNZ and NZMTC and Thoroughbred Ratings Pty Ltd accepts no responsibility for the completeness or accuracy of any of the information contained herein, and makes no representations about its suitability for any particular purpose. Users should make their own judgements about those matters and/or seek independent advice. You assume all risks associated with use of the data provided on this page.