



Race Results

NZ Metropolitan Trotting Club Inc, HRNZ, October 01, 2021

Compilation date: October 1, 2021, 9:59:10 PM (NZDT)

Copyright © 2021 HRNZ and NZMTC. All rights reserved.

Trademarks.

StrideMASTER is a registered trademark of Thoroughbred Ratings Pty Ltd.

Disclaimer.

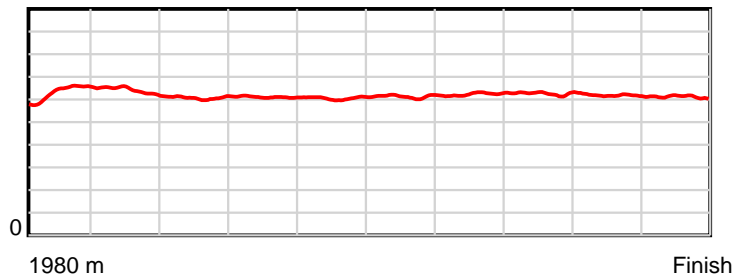
HRNZ and NZMTC and Thoroughbred Ratings Pty Ltd accepts no responsibility for the completeness or accuracy of any of the information contained herein, and makes no representations about its suitability for any particular purpose. Users should make their own judgements about those matters and/or seek independent advice. You assume all risks associated with use of the data provided on this page.

Race Results

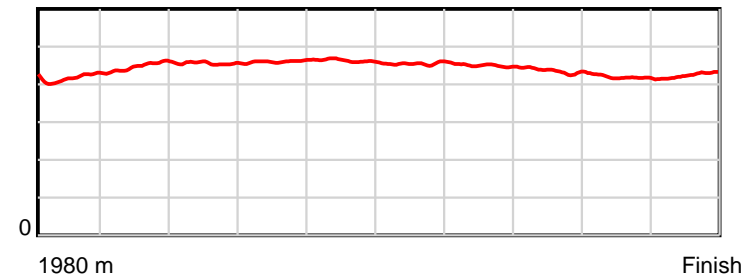
October 01, 2021, Race 11, FIRST DIRECT TAXIS MOBILE PACE, Distance 1980m, Addington - Survey 1980m

Result	TAB no.	Horse (Barrier)	1980 to	1800m to	1600m to	1400m to	1200m to	1000m to	800m to	600m to	400m to	200m to	Total or	Margin
1st	6	Jagara (5)	1800m	1600m	1400m	1200m	1000m	800m	600m	400m	200m	WP	Average	
		Position in running (margin)	-	2(0.1)	1(0.0)	1(0.0)	1(0.0)	1(0.0)	1(0.0)	1(0.0)	1(0.0)	1(0.0)		0.00
		Sectional time (s)	11.86	14.47	15.01	15.12	15.54	15.11	14.49	14.09	13.39	13.96		
		Cumulative time (s)	143.04	131.18	116.71	101.70	86.58	71.04	55.93	41.44	27.35	13.96	2:23.04	
		Speed (m/s)	15.17	13.82	13.32	13.23	12.87	13.24	13.80	14.19	14.94	14.33	13.84	
		Stride length (m)	6.34	6.20	6.07	6.09	5.96	6.02	6.20	6.18	6.25	6.08	6.14	
		Stride duration (s)	0.417	0.449	0.456	0.460	0.463	0.455	0.450	0.436	0.419	0.425	0.443	
		Stride efficiency (%)	62.73	60.10	57.60	57.90	55.45	56.67	60.15	59.76	61.11	57.83	58.84	
		Stride count	28.41	32.25	32.94	32.86	33.57	33.21	32.23	32.34	31.98	32.88	322.67	

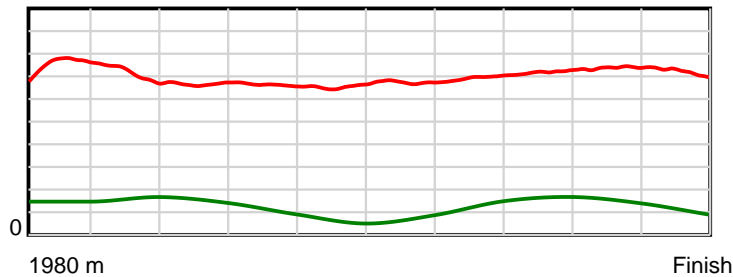
10 m Stride length



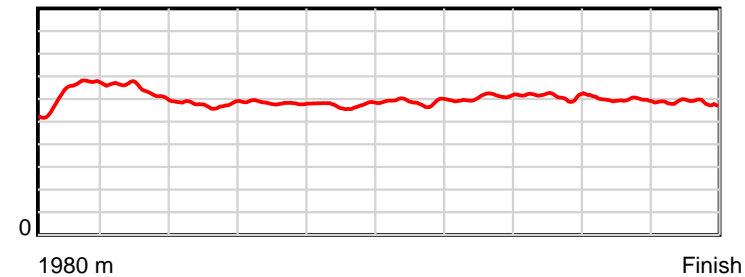
0.6 s Stride duration



20 m/sec Speed



100 % Stride efficiency



Note: Horizontal distance axis grid lines are 200m furlongs.

Disclaimer.

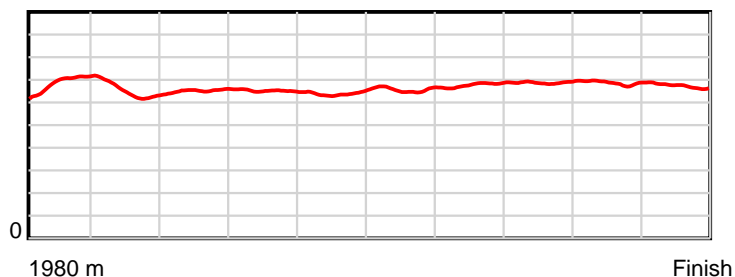
HRNZ and NZMTC and Thoroughbred Ratings Pty Ltd accepts no responsibility for the completeness or accuracy of any of the information contained herein, and makes no representations about its suitability for any particular purpose. Users should make their own judgements about those matters and/or seek independent advice. You assume all risks associated with use of the data provided on this page.

Race Results

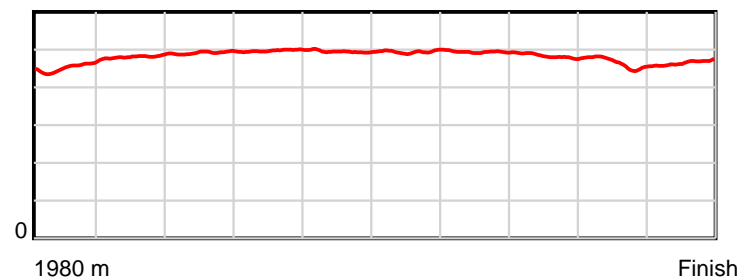
October 01, 2021, Race 11, FIRST DIRECT TAXIS MOBILE PACE, Distance 1980m, Addington - Survey 1980m

Result	TAB no.	Horse (Barrier)	1980 to	1800m to	1600m to	1400m to	1200m to	1000m to	800m to	600m to	400m to	200m to	Total or	Margin
2nd	1	Socrates (1)	1800m	1600m	1400m	1200m	1000m	800m	600m	400m	200m	WP	Average	
		Position in running (margin)	-	1(0.0)	2(2.7)	2(2.3)	2(2.8)	2(1.7)	2(1.4)	2(1.7)	2(1.3)	2(1.8)		0.10
		Sectional time (s)	11.70	14.94	14.94	15.20	15.37	15.07	14.54	14.04	13.47	13.79		
		Cumulative time (s)	143.06	131.36	116.42	101.48	86.28	70.91	55.84	41.30	27.26	13.79	2:23.06	
		Speed (m/s)	15.38	13.39	13.39	13.16	13.01	13.27	13.76	14.25	14.85	14.50	13.84	
		Stride length (m)	6.96	6.45	6.59	6.55	6.44	6.57	6.79	6.89	6.89	6.76	6.68	
		Stride duration (s)	0.453	0.482	0.492	0.497	0.495	0.495	0.494	0.483	0.464	0.466	0.483	
		Stride efficiency (%)	75.69	64.95	67.80	66.94	64.81	67.39	72.08	74.08	74.15	71.44	69.72	
		Stride count	25.86	31.02	30.36	30.56	31.06	30.46	29.45	29.05	29.03	29.58	296.43	

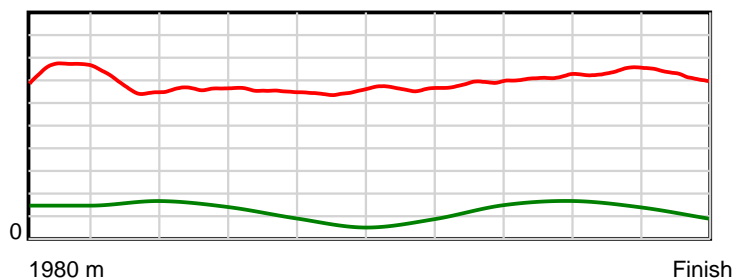
10 m Stride length



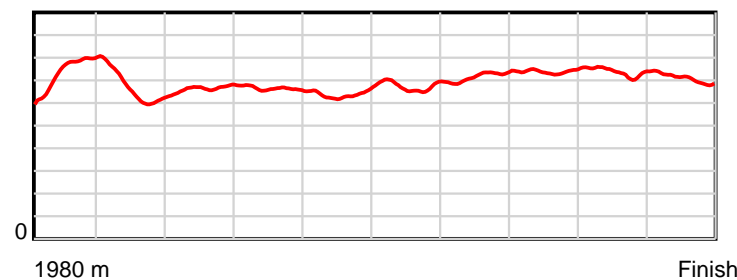
0.6 s Stride duration



20 m/sec Speed



100 % Stride efficiency



Note: Horizontal distance axis grid lines are 200m furlongs.

Disclaimer.

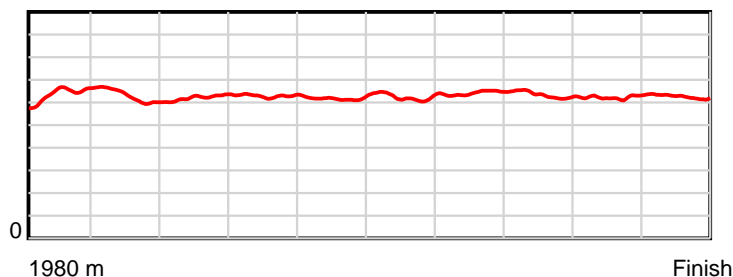
HRNZ and NZMTC and Thoroughbred Ratings Pty Ltd accepts no responsibility for the completeness or accuracy of any of the information contained herein, and makes no representations about its suitability for any particular purpose. Users should make their own judgements about those matters and/or seek independent advice. You assume all risks associated with use of the data provided on this page.

Race Results

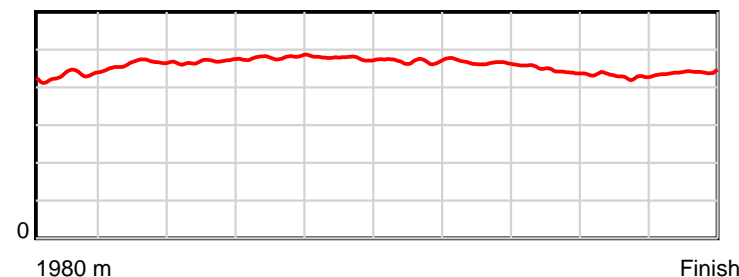
October 01, 2021, Race 11, FIRST DIRECT TAXIS MOBILE PACE, Distance 1980m, Addington - Survey 1980m

Result	TAB no.	Horse (Barrier)	1980 to	1800m to	1600m to	1400m to	1200m to	1000m to	800m to	600m to	400m to	200m to	Total or	Margin
3rd	2	Emma's Boy (2)	1800m	1600m	1400m	1200m	1000m	800m	600m	400m	200m	WP	Average	
		Position in running (margin)	-	4(2.1)	4(5.3)	3(4.5)	4(5.1)	4(3.4)	4(3.4)	4(3.6)	3(4.0)	4(5.6)		4.60
		Sectional time (s)	11.94	15.01	14.87	15.21	15.27	15.11	14.52	14.15	13.66	14.13		
		Cumulative time (s)	143.87	131.93	116.92	102.05	86.84	71.57	56.46	41.94	27.79	14.13	2:23.87	
		Speed (m/s)	15.07	13.32	13.45	13.15	13.10	13.24	13.77	14.13	14.64	14.15	13.76	
		Stride length (m)	6.41	6.18	6.30	6.31	6.25	6.22	6.42	6.31	6.29	6.23	6.29	
		Stride duration (s)	0.432	0.464	0.469	0.480	0.477	0.470	0.466	0.447	0.430	0.440	0.457	
		Stride efficiency (%)	64.28	59.60	62.07	62.13	61.08	60.37	64.32	62.27	61.92	60.67	61.82	
		Stride count	28.06	32.39	31.73	31.72	31.99	32.18	31.17	31.68	31.77	32.10	314.79	

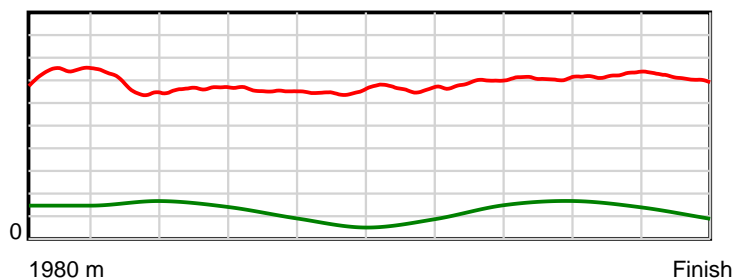
10 m Stride length



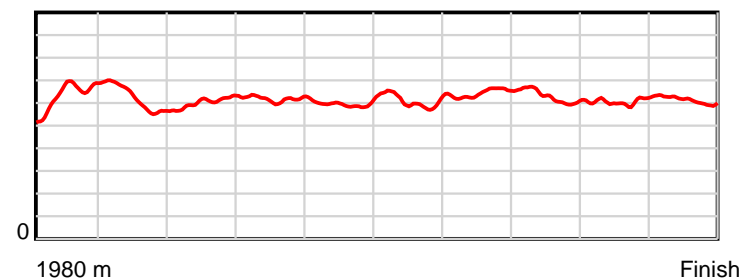
0.6 s Stride duration



20 m/sec Speed



100 % Stride efficiency



Note: Horizontal distance axis grid lines are 200m furlongs.

Disclaimer.

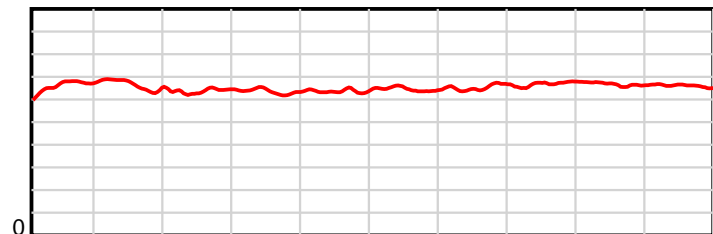
HRNZ and NZMTC and Thoroughbred Ratings Pty Ltd accepts no responsibility for the completeness or accuracy of any of the information contained herein, and makes no representations about its suitability for any particular purpose. Users should make their own judgements about those matters and/or seek independent advice. You assume all risks associated with use of the data provided on this page.

Race Results

October 01, 2021, Race 11, FIRST DIRECT TAXIS MOBILE PACE, Distance 1980m, Addington - Survey 1980m

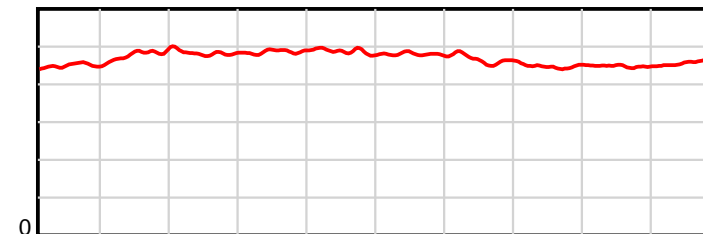
Result	TAB no.	Horse (Barrier)	1980 to	1800m to	1600m to	1400m to	1200m to	1000m to	800m to	600m to	400m to	200m to	Total or	Margin
4th	11	Franco Mac (10)	1800m	1600m	1400m	1200m	1000m	800m	600m	400m	200m	WP	Average	
		Position in running (margin)	-	7(4.5)	6(7.2)	8(8.2)	8(8.5)	7(7.3)	7(8.4)	7(6.2)	4(4.9)	3(5.5)		5.00
		Sectional time (s)	12.58	14.94	15.17	15.17	15.35	15.29	14.13	13.88	13.48	13.96		
		Cumulative time (s)	143.95	131.37	116.43	101.26	86.09	70.74	55.45	41.32	27.44	13.96	2:23.95	
		Speed (m/s)	14.31	13.39	13.18	13.18	13.03	13.08	14.15	14.41	14.84	14.33	13.75	
		Stride length (m)	6.68	6.45	6.35	6.41	6.35	6.27	6.58	6.44	6.64	6.62	6.48	
		Stride duration (s)	0.450	0.482	0.482	0.487	0.487	0.480	0.465	0.447	0.448	0.462	0.471	
		Stride efficiency (%)	69.83	65.08	63.01	64.31	63.02	61.48	67.71	64.87	68.96	68.44	65.54	
		Stride count	26.93	30.99	31.50	31.18	31.49	31.89	30.38	31.04	30.11	30.22	305.73	

10 m Stride length



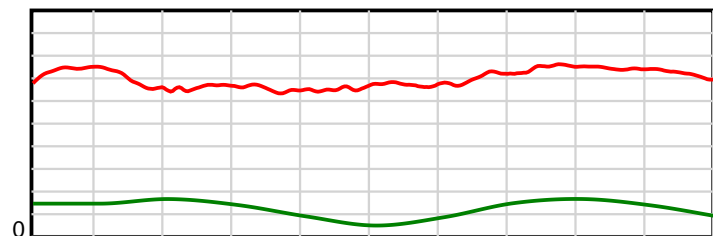
1980 m Finish

0.6 s Stride duration



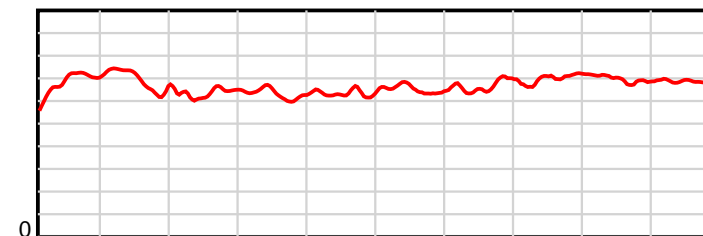
1980 m Finish

20 m/sec Speed



1980 m Finish

100 % Stride efficiency



1980 m Finish

Note: Horizontal distance axis grid lines are 200m furlongs.

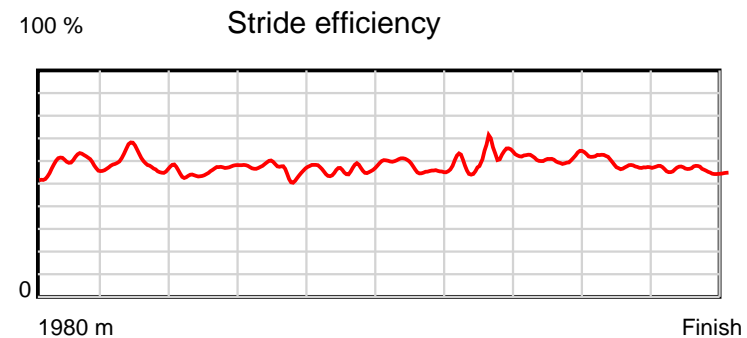
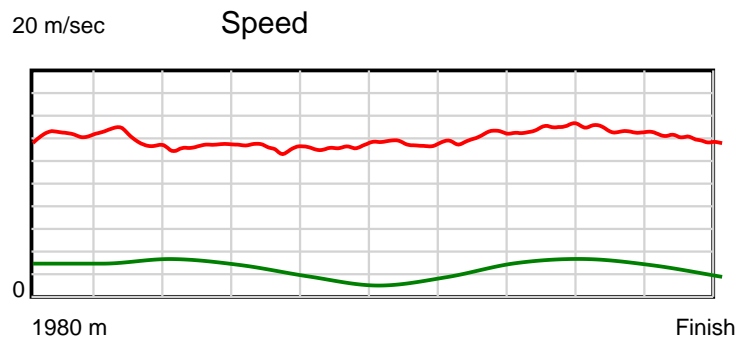
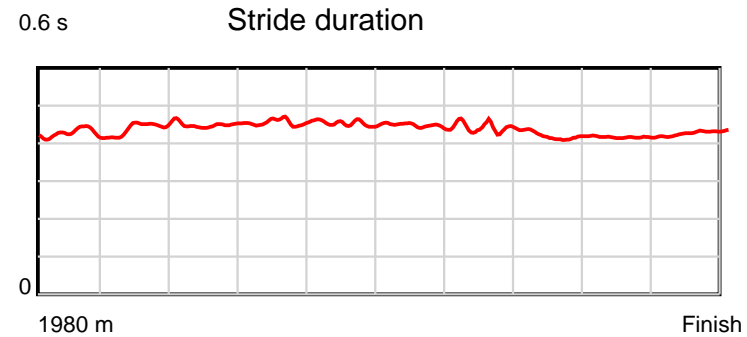
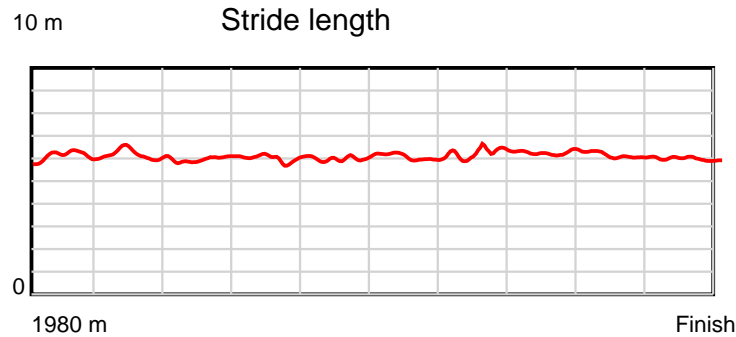
Disclaimer.

HRNZ and NZMTC and Thoroughbred Ratings Pty Ltd accepts no responsibility for the completeness or accuracy of any of the information contained herein, and makes no representations about its suitability for any particular purpose. Users should make their own judgements about those matters and/or seek independent advice. You assume all risks associated with use of the data provided on this page.

Race Results

October 01, 2021, Race 11, FIRST DIRECT TAXIS MOBILE PACE, Distance 1980m, Addington - Survey 1980m

Result	TAB no.	Horse (Barrier)	1980 to	1800m to	1600m to	1400m to	1200m to	1000m to	800m to	600m to	400m to	200m to	Total or	Margin
5th	14	Sing To Me (12)	1800m	1600m	1400m	1200m	1000m	800m	600m	400m	200m	WP	Average	
		Position in running (margin)	-	9(6.7)	8(8.4)	9(9.2)	9(9.7)	9(9.0)	9(9.6)	8(7.8)	8(6.7)	6(9.2)		10.10
		Sectional time (s)	12.85	14.76	15.15	15.20	15.42	15.22	14.19	13.92	13.80	14.34		
		Cumulative time (s)	144.85	132.00	117.24	102.09	86.89	71.47	56.25	42.06	28.14	14.34	2:24.85	
		Speed (m/s)	14.01	13.55	13.20	13.16	12.97	13.14	14.09	14.37	14.49	13.95	13.67	
		Stride length (m)	6.09	5.98	5.92	5.99	5.87	5.87	6.21	6.02	6.03	5.97	5.99	
		Stride duration (s)	0.427	0.441	0.448	0.455	0.453	0.447	0.440	0.419	0.416	0.428	0.438	
		Stride efficiency (%)	57.89	55.85	54.71	56.05	53.93	53.92	60.17	56.69	56.83	55.78	56.13	
		Stride count	29.57	33.46	33.80	33.39	34.04	34.05	32.23	33.20	33.16	33.48	330.38	



Note: Horizontal distance axis grid lines are 200m furlongs.

Disclaimer.

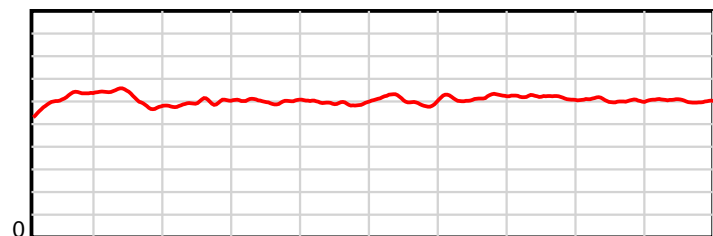
HRNZ and NZMTC and Thoroughbred Ratings Pty Ltd accepts no responsibility for the completeness or accuracy of any of the information contained herein, and makes no representations about its suitability for any particular purpose. Users should make their own judgements about those matters and/or seek independent advice. You assume all risks associated with use of the data provided on this page.

Race Results

October 01, 2021, Race 11, FIRST DIRECT TAXIS MOBILE PACE, Distance 1980m, Addington - Survey 1980m

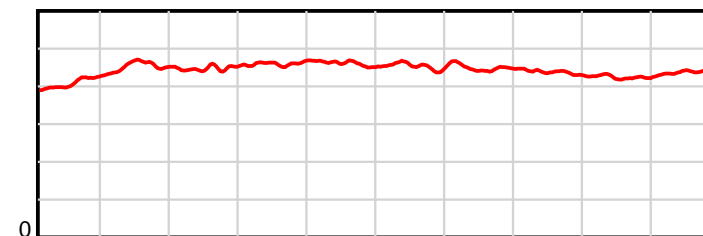
Result	TAB no.	Horse (Barrier)	1980 to	1800m to	1600m to	1400m to	1200m to	1000m to	800m to	600m to	400m to	200m to	Total or	Margin
6th	10	Franco Cornel (9)	1800m	1600m	1400m	1200m	1000m	800m	600m	400m	200m	WP	Average	
		Position in running (margin)	-	6(4.2)	5(6.5)	5(6.0)	6(6.6)	5(5.5)	5(5.2)	5(5.1)	5(5.5)	5(8.5)		10.30
		Sectional time (s)	12.33	14.88	14.92	15.22	15.36	15.07	14.47	14.17	13.88	14.58		
		Cumulative time (s)	144.88	132.55	117.67	102.75	87.53	72.17	57.10	42.63	28.46	14.58	2:24.88	
		Speed (m/s)	14.60	13.44	13.40	13.14	13.02	13.27	13.82	14.11	14.41	13.72	13.67	
		Stride length (m)	6.15	6.10	6.00	6.05	5.99	6.02	6.21	6.16	6.12	6.03	6.08	
		Stride duration (s)	0.410	0.453	0.448	0.460	0.460	0.454	0.449	0.437	0.424	0.440	0.445	
		Stride efficiency (%)	59.13	58.06	56.33	57.15	56.14	56.62	60.26	59.37	58.44	56.82	57.79	
		Stride count	29.26	32.81	33.31	33.07	33.37	33.23	32.21	32.45	32.70	33.17	325.58	

10 m Stride length



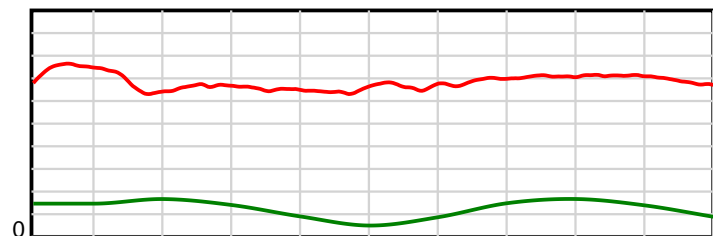
1980 m Finish

0.6 s Stride duration



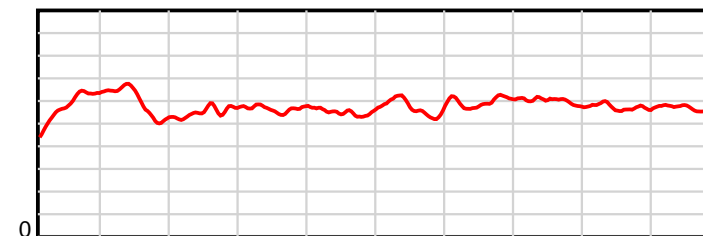
1980 m Finish

20 m/sec Speed



1980 m Finish

100 % Stride efficiency



1980 m Finish

Note: Horizontal distance axis grid lines are 200m furlongs.

Disclaimer.

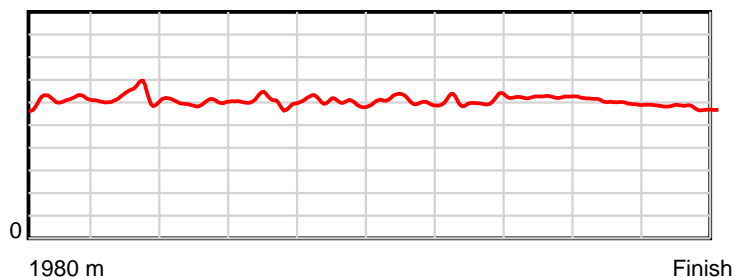
HRNZ and NZMTC and Thoroughbred Ratings Pty Ltd accepts no responsibility for the completeness or accuracy of any of the information contained herein, and makes no representations about its suitability for any particular purpose. Users should make their own judgements about those matters and/or seek independent advice. You assume all risks associated with use of the data provided on this page.

Race Results

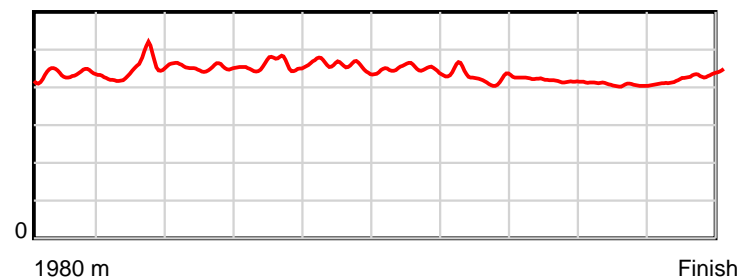
October 01, 2021, Race 11, FIRST DIRECT TAXIS MOBILE PACE, Distance 1980m, Addington - Survey 1980m

Result	TAB no.	Horse (Barrier)	1980 to	1800m to	1600m to	1400m to	1200m to	1000m to	800m to	600m to	400m to	200m to	Total or	Margin
7th	16	Mr McLaren (14)	1800m	1600m	1400m	1200m	1000m	800m	600m	400m	200m	WP	Average	
		Position in running (margin)	-	11(9.1)	10(11.0)	11(11.0)	11(11.7)	11(11.1)	12(12.1)	11(9.7)	10(8.7)	7(11.6)		15.40
		Sectional time (s)	13.34	14.80	15.02	15.24	15.44	15.28	14.09	13.93	13.88	14.80		
		Cumulative time (s)	145.82	132.48	117.68	102.66	87.42	71.98	56.70	42.61	28.68	14.80	2:25.82	
		Speed (m/s)	13.49	13.51	13.32	13.12	12.95	13.09	14.19	14.36	14.41	13.51	13.58	
		Stride length (m)	6.15	6.06	6.03	6.02	5.93	5.86	6.09	6.00	5.87	5.81	5.98	
		Stride duration (s)	0.438	0.448	0.453	0.459	0.458	0.448	0.429	0.418	0.407	0.430	0.440	
		Stride efficiency (%)	59.12	57.36	56.74	56.64	54.95	53.63	58.00	56.33	53.80	52.81	55.86	
		Stride count	29.26	33.01	33.19	33.22	33.73	34.14	32.83	33.31	34.08	34.40	331.17	

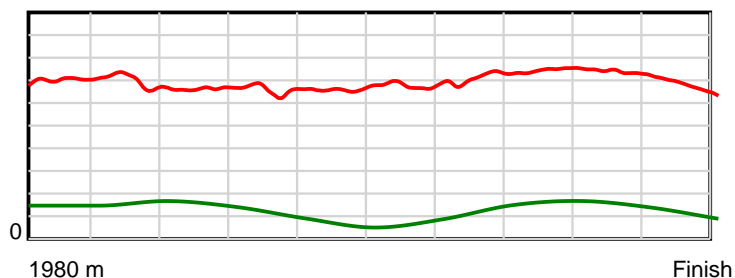
10 m Stride length



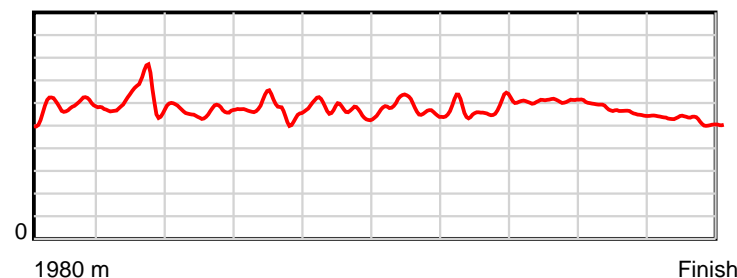
0.6 s Stride duration



20 m/sec Speed



100 % Stride efficiency



Note: Horizontal distance axis grid lines are 200m furlongs.

Disclaimer.

HRNZ and NZMTC and Thoroughbred Ratings Pty Ltd accepts no responsibility for the completeness or accuracy of any of the information contained herein, and makes no representations about its suitability for any particular purpose. Users should make their own judgements about those matters and/or seek independent advice. You assume all risks associated with use of the data provided on this page.




Race Results



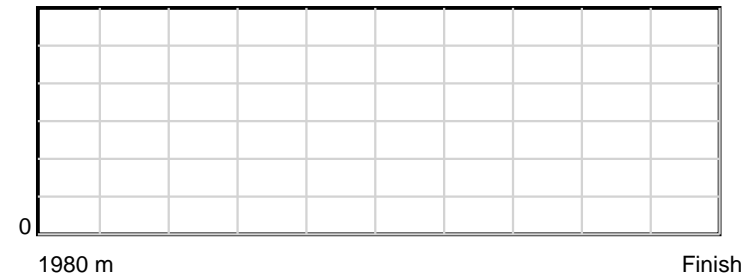
October 01, 2021, Race 11, FIRST DIRECT TAXIS MOBILE PACE, Distance 1980m, Addington - Survey 1980m

Result	TAB no.	Horse (Barrier)	1980 to	1800m to	1600m to	1400m to	1200m to	1000m to	800m to	600m to	400m to	200m to	Total or	Margin
8th	9	Major Memphis (8)												
		Position in running (margin)												
		Sectional time (s)												
		Cumulative time (s)												
		Speed (m/s)												
		Stride length (m)												
		Stride duration (s)												
		Stride efficiency (%)												
		Stride count												


10 m Stride length



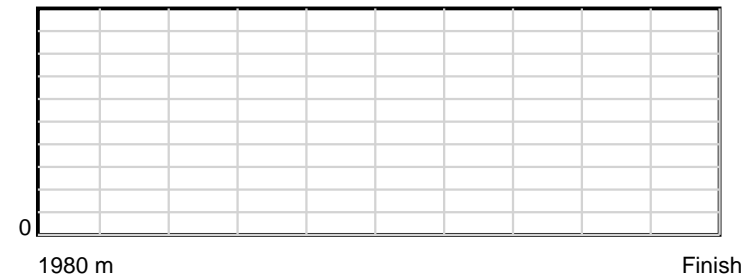
0.6 s Stride duration



20 m/sec Speed



100 % Stride efficiency



Note: Horizontal distance axis grid lines are 200m furlongs.

Disclaimer.

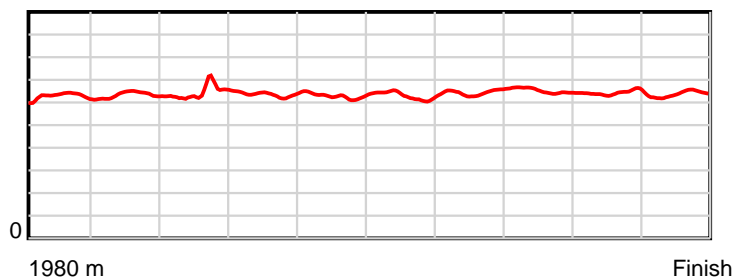
HRNZ and NZMTC and Thoroughbred Ratings Pty Ltd accepts no responsibility for the completeness or accuracy of any of the information contained herein, and makes no representations about its suitability for any particular purpose. Users should make their own judgements about those matters and/or seek independent advice. You assume all risks associated with use of the data provided on this page.

Race Results

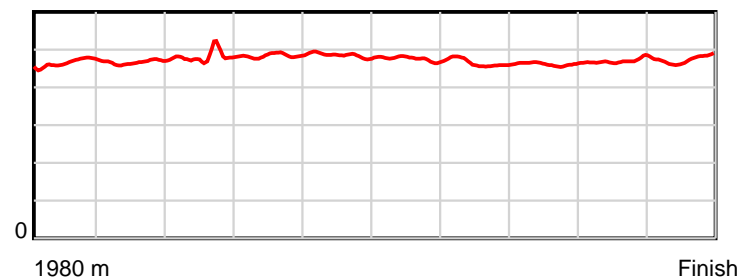
October 01, 2021, Race 11, FIRST DIRECT TAXIS MOBILE PACE, Distance 1980m, Addington - Survey 1980m

Result	TAB no.	Horse (Barrier)	1980 to	1800m to	1600m to	1400m to	1200m to	1000m to	800m to	600m to	400m to	200m to	Total or	Margin
9th	7	Honour Scroll (6)	1800m	1600m	1400m	1200m	1000m	800m	600m	400m	200m	WP	Average	
		Position in running (margin)	-	12(9.4)	11(12.0)	10(10.6)	10(11.1)	10(9.1)	10(9.9)	10(9.2)	11(10.0)	12(15.2)		18.90
		Sectional time (s)	13.27	14.91	14.78	15.20	15.21	15.25	14.38	14.23	14.24	14.97		
		Cumulative time (s)	146.44	133.17	118.26	103.48	88.28	73.07	57.82	43.44	29.21	14.97	2:26.44	
		Speed (m/s)	13.56	13.41	13.53	13.16	13.15	13.11	13.91	14.05	14.04	13.36	13.52	
		Stride length (m)	6.33	6.26	6.49	6.37	6.38	6.24	6.46	6.49	6.61	6.35	6.40	
		Stride duration (s)	0.467	0.467	0.479	0.484	0.485	0.476	0.465	0.462	0.471	0.475	0.473	
		Stride efficiency (%)	62.53	61.29	65.80	63.42	63.58	60.81	65.21	65.81	68.26	62.99	63.94	
		Stride count	28.45	31.93	30.82	31.39	31.35	32.06	30.96	30.82	30.26	31.50	309.54	

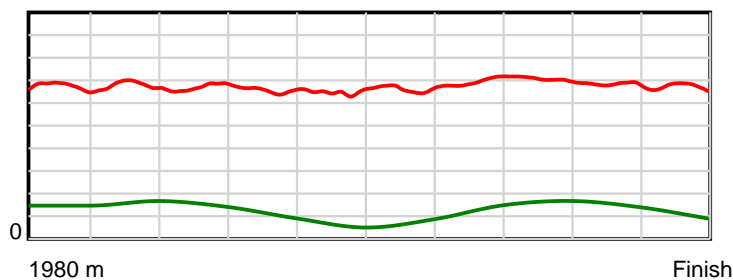
10 m Stride length



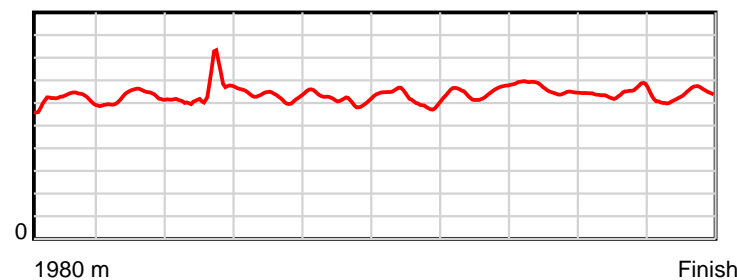
0.6 s Stride duration



20 m/sec Speed



100 % Stride efficiency



Note: Horizontal distance axis grid lines are 200m furlongs.

Disclaimer.

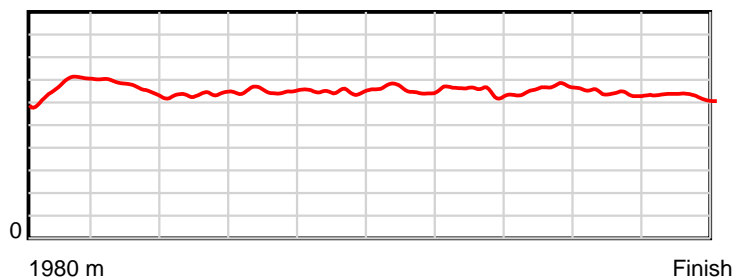
HRNZ and NZMTC and Thoroughbred Ratings Pty Ltd accepts no responsibility for the completeness or accuracy of any of the information contained herein, and makes no representations about its suitability for any particular purpose. Users should make their own judgements about those matters and/or seek independent advice. You assume all risks associated with use of the data provided on this page.

Race Results

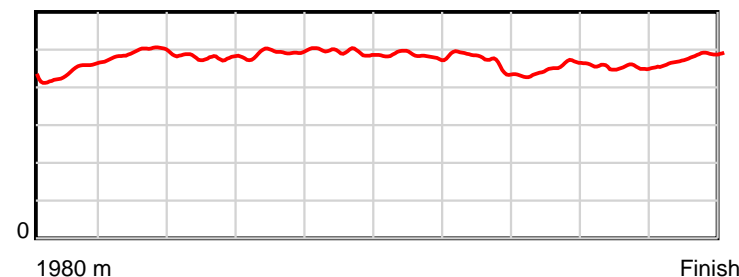
October 01, 2021, Race 11, FIRST DIRECT TAXIS MOBILE PACE, Distance 1980m, Addington - Survey 1980m

Result	TAB no.	Horse (Barrier)	1980 to	1800m to	1600m to	1400m to	1200m to	1000m to	800m to	600m to	400m to	200m to	Total or	Margin
10th	5	Journo (4)	1800m	1600m	1400m	1200m	1000m	800m	600m	400m	200m	WP	Average	
		Position in running (margin)	-	3(0.6)	3(4.1)	4(5.8)	5(5.9)	6(5.7)	6(6.0)	6(5.8)	6(5.6)	8(12.6)		19.00
		Sectional time (s)	11.82	15.06	15.30	15.14	15.51	15.16	14.45	14.07	14.54	15.40		
		Cumulative time (s)	146.45	134.63	119.57	104.27	89.13	73.62	58.46	44.01	29.94	15.40	2:26.45	
		Speed (m/s)	15.23	13.28	13.07	13.21	12.89	13.19	13.84	14.21	13.76	12.99	13.52	
		Stride length (m)	6.69	6.55	6.27	6.49	6.37	6.39	6.48	6.41	6.22	6.24	6.41	
		Stride duration (s)	0.441	0.493	0.480	0.491	0.494	0.485	0.468	0.451	0.453	0.480	0.474	
		Stride efficiency (%)	69.95	67.06	61.49	65.83	63.39	63.89	65.53	64.27	60.52	60.78	64.13	
		Stride count	26.90	30.53	31.88	30.81	31.40	31.28	30.88	31.19	32.14	32.07	309.08	

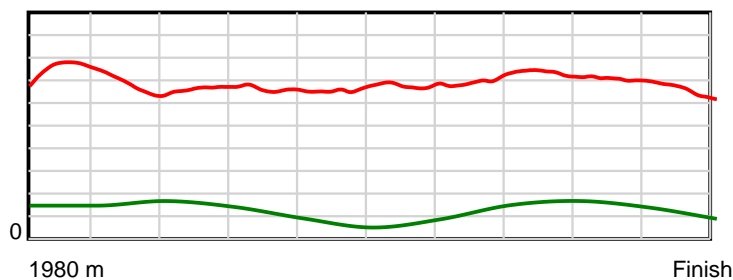
10 m Stride length



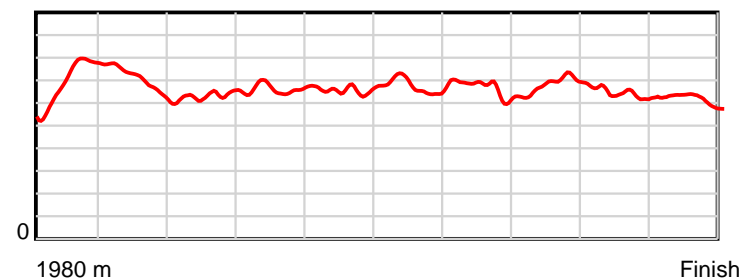
0.6 s Stride duration



20 m/sec Speed



100 % Stride efficiency



Note: Horizontal distance axis grid lines are 200m furlongs.

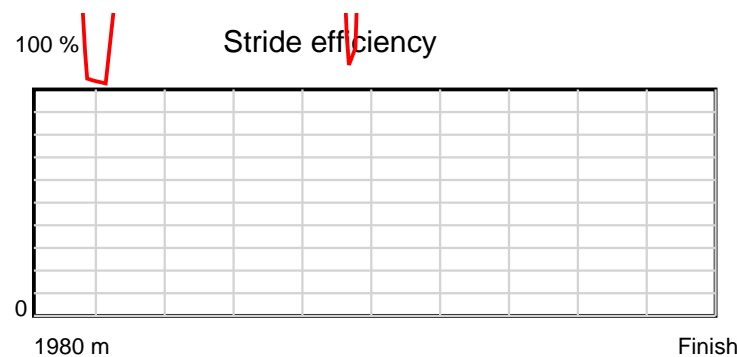
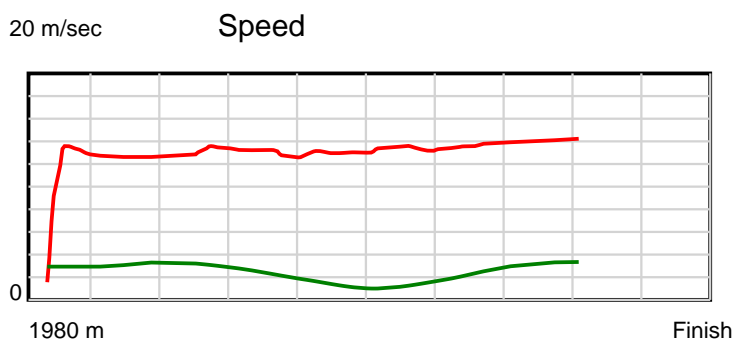
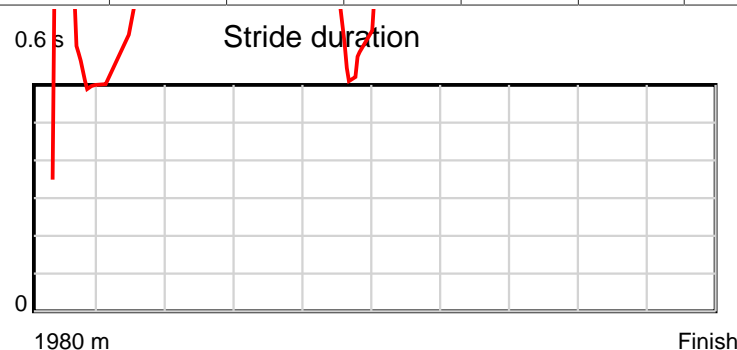
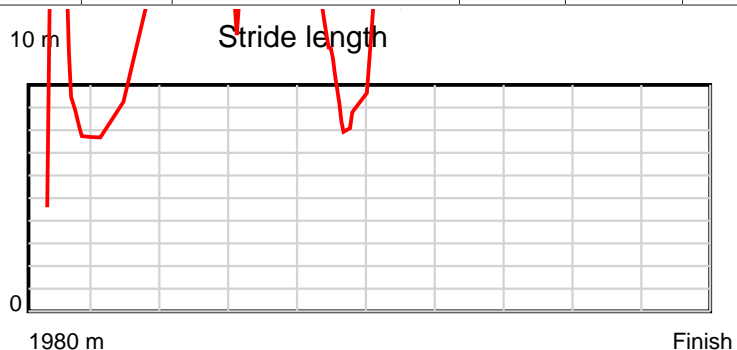
Disclaimer.

HRNZ and NZMTC and Thoroughbred Ratings Pty Ltd accepts no responsibility for the completeness or accuracy of any of the information contained herein, and makes no representations about its suitability for any particular purpose. Users should make their own judgements about those matters and/or seek independent advice. You assume all risks associated with use of the data provided on this page.

Race Results

October 01, 2021, Race 11, FIRST DIRECT TAXIS MOBILE PACE, Distance 1980m, Addington - Survey 1980m

Result	TAB no.	Horse (Barrier)	1980 to	1800m to	1600m to	1400m to	1200m to	1000m to	800m to	600m to	400m to	200m to	Total or	Margin
11th	8	Red Right Hand (7)	1800m	1600m	1400m	1200m	1000m	800m	600m	400m	200m	WP	Average	
		Position in running (margin)	-	13(10.2)	13(13.2)	12(13.2)	13(13.8)	13(13.8)	13(13.5)	12(11.1)	13(11.1)	11(15.1)		19.00
		Sectional time (s)	13.51	14.97	15.02	15.23	15.53	15.06	14.09	14.10	14.05	14.89		
		Cumulative time (s)	146.45	132.94	117.97	102.95	87.72	72.19	57.13	43.04	28.94	14.89	2:26.45	
		Speed (m/s)	13.32	13.36	13.32	13.13	12.88	13.28	14.19	14.18	14.23	13.43	13.52	
		Stride length (m)	8.79	33.37	16.22	9.96	7.84	9.68	10.24	72.60	68.71	64.81	14.85	
		Stride duration (s)	0.658	2.497	1.218	0.758	0.609	0.729	0.721	5.119	4.825	4.825	1.098	
		Stride efficiency (%)	120.66	1739.72	411.24	155.03	96.10	146.27	163.81	8237.45	7376.91	6564.50	344.62	
		Stride count	20.48	5.99	12.33	20.08	25.50	20.67	19.53	2.75	2.91	3.09	133.33	



Note: Horizontal distance axis grid lines are 200m furlongs.

Disclaimer.

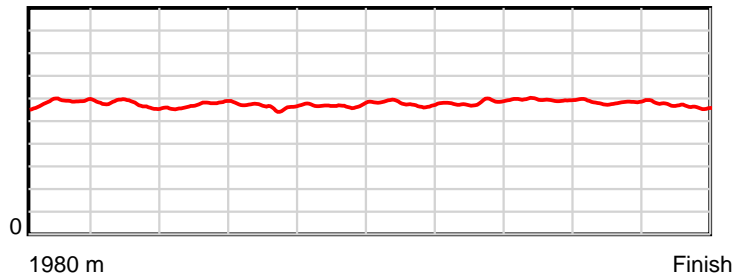
HRNZ and NZMTC and Thoroughbred Ratings Pty Ltd accepts no responsibility for the completeness or accuracy of any of the information contained herein, and makes no representations about its suitability for any particular purpose. Users should make their own judgements about those matters and/or seek independent advice. You assume all risks associated with use of the data provided on this page.

Race Results

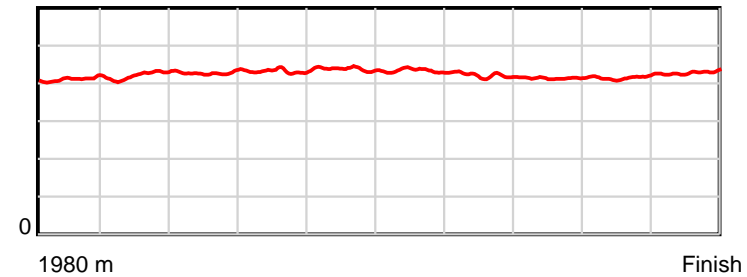
October 01, 2021, Race 11, FIRST DIRECT TAXIS MOBILE PACE, Distance 1980m, Addington - Survey 1980m

Result	TAB no.	Horse (Barrier)	1980 to	1800m to	1600m to	1400m to	1200m to	1000m to	800m to	600m to	400m to	200m to	Total or	Margin
12th	12	Safe Zone (11)	1800m	1600m	1400m	1200m	1000m	800m	600m	400m	200m	WP	Average	
		Position in running (margin)	-	10(7.5)	9(9.4)	7(8.1)	7(8.4)	8(7.9)	8(8.5)	9(8.6)	9(8.5)	10(14.4)		19.30
		Sectional time (s)	12.97	14.80	14.79	15.17	15.46	15.21	14.51	14.07	14.38	15.15		
		Cumulative time (s)	146.51	133.54	118.74	103.95	88.78	73.32	58.11	43.60	29.53	15.15	2:26.51	
		Speed (m/s)	13.88	13.51	13.52	13.18	12.94	13.15	13.78	14.21	13.91	13.20	13.51	
		Stride length (m)	5.86	5.69	5.78	5.69	5.67	5.69	5.81	5.88	5.78	5.66	5.75	
		Stride duration (s)	0.411	0.421	0.427	0.432	0.439	0.433	0.421	0.414	0.415	0.429	0.425	
		Stride efficiency (%)	53.71	50.62	52.19	50.58	50.29	50.66	52.75	54.07	52.16	50.03	51.66	
		Stride count	30.70	35.14	34.61	35.15	35.25	35.13	34.42	34.00	34.62	35.34	344.36	

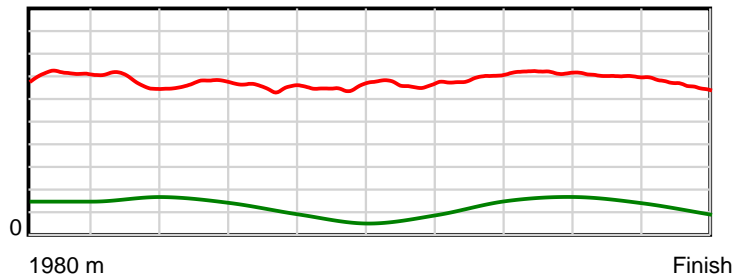
10 m Stride length



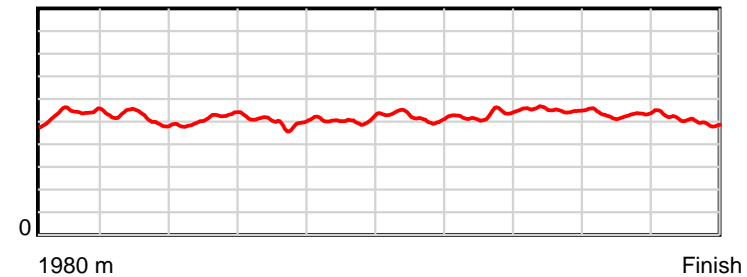
0.6 s Stride duration



20 m/sec Speed



100 % Stride efficiency



Note: Horizontal distance axis grid lines are 200m furlongs.

Disclaimer.

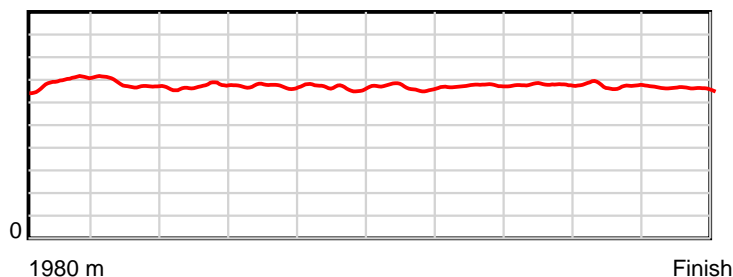
HRNZ and NZMTC and Thoroughbred Ratings Pty Ltd accepts no responsibility for the completeness or accuracy of any of the information contained herein, and makes no representations about its suitability for any particular purpose. Users should make their own judgements about those matters and/or seek independent advice. You assume all risks associated with use of the data provided on this page.

Race Results

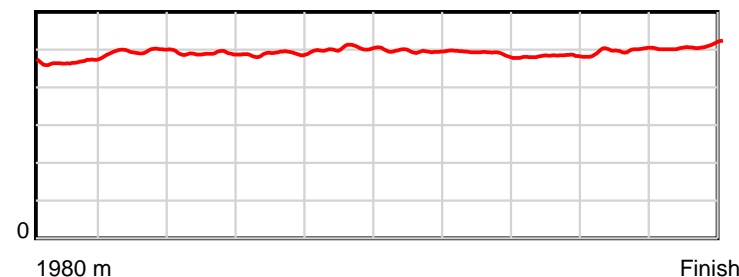
October 01, 2021, Race 11, FIRST DIRECT TAXIS MOBILE PACE, Distance 1980m, Addington - Survey 1980m

Result	TAB no.	Horse (Barrier)	1980 to	1800m to	1600m to	1400m to	1200m to	1000m to	800m to	600m to	400m to	200m to	Total or	Margin
13th	15	Glassy Webb (13)	1800m	1600m	1400m	1200m	1000m	800m	600m	400m	200m	WP	Average	
		Position in running (margin)	-	5(3.7)	7(7.3)	6(6.7)	3(2.9)	3(1.8)	3(2.8)	3(3.0)	7(5.7)	9(14.1)		20.30
		Sectional time (s)	12.44	15.09	14.90	14.50	15.35	15.29	14.53	14.54	14.79	15.27		
		Cumulative time (s)	146.70	134.26	119.17	104.27	89.77	74.42	59.13	44.60	30.06	15.27	2:26.70	
		Speed (m/s)	14.47	13.25	13.42	13.79	13.03	13.08	13.76	13.76	13.52	13.10	13.50	
		Stride length (m)	6.96	6.58	6.57	6.75	6.56	6.48	6.74	6.64	6.75	6.67	6.66	
		Stride duration (s)	0.467	0.497	0.489	0.489	0.503	0.496	0.489	0.483	0.499	0.509	0.494	
		Stride efficiency (%)	75.78	67.74	67.36	71.17	67.21	65.67	70.93	68.90	71.29	69.56	69.41	
		Stride count	25.85	30.38	30.46	29.64	30.50	30.85	29.69	30.12	29.61	29.98	297.08	

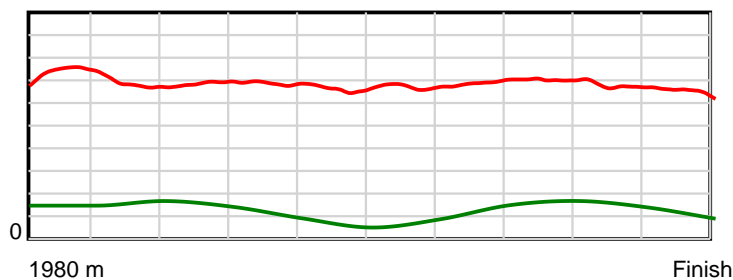
10 m Stride length



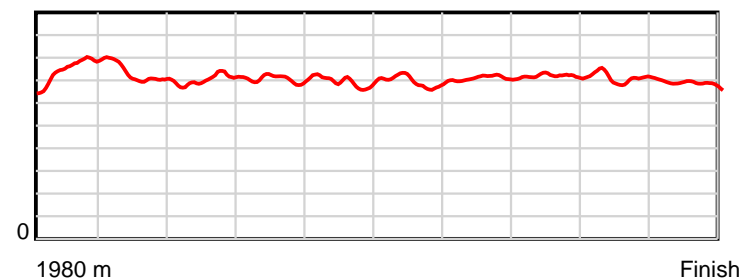
0.6 s Stride duration



20 m/sec Speed



100 % Stride efficiency



Note: Horizontal distance axis grid lines are 200m furlongs.

Disclaimer.

HRNZ and NZMTC and Thoroughbred Ratings Pty Ltd accepts no responsibility for the completeness or accuracy of any of the information contained herein, and makes no representations about its suitability for any particular purpose. Users should make their own judgements about those matters and/or seek independent advice. You assume all risks associated with use of the data provided on this page.



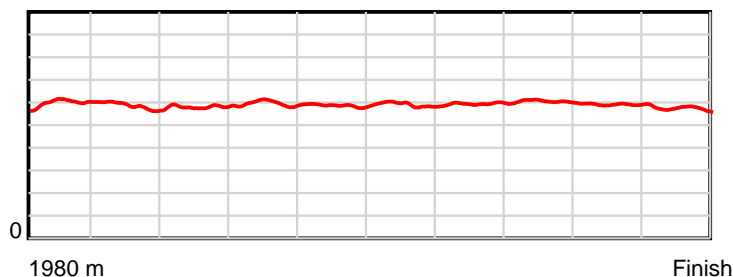
Race Results



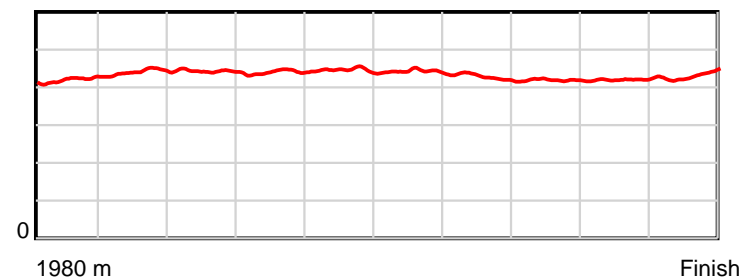
October 01, 2021, Race 11, FIRST DIRECT TAXIS MOBILE PACE, Distance 1980m, Addington - Survey 1980m

Result	TAB no.	Horse (Barrier)	1980 to	1800m to	1600m to	1400m to	1200m to	1000m to	800m to	600m to	400m to	200m to	Total or	Margin
14th	3	Aveross Rustle... (3)	1800m	1600m	1400m	1200m	1000m	800m	600m	400m	200m	WP	Average	
		Position in running (margin)	-	8(5.0)	12(12.0)	13(15.3)	12(13.7)	12(11.7)	11(11.7)	13(11.4)	12(11.0)	13(16.6)		21.00
		Sectional time (s)	12.53	15.65	15.56	14.85	15.21	15.12	14.44	14.03	14.33	15.10		
		Cumulative time (s)	146.82	134.29	118.64	103.08	88.23	73.02	57.90	43.46	29.43	15.10	2:26.82	
		Speed (m/s)	14.36	12.78	12.85	13.47	13.15	13.23	13.85	14.26	13.96	13.25	13.49	
		Stride length (m)	5.98	5.63	5.70	5.92	5.86	5.85	5.92	5.97	5.88	5.72	5.84	
		Stride duration (s)	0.420	0.440	0.443	0.440	0.446	0.442	0.427	0.419	0.421	0.431	0.433	
		Stride efficiency (%)	55.97	49.48	50.78	54.78	53.67	53.53	54.78	55.79	53.96	51.05	53.29	
		Stride count	30.08	35.54	35.08	33.78	34.13	34.17	33.78	33.47	34.04	34.99	339.06	

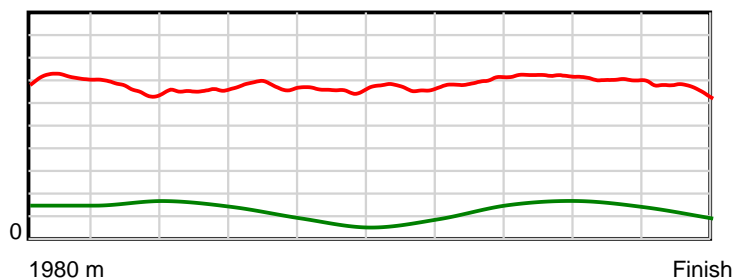
10 m Stride length



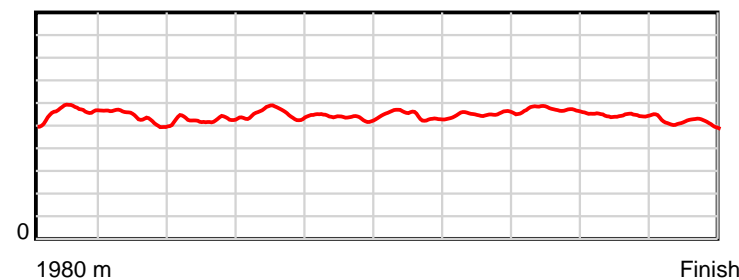
0.6 s Stride duration



20 m/sec Speed



100 % Stride efficiency



Note: Horizontal distance axis grid lines are 200m furlongs.

Disclaimer.

HRNZ and NZMTC and Thoroughbred Ratings Pty Ltd accepts no responsibility for the completeness or accuracy of any of the information contained herein, and makes no representations about its suitability for any particular purpose. Users should make their own judgements about those matters and/or seek independent advice. You assume all risks associated with use of the data provided on this page.