



Race Results

NZ Metropolitan Trotting Club Inc, HRNZ, October 01, 2021

Compilation date: October 1, 2021, 9:05:54 PM (NZDT)

Copyright © 2021 HRNZ and NZMTC. All rights reserved.

Trademarks.

StrideMASTER is a registered trademark of Thoroughbred Ratings Pty Ltd.

Disclaimer.

HRNZ and NZMTC and Thoroughbred Ratings Pty Ltd accepts no responsibility for the completeness or accuracy of any of the information contained herein, and makes no representations about its suitability for any particular purpose. Users should make their own judgements about those matters and/or seek independent advice. You assume all risks associated with use of the data provided on this page.



Race Results



October 01, 2021, Race 9, FAHEY FENCE HIRE TROT, Distance 2600m, Addington - Survey 3200m

Result	TAB no.	Horse (Barrier)	2600 to	2400m to
1st	11	Harold Smith (12)	2400m	2200m
		Position in running (margin)	-	4(4.6)
		Sectional time (s)	18.03	14.99
		Cumulative time (s)	199.84	181.81
		Speed (m/s)	11.09	13.34
		Stride length (m)	5.71	6.29
		Stride duration (s)	0.493	0.471
		Stride efficiency (%)	50.92	61.82
		Stride count	35.04	31.80

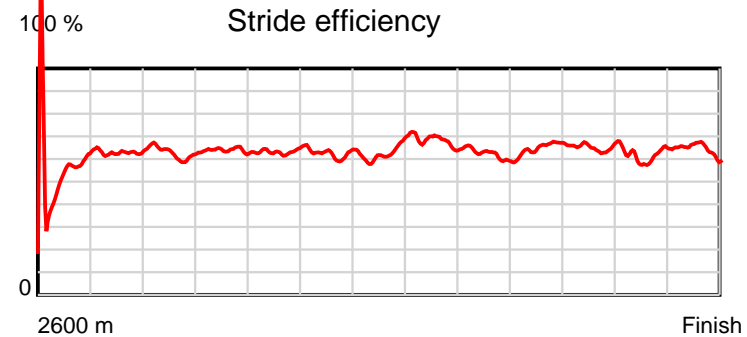
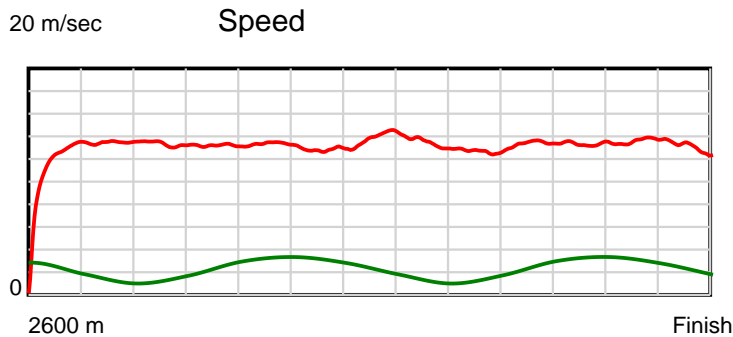
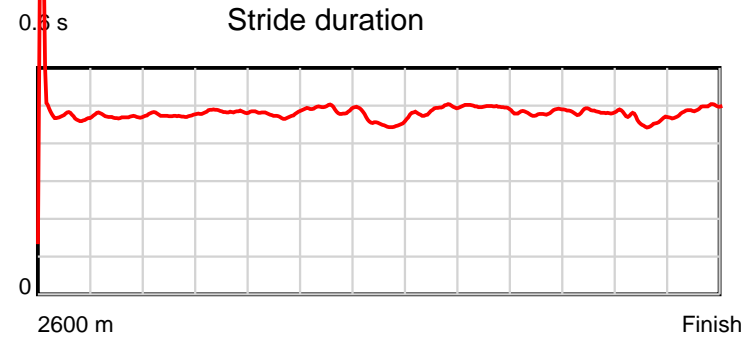
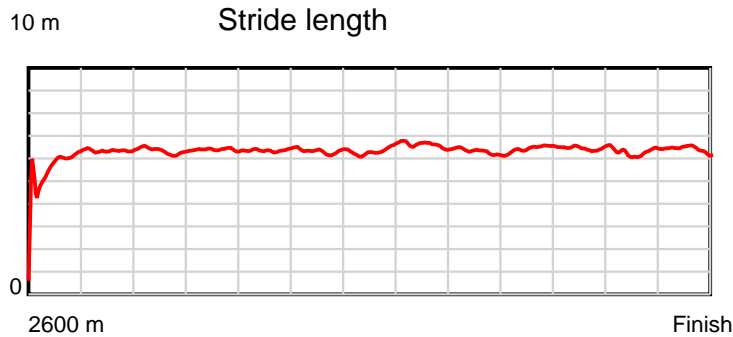
Disclaimer.

HRNZ and NZMTC and Thoroughbred Ratings Pty Ltd accepts no responsibility for the completeness or accuracy of any of the information contained herein, and makes no representations about its suitability for any particular purpose. Users should make their own judgements about those matters and/or seek independent advice. You assume all risks associated with use of the data provided on this page.

Race Results

October 01, 2021, Race 9, FAHEY FENCE HIRE TROT, Distance 2600m, Addington - Survey 3200m

Result	TAB no.	Horse (Barrier)	2200m to	2000m to	1800m to	1600m to	1400m to	1200m to	1000m to	800m to	600m to	400m to	200m to	Total or	Margin
1st	11	Harold Smith (12)	2000m	1800m	1600m	1400m	1200m	1000m	800m	600m	400m	200m	WP	Average	
		Position in running (margin)	4(6.9)	4(6.3)	3(3.8)	1(0.0)	1(0.0)	2(0.7)	2(1.5)	2(2.1)	2(1.6)	3(1.9)	2(0.1)		0.00
		Sectional time (s)	15.30	15.28	15.34	15.72	14.28	14.87	16.02	14.87	15.16	14.60	15.38		
		Cumulative time (s)	166.82	151.52	136.24	120.90	105.18	90.90	76.03	60.01	45.14	29.98	15.38	3:19.84	
		Speed (m/s)	13.07	13.09	13.04	12.72	14.01	13.45	12.48	13.45	13.19	13.70	13.00	13.01	
		Stride length (m)	6.20	6.34	6.23	6.25	6.40	6.59	6.18	6.49	6.39	6.31	6.40	6.28	
		Stride duration (s)	0.474	0.484	0.478	0.491	0.457	0.490	0.495	0.483	0.484	0.461	0.492	0.483	
		Stride efficiency (%)	60.09	62.79	60.58	61.08	63.93	67.90	59.71	65.85	63.71	62.29	63.98	61.70	
		Stride count	32.25	31.55	32.12	31.99	31.27	30.34	32.36	30.81	31.32	31.68	31.26	413.79	



Note: Horizontal distance axis grid lines are 200m furlongs.

Disclaimer.

HRNZ and NZMTC and Thoroughbred Ratings Pty Ltd accepts no responsibility for the completeness or accuracy of any of the information contained herein, and makes no representations about its suitability for any particular purpose. Users should make their own judgements about those matters and/or seek independent advice. You assume all risks associated with use of the data provided on this page.



Race Results



October 01, 2021, Race 9, FAHEY FENCE HIRE TROT, Distance 2600m, Addington - Survey 3200m

Result	TAB no.	Horse (Barrier)	2600 to	2400m to
2nd	18	Hide N Speak (1)	2400m	2200m
		Position in running (margin)	-	7(6.8)
		Sectional time (s)	18.43	15.52
		Cumulative time (s)	200.13	181.70
		Speed (m/s)	10.85	12.89
		Stride length (m)	5.49	5.82
		Stride duration (s)	0.454	0.452
		Stride efficiency (%)	47.16	52.98
		Stride count	36.41	34.35

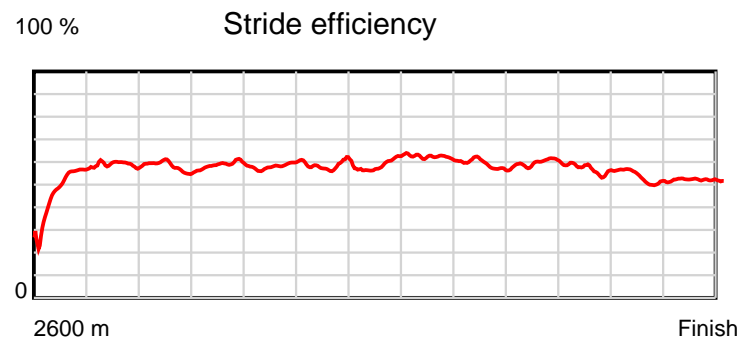
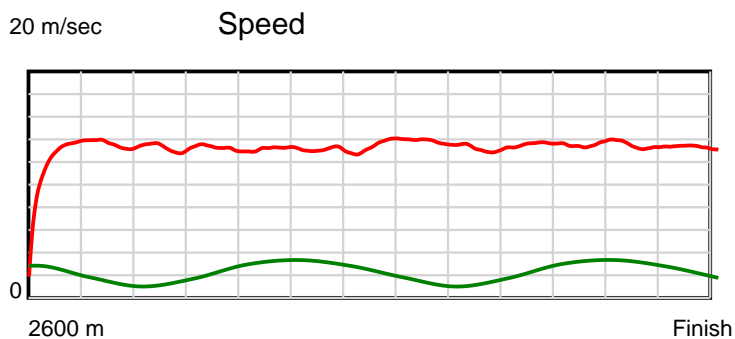
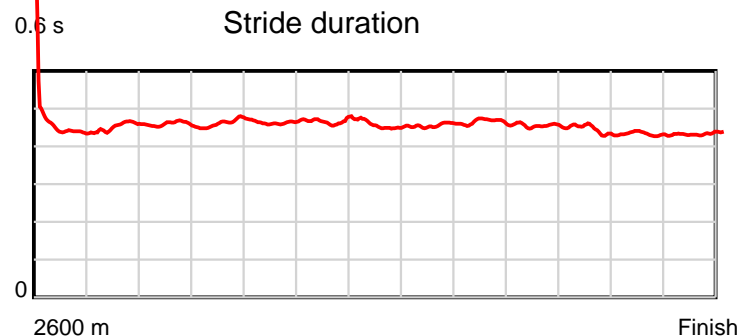
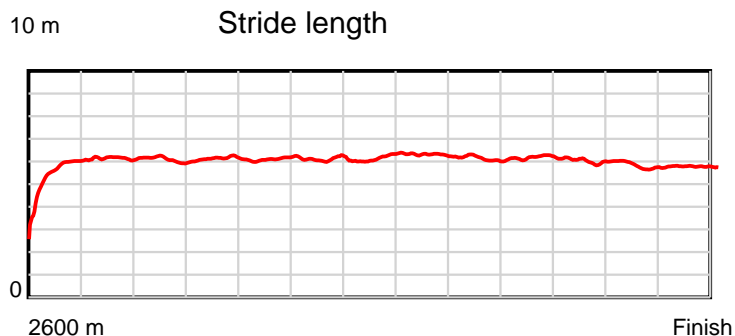
Disclaimer.

HRNZ and NZMTC and Thoroughbred Ratings Pty Ltd accepts no responsibility for the completeness or accuracy of any of the information contained herein, and makes no representations about its suitability for any particular purpose. Users should make their own judgements about those matters and/or seek independent advice. You assume all risks associated with use of the data provided on this page.

Race Results

October 01, 2021, Race 9, FAHEY FENCE HIRE TROT, Distance 2600m, Addington - Survey 3200m

Result	TAB no.	Horse (Barrier)	2200m to	2000m to	1800m to	1600m to	1400m to	1200m to	1000m to	800m to	600m to	400m to	200m to	Total or	Margin
2nd	18	Hide N Speak (1)	2000m	1800m	1600m	1400m	1200m	1000m	800m	600m	400m	200m	WP	Average	
		Position in running (margin)	7(12.2)	7(13.1)	7(8.7)	5(5.3)	5(2.1)	5(5.9)	6(6.4)	5(5.4)	4(4.0)	4(3.0)	5(3.1)		1.60
		Sectional time (s)	15.56	14.96	15.40	15.18	14.81	14.81	15.75	14.73	14.93	14.93	15.12		
		Cumulative time (s)	166.18	150.62	135.66	120.26	105.08	90.27	75.46	59.71	44.98	30.05	15.12	3:20.13	
		Speed (m/s)	12.85	13.37	12.99	13.18	13.50	13.50	12.70	13.58	13.40	13.40	13.23	12.99	
		Stride length (m)	5.90	6.19	6.02	6.13	6.15	6.16	5.90	6.17	5.93	5.80	5.74	5.95	
		Stride duration (s)	0.459	0.463	0.464	0.466	0.456	0.456	0.465	0.454	0.443	0.433	0.434	0.458	
		Stride efficiency (%)	54.35	59.81	56.64	58.77	59.11	59.22	54.43	59.41	55.03	52.61	51.44	55.26	
		Stride count	33.91	32.33	33.22	32.61	32.52	32.49	33.89	32.44	33.70	34.47	34.86	437.20	



Note: Horizontal distance axis grid lines are 200m furlongs.

Disclaimer.

HRNZ and NZMTC and Thoroughbred Ratings Pty Ltd accepts no responsibility for the completeness or accuracy of any of the information contained herein, and makes no representations about its suitability for any particular purpose. Users should make their own judgements about those matters and/or seek independent advice. You assume all risks associated with use of the data provided on this page.



Race Results



October 01, 2021, Race 9, FAHEY FENCE HIRE TROT, Distance 2600m, Addington - Survey 3200m

Result	TAB no.	Horse (Barrier)	2600 to	2400m to
3rd	13	Prince Teka (14)	2400m	2200m
		Position in running (margin)	-	1(0.0)
		Sectional time (s)	17.36	14.62
		Cumulative time (s)	200.15	182.79
		Speed (m/s)	11.52	13.68
		Stride length (m)	5.57	6.10
		Stride duration (s)	0.456	0.446
		Stride efficiency (%)	48.52	58.21
		Stride count	35.89	32.77

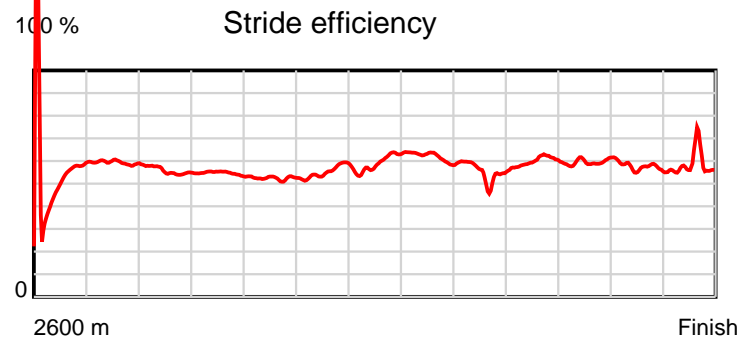
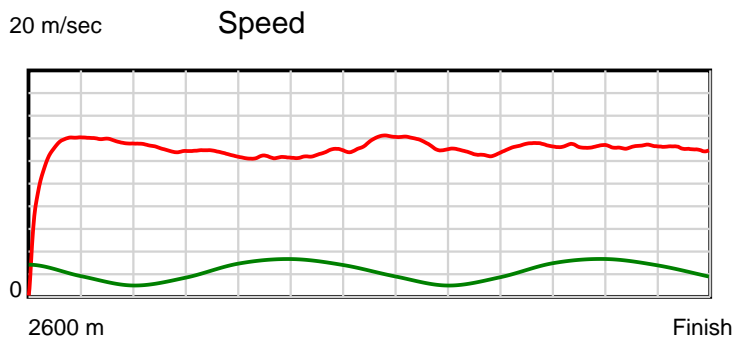
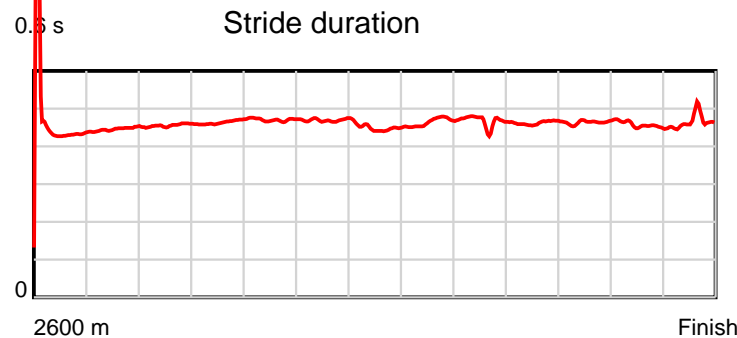
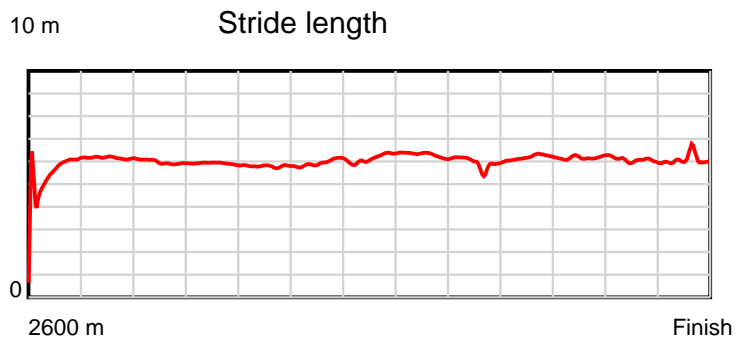
Disclaimer.

HRNZ and NZMTC and Thoroughbred Ratings Pty Ltd accepts no responsibility for the completeness or accuracy of any of the information contained herein, and makes no representations about its suitability for any particular purpose. Users should make their own judgements about those matters and/or seek independent advice. You assume all risks associated with use of the data provided on this page.

Race Results

October 01, 2021, Race 9, FAHEY FENCE HIRE TROT, Distance 2600m, Addington - Survey 3200m

Result	TAB no.	Horse (Barrier)	2200m to	2000m to	1800m to	1600m to	1400m to	1200m to	1000m to	800m to	600m to	400m to	200m to	Total or	Margin
3rd	13	Prince Teka (14)	2000m	1800m	1600m	1400m	1200m	1000m	800m	600m	400m	200m	WP	Average	
		Position in running (margin)	1(0.0)	1(0.0)	1(0.0)	2(1.4)	3(1.0)	4(3.9)	3(4.1)	4(4.3)	5(4.1)	5(3.7)	3(2.2)		1.80
		Sectional time (s)	15.40	15.70	16.20	15.66	14.65	14.78	15.94	14.92	15.03	14.67	15.22		
		Cumulative time (s)	168.17	152.77	137.07	120.87	105.21	90.56	75.78	59.84	44.92	29.89	15.22	3:20.15	
		Speed (m/s)	12.99	12.74	12.35	12.77	13.65	13.53	12.55	13.40	13.31	13.63	13.14	12.99	
		Stride length (m)	5.92	5.91	5.81	6.00	6.13	6.29	5.85	6.20	6.17	6.22	6.08	6.01	
		Stride duration (s)	0.456	0.464	0.471	0.469	0.449	0.465	0.467	0.462	0.464	0.456	0.462	0.463	
		Stride efficiency (%)	54.70	54.59	52.72	56.20	58.79	61.79	53.54	60.01	59.55	60.39	57.67	56.49	
		Stride count	33.80	33.84	34.43	33.35	32.61	31.81	34.17	32.27	32.40	32.17	32.92	432.43	



Note: Horizontal distance axis grid lines are 200m furlongs.

Disclaimer.

HRNZ and NZMTC and Thoroughbred Ratings Pty Ltd accepts no responsibility for the completeness or accuracy of any of the information contained herein, and makes no representations about its suitability for any particular purpose. Users should make their own judgements about those matters and/or seek independent advice. You assume all risks associated with use of the data provided on this page.



Race Results



October 01, 2021, Race 9, FAHEY FENCE HIRE TROT, Distance 2600m, Addington - Survey 3200m

Result	TAB no.	Horse (Barrier)	2600 to	2400m to
4th	5	Idle Stuardia (7)	2400m	2200m
		Position in running (margin)	-	3(2.4)
		Sectional time (s)	17.85	15.06
		Cumulative time (s)	200.21	182.36
		Speed (m/s)	11.21	13.28
		Stride length (m)	5.79	6.89
		Stride duration (s)	0.505	0.519
		Stride efficiency (%)	52.33	74.10
		Stride count	34.56	29.04

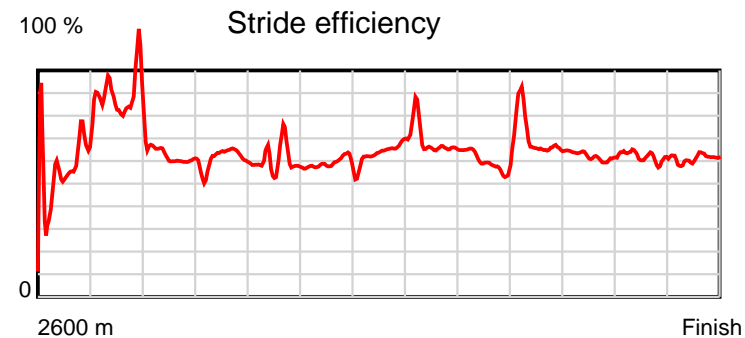
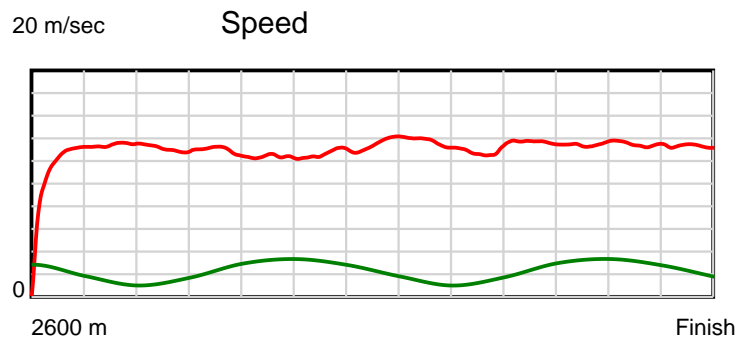
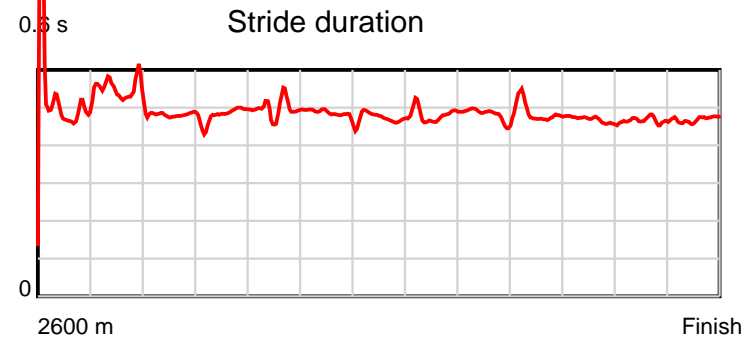
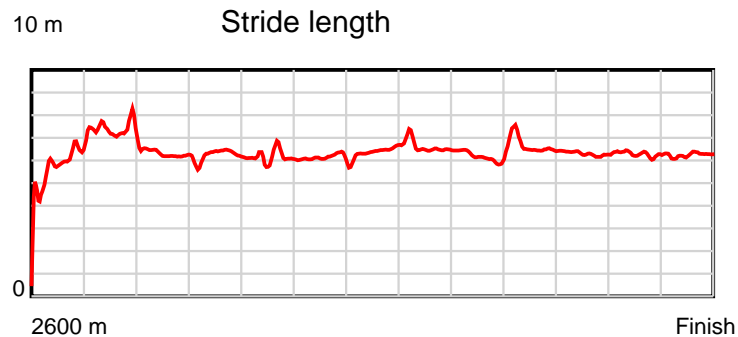
Disclaimer.

HRNZ and NZMTC and Thoroughbred Ratings Pty Ltd accepts no responsibility for the completeness or accuracy of any of the information contained herein, and makes no representations about its suitability for any particular purpose. Users should make their own judgements about those matters and/or seek independent advice. You assume all risks associated with use of the data provided on this page.

Race Results

October 01, 2021, Race 9, FAHEY FENCE HIRE TROT, Distance 2600m, Addington - Survey 3200m

Result	TAB no.	Horse (Barrier)	2200m to	2000m to	1800m to	1600m to	1400m to	1200m to	1000m to	800m to	600m to	400m to	200m to	Total or	Margin
4th	5	Idle Stuartia (7)	2000m	1800m	1600m	1400m	1200m	1000m	800m	600m	400m	200m	WP	Average	
		Position in running (margin)	3(5.1)	3(5.5)	4(4.4)	6(5.4)	7(4.5)	8(8.3)	7(8.4)	9(7.4)	8(5.4)	7(4.5)	6(4.2)		2.10
		Sectional time (s)	15.47	15.52	16.13	15.58	14.81	14.75	15.75	14.62	14.96	14.85	14.86		
		Cumulative time (s)	167.30	151.83	136.31	120.18	104.60	89.79	75.04	59.29	44.67	29.71	14.86	3:20.21	
		Speed (m/s)	12.93	12.89	12.40	12.84	13.50	13.56	12.70	13.68	13.37	13.47	13.46	12.99	
		Stride length (m)	6.23	6.16	6.09	6.15	6.43	6.50	6.11	6.58	6.23	6.26	6.31	6.28	
		Stride duration (s)	0.482	0.478	0.491	0.479	0.476	0.480	0.481	0.481	0.466	0.465	0.469	0.483	
		Stride efficiency (%)	60.67	59.31	57.93	59.05	64.59	66.08	58.31	67.71	60.73	61.15	62.29	61.55	
		Stride count	32.10	32.46	32.85	32.54	31.11	30.76	32.74	30.38	32.08	31.97	31.68	414.27	



Note: Horizontal distance axis grid lines are 200m furlongs.

Disclaimer.

HRNZ and NZMTC and Thoroughbred Ratings Pty Ltd accepts no responsibility for the completeness or accuracy of any of the information contained herein, and makes no representations about its suitability for any particular purpose. Users should make their own judgements about those matters and/or seek independent advice. You assume all risks associated with use of the data provided on this page.



Race Results



October 01, 2021, Race 9, FAHEY FENCE HIRE TROT, Distance 2600m, Addington - Survey 3200m

Result	TAB no.	Horse (Barrier)	2600 to	2400m to
5th	8	Regal Appointm... (10)	2400m	2200m
		Position in running (margin)	-	2(0.3)
		Sectional time (s)	17.21	14.99
		Cumulative time (s)	200.23	183.02
		Speed (m/s)	11.62	13.34
		Stride length (m)	5.48	6.07
		Stride duration (s)	0.474	0.455
		Stride efficiency (%)	46.99	57.65
		Stride count	36.47	32.93

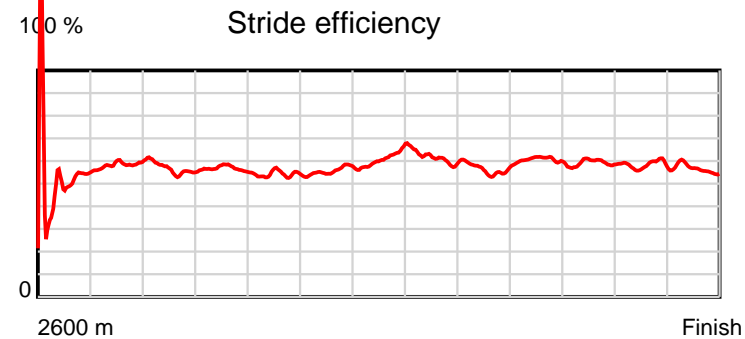
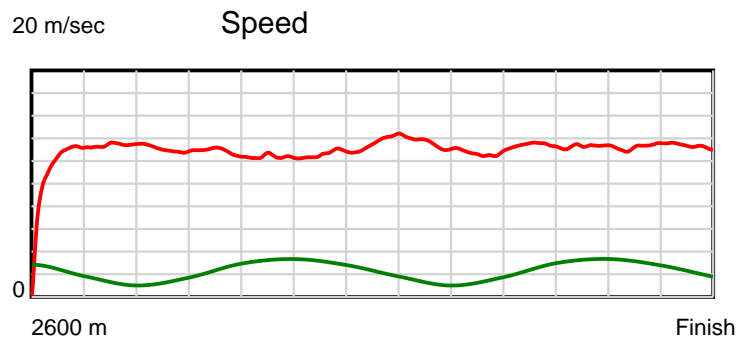
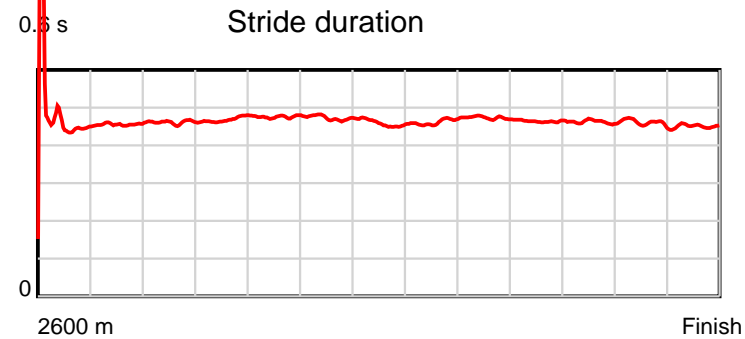
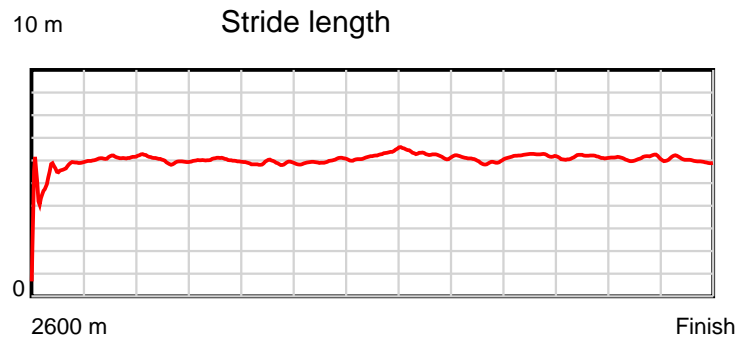
Disclaimer.

HRNZ and NZMTC and Thoroughbred Ratings Pty Ltd accepts no responsibility for the completeness or accuracy of any of the information contained herein, and makes no representations about its suitability for any particular purpose. Users should make their own judgements about those matters and/or seek independent advice. You assume all risks associated with use of the data provided on this page.

Race Results

October 01, 2021, Race 9, FAHEY FENCE HIRE TROT, Distance 2600m, Addington - Survey 3200m

Result	TAB no.	Horse (Barrier)	2200m to	2000m to	1800m to	1600m to	1400m to	1200m to	1000m to	800m to	600m to	400m to	200m to	Total or	Margin
5th	8	Regal Appointm... (10)	2000m	1800m	1600m	1400m	1200m	1000m	800m	600m	400m	200m	WP	Average	
		Position in running (margin)	2(2.6)	2(3.3)	2(2.0)	4(3.6)	6(3.5)	6(6.6)	5(5.6)	6(5.7)	7(5.4)	8(6.0)	7(4.9)		2.20
		Sectional time (s)	15.52	15.48	16.24	15.70	14.69	14.56	15.93	14.90	15.20	14.73	15.08		
		Cumulative time (s)	168.03	152.51	137.03	120.79	105.09	90.40	75.84	59.91	45.01	29.81	15.08	3:20.23	
		Speed (m/s)	12.89	12.92	12.32	12.74	13.61	13.74	12.55	13.42	13.16	13.58	13.26	12.99	
		Stride length (m)	5.95	6.05	5.86	6.02	6.24	6.34	5.94	6.23	6.08	6.25	5.98	6.03	
		Stride duration (s)	0.462	0.469	0.476	0.473	0.459	0.462	0.473	0.464	0.462	0.460	0.451	0.464	
		Stride efficiency (%)	55.25	57.26	53.67	56.62	60.92	62.88	55.09	60.57	57.71	61.04	55.90	56.83	
		Stride count	33.63	33.04	34.13	33.23	32.03	31.53	33.68	32.12	32.91	32.00	33.44	431.14	



Note: Horizontal distance axis grid lines are 200m furlongs.

Disclaimer.

HRNZ and NZMTC and Thoroughbred Ratings Pty Ltd accepts no responsibility for the completeness or accuracy of any of the information contained herein, and makes no representations about its suitability for any particular purpose. Users should make their own judgements about those matters and/or seek independent advice. You assume all risks associated with use of the data provided on this page.



Race Results



October 01, 2021, Race 9, FAHEY FENCE HIRE TROT, Distance 2600m, Addington - Survey 3200m

Result	TAB no.	Horse (Barrier)	2600 to	2400m to
6th	16	KD Hawk (3)	2400m	2200m
		Position in running (margin)	-	9(9.1)
		Sectional time (s)	18.87	15.52
		Cumulative time (s)	200.59	181.72
		Speed (m/s)	10.60	12.89
		Stride length (m)	5.46	6.00
		Stride duration (s)	0.473	0.466
		Stride efficiency (%)	46.56	56.28
		Stride count	36.64	33.33

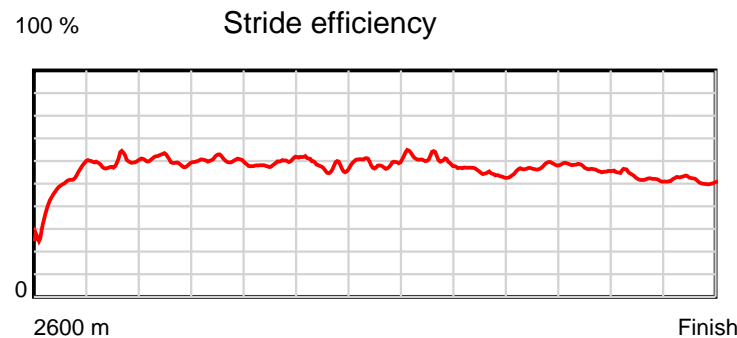
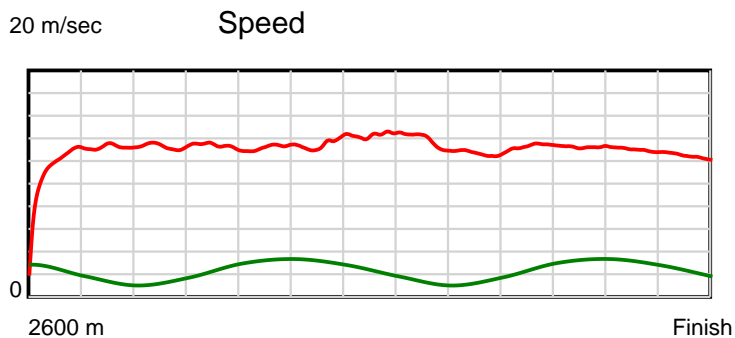
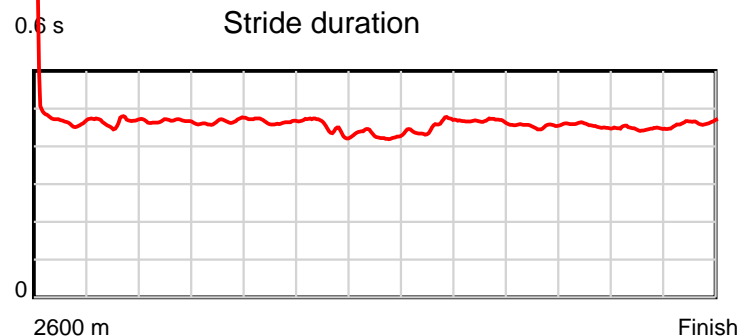
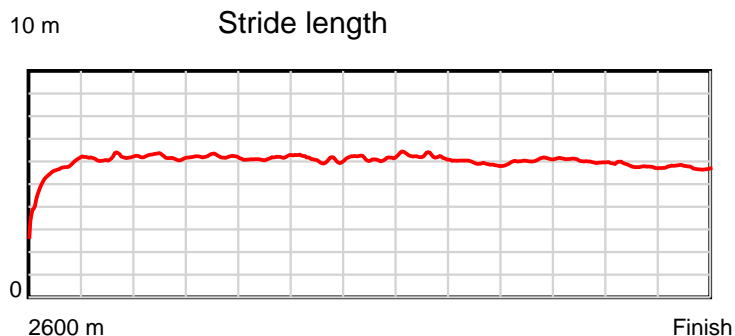
Disclaimer.

HRNZ and NZMTC and Thoroughbred Ratings Pty Ltd accepts no responsibility for the completeness or accuracy of any of the information contained herein, and makes no representations about its suitability for any particular purpose. Users should make their own judgements about those matters and/or seek independent advice. You assume all risks associated with use of the data provided on this page.

Race Results

October 01, 2021, Race 9, FAHEY FENCE HIRE TROT, Distance 2600m, Addington - Survey 3200m

Result	TAB no.	Horse (Barrier)	2200m to	2000m to	1800m to	1600m to	1400m to	1200m to	1000m to	800m to	600m to	400m to	200m to	Total or	Margin
6th	16	KD Hawk (3)	2000m	1800m	1600m	1400m	1200m	1000m	800m	600m	400m	200m	WP	Average	
		Position in running (margin)	8(14.5)	8(14.7)	8(10.4)	8(7.1)	4(1.6)	1(0.0)	1(0.0)	1(0.0)	1(0.0)	1(0.0)	1(0.0)		4.20
		Sectional time (s)	15.43	14.99	15.42	14.81	13.90	14.74	15.92	14.95	15.10	14.91	16.03		
		Cumulative time (s)	166.20	150.77	135.78	120.36	105.55	91.65	76.91	60.99	46.04	30.94	16.03	3:20.59	
		Speed (m/s)	12.96	13.34	12.97	13.50	14.39	13.57	12.56	13.38	13.25	13.41	12.48	12.96	
		Stride length (m)	6.05	6.21	6.03	6.07	6.20	6.15	5.86	6.08	6.01	5.99	5.79	5.99	
		Stride duration (s)	0.466	0.466	0.465	0.449	0.431	0.453	0.466	0.455	0.454	0.446	0.464	0.462	
		Stride efficiency (%)	57.14	60.33	56.81	57.54	60.10	59.16	53.60	57.85	56.39	56.07	52.34	55.98	
		Stride count	33.07	32.19	33.17	32.96	32.25	32.51	34.15	32.87	33.29	33.39	34.56	434.38	



Note: Horizontal distance axis grid lines are 200m furlongs.

Disclaimer.

HRNZ and NZMTC and Thoroughbred Ratings Pty Ltd accepts no responsibility for the completeness or accuracy of any of the information contained herein, and makes no representations about its suitability for any particular purpose. Users should make their own judgements about those matters and/or seek independent advice. You assume all risks associated with use of the data provided on this page.



Race Results



October 01, 2021, Race 9, FAHEY FENCE HIRE TROT, Distance 2600m, Addington - Survey 3200m

Result	TAB no.	Horse (Barrier)	2600 to	2400m to
7th	9	Luminosity (11)	2400m	2200m
		Position in running (margin)	-	5(4.9)
		Sectional time (s)	18.00	15.12
		Cumulative time (s)	200.74	182.74
		Speed (m/s)	11.11	13.23
		Stride length (m)	5.67	6.34
		Stride duration (s)	0.498	0.480
		Stride efficiency (%)	50.17	62.86
		Stride count	35.30	31.53

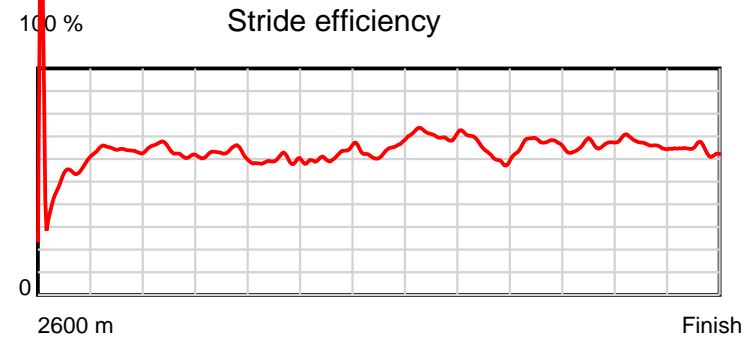
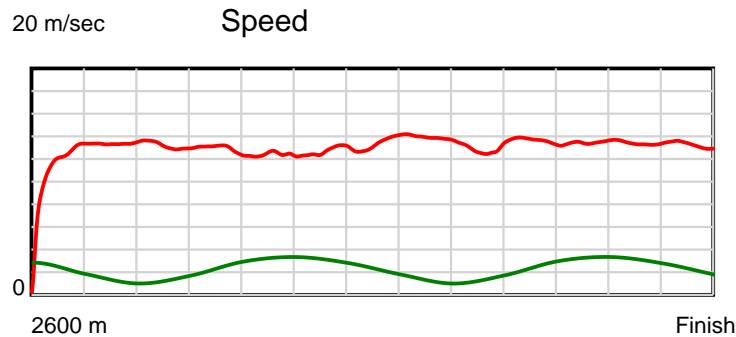
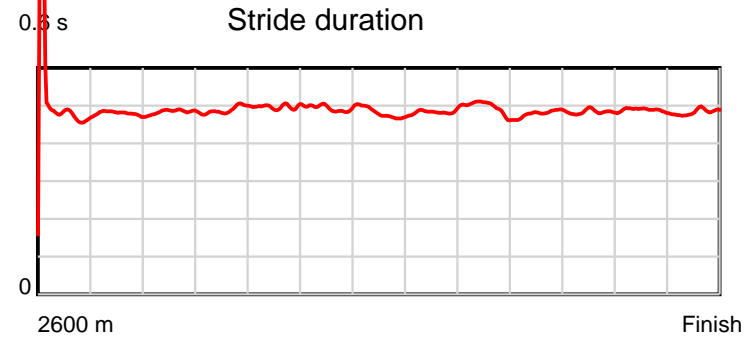
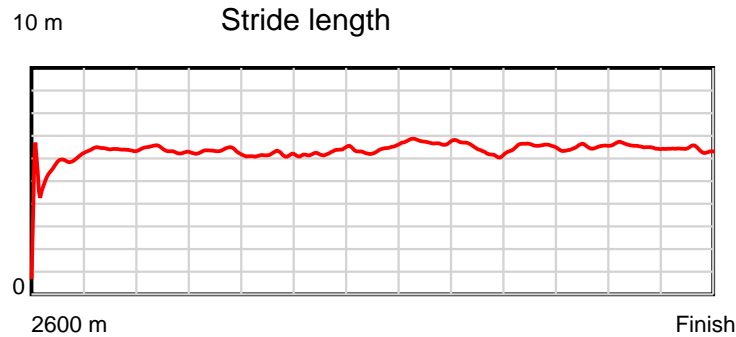
Disclaimer.

HRNZ and NZMTC and Thoroughbred Ratings Pty Ltd accepts no responsibility for the completeness or accuracy of any of the information contained herein, and makes no representations about its suitability for any particular purpose. Users should make their own judgements about those matters and/or seek independent advice. You assume all risks associated with use of the data provided on this page.

Race Results

October 01, 2021, Race 9, FAHEY FENCE HIRE TROT, Distance 2600m, Addington - Survey 3200m

Result	TAB no.	Horse (Barrier)	2200m to	2000m to	1800m to	1600m to	1400m to	1200m to	1000m to	800m to	600m to	400m to	200m to	Total or	Margin
7th	9	Luminosity (11)	2000m	1800m	1600m	1400m	1200m	1000m	800m	600m	400m	200m	WP	Average	
		Position in running (margin)	5(7.9)	5(7.5)	5(5.9)	7(6.9)	9(7.0)	9(11.7)	9(11.1)	10(9.1)	9(7.4)	9(6.8)	9(7.0)		5.00
		Sectional time (s)	15.33	15.44	16.14	15.73	14.96	14.64	15.59	14.67	14.99	14.94	15.19		
		Cumulative time (s)	167.62	152.29	136.85	120.71	104.98	90.02	75.38	59.79	45.12	30.13	15.19	3:20.74	
		Speed (m/s)	13.05	12.95	12.39	12.71	13.37	13.66	12.83	13.63	13.34	13.39	13.17	12.95	
		Stride length (m)	6.32	6.33	6.16	6.28	6.41	6.63	6.32	6.55	6.45	6.54	6.38	6.33	
		Stride duration (s)	0.484	0.489	0.497	0.494	0.480	0.485	0.493	0.480	0.483	0.488	0.485	0.489	
		Stride efficiency (%)	62.39	62.71	59.34	61.59	64.24	68.63	62.46	67.06	64.92	66.76	63.62	62.57	
		Stride count	31.65	31.57	32.46	31.86	31.19	30.18	31.63	30.53	31.03	30.60	31.35	410.88	



Note: Horizontal distance axis grid lines are 200m furlongs.

Disclaimer.

HRNZ and NZMTC and Thoroughbred Ratings Pty Ltd accepts no responsibility for the completeness or accuracy of any of the information contained herein, and makes no representations about its suitability for any particular purpose. Users should make their own judgements about those matters and/or seek independent advice. You assume all risks associated with use of the data provided on this page.



Race Results



October 01, 2021, Race 9, FAHEY FENCE HIRE TROT, Distance 2600m, Addington - Survey 3200m

Result	TAB no.	Horse (Barrier)	2600 to	2400m to
8th	7	Harbour Queen (9)	2400m	2200m
		Position in running (margin)	-	6(6.5)
		Sectional time (s)	18.52	15.23
		Cumulative time (s)	200.91	182.39
		Speed (m/s)	10.80	13.13
		Stride length (m)	5.10	5.88
		Stride duration (s)	0.447	0.448
		Stride efficiency (%)	40.68	53.97
		Stride count	39.20	34.03

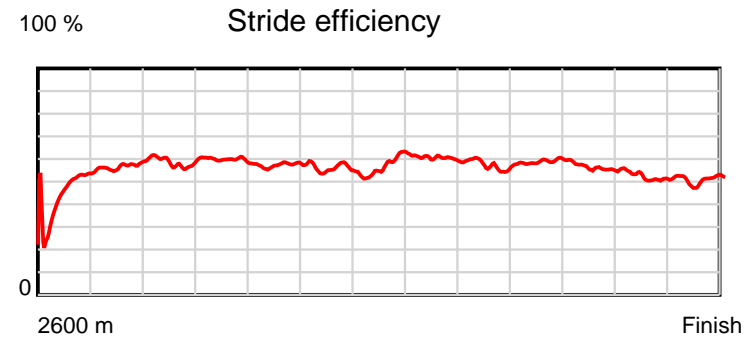
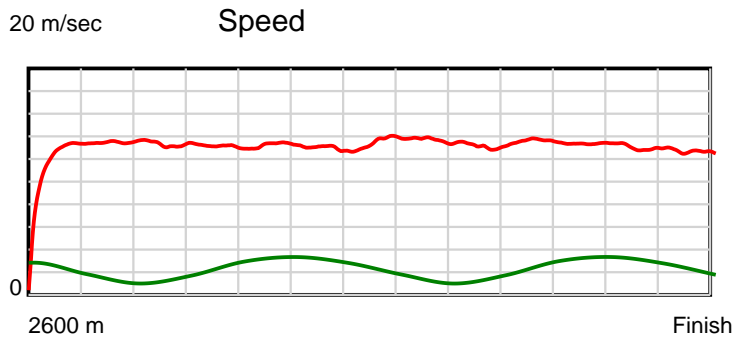
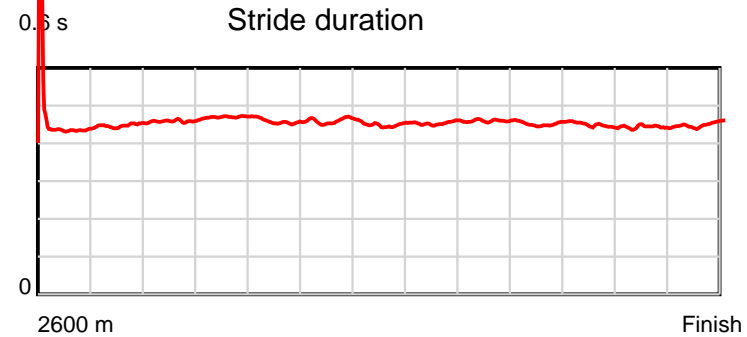
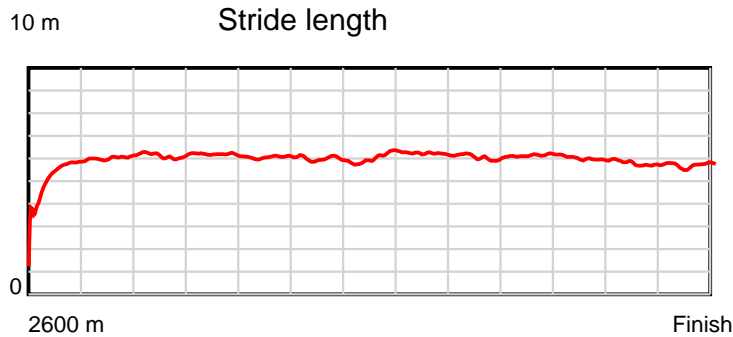
Disclaimer.

HRNZ and NZMTC and Thoroughbred Ratings Pty Ltd accepts no responsibility for the completeness or accuracy of any of the information contained herein, and makes no representations about its suitability for any particular purpose. Users should make their own judgements about those matters and/or seek independent advice. You assume all risks associated with use of the data provided on this page.

Race Results

October 01, 2021, Race 9, FAHEY FENCE HIRE TROT, Distance 2600m, Addington - Survey 3200m

Result	TAB no.	Horse (Barrier)	2200m to	2000m to	1800m to	1600m to	1400m to	1200m to	1000m to	800m to	600m to	400m to	200m to	Total or	Margin
8th	7	Harbour Queen (9)	2000m	1800m	1600m	1400m	1200m	1000m	800m	600m	400m	200m	WP	Average	
		Position in running (margin)	6(10.2)	6(9.6)	6(7.2)	3(2.3)	2(0.2)	3(3.8)	4(4.8)	3(4.1)	3(2.7)	2(1.4)	4(2.9)		6.00
		Sectional time (s)	15.31	15.28	15.15	15.37	14.78	14.91	15.80	14.71	14.90	15.16	15.79		
		Cumulative time (s)	167.16	151.85	136.57	121.42	106.05	91.27	76.36	60.56	45.85	30.95	15.79	3:20.91	
		Speed (m/s)	13.06	13.09	13.20	13.01	13.53	13.41	12.66	13.60	13.42	13.19	12.67	12.94	
		Stride length (m)	6.00	6.15	6.03	6.00	6.08	6.09	5.82	6.14	6.00	5.84	5.70	5.90	
		Stride duration (s)	0.459	0.470	0.457	0.461	0.449	0.454	0.460	0.452	0.447	0.443	0.450	0.456	
		Stride efficiency (%)	56.24	59.10	56.87	56.20	57.79	57.99	52.90	58.93	56.27	53.38	50.86	54.35	
		Stride count	33.34	32.52	33.15	33.35	32.89	32.83	34.37	32.57	33.33	34.22	35.06	440.86	



Note: Horizontal distance axis grid lines are 200m furlongs.

Disclaimer.

HRNZ and NZMTC and Thoroughbred Ratings Pty Ltd accepts no responsibility for the completeness or accuracy of any of the information contained herein, and makes no representations about its suitability for any particular purpose. Users should make their own judgements about those matters and/or seek independent advice. You assume all risks associated with use of the data provided on this page.



Race Results



October 01, 2021, Race 9, FAHEY FENCE HIRE TROT, Distance 2600m, Addington - Survey 3200m

Result	TAB no.	Horse (Barrier)	2600 to 2400m	2400m to 2200m
9th	15	Desbois (0)		
		Position in running (margin)	-	10(10.6)
		Sectional time (s)	18.89	15.63
		Cumulative time (s)	201.22	182.33
		Speed (m/s)	10.59	12.80
		Stride length (m)	5.34	5.87
		Stride duration (s)	0.460	0.459
		Stride efficiency (%)	44.52	53.81
		Stride count	37.47	34.08

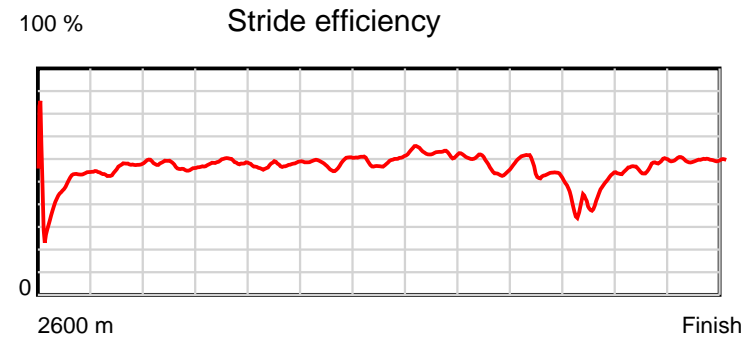
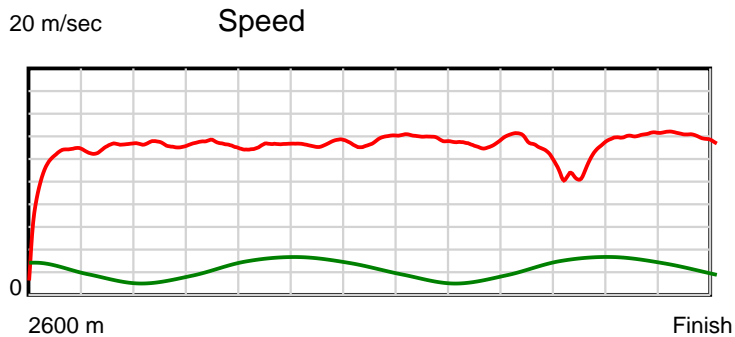
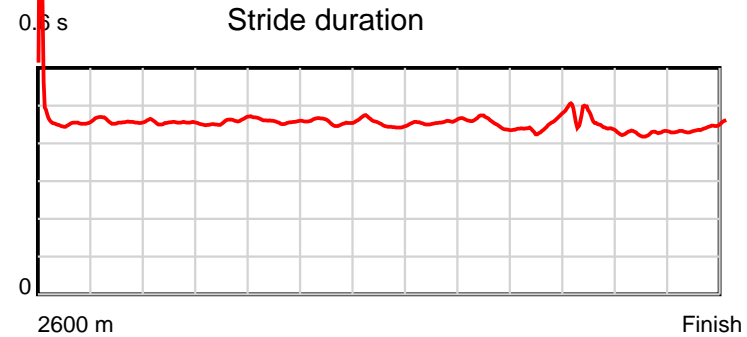
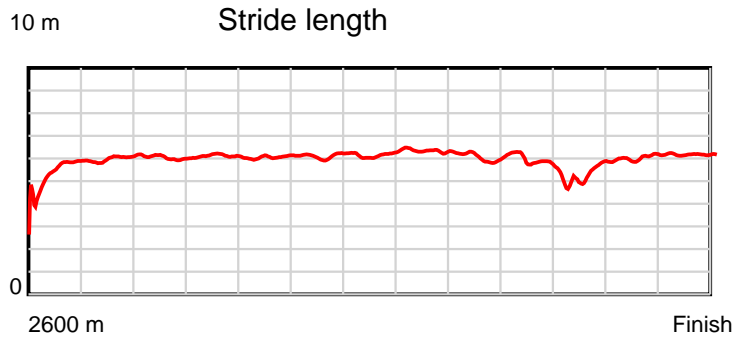
Disclaimer.

HRNZ and NZMTC and Thoroughbred Ratings Pty Ltd accepts no responsibility for the completeness or accuracy of any of the information contained herein, and makes no representations about its suitability for any particular purpose. Users should make their own judgements about those matters and/or seek independent advice. You assume all risks associated with use of the data provided on this page.

Race Results

October 01, 2021, Race 9, FAHEY FENCE HIRE TROT, Distance 2600m, Addington - Survey 3200m

Result	TAB no.	Horse (Barrier)	2200m to	2000m to	1800m to	1600m to	1400m to	1200m to	1000m to	800m to	600m to	400m to	200m to	Total or	Margin
9th	15	Desbois (0)	2000m	1800m	1600m	1400m	1200m	1000m	800m	600m	400m	200m	WP	Average	
		Position in running (margin)	9(16.7)	9(17.3)	9(13.0)	9(8.6)	8(4.6)	7(7.8)	8(9.0)	7(5.9)	10(8.2)	11(18.9)	10(14.5)		7.70
		Sectional time (s)	15.51	14.98	15.23	15.05	14.71	14.93	15.40	15.34	16.88	14.18	14.49		
		Cumulative time (s)	166.70	151.19	136.21	120.98	105.93	91.22	76.29	60.89	45.55	28.67	14.49	3:21.22	
		Speed (m/s)	12.89	13.35	13.13	13.29	13.60	13.40	12.99	13.04	11.85	14.10	13.80	12.92	
		Stride length (m)	5.87	6.12	6.03	6.07	6.16	6.12	5.88	5.93	5.33	6.03	6.11	5.90	
		Stride duration (s)	0.455	0.458	0.459	0.457	0.453	0.457	0.453	0.455	0.450	0.428	0.442	0.457	
		Stride efficiency (%)	53.88	58.44	56.73	57.65	59.24	58.61	53.95	55.01	44.34	56.88	58.24	54.37	
		Stride count	34.06	32.70	33.19	32.93	32.48	32.66	34.04	33.71	37.54	33.15	32.76	440.77	



Note: Horizontal distance axis grid lines are 200m furlongs.

Disclaimer.

HRNZ and NZMTC and Thoroughbred Ratings Pty Ltd accepts no responsibility for the completeness or accuracy of any of the information contained herein, and makes no representations about its suitability for any particular purpose. Users should make their own judgements about those matters and/or seek independent advice. You assume all risks associated with use of the data provided on this page.



Race Results



October 01, 2021, Race 9, FAHEY FENCE HIRE TROT, Distance 2600m, Addington - Survey 3200m

Result	TAB no.	Horse (Barrier)	2600 to	2400m to
10th	14	Under And Over (4)	2400m	2200m
		Position in running (margin)	-	12(15.5)
		Sectional time (s)	19.85	15.77
		Cumulative time (s)	201.52	181.67
		Speed (m/s)	10.08	12.68
		Stride length (m)	5.35	6.12
		Stride duration (s)	0.488	0.483
		Stride efficiency (%)	44.73	58.57
		Stride count	37.38	32.67

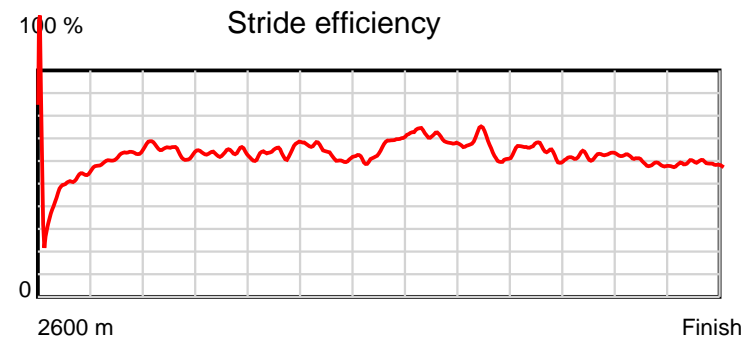
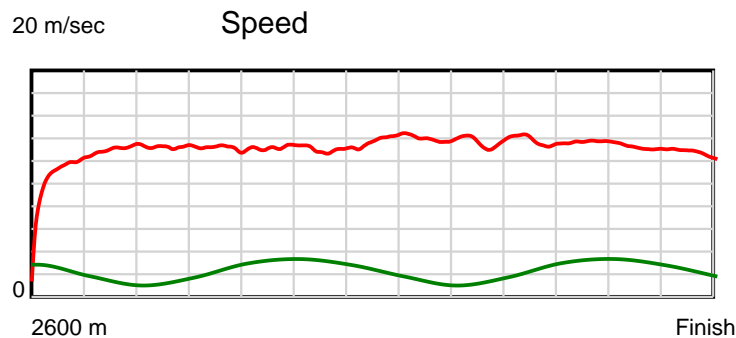
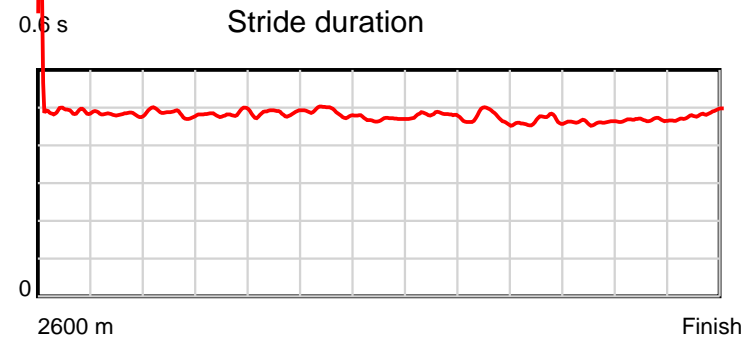
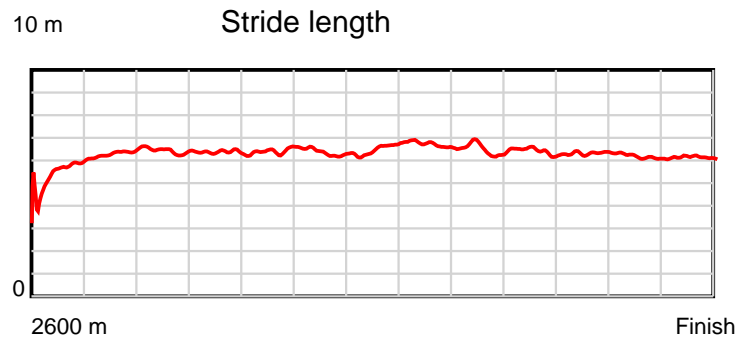
Disclaimer.

HRNZ and NZMTC and Thoroughbred Ratings Pty Ltd accepts no responsibility for the completeness or accuracy of any of the information contained herein, and makes no representations about its suitability for any particular purpose. Users should make their own judgements about those matters and/or seek independent advice. You assume all risks associated with use of the data provided on this page.

Race Results

October 01, 2021, Race 9, FAHEY FENCE HIRE TROT, Distance 2600m, Addington - Survey 3200m

Result	TAB no.	Horse (Barrier)	2200m to	2000m to	1800m to	1600m to	1400m to	1200m to	1000m to	800m to	600m to	400m to	200m to	Total or	Margin
10th	14	Under And Over (4)	2000m	1800m	1600m	1400m	1200m	1000m	800m	600m	400m	200m	WP	Average	
		Position in running (margin)	11(22.5)	11(22.5)	12(19.9)	12(14.1)	12(11.5)	10(13.6)	10(12.7)	8(7.1)	6(5.1)	6(3.9)	8(6.4)		9.30
		Sectional time (s)	15.41	15.26	15.00	15.29	14.53	14.58	14.98	14.62	14.89	15.33	16.01		
		Cumulative time (s)	165.90	150.49	135.23	120.23	104.94	90.41	75.83	60.85	46.23	31.34	16.01	3:21.52	
		Speed (m/s)	12.98	13.11	13.33	13.08	13.76	13.72	13.35	13.68	13.43	13.05	12.49	12.90	
		Stride length (m)	6.30	6.34	6.48	6.38	6.47	6.59	6.33	6.37	6.19	6.10	6.05	6.22	
		Stride duration (s)	0.485	0.484	0.486	0.488	0.470	0.480	0.474	0.465	0.461	0.467	0.485	0.482	
		Stride efficiency (%)	61.94	62.91	65.63	63.68	65.44	67.81	62.55	63.31	59.89	58.14	57.29	60.47	
		Stride count	31.77	31.52	30.86	31.33	30.91	30.36	31.61	31.42	32.31	32.79	33.03	417.96	



Note: Horizontal distance axis grid lines are 200m furlongs.

Disclaimer.

HRNZ and NZMTC and Thoroughbred Ratings Pty Ltd accepts no responsibility for the completeness or accuracy of any of the information contained herein, and makes no representations about its suitability for any particular purpose. Users should make their own judgements about those matters and/or seek independent advice. You assume all risks associated with use of the data provided on this page.



Race Results



October 01, 2021, Race 9, FAHEY FENCE HIRE TROT, Distance 2600m, Addington - Survey 3200m

Result	TAB no.	Horse (Barrier)	2600 to	2400m to
11th	3	Hanover Da Moo... (5)	2400m	2200m
		Position in running (margin)	-	13(18.1)
		Sectional time (s)	20.31	15.92
		Cumulative time (s)	204.40	184.09
		Speed (m/s)	9.85	12.56
		Stride length (m)	5.20	6.02
		Stride duration (s)	0.480	0.479
		Stride efficiency (%)	42.26	56.61
		Stride count	38.46	33.23

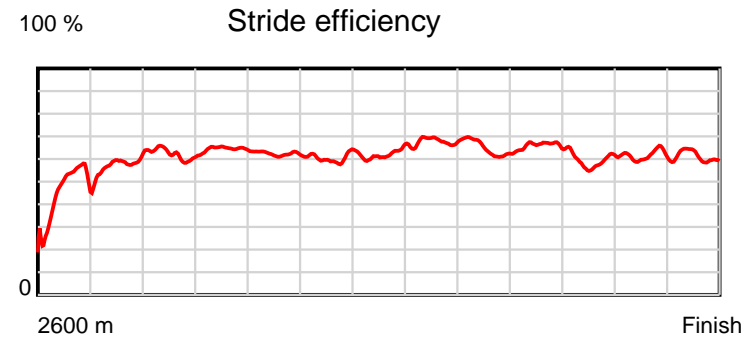
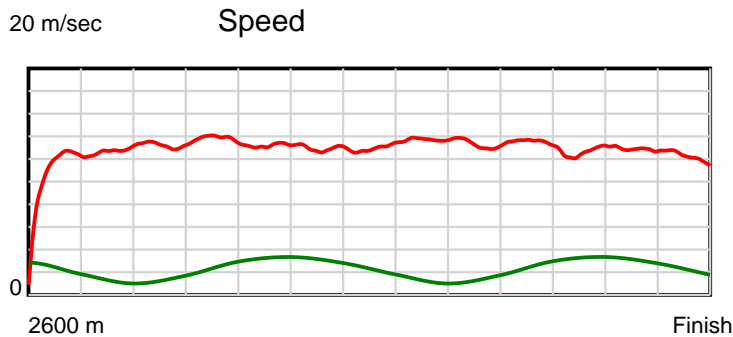
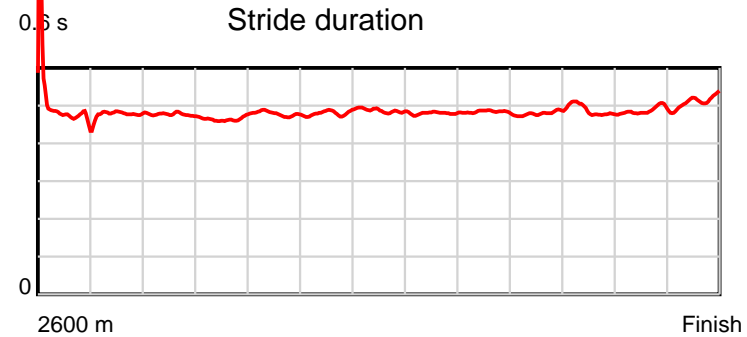
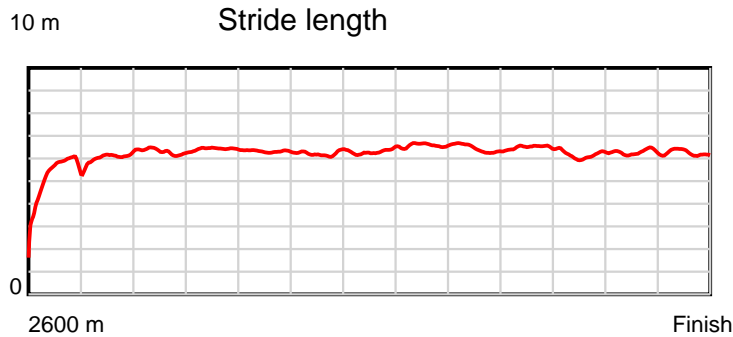
Disclaimer.

HRNZ and NZMTC and Thoroughbred Ratings Pty Ltd accepts no responsibility for the completeness or accuracy of any of the information contained herein, and makes no representations about its suitability for any particular purpose. Users should make their own judgements about those matters and/or seek independent advice. You assume all risks associated with use of the data provided on this page.

Race Results

October 01, 2021, Race 9, FAHEY FENCE HIRE TROT, Distance 2600m, Addington - Survey 3200m

Result	TAB no.	Horse (Barrier)	2200m to	2000m to	1800m to	1600m to	1400m to	1200m to	1000m to	800m to	600m to	400m to	200m to	Total or	Margin
11th	3	Hanover Da Moo... (5)	2000m	1800m	1600m	1400m	1200m	1000m	800m	600m	400m	200m	WP	Average	
		Position in running (margin)	12(25.9)	12(25.0)	10(17.6)	10(12.7)	11(9.9)	11(16.7)	11(16.5)	11(13.5)	11(12.9)	10(17.6)	11(19.3)		25.40
		Sectional time (s)	15.25	14.47	15.15	15.26	15.31	14.69	15.42	14.86	15.88	15.20	16.68		
		Cumulative time (s)	168.17	152.92	138.45	123.30	108.04	92.73	78.04	62.62	47.76	31.88	16.68	3:24.40	
		Speed (m/s)	13.11	13.82	13.20	13.11	13.06	13.61	12.97	13.46	12.59	13.16	11.99	12.72	
		Stride length (m)	6.25	6.43	6.32	6.30	6.36	6.53	6.26	6.47	6.14	6.41	6.16	6.20	
		Stride duration (s)	0.476	0.465	0.478	0.481	0.487	0.480	0.483	0.481	0.487	0.487	0.514	0.487	
		Stride efficiency (%)	60.97	64.57	62.34	61.96	63.26	66.56	61.33	65.44	58.84	64.24	59.32	60.06	
		Stride count	32.02	31.11	31.66	31.76	31.43	30.65	31.92	30.91	32.59	31.19	32.46	419.39	



Note: Horizontal distance axis grid lines are 200m furlongs.

Disclaimer.

HRNZ and NZMTC and Thoroughbred Ratings Pty Ltd accepts no responsibility for the completeness or accuracy of any of the information contained herein, and makes no representations about its suitability for any particular purpose. Users should make their own judgements about those matters and/or seek independent advice. You assume all risks associated with use of the data provided on this page.



Race Results



October 01, 2021, Race 9, FAHEY FENCE HIRE TROT, Distance 2600m, Addington - Survey 3200m

Result	TAB no.	Horse (Barrier)	2600 to	2400m to
12th	6	Cody Banner (8)	2400m	2200m
		Position in running (margin)	-	11(13.9)
		Sectional time (s)	19.52	15.74
		Cumulative time (s)	206.97	187.45
		Speed (m/s)	10.25	12.71
		Stride length (m)	4.96	5.53
		Stride duration (s)	0.465	0.435
		Stride efficiency (%)	38.42	47.77
		Stride count	40.33	36.17

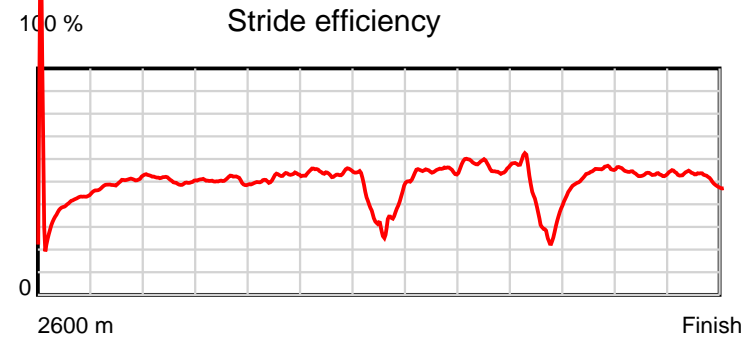
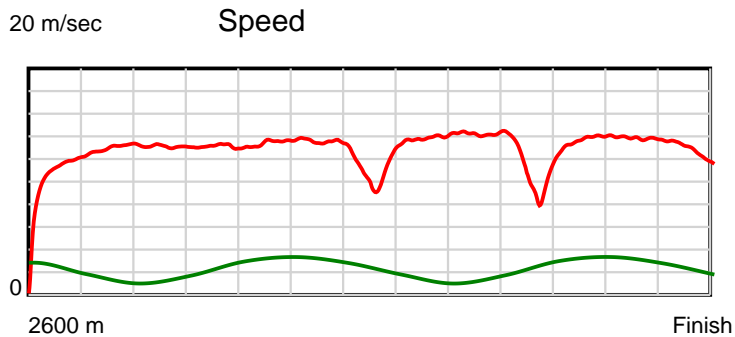
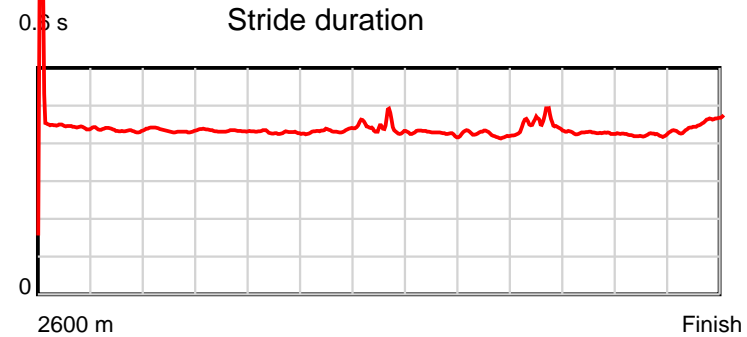
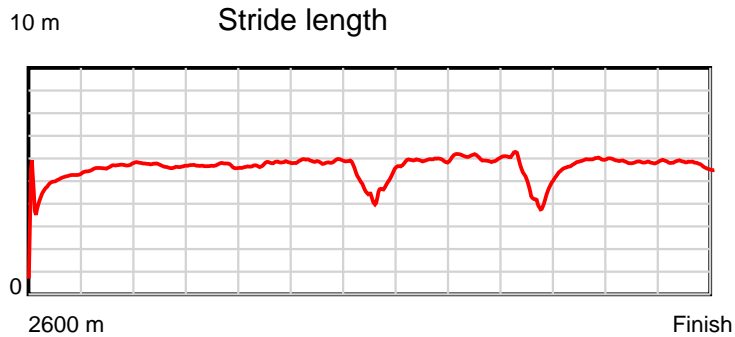
Disclaimer.

HRNZ and NZMTC and Thoroughbred Ratings Pty Ltd accepts no responsibility for the completeness or accuracy of any of the information contained herein, and makes no representations about its suitability for any particular purpose. Users should make their own judgements about those matters and/or seek independent advice. You assume all risks associated with use of the data provided on this page.

Race Results

October 01, 2021, Race 9, FAHEY FENCE HIRE TROT, Distance 2600m, Addington - Survey 3200m

Result	TAB no.	Horse (Barrier)	2200m to	2000m to	1800m to	1600m to	1400m to	1200m to	1000m to	800m to	600m to	400m to	200m to	Total or	Margin
12th	6	Cody Banner (8)	2000m	1800m	1600m	1400m	1200m	1000m	800m	600m	400m	200m	WP	Average	
		Position in running (margin)	10(20.6)	10(20.8)	11(18.0)	11(12.9)	10(8.5)	12(30.5)	12(29.5)	12(20.6)	12(41.9)	12(41.8)	12(37.2)		39.60
		Sectional time (s)	15.44	15.23	15.12	14.98	17.85	14.57	14.43	18.50	15.09	14.15	16.35		
		Cumulative time (s)	171.71	156.27	141.04	125.92	110.94	93.09	78.52	64.09	45.59	30.50	16.35	3:26.97	
		Speed (m/s)	12.95	13.13	13.23	13.35	11.20	13.73	13.86	10.81	13.25	14.13	12.23	12.56	
		Stride length (m)	5.62	5.69	5.66	5.80	4.90	5.87	5.87	4.75	5.66	5.98	5.55	5.50	
		Stride duration (s)	0.434	0.433	0.428	0.434	0.438	0.428	0.423	0.440	0.427	0.423	0.454	0.438	
		Stride efficiency (%)	49.37	50.55	50.08	52.52	37.59	53.85	53.80	35.28	50.06	55.80	48.17	47.23	
		Stride count	35.58	35.16	35.33	34.50	40.78	34.07	34.09	42.09	35.33	33.47	36.02	472.92	



Note: Horizontal distance axis grid lines are 200m furlongs.

Disclaimer.

HRNZ and NZMTC and Thoroughbred Ratings Pty Ltd accepts no responsibility for the completeness or accuracy of any of the information contained herein, and makes no representations about its suitability for any particular purpose. Users should make their own judgements about those matters and/or seek independent advice. You assume all risks associated with use of the data provided on this page.



Race Results



October 01, 2021, Race 9, FAHEY FENCE HIRE TROT, Distance 2600m, Addington - Survey 3200m

Result	TAB no.	Horse (Barrier)	2600 to	2400m to
13th	12	Martha Stuart (13)	2400m	2200m
		Position in running (margin)	-	8(7.2)
		Sectional time (s)	18.22	19.30
		Cumulative time (s)	218.97	200.75
		Speed (m/s)	10.98	10.36
		Stride length (m)	5.37	4.66
		Stride duration (s)	0.450	0.450
		Stride efficiency (%)	45.14	33.97
		Stride count	37.21	42.90

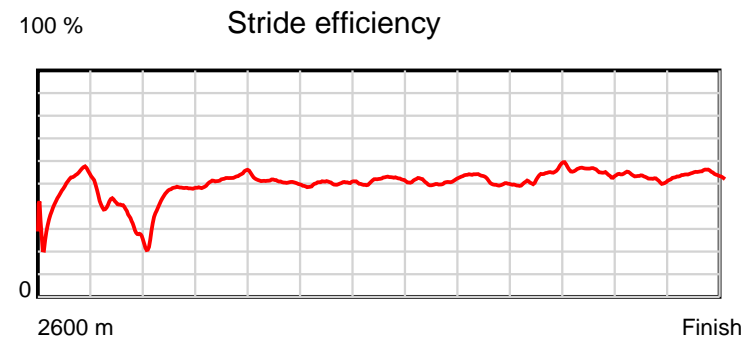
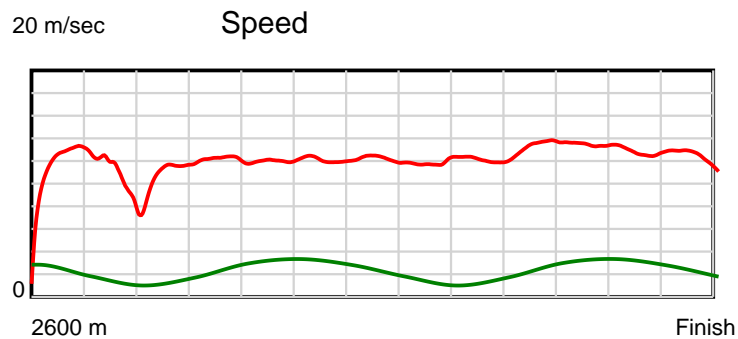
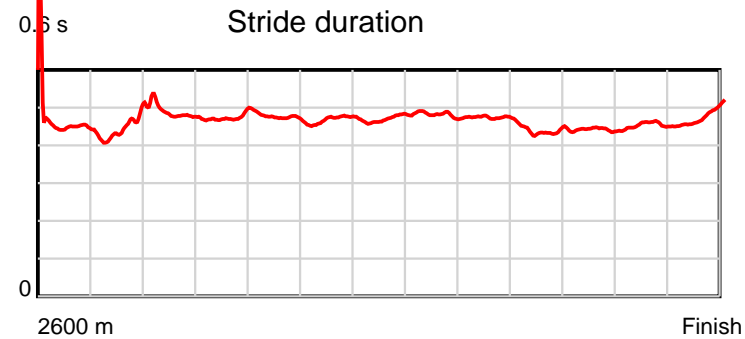
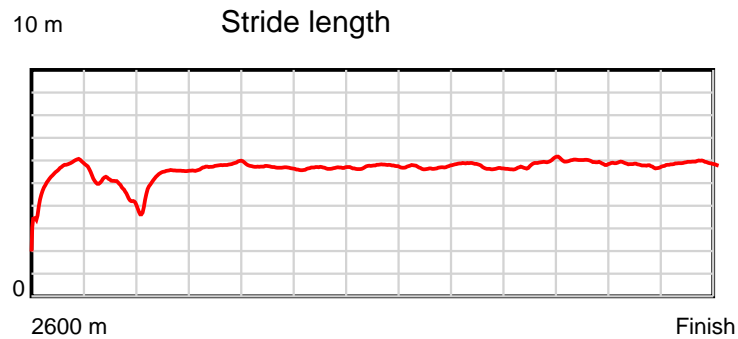
Disclaimer.

HRNZ and NZMTC and Thoroughbred Ratings Pty Ltd accepts no responsibility for the completeness or accuracy of any of the information contained herein, and makes no representations about its suitability for any particular purpose. Users should make their own judgements about those matters and/or seek independent advice. You assume all risks associated with use of the data provided on this page.

Race Results

October 01, 2021, Race 9, FAHEY FENCE HIRE TROT, Distance 2600m, Addington - Survey 3200m

Result	TAB no.	Horse (Barrier)	2200m to	2000m to	1800m to	1600m to	1400m to	1200m to	1000m to	800m to	600m to	400m to	200m to	Total or	Margin
13th	12	Martha Stuart (13)	2000m	1800m	1600m	1400m	1200m	1000m	800m	600m	400m	200m	WP	Average	
		Position in running (margin)	13(35.3)	13(57.4)	13(61.6)	13(67.7)	13(73.9)	13(87.5)	13(99.6)	13(104.9)	13(104.7)	14(104.9)	14(109.1)		106.30
		Sectional time (s)	19.08	16.40	16.99	16.76	16.44	16.75	16.80	14.91	15.15	15.60	16.57		
		Cumulative time (s)	181.45	162.37	145.97	128.98	112.22	95.78	79.03	62.23	47.32	32.17	16.57	3:38.97	
		Speed (m/s)	10.48	12.20	11.77	11.93	12.17	11.94	11.90	13.41	13.20	12.82	12.07	11.87	
		Stride length (m)	5.10	5.79	5.58	5.60	5.73	5.75	5.64	5.87	5.82	5.83	5.81	5.56	
		Stride duration (s)	0.486	0.475	0.474	0.469	0.471	0.481	0.474	0.437	0.441	0.455	0.481	0.468	
		Stride efficiency (%)	40.62	52.44	48.67	48.97	51.23	51.60	49.66	53.77	53.01	53.12	52.78	48.27	
		Stride count	39.23	34.53	35.84	35.73	34.93	34.81	35.48	34.09	34.34	34.30	34.41	467.80	



Note: Horizontal distance axis grid lines are 200m furlongs.

Disclaimer.

HRNZ and NZMTC and Thoroughbred Ratings Pty Ltd accepts no responsibility for the completeness or accuracy of any of the information contained herein, and makes no representations about its suitability for any particular purpose. Users should make their own judgements about those matters and/or seek independent advice. You assume all risks associated with use of the data provided on this page.



Race Results



October 01, 2021, Race 9, FAHEY FENCE HIRE TROT, Distance 2600m, Addington - Survey 3200m

Result	TAB no.	Horse (Barrier)	2600 to	2400m to
14th	4	South Park (6)	2400m	2200m
		Position in running (margin)	-	14(28.7)
		Sectional time (s)	22.21	22.97
		Cumulative time (s)	219.44	197.23
		Speed (m/s)	9.01	8.71
		Stride length (m)	4.31	4.13
		Stride duration (s)	0.442	0.474
		Stride efficiency (%)	29.02	26.62
		Stride count	46.41	48.46

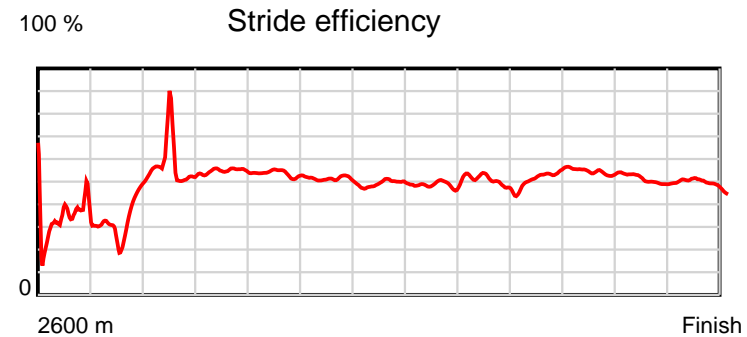
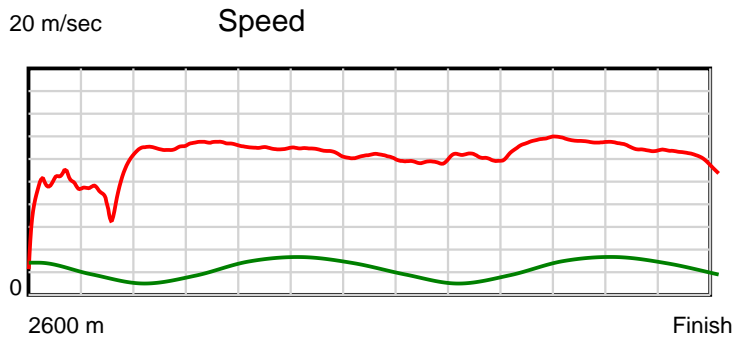
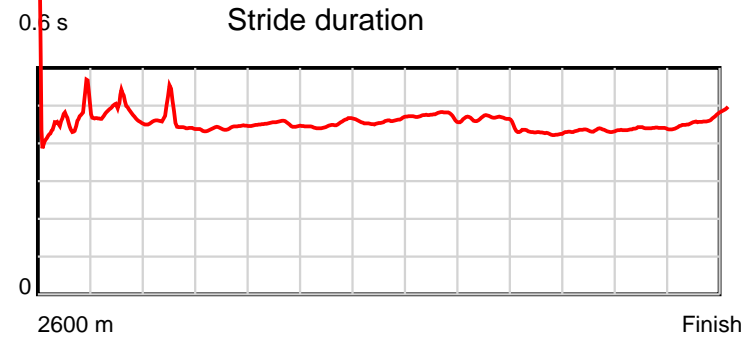
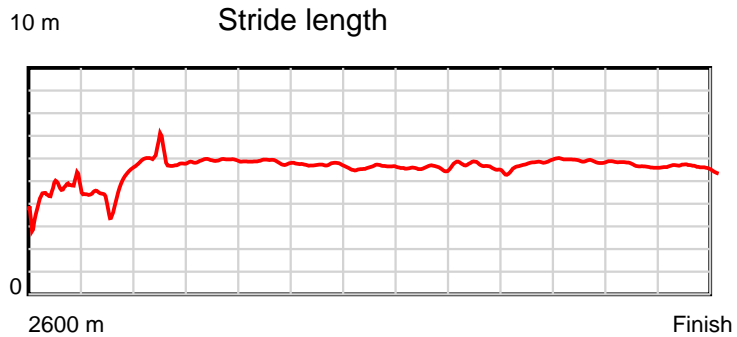
Disclaimer.

HRNZ and NZMTC and Thoroughbred Ratings Pty Ltd accepts no responsibility for the completeness or accuracy of any of the information contained herein, and makes no representations about its suitability for any particular purpose. Users should make their own judgements about those matters and/or seek independent advice. You assume all risks associated with use of the data provided on this page.

Race Results

October 01, 2021, Race 9, FAHEY FENCE HIRE TROT, Distance 2600m, Addington - Survey 3200m

Result	TAB no.	Horse (Barrier)	2200m to	2000m to	1800m to	1600m to	1400m to	1200m to	1000m to	800m to	600m to	400m to	200m to	Total or	Margin
14th	4	South Park (6)	2000m	1800m	1600m	1400m	1200m	1000m	800m	600m	400m	200m	WP	Average	
		Position in running (margin)	14(78.8)	14(80.9)	14(76.9)	14(74.1)	14(74.7)	14(87.7)	14(102.5)	14(107.6)	14(106.0)	13(104.4)	13(108.1)		108.90
		Sectional time (s)	15.76	15.02	15.51	15.83	16.34	17.19	16.78	14.67	14.84	15.53	16.79		
		Cumulative time (s)	174.26	158.50	143.48	127.97	112.14	95.80	78.61	61.83	47.16	32.32	16.79	3:39.44	
		Speed (m/s)	12.69	13.32	12.89	12.63	12.24	11.63	11.92	13.63	13.48	12.88	11.91	11.85	
		Stride length (m)	5.72	5.90	5.82	5.72	5.63	5.50	5.49	5.84	5.85	5.67	5.59	5.41	
		Stride duration (s)	0.451	0.443	0.451	0.452	0.460	0.473	0.461	0.428	0.434	0.440	0.469	0.456	
		Stride efficiency (%)	51.20	54.31	52.85	51.08	49.58	47.33	47.10	53.28	53.53	50.25	48.81	45.68	
		Stride count	34.94	33.93	34.39	34.98	35.51	36.34	36.43	34.25	34.17	35.27	35.79	480.87	



Note: Horizontal distance axis grid lines are 200m furlongs.

Disclaimer.

HRNZ and NZMTC and Thoroughbred Ratings Pty Ltd accepts no responsibility for the completeness or accuracy of any of the information contained herein, and makes no representations about its suitability for any particular purpose. Users should make their own judgements about those matters and/or seek independent advice. You assume all risks associated with use of the data provided on this page.



Race Results



October 01, 2021, Race 9, FAHEY FENCE HIRE TROT, Distance 2600m, Addington - Survey 3200m

Result	TAB no.	Horse (Barrier)	2600 to	2400m to
15th	17	Almighty Fear (2)	2400m	2200m
		Position in running (margin)	-	15(105.3)
		Sectional time (s)	34.47	17.93
		Cumulative time (s)	237.51	203.04
		Speed (m/s)	5.80	11.15
		Stride length (m)	4.55	5.28
		Stride duration (s)	0.465	0.473
		Stride efficiency (%)	32.41	43.51
		Stride count	43.91	37.90

Disclaimer.

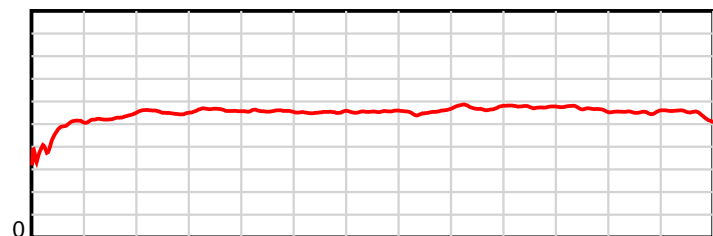
HRNZ and NZMTC and Thoroughbred Ratings Pty Ltd accepts no responsibility for the completeness or accuracy of any of the information contained herein, and makes no representations about its suitability for any particular purpose. Users should make their own judgements about those matters and/or seek independent advice. You assume all risks associated with use of the data provided on this page.

Race Results

October 01, 2021, Race 9, FAHEY FENCE HIRE TROT, Distance 2600m, Addington - Survey 3200m

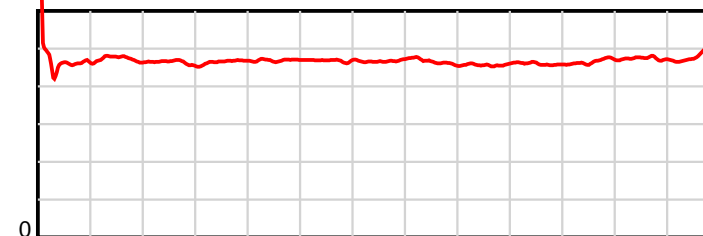
Result	TAB no.	Horse (Barrier)	2200m to	2000m to	1800m to	1600m to	1400m to	1200m to	1000m to	800m to	600m to	400m to	200m to	Total or	Margin
15th	17	Almighty Fear (2)	2000m	1800m	1600m	1400m	1200m	1000m	800m	600m	400m	200m	WP	Average	
		Position in running (margin)	15(125.2)	15(134.4)	15(139.5)	15(144.1)	15(150.8)	15(167.4)	15(180.0)	15(182.5)	15(188.2)	15(197.2)	15(210.8)		209.30
		Sectional time (s)	16.94	16.54	16.73	16.84	16.95	16.83	16.34	15.89	16.61	17.17	18.27		
		Cumulative time (s)	185.11	168.17	151.63	134.90	118.06	101.11	84.28	67.94	52.05	35.44	18.27	3:57.51	
		Speed (m/s)	11.81	12.09	11.95	11.88	11.80	11.88	12.24	12.59	12.04	11.65	10.95	10.95	
		Stride length (m)	5.47	5.63	5.61	5.56	5.51	5.53	5.59	5.79	5.61	5.52	5.34	5.44	
		Stride duration (s)	0.463	0.466	0.469	0.468	0.467	0.465	0.457	0.460	0.466	0.474	0.488	0.497	
		Stride efficiency (%)	46.77	49.52	49.14	48.35	47.44	47.81	48.91	52.30	49.14	47.63	44.62	46.31	
		Stride count	36.56	35.53	35.67	35.95	36.30	36.16	35.75	34.57	35.66	36.23	37.43	477.62	

10 m Stride length



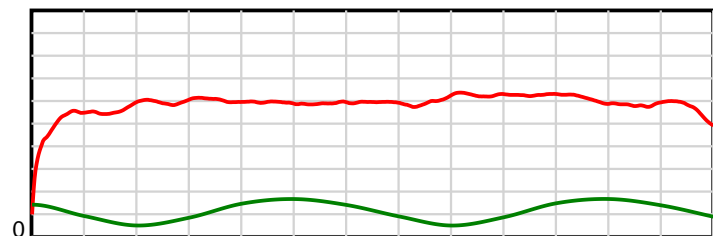
2600 m Finish

0.6 s Stride duration



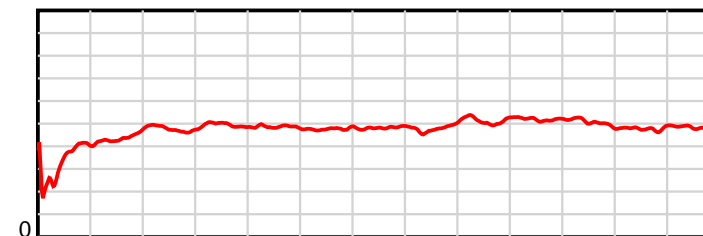
2600 m Finish

20 m/sec Speed



2600 m Finish

100 % Stride efficiency



2600 m Finish

Note: Horizontal distance axis grid lines are 200m furlongs.

Disclaimer.

HRNZ and NZMTC and Thoroughbred Ratings Pty Ltd accepts no responsibility for the completeness or accuracy of any of the information contained herein, and makes no representations about its suitability for any particular purpose. Users should make their own judgements about those matters and/or seek independent advice. You assume all risks associated with use of the data provided on this page.