



Race Results

NZ Metropolitan Trotting Club Inc, HRNZ, October 15, 2021

Compilation date: October 15, 2021, 9:24:27 PM (NZDT)

Copyright © 2021 HRNZ and NZMTC. All rights reserved.

Trademarks.

StrideMASTER is a registered trademark of Thoroughbred Ratings Pty Ltd.

Disclaimer.

HRNZ and NZMTC and Thoroughbred Ratings Pty Ltd accepts no responsibility for the completeness or accuracy of any of the information contained herein, and makes no representations about its suitability for any particular purpose. Users should make their own judgements about those matters and/or seek independent advice. You assume all risks associated with use of the data provided on this page.



Race Results



October 15, 2021, Race 11, HRS CONSTRUCTION MOBILE PACE, Distance 2600m, Addington - Survey 3200m

Result	TAB no.	Horse (Barrier)	2600 to	2400m to
1st	2	Allamericanlov... (2)	2400m	2200m
		Position in running (margin)	-	3(1.8)
		Sectional time (s)	13.72	14.89
		Cumulative time (s)	190.81	177.09
		Speed (m/s)	14.58	13.43
		Stride length (m)	6.44	6.31
		Stride duration (s)	0.440	0.470
		Stride efficiency (%)	64.89	62.17
		Stride count	31.04	31.71

Disclaimer.

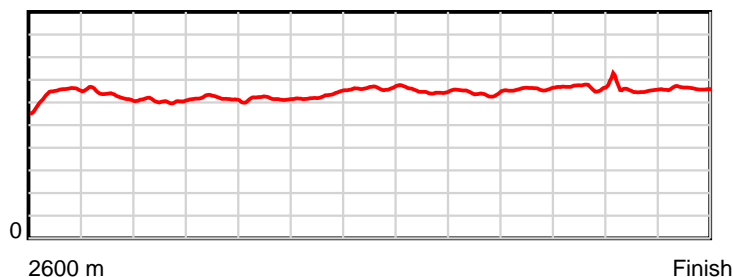
HRNZ and NZMTC and Thoroughbred Ratings Pty Ltd accepts no responsibility for the completeness or accuracy of any of the information contained herein, and makes no representations about its suitability for any particular purpose. Users should make their own judgements about those matters and/or seek independent advice. You assume all risks associated with use of the data provided on this page.

Race Results

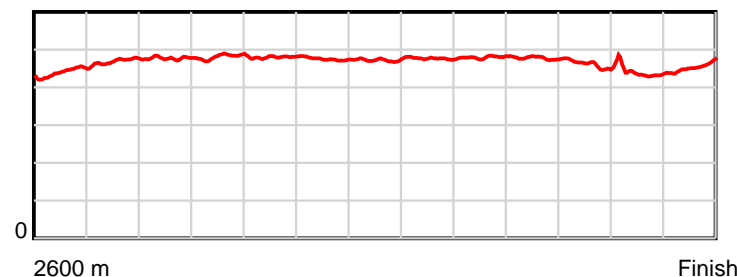
October 15, 2021, Race 11, HRS CONSTRUCTION MOBILE PACE, Distance 2600m, Addington - Survey 3200m

Result	TAB no.	Horse (Barrier)	2200m to	2000m to	1800m to	1600m to	1400m to	1200m to	1000m to	800m to	600m to	400m to	200m to	Total or	Margin
1st	2	Allamericanlov... (2)	2000m	1800m	1600m	1400m	1200m	1000m	800m	600m	400m	200m	WP	Average	
		Position in running (margin)	3(2.1)	4(3.1)	4(3.6)	4(3.4)	5(3.5)	6(3.7)	5(3.9)	5(3.5)	6(3.2)	5(3.0)	2(1.0)		0.00
		Sectional time (s)	15.79	15.57	15.71	15.13	14.34	14.57	15.05	14.49	13.95	13.62	13.98		
		Cumulative time (s)	162.20	146.41	130.84	115.13	100.00	85.66	71.09	56.04	41.55	27.60	13.98	3:10.81	
		Speed (m/s)	12.67	12.85	12.73	13.22	13.95	13.73	13.29	13.80	14.34	14.68	14.31	13.63	
		Stride length (m)	6.05	6.18	6.11	6.28	6.59	6.54	6.38	6.59	6.58	6.43	6.54	6.38	
		Stride duration (s)	0.477	0.481	0.480	0.475	0.473	0.477	0.480	0.477	0.459	0.438	0.457	0.468	
		Stride efficiency (%)	57.11	59.60	58.35	61.60	67.92	66.82	63.59	67.88	67.74	64.71	66.74	63.62	
		Stride count	33.08	32.39	32.73	31.85	30.34	30.58	31.35	30.34	30.38	31.08	30.60	407.47	

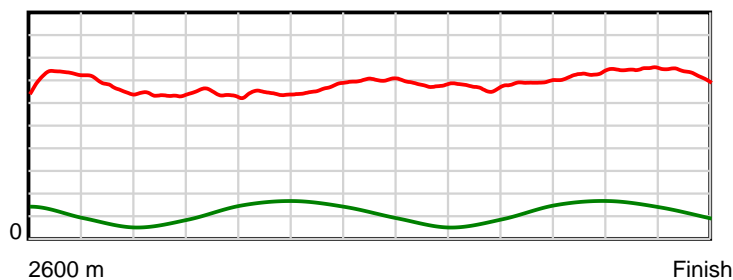
10 m Stride length



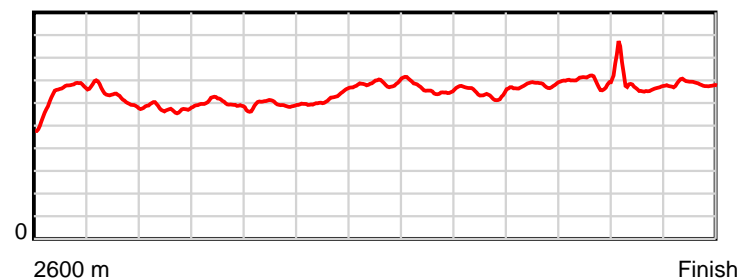
0.6 s Stride duration



20 m/sec Speed



100 % Stride efficiency



Note: Horizontal distance axis grid lines are 200m furlongs.

Disclaimer.

HRNZ and NZMTC and Thoroughbred Ratings Pty Ltd accepts no responsibility for the completeness or accuracy of any of the information contained herein, and makes no representations about its suitability for any particular purpose. Users should make their own judgements about those matters and/or seek independent advice. You assume all risks associated with use of the data provided on this page.



Race Results



October 15, 2021, Race 11, HRS CONSTRUCTION MOBILE PACE, Distance 2600m, Addington - Survey 3200m

Result	TAB no.	Horse (Barrier)	2600 to	2400m to
2nd	9	Got You Covere... (9)	2400m	2200m
		Position in running (margin)	-	5(2.5)
		Sectional time (s)	13.98	15.27
		Cumulative time (s)	191.22	177.24
		Speed (m/s)	14.31	13.10
		Stride length (m)	6.29	5.84
		Stride duration (s)	0.433	0.446
		Stride efficiency (%)	61.82	53.24
		Stride count	31.80	34.26

Disclaimer.

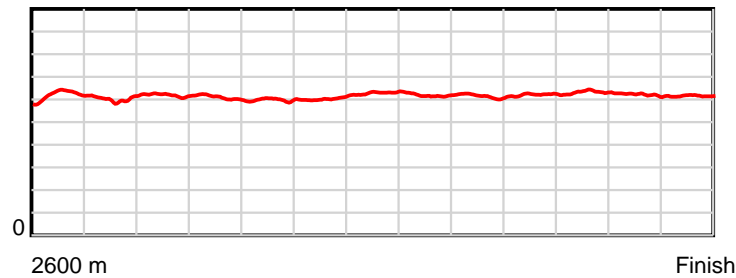
HRNZ and NZMTC and Thoroughbred Ratings Pty Ltd accepts no responsibility for the completeness or accuracy of any of the information contained herein, and makes no representations about its suitability for any particular purpose. Users should make their own judgements about those matters and/or seek independent advice. You assume all risks associated with use of the data provided on this page.

Race Results

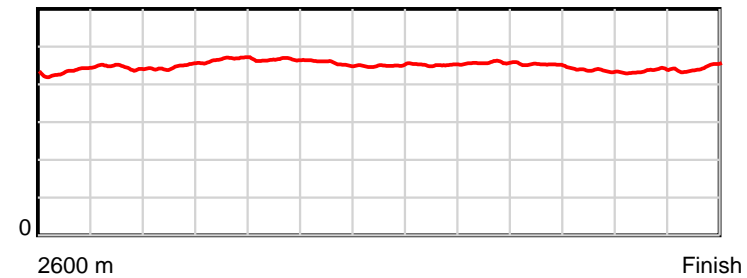
October 15, 2021, Race 11, HRS CONSTRUCTION MOBILE PACE, Distance 2600m, Addington - Survey 3200m

Result	TAB no.	Horse (Barrier)	2200m to	2000m to	1800m to	1600m to	1400m to	1200m to	1000m to	800m to	600m to	400m to	200m to	Total or	Margin
2nd	9	Got You Covere... (9)	2000m	1800m	1600m	1400m	1200m	1000m	800m	600m	400m	200m	WP	Average	
		Position in running (margin)	6(5.1)	1(0.0)	1(0.0)	1(0.0)	1(0.0)	1(0.0)	1(0.0)	1(0.0)	1(0.0)	1(0.0)	1(0.0)		2.30
		Sectional time (s)	14.78	15.48	15.74	15.12	14.31	14.54	15.11	14.53	13.98	13.95	14.43		
		Cumulative time (s)	161.97	147.19	131.71	115.97	100.85	86.54	72.00	56.89	42.36	28.38	14.43	3:11.22	
		Speed (m/s)	13.53	12.92	12.71	13.23	13.98	13.76	13.24	13.76	14.31	14.34	13.86	13.60	
		Stride length (m)	6.05	6.03	5.91	6.04	6.28	6.21	6.06	6.22	6.25	6.26	6.15	6.12	
		Stride duration (s)	0.447	0.467	0.465	0.456	0.450	0.451	0.458	0.452	0.437	0.436	0.444	0.450	
		Stride efficiency (%)	57.20	56.76	54.57	56.96	61.71	60.21	57.34	60.39	61.00	61.19	59.12	58.48	
		Stride count	33.06	33.19	33.84	33.13	31.83	32.22	33.02	32.17	32.01	31.96	32.52	425.01	

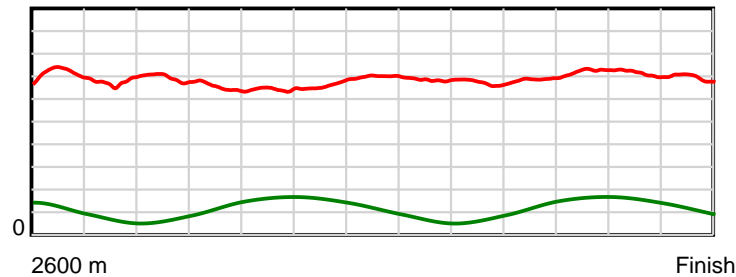
10 m Stride length



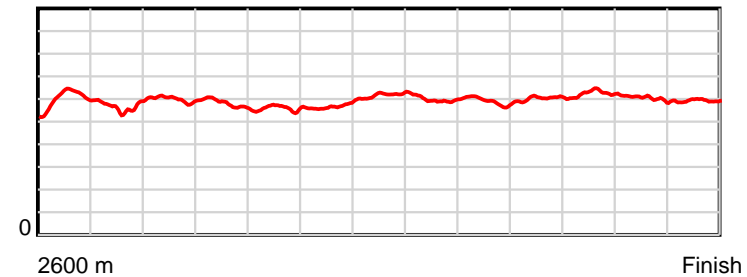
0.6 s Stride duration



20 m/sec Speed



100 % Stride efficiency



Note: Horizontal distance axis grid lines are 200m furlongs.

Disclaimer.

HRNZ and NZMTC and Thoroughbred Ratings Pty Ltd accepts no responsibility for the completeness or accuracy of any of the information contained herein, and makes no representations about its suitability for any particular purpose. Users should make their own judgements about those matters and/or seek independent advice. You assume all risks associated with use of the data provided on this page.



Race Results



October 15, 2021, Race 11, HRS CONSTRUCTION MOBILE PACE, Distance 2600m, Addington - Survey 3200m

Result	TAB no.	Horse (Barrier)	2600 to	2400m to
3rd	11	Get Up N Dance (11)	2400m	2200m
		Position in running (margin)	-	9(6.5)
		Sectional time (s)	14.76	15.12
		Cumulative time (s)	191.55	176.79
		Speed (m/s)	13.55	13.23
		Stride length (m)	6.09	5.90
		Stride duration (s)	0.426	0.446
		Stride efficiency (%)	58.03	54.43
		Stride count	32.82	33.89

Disclaimer.

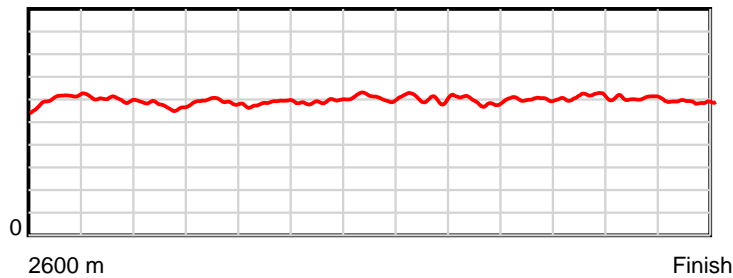
HRNZ and NZMTC and Thoroughbred Ratings Pty Ltd accepts no responsibility for the completeness or accuracy of any of the information contained herein, and makes no representations about its suitability for any particular purpose. Users should make their own judgements about those matters and/or seek independent advice. You assume all risks associated with use of the data provided on this page.

Race Results

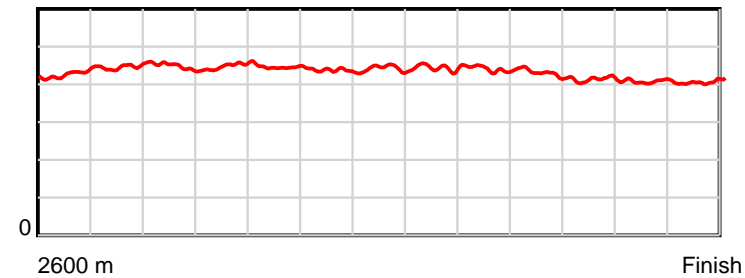
October 15, 2021, Race 11, HRS CONSTRUCTION MOBILE PACE, Distance 2600m, Addington - Survey 3200m

Result	TAB no.	Horse (Barrier)	2200m to	2000m to	1800m to	1600m to	1400m to	1200m to	1000m to	800m to	600m to	400m to	200m to	Total or	Margin
3rd	11	Get Up N Dance (11)	2000m	1800m	1600m	1400m	1200m	1000m	800m	600m	400m	200m	WP	Average	
		Position in running (margin)	9(8.1)	9(9.7)	9(8.0)	10(7.5)	9(6.4)	9(7.2)	10(9.2)	10(9.0)	11(7.5)	7(7.0)	6(5.8)		4.10
		Sectional time (s)	15.89	15.19	15.67	14.93	14.45	14.88	15.07	14.29	13.88	13.77	13.65		
		Cumulative time (s)	161.67	145.78	130.59	114.92	99.99	85.54	70.66	55.59	41.30	27.42	13.65	3:11.55	
		Speed (m/s)	12.59	13.17	12.76	13.40	13.84	13.44	13.27	14.00	14.41	14.52	14.65	13.57	
		Stride length (m)	5.64	5.90	5.69	5.85	6.12	5.98	5.84	6.01	5.94	5.92	5.97	5.91	
		Stride duration (s)	0.448	0.448	0.446	0.437	0.442	0.445	0.440	0.429	0.412	0.408	0.408	0.435	
		Stride efficiency (%)	49.75	54.45	50.61	53.49	58.50	55.88	53.35	56.44	55.11	54.83	55.75	54.59	
		Stride count	35.44	33.88	35.14	34.18	32.69	33.44	34.23	33.28	33.68	33.76	33.48	439.91	

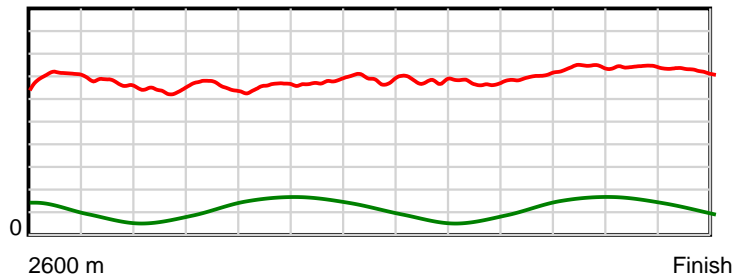
10 m Stride length



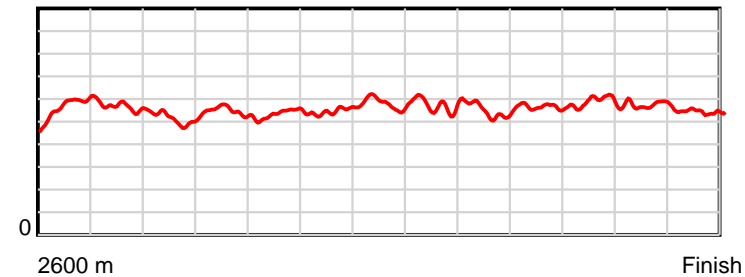
0.6 s Stride duration



20 m/sec Speed



100 % Stride efficiency



Note: Horizontal distance axis grid lines are 200m furlongs.

Disclaimer.

HRNZ and NZMTC and Thoroughbred Ratings Pty Ltd accepts no responsibility for the completeness or accuracy of any of the information contained herein, and makes no representations about its suitability for any particular purpose. Users should make their own judgements about those matters and/or seek independent advice. You assume all risks associated with use of the data provided on this page.



Race Results



October 15, 2021, Race 11, HRS CONSTRUCTION MOBILE PACE, Distance 2600m, Addington - Survey 3200m

Result	TAB no.	Horse (Barrier)	2600 to	2400m to
4th	4	Braeview Kelly (4)	2400m	2200m
		Position in running (margin)	-	2(0.1)
		Sectional time (s)	13.58	14.83
		Cumulative time (s)	191.74	178.16
		Speed (m/s)	14.73	13.49
		Stride length (m)	6.42	6.33
		Stride duration (s)	0.430	0.470
		Stride efficiency (%)	64.31	62.69
		Stride count	31.18	31.58

Disclaimer.

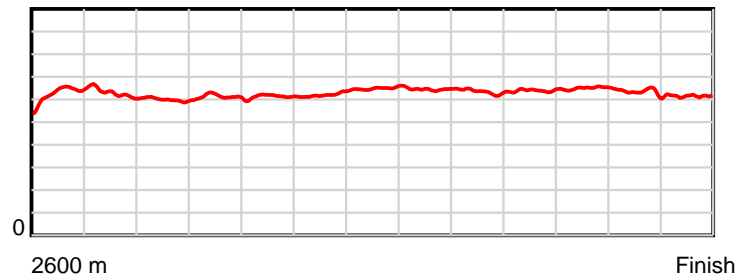
HRNZ and NZMTC and Thoroughbred Ratings Pty Ltd accepts no responsibility for the completeness or accuracy of any of the information contained herein, and makes no representations about its suitability for any particular purpose. Users should make their own judgements about those matters and/or seek independent advice. You assume all risks associated with use of the data provided on this page.

Race Results

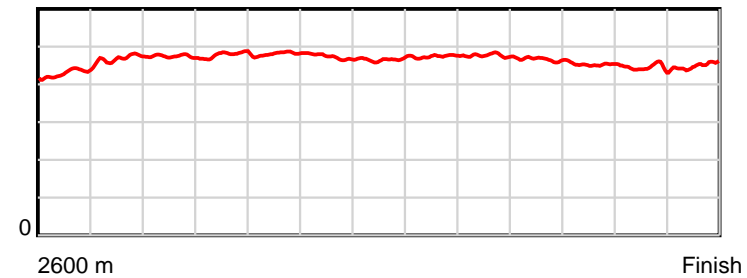
October 15, 2021, Race 11, HRS CONSTRUCTION MOBILE PACE, Distance 2600m, Addington - Survey 3200m

Result	TAB no.	Horse (Barrier)	2200m to	2000m to	1800m to	1600m to	1400m to	1200m to	1000m to	800m to	600m to	400m to	200m to	Total or	Margin
4th	4	Braeview Kelly (4)	2000m	1800m	1600m	1400m	1200m	1000m	800m	600m	400m	200m	WP	Average	
		Position in running (margin)	1(0.0)	2(1.2)	3(1.8)	3(1.9)	3(1.7)	4(1.8)	3(1.8)	3(1.8)	3(1.4)	3(1.6)	4(1.6)		5.20
		Sectional time (s)	15.82	15.59	15.76	15.09	14.33	14.55	15.10	14.47	14.01	13.95	14.66		
		Cumulative time (s)	163.33	147.51	131.92	116.16	101.07	86.74	72.19	57.09	42.62	28.61	14.66	3:11.74	
		Speed (m/s)	12.64	12.83	12.69	13.25	13.96	13.75	13.25	13.82	14.28	14.34	13.64	13.56	
		Stride length (m)	6.00	6.14	6.10	6.27	6.51	6.51	6.31	6.44	6.46	6.37	6.15	6.31	
		Stride duration (s)	0.475	0.478	0.480	0.473	0.466	0.474	0.477	0.466	0.453	0.444	0.451	0.465	
		Stride efficiency (%)	56.30	58.85	58.09	61.45	66.16	66.31	62.28	64.87	65.20	63.45	59.16	62.12	
		Stride count	33.32	32.59	32.80	31.89	30.74	30.70	31.68	31.04	30.96	31.39	32.50	412.37	

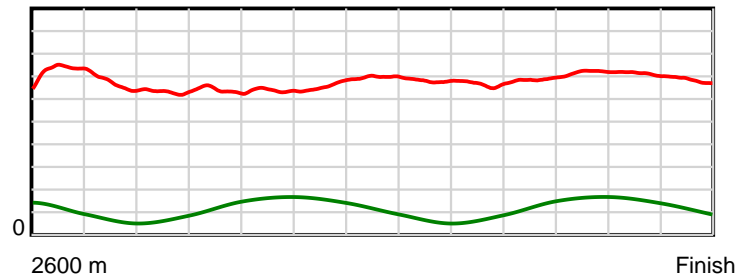
10 m Stride length



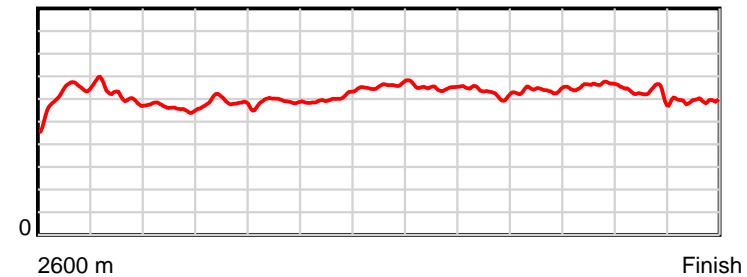
0.6 s Stride duration



20 m/sec Speed



100 % Stride efficiency



Note: Horizontal distance axis grid lines are 200m furlongs.

Disclaimer.

HRNZ and NZMTC and Thoroughbred Ratings Pty Ltd accepts no responsibility for the completeness or accuracy of any of the information contained herein, and makes no representations about its suitability for any particular purpose. Users should make their own judgements about those matters and/or seek independent advice. You assume all risks associated with use of the data provided on this page.



Race Results



October 15, 2021, Race 11, HRS CONSTRUCTION MOBILE PACE, Distance 2600m, Addington - Survey 3200m

Result	TAB no.	Horse (Barrier)	2600 to	2400m to
5th	7	Soundsofcash (7)	2400m	2200m
		Position in running (margin)	-	11(8.9)
		Sectional time (s)	15.04	15.23
		Cumulative time (s)	191.95	176.91
		Speed (m/s)	13.30	13.13
		Stride length (m)	5.93	5.83
		Stride duration (s)	0.440	0.444
		Stride efficiency (%)	55.02	53.13
		Stride count	33.70	34.30

Disclaimer.

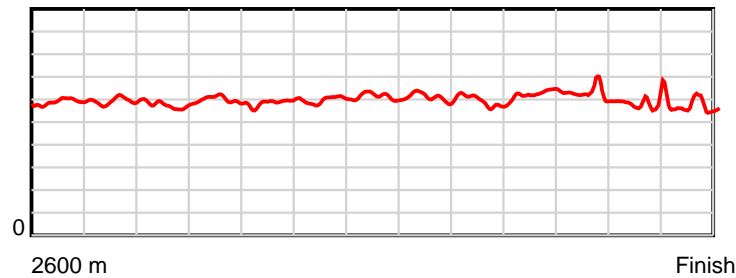
HRNZ and NZMTC and Thoroughbred Ratings Pty Ltd accepts no responsibility for the completeness or accuracy of any of the information contained herein, and makes no representations about its suitability for any particular purpose. Users should make their own judgements about those matters and/or seek independent advice. You assume all risks associated with use of the data provided on this page.

Race Results

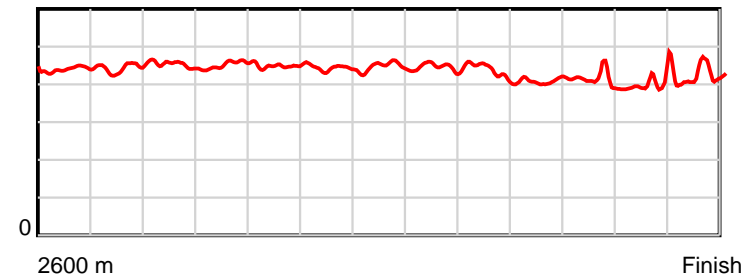
October 15, 2021, Race 11, HRS CONSTRUCTION MOBILE PACE, Distance 2600m, Addington - Survey 3200m

Result	TAB no.	Horse (Barrier)	2200m to	2000m to	1800m to	1600m to	1400m to	1200m to	1000m to	800m to	600m to	400m to	200m to	Total or	Margin
5th	7	Soundsofcash (7)	2000m	1800m	1600m	1400m	1200m	1000m	800m	600m	400m	200m	WP	Average	
		Position in running (margin)	11(11.3)	11(13.8)	12(11.4)	12(10.6)	12(9.5)	12(11.2)	12(12.6)	12(11.3)	4(2.6)	2(0.5)	3(1.1)		6.30
		Sectional time (s)	16.05	15.09	15.60	14.94	14.59	14.78	14.89	13.07	13.64	14.05	14.98		
		Cumulative time (s)	161.68	145.63	130.54	114.94	100.00	85.41	70.63	55.74	42.67	29.03	14.98	3:11.95	
		Speed (m/s)	12.46	13.25	12.82	13.39	13.71	13.53	13.43	15.30	14.66	14.23	13.35	13.55	
		Stride length (m)	5.65	5.99	5.76	5.92	6.13	6.04	5.81	6.28	5.96	5.70	5.64	5.89	
		Stride duration (s)	0.453	0.452	0.449	0.442	0.447	0.446	0.433	0.410	0.406	0.401	0.422	0.435	
		Stride efficiency (%)	49.83	56.09	51.81	54.76	58.68	56.99	52.78	61.59	55.52	50.83	49.67	54.21	
		Stride count	35.42	33.38	34.73	33.78	32.64	33.12	34.41	31.86	33.55	35.07	35.47	441.43	

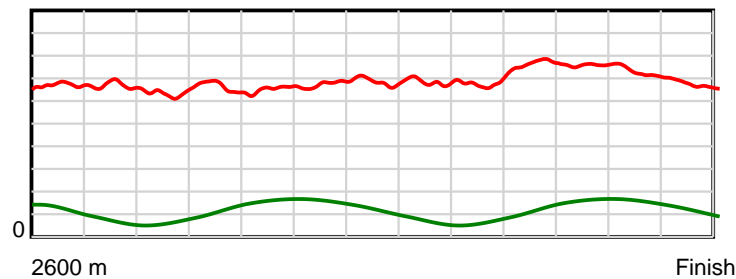
10 m Stride length



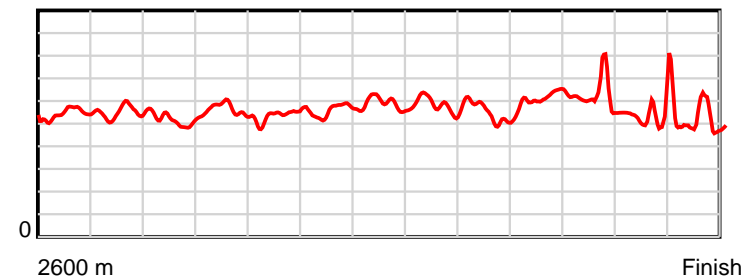
0.6 s Stride duration



20 m/sec Speed



100 % Stride efficiency



Note: Horizontal distance axis grid lines are 200m furlongs.

Disclaimer.

HRNZ and NZMTC and Thoroughbred Ratings Pty Ltd accepts no responsibility for the completeness or accuracy of any of the information contained herein, and makes no representations about its suitability for any particular purpose. Users should make their own judgements about those matters and/or seek independent advice. You assume all risks associated with use of the data provided on this page.



Race Results



October 15, 2021, Race 11, HRS CONSTRUCTION MOBILE PACE, Distance 2600m, Addington - Survey 3200m

Result	TAB no.	Horse (Barrier)	2600 to	2400m to
6th	10	Serg Blanco (10)	2400m	2200m
		Position in running (margin)	-	8(5.8)
		Sectional time (s)	14.49	14.85
		Cumulative time (s)	192.25	177.76
		Speed (m/s)	13.81	13.47
		Stride length (m)	5.99	6.12
		Stride duration (s)	0.416	0.454
		Stride efficiency (%)	56.01	58.50
		Stride count	33.41	32.69

Disclaimer.

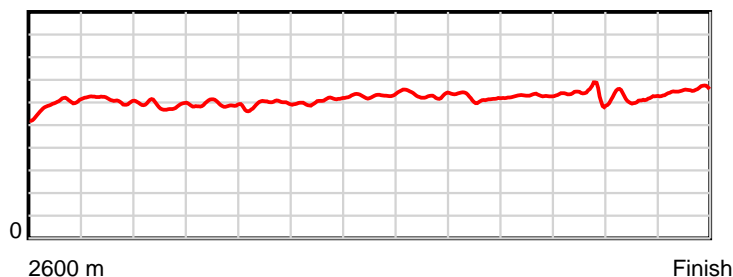
HRNZ and NZMTC and Thoroughbred Ratings Pty Ltd accepts no responsibility for the completeness or accuracy of any of the information contained herein, and makes no representations about its suitability for any particular purpose. Users should make their own judgements about those matters and/or seek independent advice. You assume all risks associated with use of the data provided on this page.

Race Results

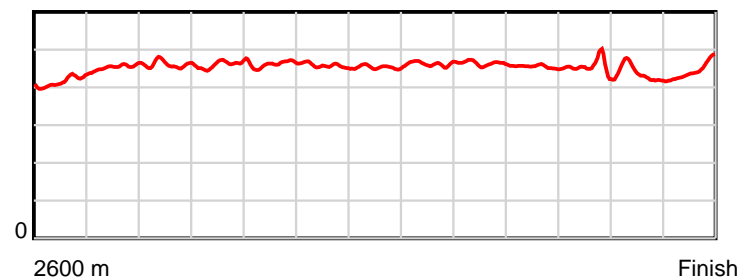
October 15, 2021, Race 11, HRS CONSTRUCTION MOBILE PACE, Distance 2600m, Addington - Survey 3200m

Result	TAB no.	Horse (Barrier)	2200m to	2000m to	1800m to	1600m to	1400m to	1200m to	1000m to	800m to	600m to	400m to	200m to	Total or	Margin
6th	10	Serg Blanco (10)	2000m	1800m	1600m	1400m	1200m	1000m	800m	600m	400m	200m	WP	Average	
		Position in running (margin)	7(5.8)	7(6.9)	8(7.3)	9(7.3)	10(7.1)	10(7.7)	9(7.6)	8(7.0)	10(6.8)	8(9.3)	7(10.0)		8.00
		Sectional time (s)	15.80	15.56	15.74	15.09	14.41	14.52	15.02	14.49	14.39	14.07	13.82		
		Cumulative time (s)	162.91	147.11	131.55	115.81	100.72	86.31	71.79	56.77	42.28	27.89	13.82	3:12.25	
		Speed (m/s)	12.66	12.85	12.71	13.25	13.88	13.77	13.32	13.80	13.90	14.21	14.47	13.52	
		Stride length (m)	5.83	5.93	5.86	6.07	6.28	6.37	6.17	6.27	6.26	6.21	6.48	6.14	
		Stride duration (s)	0.461	0.461	0.461	0.458	0.453	0.463	0.463	0.455	0.450	0.437	0.448	0.454	
		Stride efficiency (%)	53.20	54.86	53.67	57.56	61.73	63.50	59.51	61.50	61.18	60.35	65.63	58.85	
		Stride count	34.28	33.75	34.13	32.95	31.82	31.37	32.41	31.88	31.96	32.18	30.86	423.69	

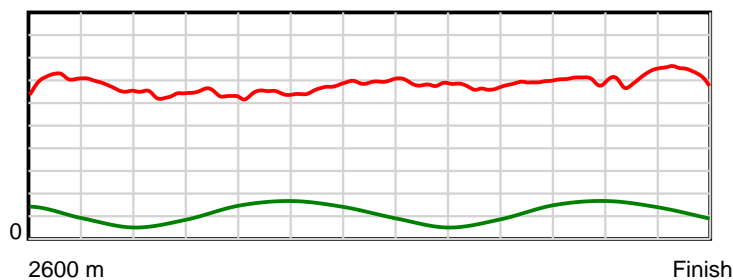
10 m Stride length



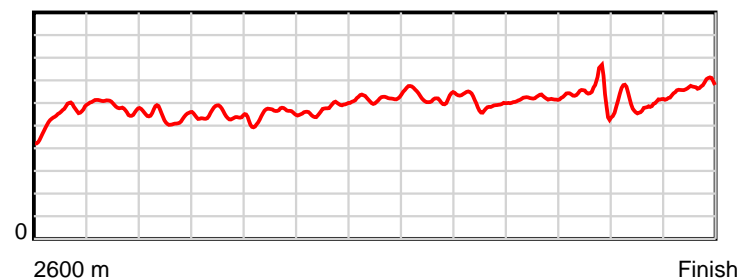
0.6 s Stride duration



20 m/sec Speed



100 % Stride efficiency



Note: Horizontal distance axis grid lines are 200m furlongs.

Disclaimer.

HRNZ and NZMTC and Thoroughbred Ratings Pty Ltd accepts no responsibility for the completeness or accuracy of any of the information contained herein, and makes no representations about its suitability for any particular purpose. Users should make their own judgements about those matters and/or seek independent advice. You assume all risks associated with use of the data provided on this page.



Race Results



October 15, 2021, Race 11, HRS CONSTRUCTION MOBILE PACE, Distance 2600m, Addington - Survey 3200m

Result	TAB no.	Horse (Barrier)	2600 to	2400m to
7th	8	Slip The Hundy (8)	2400m	2200m
		Position in running (margin)	-	12(10.2)
		Sectional time (s)	15.24	15.45
		Cumulative time (s)	192.93	177.69
		Speed (m/s)	13.13	12.94
		Stride length (m)	15.98	11.70
		Stride duration (s)	1.196	0.903
		Stride efficiency (%)	399.18	213.74
		Stride count	12.51	17.10

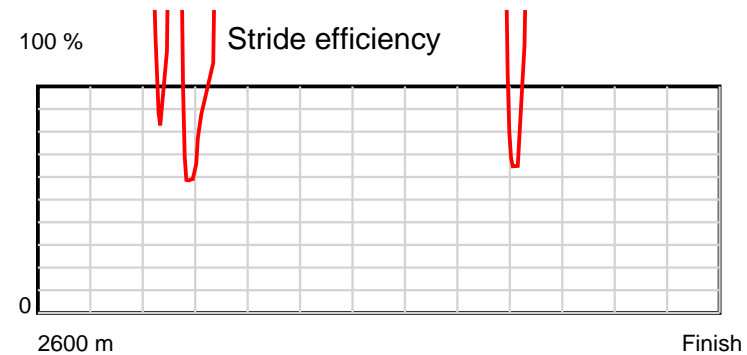
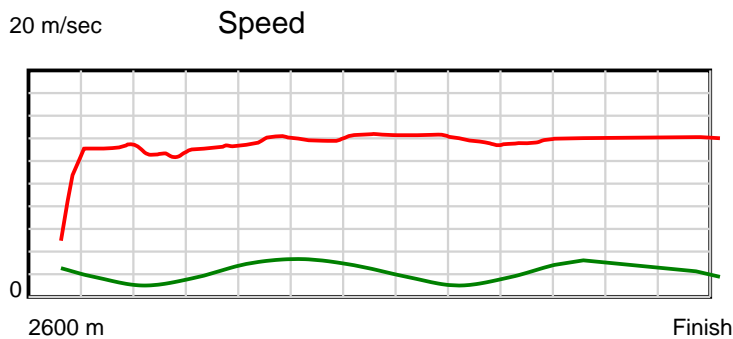
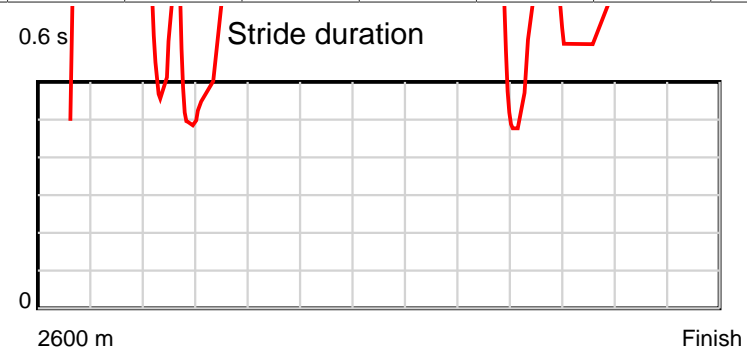
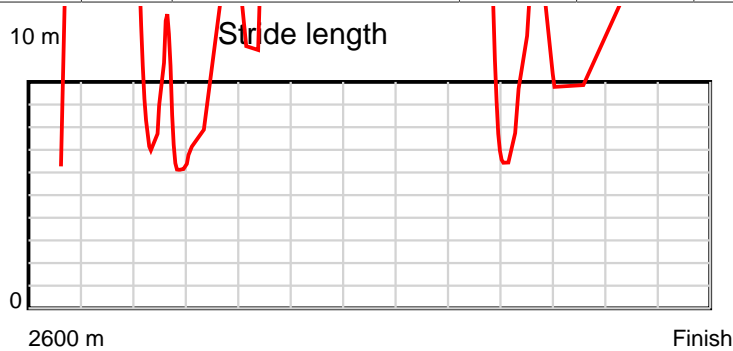
Disclaimer.

HRNZ and NZMTC and Thoroughbred Ratings Pty Ltd accepts no responsibility for the completeness or accuracy of any of the information contained herein, and makes no representations about its suitability for any particular purpose. Users should make their own judgements about those matters and/or seek independent advice. You assume all risks associated with use of the data provided on this page.

Race Results

October 15, 2021, Race 11, HRS CONSTRUCTION MOBILE PACE, Distance 2600m, Addington - Survey 3200m

Result	TAB no.	Horse (Barrier)	2200m to	2000m to	1800m to	1600m to	1400m to	1200m to	1000m to	800m to	600m to	400m to	200m to	Total or	Margin
7th	8	Slip The Hundy (8)	2000m	1800m	1600m	1400m	1200m	1000m	800m	600m	400m	200m	WP	Average	
		Position in running (margin)	12(13.8)	12(16.4)	11(11.3)	8(6.5)	7(3.8)	3(1.7)	2(1.4)	2(1.3)	2(0.6)	4(1.7)	5(4.4)		11.70
		Sectional time (s)	16.06	14.63	14.94	14.67	13.97	14.48	15.10	14.41	14.17	14.41	15.40		
		Cumulative time (s)	162.24	146.18	131.55	116.61	101.94	87.97	73.49	58.39	43.98	29.81	15.40	3:12.93	
		Speed (m/s)	12.45	13.67	13.39	13.63	14.32	13.81	13.25	13.88	14.11	13.88	12.99	13.48	
		Stride length (m)	6.90	13.14	12.70	12.78	17.32	19.63	10.05	10.79	14.92	106.21	38.36	13.99	
		Stride duration (s)	0.554	0.961	0.949	0.937	1.209	1.421	0.759	0.778	1.057	7.651	2.953	1.038	
		Stride efficiency (%)	74.32	269.74	251.91	255.06	468.64	602.30	157.77	182.04	347.90	17628.32	2298.84	305.70	
		Stride count	29.00	15.22	15.75	15.65	11.55	10.19	19.90	18.53	13.40	1.88	5.21	185.89	



Note: Horizontal distance axis grid lines are 200m furlongs.

Disclaimer.

HRNZ and NZMTC and Thoroughbred Ratings Pty Ltd accepts no responsibility for the completeness or accuracy of any of the information contained herein, and makes no representations about its suitability for any particular purpose. Users should make their own judgements about those matters and/or seek independent advice. You assume all risks associated with use of the data provided on this page.



Race Results



October 15, 2021, Race 11, HRS CONSTRUCTION MOBILE PACE, Distance 2600m, Addington - Survey 3200m

Result	TAB no.	Horse (Barrier)	2600 to	2400m to
8th	1	Love On The Ro... (1)	2400m	2200m
		Position in running (margin)	-	7(4.0)
		Sectional time (s)	14.28	14.80
		Cumulative time (s)	193.42	179.14
		Speed (m/s)	14.01	13.51
		Stride length (m)	6.06	6.03
		Stride duration (s)	0.422	0.446
		Stride efficiency (%)	57.45	56.77
		Stride count	32.99	33.18

Disclaimer.

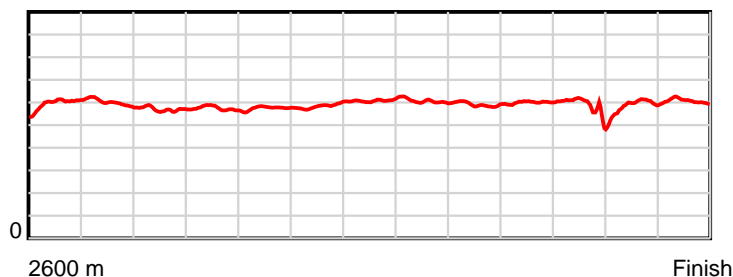
HRNZ and NZMTC and Thoroughbred Ratings Pty Ltd accepts no responsibility for the completeness or accuracy of any of the information contained herein, and makes no representations about its suitability for any particular purpose. Users should make their own judgements about those matters and/or seek independent advice. You assume all risks associated with use of the data provided on this page.

Race Results

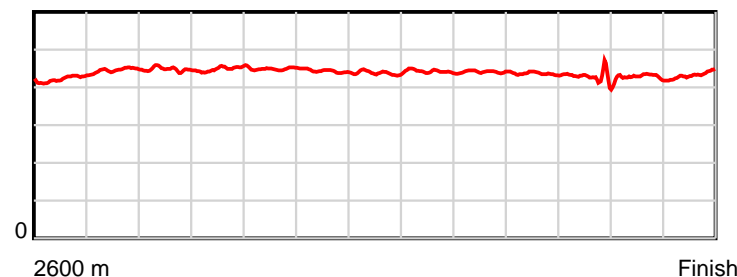
October 15, 2021, Race 11, HRS CONSTRUCTION MOBILE PACE, Distance 2600m, Addington - Survey 3200m

Result	TAB no.	Horse (Barrier)	2200m to	2000m to	1800m to	1600m to	1400m to	1200m to	1000m to	800m to	600m to	400m to	200m to	Total or	Margin
8th	1	Love On The Ro... (1)	2000m	1800m	1600m	1400m	1200m	1000m	800m	600m	400m	200m	WP	Average	
		Position in running (margin)	4(3.8)	5(5.0)	7(5.7)	7(5.7)	8(5.3)	8(5.5)	7(5.9)	6(5.4)	8(5.0)	9(10.1)	10(13.8)		14.50
		Sectional time (s)	15.83	15.60	15.74	15.05	14.35	14.61	15.02	14.47	14.83	14.56	14.28		
		Cumulative time (s)	164.34	148.51	132.91	117.17	102.12	87.77	73.16	58.14	43.67	28.84	14.28	3:13.42	
		Speed (m/s)	12.63	12.82	12.71	13.29	13.94	13.69	13.32	13.82	13.49	13.74	14.01	13.44	
		Stride length (m)	5.66	5.75	5.70	5.89	6.11	6.06	5.87	6.03	5.69	5.88	6.07	5.90	
		Stride duration (s)	0.448	0.449	0.449	0.443	0.438	0.443	0.441	0.436	0.422	0.428	0.434	0.439	
		Stride efficiency (%)	50.02	51.71	50.83	54.23	58.26	57.36	53.89	56.75	50.58	54.05	57.67	54.46	
		Stride count	35.35	34.77	35.07	33.95	32.76	33.01	34.06	33.19	35.15	34.01	32.92	440.41	

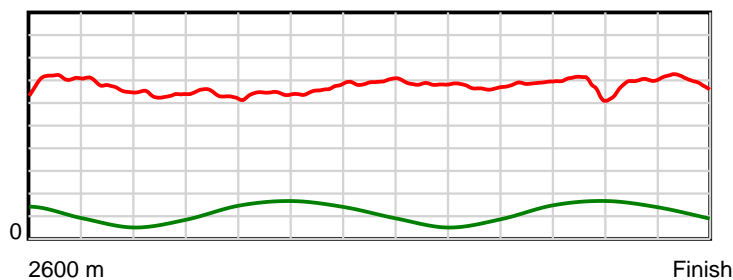
10 m Stride length



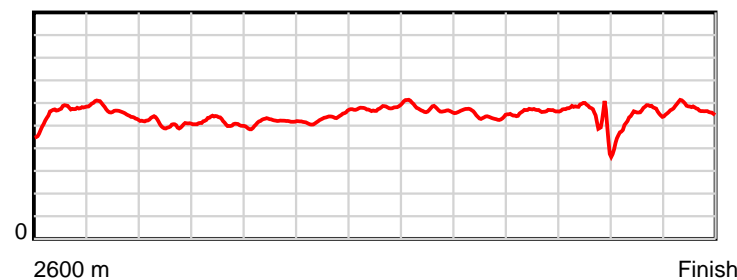
0.6 s Stride duration



20 m/sec Speed



100 % Stride efficiency



Note: Horizontal distance axis grid lines are 200m furlongs.

Disclaimer.

HRNZ and NZMTC and Thoroughbred Ratings Pty Ltd accepts no responsibility for the completeness or accuracy of any of the information contained herein, and makes no representations about its suitability for any particular purpose. Users should make their own judgements about those matters and/or seek independent advice. You assume all risks associated with use of the data provided on this page.



Race Results



October 15, 2021, Race 11, HRS CONSTRUCTION MOBILE PACE, Distance 2600m, Addington - Survey 3200m

Result	TAB no.	Horse (Barrier)	2600 to	2400m to
9th	12	Manjimup (12)	2400m	2200m
		Position in running (margin)	-	10(8.0)
		Sectional time (s)	14.89	15.16
		Cumulative time (s)	193.51	178.62
		Speed (m/s)	13.44	13.19
		Stride length (m)	6.33	6.22
		Stride duration (s)	0.451	0.471
		Stride efficiency (%)	62.59	60.45
		Stride count	31.60	32.16

Disclaimer.

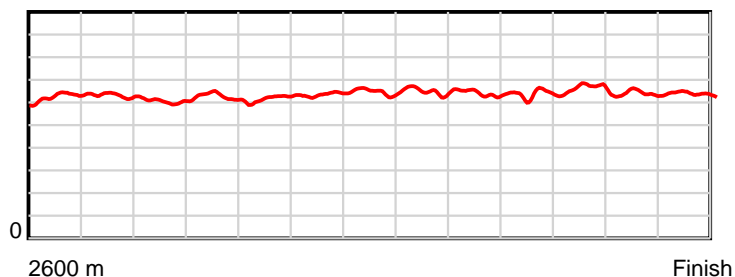
HRNZ and NZMTC and Thoroughbred Ratings Pty Ltd accepts no responsibility for the completeness or accuracy of any of the information contained herein, and makes no representations about its suitability for any particular purpose. Users should make their own judgements about those matters and/or seek independent advice. You assume all risks associated with use of the data provided on this page.

Race Results

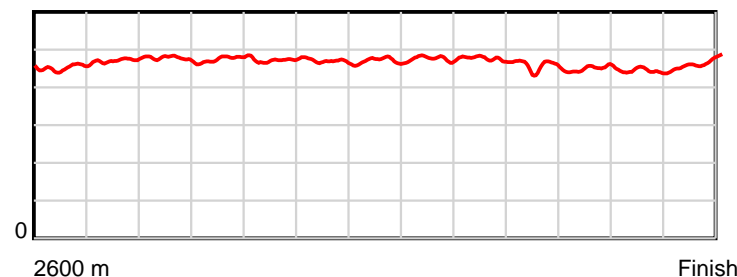
October 15, 2021, Race 11, HRS CONSTRUCTION MOBILE PACE, Distance 2600m, Addington - Survey 3200m

Result	TAB no.	Horse (Barrier)	2200m to	2000m to	1800m to	1600m to	1400m to	1200m to	1000m to	800m to	600m to	400m to	200m to	Total or	Margin
9th	12	Manjimup (12)	2000m	1800m	1600m	1400m	1200m	1000m	800m	600m	400m	200m	WP	Average	
		Position in running (margin)	10(9.9)	10(11.5)	10(9.6)	11(9.1)	11(7.7)	11(9.1)	11(11.1)	11(10.7)	12(9.2)	10(10.1)	8(11.7)		15.00
		Sectional time (s)	15.90	15.17	15.64	14.89	14.55	14.87	15.04	14.29	14.13	14.21	14.77		
		Cumulative time (s)	163.46	147.56	132.39	116.75	101.86	87.31	72.44	57.40	43.11	28.98	14.77	3:13.51	
		Speed (m/s)	12.58	13.18	12.79	13.43	13.75	13.45	13.30	14.00	14.15	14.07	13.54	13.44	
		Stride length (m)	6.01	6.27	6.04	6.30	6.47	6.42	6.32	6.38	6.36	6.24	6.32	6.28	
		Stride duration (s)	0.477	0.475	0.472	0.469	0.471	0.477	0.475	0.456	0.449	0.443	0.467	0.467	
		Stride efficiency (%)	56.35	61.37	56.92	62.01	65.42	64.31	62.43	63.66	63.24	60.88	62.51	61.63	
		Stride count	33.30	31.91	33.14	31.75	30.91	31.18	31.64	31.33	31.44	32.04	31.62	414.02	

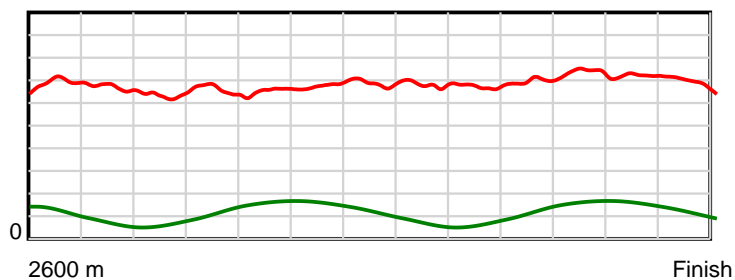
10 m Stride length



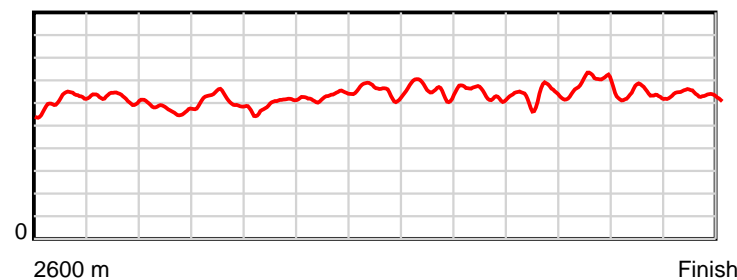
0.6 s Stride duration



20 m/sec Speed



100 % Stride efficiency



Note: Horizontal distance axis grid lines are 200m furlongs.

Disclaimer.

HRNZ and NZMTC and Thoroughbred Ratings Pty Ltd accepts no responsibility for the completeness or accuracy of any of the information contained herein, and makes no representations about its suitability for any particular purpose. Users should make their own judgements about those matters and/or seek independent advice. You assume all risks associated with use of the data provided on this page.



Race Results



October 15, 2021, Race 11, HRS CONSTRUCTION MOBILE PACE, Distance 2600m, Addington - Survey 3200m

Result	TAB no.	Horse (Barrier)	2600 to	2400m to
10th	5	Just Holla (5)	2400m	2200m
		Position in running (margin)	-	4(1.9)
		Sectional time (s)	13.91	15.19
		Cumulative time (s)	194.46	180.55
		Speed (m/s)	14.38	13.17
		Stride length (m)	6.45	6.14
		Stride duration (s)	0.442	0.467
		Stride efficiency (%)	64.92	58.98
		Stride count	31.03	32.55

Disclaimer.

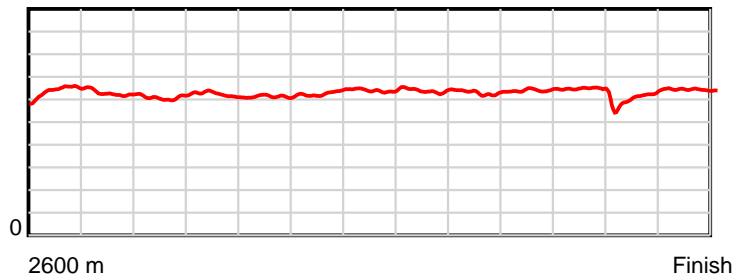
HRNZ and NZMTC and Thoroughbred Ratings Pty Ltd accepts no responsibility for the completeness or accuracy of any of the information contained herein, and makes no representations about its suitability for any particular purpose. Users should make their own judgements about those matters and/or seek independent advice. You assume all risks associated with use of the data provided on this page.

Race Results

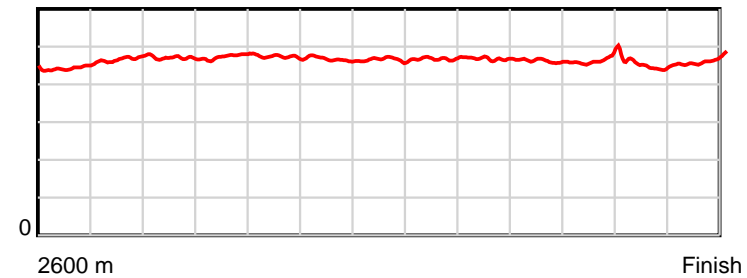
October 15, 2021, Race 11, HRS CONSTRUCTION MOBILE PACE, Distance 2600m, Addington - Survey 3200m

Result	TAB no.	Horse (Barrier)	2200m to	2000m to	1800m to	1600m to	1400m to	1200m to	1000m to	800m to	600m to	400m to	200m to	Total or	Margin
10th	5	Just Holla (5)	2000m	1800m	1600m	1400m	1200m	1000m	800m	600m	400m	200m	WP	Average	
		Position in running (margin)	5(4.0)	6(5.0)	5(4.0)	5(4.0)	6(3.5)	7(5.0)	8(7.2)	9(7.1)	9(6.3)	12(13.3)	11(19.2)		20.20
		Sectional time (s)	15.80	15.32	15.73	15.05	14.56	14.92	15.09	14.41	15.13	14.95	14.40		
		Cumulative time (s)	165.36	149.56	134.24	118.51	103.46	88.90	73.98	58.89	44.48	29.35	14.40	3:14.46	
		Speed (m/s)	12.66	13.05	12.71	13.29	13.74	13.40	13.25	13.88	13.22	13.38	13.89	13.37	
		Stride length (m)	5.96	6.19	6.01	6.21	6.39	6.28	6.19	6.41	6.15	6.02	6.44	6.21	
		Stride duration (s)	0.470	0.474	0.473	0.467	0.465	0.468	0.467	0.462	0.466	0.450	0.464	0.465	
		Stride efficiency (%)	55.44	59.84	56.44	60.20	63.88	61.57	59.93	64.17	59.17	56.71	64.83	60.35	
		Stride count	33.58	32.32	33.28	32.22	31.28	31.86	32.29	31.21	32.50	33.20	31.05	418.37	

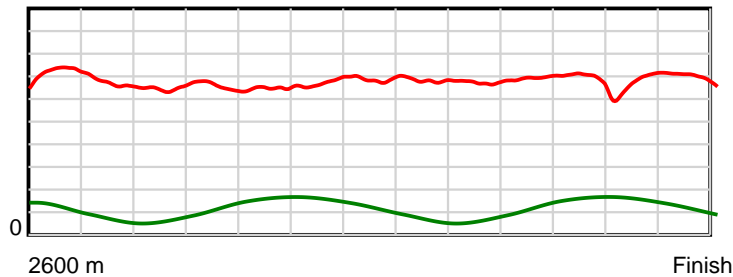
10 m Stride length



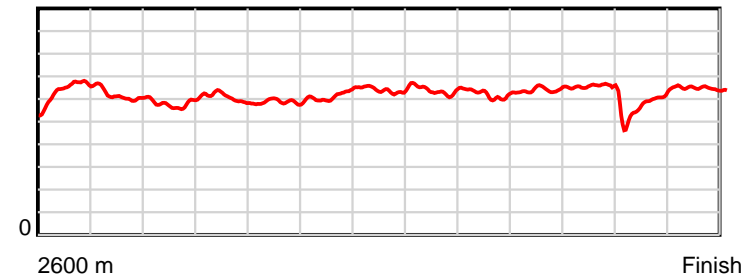
0.6 s Stride duration



20 m/sec Speed



100 % Stride efficiency



Note: Horizontal distance axis grid lines are 200m furlongs.

Disclaimer.

HRNZ and NZMTC and Thoroughbred Ratings Pty Ltd accepts no responsibility for the completeness or accuracy of any of the information contained herein, and makes no representations about its suitability for any particular purpose. Users should make their own judgements about those matters and/or seek independent advice. You assume all risks associated with use of the data provided on this page.



Race Results



October 15, 2021, Race 11, HRS CONSTRUCTION MOBILE PACE, Distance 2600m, Addington - Survey 3200m

Result	TAB no.	Horse (Barrier)	2600 to	2400m to
11th	3	Teds Legacy (3)	2400m	2200m
		Position in running (margin)	-	6(3.8)
		Sectional time (s)	14.17	15.18
		Cumulative time (s)	194.99	180.82
		Speed (m/s)	14.12	13.18
		Stride length (m)	6.43	6.21
		Stride duration (s)	0.448	0.471
		Stride efficiency (%)	64.56	60.20
		Stride count	31.12	32.22

Disclaimer.

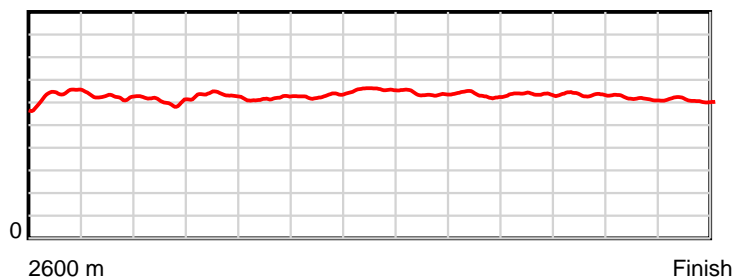
HRNZ and NZMTC and Thoroughbred Ratings Pty Ltd accepts no responsibility for the completeness or accuracy of any of the information contained herein, and makes no representations about its suitability for any particular purpose. Users should make their own judgements about those matters and/or seek independent advice. You assume all risks associated with use of the data provided on this page.

Race Results

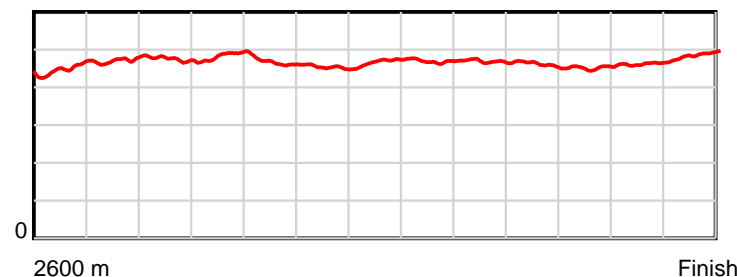
October 15, 2021, Race 11, HRS CONSTRUCTION MOBILE PACE, Distance 2600m, Addington - Survey 3200m

Result	TAB no.	Horse (Barrier)	2200m to	2000m to	1800m to	1600m to	1400m to	1200m to	1000m to	800m to	600m to	400m to	200m to	Total or	Margin
11th	3	Teds Legacy (3)	2000m	1800m	1600m	1400m	1200m	1000m	800m	600m	400m	200m	WP	Average	
		Position in running (margin)	8(5.9)	8(7.4)	6(5.6)	6(4.4)	4(1.9)	2(1.7)	4(3.4)	4(3.2)	5(3.0)	6(6.5)	9(13.2)		23.20
		Sectional time (s)	15.88	15.19	15.53	14.70	14.29	14.82	15.08	14.51	14.56	15.07	16.01		
		Cumulative time (s)	165.64	149.76	134.57	119.04	104.34	90.05	75.23	60.15	45.64	31.08	16.01	3:14.99	
		Speed (m/s)	12.59	13.17	12.88	13.61	14.00	13.50	13.26	13.78	13.74	13.27	12.49	13.33	
		Stride length (m)	5.99	6.36	6.01	6.17	6.56	6.33	6.22	6.35	6.22	6.15	6.09	6.23	
		Stride duration (s)	0.476	0.483	0.467	0.453	0.469	0.469	0.469	0.461	0.453	0.463	0.487	0.467	
		Stride efficiency (%)	56.05	63.15	56.54	59.44	67.20	62.70	60.38	63.06	60.54	59.01	57.88	60.71	
		Stride count	33.40	31.46	33.25	32.43	30.50	31.57	32.17	31.48	32.13	32.55	32.86	417.14	

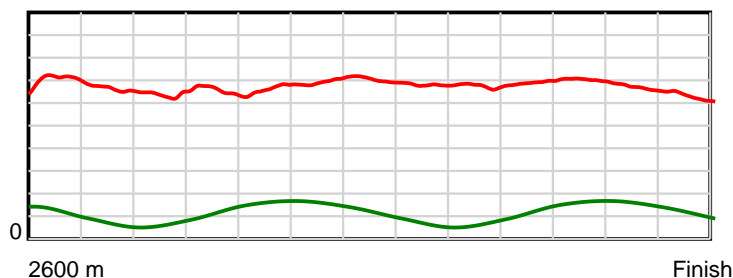
10 m Stride length



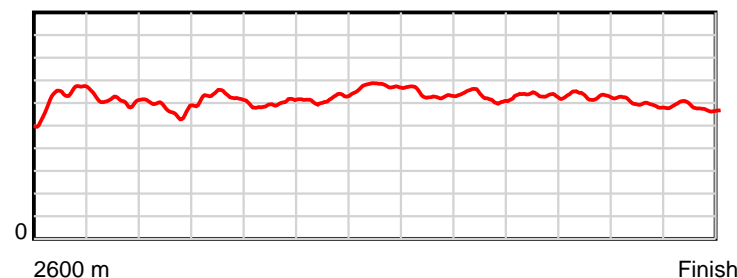
0.6 s Stride duration



20 m/sec Speed



100 % Stride efficiency



Note: Horizontal distance axis grid lines are 200m furlongs.

Disclaimer.

HRNZ and NZMTC and Thoroughbred Ratings Pty Ltd accepts no responsibility for the completeness or accuracy of any of the information contained herein, and makes no representations about its suitability for any particular purpose. Users should make their own judgements about those matters and/or seek independent advice. You assume all risks associated with use of the data provided on this page.



Race Results



October 15, 2021, Race 11, HRS CONSTRUCTION MOBILE PACE, Distance 2600m, Addington - Survey 3200m

Result	TAB no.	Horse (Barrier)	2600 to	2400m to
12th	6	Taumata VC (6)	2400m	2200m
		Position in running (margin)	-	1(0.0)
		Sectional time (s)	13.57	15.14
		Cumulative time (s)	195.06	181.49
		Speed (m/s)	14.74	13.21
		Stride length (m)	6.76	6.35
		Stride duration (s)	0.453	0.480
		Stride efficiency (%)	71.41	62.94
		Stride count	29.59	31.51

Disclaimer.

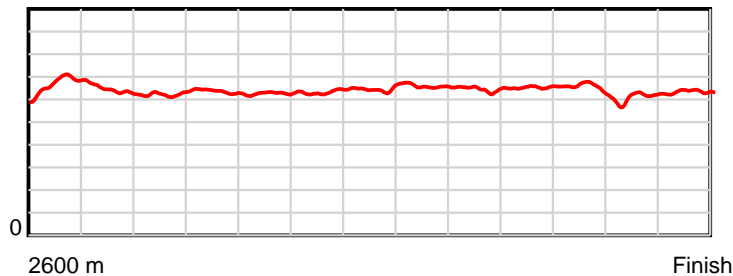
HRNZ and NZMTC and Thoroughbred Ratings Pty Ltd accepts no responsibility for the completeness or accuracy of any of the information contained herein, and makes no representations about its suitability for any particular purpose. Users should make their own judgements about those matters and/or seek independent advice. You assume all risks associated with use of the data provided on this page.

Race Results

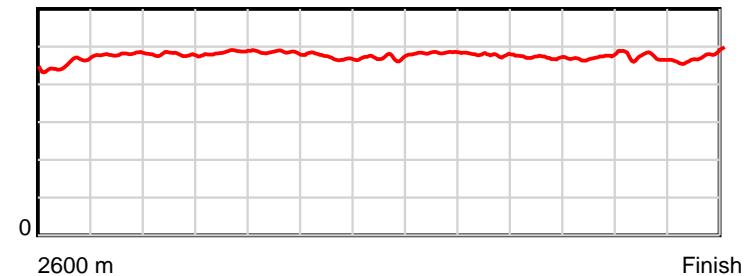
October 15, 2021, Race 11, HRS CONSTRUCTION MOBILE PACE, Distance 2600m, Addington - Survey 3200m

Result	TAB no.	Horse (Barrier)	2200m to	2000m to	1800m to	1600m to	1400m to	1200m to	1000m to	800m to	600m to	400m to	200m to	Total or	Margin
12th	6	Taumata VC (6)	2000m	1800m	1600m	1400m	1200m	1000m	800m	600m	400m	200m	WP	Average	
		Position in running (margin)	2(1.8)	3(2.5)	2(1.5)	2(1.7)	2(1.6)	5(3.4)	6(5.3)	7(5.4)	7(4.6)	11(10.8)	12(19.3)		23.60
		Sectional time (s)	15.75	15.32	15.77	15.10	14.62	14.85	15.13	14.39	15.03	15.36	15.03		
		Cumulative time (s)	166.35	150.60	135.28	119.51	104.41	89.79	74.94	59.81	45.42	30.39	15.03	3:15.06	
		Speed (m/s)	12.70	13.05	12.68	13.25	13.68	13.47	13.22	13.90	13.31	13.02	13.31	13.33	
		Stride length (m)	6.08	6.34	6.14	6.25	6.46	6.52	6.32	6.54	6.30	6.13	6.33	6.34	
		Stride duration (s)	0.479	0.485	0.484	0.472	0.472	0.484	0.478	0.471	0.473	0.471	0.476	0.476	
		Stride efficiency (%)	57.76	62.72	58.92	61.06	65.17	66.35	62.42	66.83	62.05	58.71	62.66	62.85	
		Stride count	32.89	31.57	32.57	32.00	30.97	30.69	31.65	30.58	31.74	32.63	31.58	409.97	

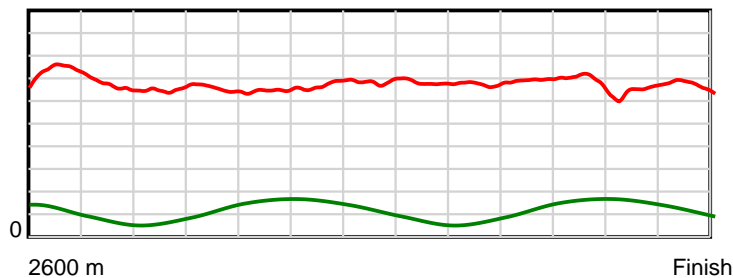
10 m Stride length



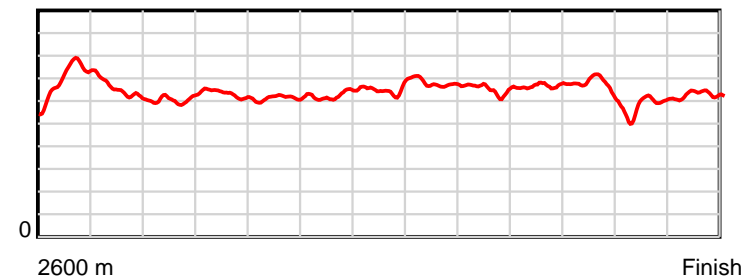
0.6 s Stride duration



20 m/sec Speed



100 % Stride efficiency



Note: Horizontal distance axis grid lines are 200m furlongs.

Disclaimer.

HRNZ and NZMTC and Thoroughbred Ratings Pty Ltd accepts no responsibility for the completeness or accuracy of any of the information contained herein, and makes no representations about its suitability for any particular purpose. Users should make their own judgements about those matters and/or seek independent advice. You assume all risks associated with use of the data provided on this page.