



## Race Results

NZ Metropolitan Trotting Club Inc, HRNZ, October 15, 2021

Compilation date: October 15, 2021, 8:26:36 PM (NZDT)

Copyright © 2021 HRNZ and NZMTC. All rights reserved.

### Trademarks.

StrideMASTER is a registered trademark of Thoroughbred Ratings Pty Ltd.

### Disclaimer.

HRNZ and NZMTC and Thoroughbred Ratings Pty Ltd accepts no responsibility for the completeness or accuracy of any of the information contained herein, and makes no representations about its suitability for any particular purpose. Users should make their own judgements about those matters and/or seek independent advice. You assume all risks associated with use of the data provided on this page.



# Race Results



October 15, 2021, Race 9, STEVIE GOLDING - HARCOURTS CANTERBURY PARK CUP (HCP TROT), Distance 2600m, Addington - Survey 3200m

Result	TAB no.	Horse (Barrier)	2600 to	2400m to
1st	12	<b>Sundees Son (8)</b>	<b>2400m</b>	<b>2200m</b>
		Position in running (margin)	-	9(11.0)
		Sectional time (s)	18.50	16.03
		Cumulative time (s)	195.73	177.23
		Speed (m/s)	10.81	12.48
		Stride length (m)	5.55	5.63
		Stride duration (s)	0.436	0.452
		Stride efficiency (%)	48.08	49.60
		Stride count	36.06	35.50

#### Disclaimer.

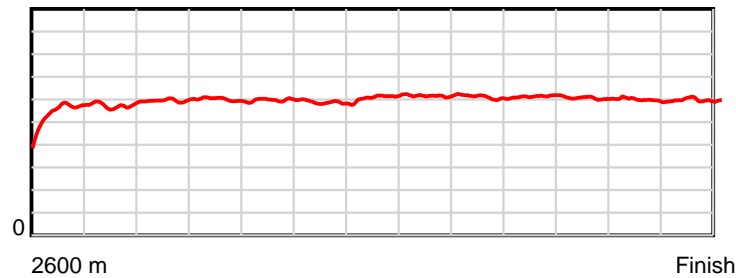
HRNZ and NZMTC and Thoroughbred Ratings Pty Ltd accepts no responsibility for the completeness or accuracy of any of the information contained herein, and makes no representations about its suitability for any particular purpose. Users should make their own judgements about those matters and/or seek independent advice. You assume all risks associated with use of the data provided on this page.

# Race Results

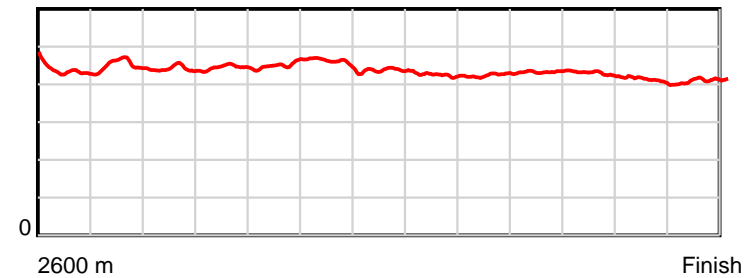
October 15, 2021, Race 9, STEVIE GOLDING - HARCOURTS CANTERBURY PARK CUP (HCP TROT), Distance 2600m, Addington - Survey 3200m

Result	TAB no.	Horse (Barrier)	2200m to	2000m to	1800m to	1600m to	1400m to	1200m to	1000m to	800m to	600m to	400m to	200m to	Total or	Margin
1st	12	<b>Sundees Son (8)</b>	<b>2000m</b>	<b>1800m</b>	<b>1600m</b>	<b>1400m</b>	<b>1200m</b>	<b>1000m</b>	<b>800m</b>	<b>600m</b>	<b>400m</b>	<b>200m</b>	<b>WP</b>	<b>Average</b>	
		Position in running (margin)	8(14.3)	8(13.2)	8(14.3)	8(12.7)	9(12.5)	8(6.4)	4(4.0)	3(2.5)	3(1.6)	3(2.1)	1(0.0)		0.00
		Sectional time (s)	15.02	14.86	15.59	16.04	14.35	14.27	14.38	14.20	14.65	13.99	13.85		
		Cumulative time (s)	161.20	146.18	131.32	115.73	99.69	85.34	71.07	56.69	42.49	27.84	13.85	3:15.73	
		Speed (m/s)	13.32	13.46	12.83	12.47	13.94	14.02	13.91	14.08	13.65	14.30	14.44	13.28	
		Stride length (m)	5.87	5.99	5.79	5.72	6.10	5.94	5.91	6.11	5.83	5.85	5.94	5.86	
		Stride duration (s)	0.441	0.445	0.451	0.459	0.438	0.424	0.425	0.434	0.427	0.410	0.411	0.441	
		Stride efficiency (%)	53.92	56.09	52.36	51.10	58.19	55.22	54.61	58.25	53.16	53.56	55.11	53.67	
		Stride count	34.05	33.38	34.55	34.97	32.77	33.65	33.83	32.76	34.29	34.16	33.68	443.65	

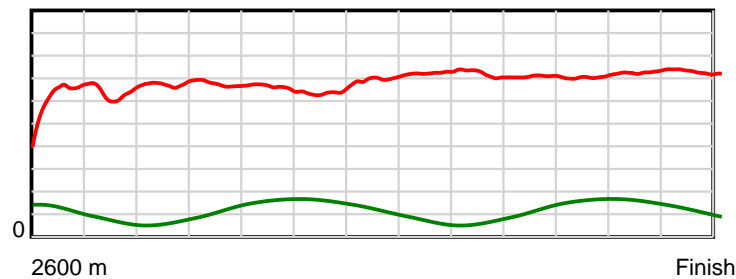
10 m Stride length



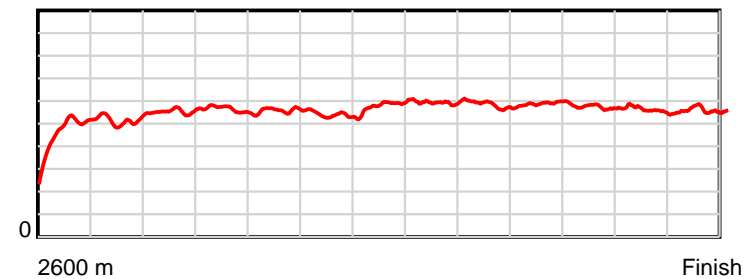
0.6 s Stride duration



20 m/sec Speed



100 % Stride efficiency



Note: Horizontal distance axis grid lines are 200m furlongs.

### Disclaimer.

HRNZ and NZMTC and Thoroughbred Ratings Pty Ltd accepts no responsibility for the completeness or accuracy of any of the information contained herein, and makes no representations about its suitability for any particular purpose. Users should make their own judgements about those matters and/or seek independent advice. You assume all risks associated with use of the data provided on this page.



# Race Results



October 15, 2021, Race 9, STEVIE GOLDING - HARCOURTS CANTERBURY PARK CUP (HCP TROT), Distance 2600m, Addington - Survey 3200m

Result	TAB no.	Horse (Barrier)	2600 to	2400m to
2nd	6	Mataderos (0)	2400m	2200m
		Position in running (margin)	-	1(0.0)
		Sectional time (s)	16.64	15.49
		Cumulative time (s)	195.75	179.11
		Speed (m/s)	12.02	12.91
		Stride length (m)	5.53	5.94
		Stride duration (s)	0.450	0.460
		Stride efficiency (%)	47.85	55.19
		Stride count	36.14	33.65

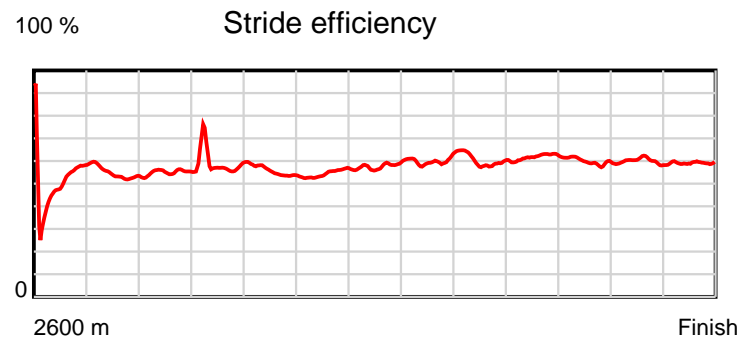
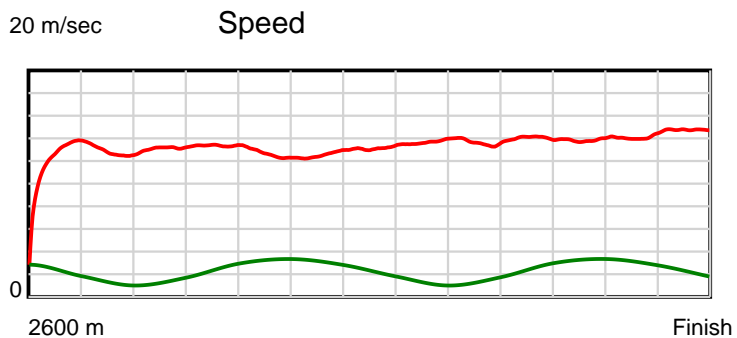
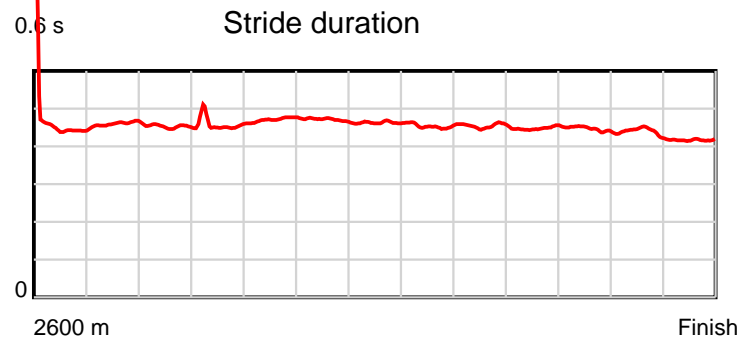
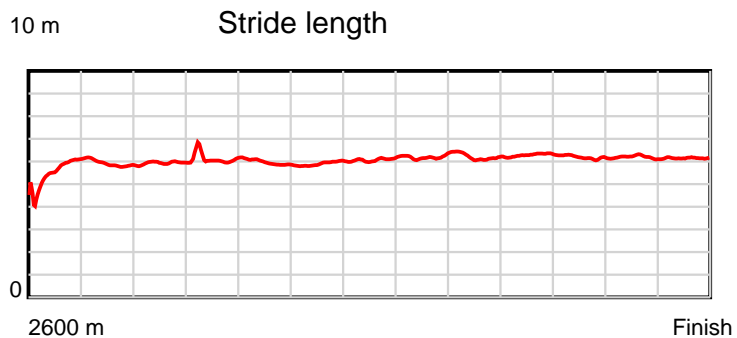
#### Disclaimer.

HRNZ and NZMTC and Thoroughbred Ratings Pty Ltd accepts no responsibility for the completeness or accuracy of any of the information contained herein, and makes no representations about its suitability for any particular purpose. Users should make their own judgements about those matters and/or seek independent advice. You assume all risks associated with use of the data provided on this page.

# Race Results

October 15, 2021, Race 9, STEVIE GOLDING - HARCOURTS CANTERBURY PARK CUP (HCP TROT), Distance 2600m, Addington - Survey 3200m

Result	TAB no.	Horse (Barrier)	2200m to	2000m to	1800m to	1600m to	1400m to	1200m to	1000m to	800m to	600m to	400m to	200m to	Total or	Margin
2nd	6	Mataderos (0)	2000m	1800m	1600m	1400m	1200m	1000m	800m	600m	400m	200m	WP	Average	
		Position in running (margin)	1(0.0)	1(0.0)	2(1.4)	2(2.2)	2(2.3)	2(2.3)	2(1.2)	2(1.1)	2(1.4)	2(1.9)	3(1.5)		0.10
		Sectional time (s)	15.20	14.92	15.99	16.08	15.37	14.48	14.62	14.41	14.63	14.28	13.64		
		Cumulative time (s)	163.62	148.42	133.50	117.51	101.43	86.06	71.58	56.96	42.55	27.92	13.64	3:15.75	
		Speed (m/s)	13.16	13.40	12.51	12.44	13.01	13.81	13.68	13.88	13.67	14.01	14.66	13.28	
		Stride length (m)	5.96	6.12	5.89	5.86	6.02	6.26	6.22	6.21	6.11	6.14	6.12	6.02	
		Stride duration (s)	0.453	0.456	0.471	0.471	0.463	0.454	0.455	0.448	0.447	0.438	0.417	0.453	
		Stride efficiency (%)	55.57	58.44	54.16	53.65	56.69	61.33	60.44	60.34	58.27	58.86	58.44	56.70	
		Stride count	33.54	32.70	33.97	34.13	33.21	31.92	32.16	32.19	32.75	32.59	32.70	431.65	



Note: Horizontal distance axis grid lines are 200m furlongs.

#### Disclaimer.

HRNZ and NZMTC and Thoroughbred Ratings Pty Ltd accepts no responsibility for the completeness or accuracy of any of the information contained herein, and makes no representations about its suitability for any particular purpose. Users should make their own judgements about those matters and/or seek independent advice. You assume all risks associated with use of the data provided on this page.



# Race Results



October 15, 2021, Race 9, STEVIE GOLDING - HARCOURTS CANTERBURY PARK CUP (HCP TROT), Distance 2600m, Addington - Survey 3200m

Result	TAB no.	Horse (Barrier)	2600 to	2400m to
3rd	1	Chief Of Staff (4)	2400m	2200m
		Position in running (margin)	-	4(4.7)
		Sectional time (s)	17.41	15.35
		Cumulative time (s)	195.92	178.51
		Speed (m/s)	11.49	13.03
		Stride length (m)	5.40	6.11
		Stride duration (s)	0.471	0.469
		Stride efficiency (%)	45.60	58.43
		Stride count	37.02	32.71

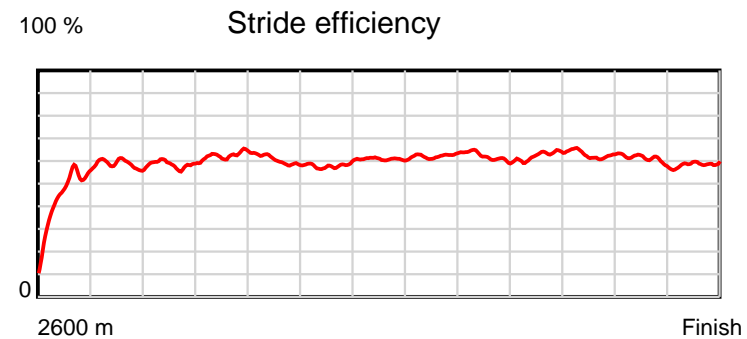
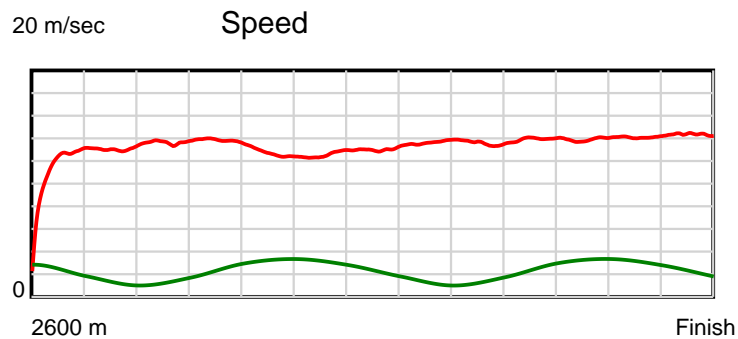
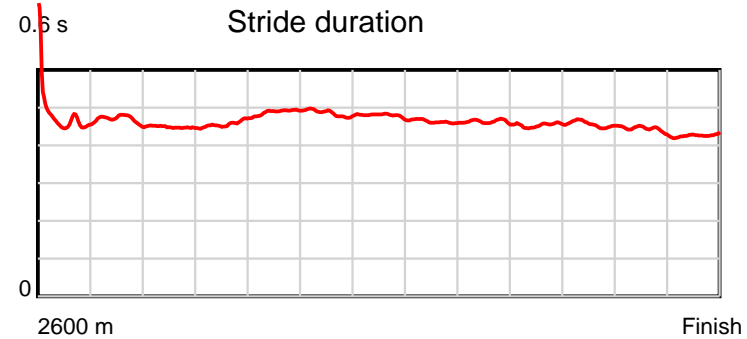
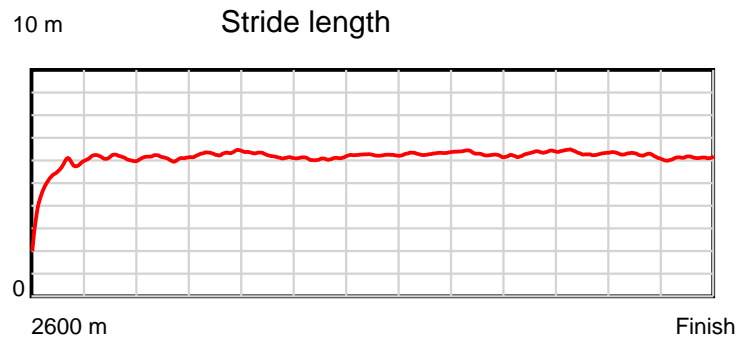
#### Disclaimer.

HRNZ and NZMTC and Thoroughbred Ratings Pty Ltd accepts no responsibility for the completeness or accuracy of any of the information contained herein, and makes no representations about its suitability for any particular purpose. Users should make their own judgements about those matters and/or seek independent advice. You assume all risks associated with use of the data provided on this page.

# Race Results

October 15, 2021, Race 9, STEVIE GOLDING - HARCOURTS CANTERBURY PARK CUP (HCP TROT), Distance 2600m, Addington - Survey 3200m

Result	TAB no.	Horse (Barrier)	2200m to	2000m to	1800m to	1600m to	1400m to	1200m to	1000m to	800m to	600m to	400m to	200m to	Total or	Margin
3rd	1	Chief Of Staff (4)	2000m	1800m	1600m	1400m	1200m	1000m	800m	600m	400m	200m	WP	Average	
		Position in running (margin)	3(3.8)	2(1.2)	1(0.0)	1(0.0)	1(0.0)	1(0.0)	1(0.0)	1(0.0)	1(0.0)	1(0.0)	2(0.2)		1.10
		Sectional time (s)	14.77	14.48	15.86	16.07	15.37	14.66	14.63	14.36	14.55	14.38	14.03		
		Cumulative time (s)	163.16	148.39	133.91	118.05	101.98	86.61	71.95	57.32	42.96	28.41	14.03	3:15.92	
		Speed (m/s)	13.54	13.81	12.61	12.45	13.01	13.64	13.67	13.93	13.75	13.91	14.26	13.27	
		Stride length (m)	6.07	6.31	6.17	6.04	6.23	6.31	6.32	6.32	6.26	6.13	6.11	6.13	
		Stride duration (s)	0.448	0.457	0.489	0.485	0.479	0.463	0.463	0.454	0.456	0.441	0.428	0.462	
		Stride efficiency (%)	57.49	62.31	59.47	56.99	60.64	62.31	62.47	62.46	61.30	58.81	58.26	58.69	
		Stride count	32.97	31.67	32.42	33.12	32.11	31.67	31.63	31.63	31.93	32.60	32.76	424.24	



Note: Horizontal distance axis grid lines are 200m furlongs.

#### Disclaimer.

HRNZ and NZMTC and Thoroughbred Ratings Pty Ltd accepts no responsibility for the completeness or accuracy of any of the information contained herein, and makes no representations about its suitability for any particular purpose. Users should make their own judgements about those matters and/or seek independent advice. You assume all risks associated with use of the data provided on this page.



# Race Results



October 15, 2021, Race 9, STEVIE GOLDING - HARCOURTS CANTERBURY PARK CUP (HCP TROT), Distance 2600m, Addington - Survey 3200m

Result	TAB no.	Horse (Barrier)	2600 to	2400m to
4th	8	<b>Bolt For Brill... (5)</b>	<b>2400m</b>	<b>2200m</b>
		Position in running (margin)	-	8(9.3)
		Sectional time (s)	18.28	15.89
		Cumulative time (s)	196.08	177.80
		Speed (m/s)	10.94	12.59
		Stride length (m)	6.03	6.20
		Stride duration (s)	0.490	0.492
		Stride efficiency (%)	56.88	60.03
		Stride count	33.15	32.27

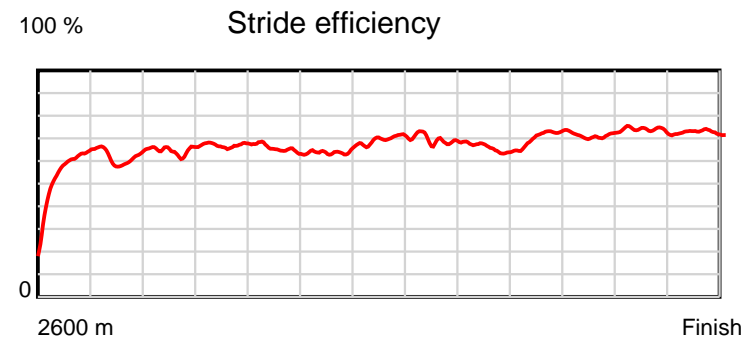
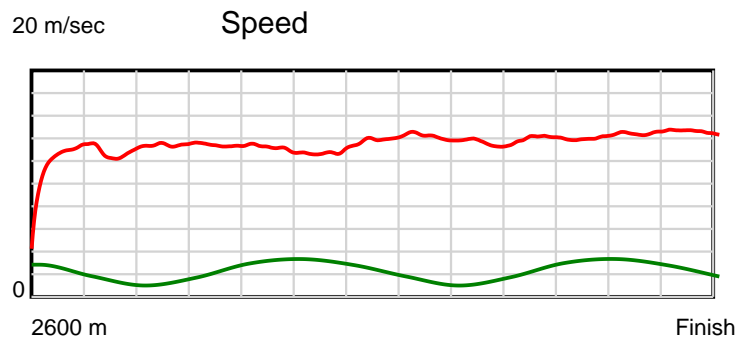
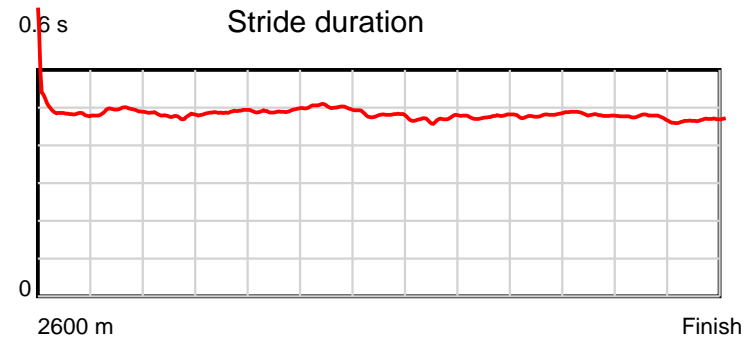
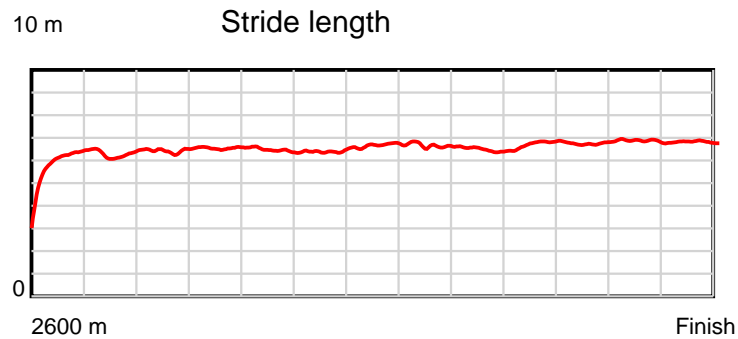
#### Disclaimer.

HRNZ and NZMTC and Thoroughbred Ratings Pty Ltd accepts no responsibility for the completeness or accuracy of any of the information contained herein, and makes no representations about its suitability for any particular purpose. Users should make their own judgements about those matters and/or seek independent advice. You assume all risks associated with use of the data provided on this page.

# Race Results

October 15, 2021, Race 9, STEVIE GOLDING - HARCOURTS CANTERBURY PARK CUP (HCP TROT), Distance 2600m, Addington - Survey 3200m

Result	TAB no.	Horse (Barrier)	2200m to	2000m to	1800m to	1600m to	1400m to	1200m to	1000m to	800m to	600m to	400m to	200m to	Total or	Margin
4th	8	<b>Bolt For Brill... (5)</b>	<b>2000m</b>	<b>1800m</b>	<b>1600m</b>	<b>1400m</b>	<b>1200m</b>	<b>1000m</b>	<b>800m</b>	<b>600m</b>	<b>400m</b>	<b>200m</b>	<b>WP</b>	<b>Average</b>	
		Position in running (margin)	7(11.7)	7(10.8)	7(12.4)	7(10.9)	7(10.0)	4(4.0)	3(2.6)	5(4.4)	4(3.5)	5(4.1)	4(2.5)		1.90
		Sectional time (s)	15.05	14.94	15.61	15.91	14.37	14.44	14.92	14.21	14.66	14.08	13.72		
		Cumulative time (s)	161.91	146.86	131.92	116.31	100.40	86.03	71.59	56.67	42.46	27.80	13.72	3:16.08	
		Speed (m/s)	13.29	13.39	12.81	12.57	13.92	13.85	13.40	14.07	13.64	14.20	14.58	13.26	
		Stride length (m)	6.37	6.54	6.29	6.30	6.66	6.53	6.39	6.76	6.56	6.72	6.82	6.47	
		Stride duration (s)	0.479	0.489	0.491	0.501	0.479	0.471	0.477	0.480	0.481	0.473	0.468	0.488	
		Stride efficiency (%)	63.31	66.92	61.84	62.07	69.41	66.53	63.76	71.37	67.26	70.56	72.76	65.36	
		Stride count	31.42	30.56	31.79	31.73	30.01	30.65	31.31	29.59	30.48	29.76	29.31	402.03	



Note: Horizontal distance axis grid lines are 200m furlongs.

#### Disclaimer.

HRNZ and NZMTC and Thoroughbred Ratings Pty Ltd accepts no responsibility for the completeness or accuracy of any of the information contained herein, and makes no representations about its suitability for any particular purpose. Users should make their own judgements about those matters and/or seek independent advice. You assume all risks associated with use of the data provided on this page.



# Race Results



October 15, 2021, Race 9, STEVIE GOLDING - HARCOURTS CANTERBURY PARK CUP (HCP TROT), Distance 2600m, Addington - Survey 3200m

Result	TAB no.	Horse (Barrier)	2600 to	2400m to
5th	10	<b>Oscar Bonavena (1)</b>	<b>2400m</b>	<b>2200m</b>
		Position in running (margin)	-	10(12.6)
		Sectional time (s)	18.83	16.15
		Cumulative time (s)	196.14	177.31
		Speed (m/s)	10.62	12.38
		Stride length (m)	5.45	5.81
		Stride duration (s)	0.457	0.469
		Stride efficiency (%)	46.43	52.83
		Stride count	36.69	34.40

#### Disclaimer.

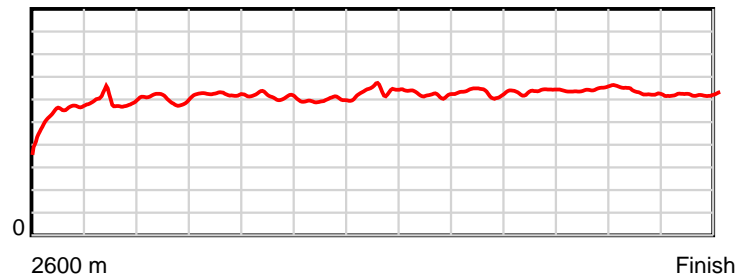
HRNZ and NZMTC and Thoroughbred Ratings Pty Ltd accepts no responsibility for the completeness or accuracy of any of the information contained herein, and makes no representations about its suitability for any particular purpose. Users should make their own judgements about those matters and/or seek independent advice. You assume all risks associated with use of the data provided on this page.

# Race Results

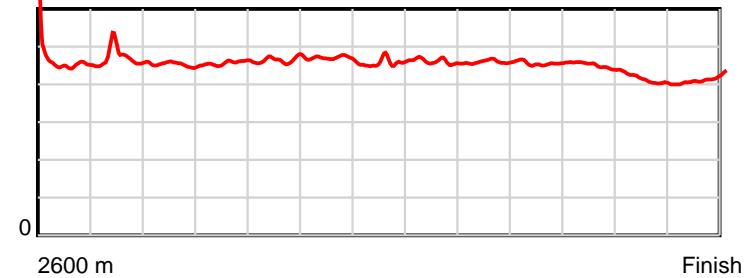
October 15, 2021, Race 9, STEVIE GOLDING - HARCOURTS CANTERBURY PARK CUP (HCP TROT), Distance 2600m, Addington - Survey 3200m

Result	TAB no.	Horse (Barrier)	2200m to	2000m to	1800m to	1600m to	1400m to	1200m to	1000m to	800m to	600m to	400m to	200m to	Total or	Margin
5th	10	<b>Oscar Bonavena (1)</b>	<b>2000m</b>	<b>1800m</b>	<b>1600m</b>	<b>1400m</b>	<b>1200m</b>	<b>1000m</b>	<b>800m</b>	<b>600m</b>	<b>400m</b>	<b>200m</b>	<b>WP</b>	<b>Average</b>	
		Position in running (margin)	9(16.5)	9(16.1)	9(16.0)	10(14.2)	10(14.9)	10(8.8)	10(10.2)	10(10.7)	10(10.6)	10(9.9)	7(4.9)		2.20
		Sectional time (s)	15.13	14.65	15.56	16.18	14.35	14.90	14.73	14.33	14.44	13.52	13.37		
		Cumulative time (s)	161.16	146.03	131.38	115.82	99.64	85.29	70.39	55.66	41.33	26.89	13.37	3:16.14	
		Speed (m/s)	13.22	13.65	12.85	12.36	13.94	13.42	13.58	13.96	13.85	14.79	14.96	13.26	
		Stride length (m)	5.98	6.24	5.97	5.80	6.39	6.18	6.25	6.36	6.21	6.05	6.22	6.06	
		Stride duration (s)	0.452	0.457	0.465	0.469	0.458	0.461	0.460	0.456	0.448	0.409	0.416	0.457	
		Stride efficiency (%)	55.89	60.77	55.77	52.49	63.76	59.74	60.96	63.20	60.29	57.27	60.49	57.37	
		Stride count	33.44	32.07	33.48	34.51	31.31	32.35	32.02	31.45	32.20	33.04	32.15	429.11	

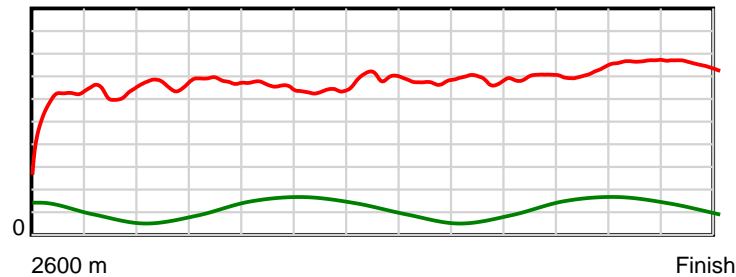
10 m Stride length



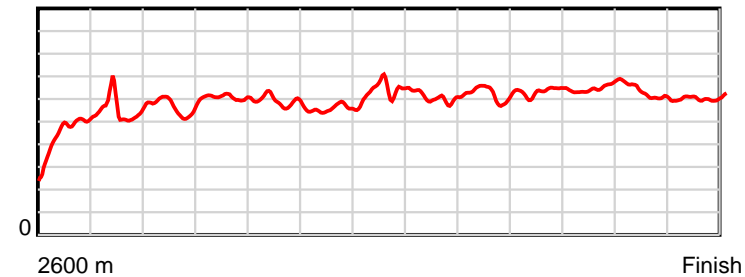
0.6 s Stride duration



20 m/sec Speed



100 % Stride efficiency



Note: Horizontal distance axis grid lines are 200m furlongs.

**Disclaimer.**

HRNZ and NZMTC and Thoroughbred Ratings Pty Ltd accepts no responsibility for the completeness or accuracy of any of the information contained herein, and makes no representations about its suitability for any particular purpose. Users should make their own judgements about those matters and/or seek independent advice. You assume all risks associated with use of the data provided on this page.



# Race Results



October 15, 2021, Race 9, STEVIE GOLDING - HARCOURTS CANTERBURY PARK CUP (HCP TROT), Distance 2600m, Addington - Survey 3200m

Result	TAB no.	Horse (Barrier)	2600 to	2400m to
6th	4	<b>Midnight Dash (10)</b>	<b>2400m</b>	<b>2200m</b>
		Position in running (margin)	-	6(7.3)
		Sectional time (s)	17.81	15.79
		Cumulative time (s)	196.46	178.65
		Speed (m/s)	11.23	12.67
		Stride length (m)	5.61	6.20
		Stride duration (s)	0.480	0.490
		Stride efficiency (%)	49.22	60.12
		Stride count	35.64	32.24

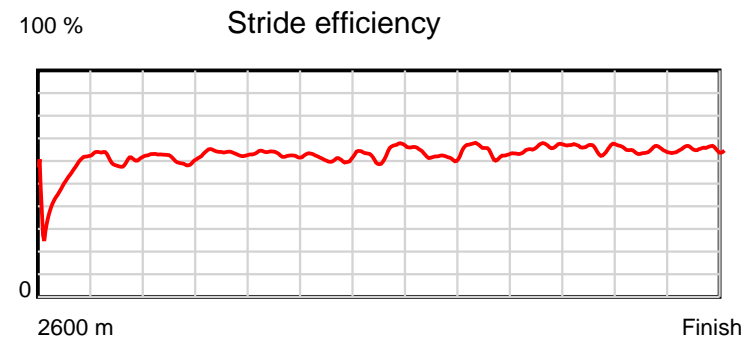
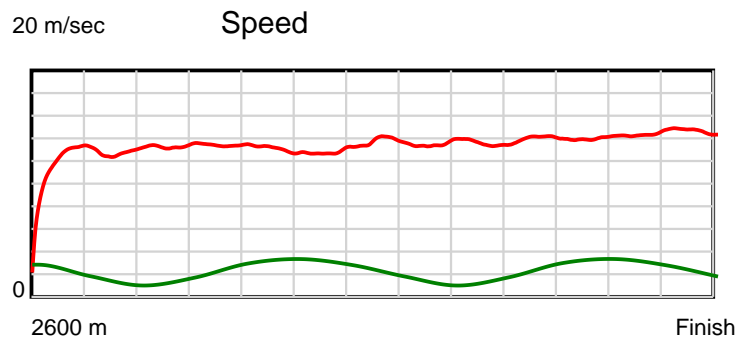
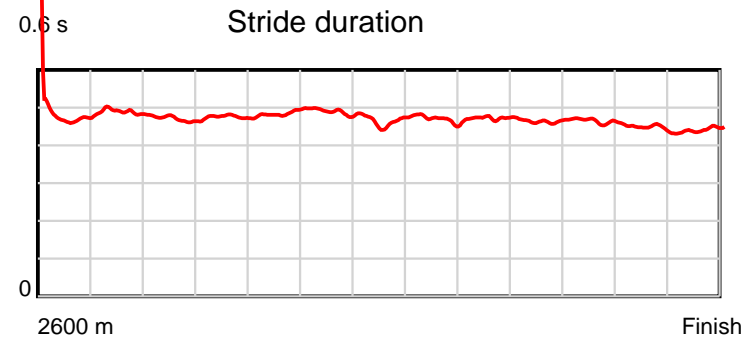
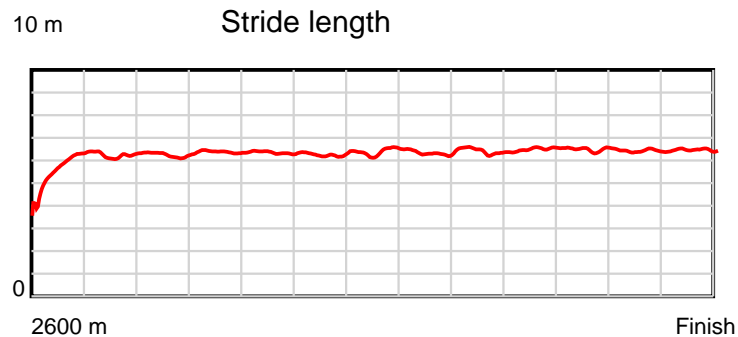
#### Disclaimer.

HRNZ and NZMTC and Thoroughbred Ratings Pty Ltd accepts no responsibility for the completeness or accuracy of any of the information contained herein, and makes no representations about its suitability for any particular purpose. Users should make their own judgements about those matters and/or seek independent advice. You assume all risks associated with use of the data provided on this page.

# Race Results

October 15, 2021, Race 9, STEVIE GOLDING - HARCOURTS CANTERBURY PARK CUP (HCP TROT), Distance 2600m, Addington - Survey 3200m

Result	TAB no.	Horse (Barrier)	2200m to	2000m to	1800m to	1600m to	1400m to	1200m to	1000m to	800m to	600m to	400m to	200m to	Total or	Margin
6th	4	<b>Midnight Dash (10)</b>	<b>2000m</b>	<b>1800m</b>	<b>1600m</b>	<b>1400m</b>	<b>1200m</b>	<b>1000m</b>	<b>800m</b>	<b>600m</b>	<b>400m</b>	<b>200m</b>	<b>WP</b>	<b>Average</b>	
		Position in running (margin)	6(9.1)	6(8.8)	6(9.9)	6(8.9)	6(8.1)	3(2.8)	5(4.4)	6(5.7)	6(5.2)	6(6.0)	6(4.7)		4.10
		Sectional time (s)	15.15	14.85	15.69	15.93	14.50	14.93	14.84	14.27	14.69	14.13	13.88		
		Cumulative time (s)	162.86	147.71	132.86	117.17	101.24	86.74	71.81	56.97	42.70	28.01	13.88	3:16.46	
		Speed (m/s)	13.20	13.47	12.75	12.55	13.79	13.40	13.48	14.02	13.61	14.15	14.41	13.23	
		Stride length (m)	6.22	6.40	6.17	6.14	6.41	6.29	6.37	6.50	6.32	6.31	6.39	6.25	
		Stride duration (s)	0.471	0.475	0.484	0.489	0.465	0.470	0.472	0.464	0.464	0.446	0.443	0.472	
		Stride efficiency (%)	60.43	63.97	59.50	59.00	64.29	61.90	63.38	66.00	62.49	62.30	63.81	61.04	
		Stride count	32.16	31.26	32.41	32.55	31.18	31.78	31.41	30.77	31.63	31.67	31.30	416.00	



Note: Horizontal distance axis grid lines are 200m furlongs.

#### Disclaimer.

HRNZ and NZMTC and Thoroughbred Ratings Pty Ltd accepts no responsibility for the completeness or accuracy of any of the information contained herein, and makes no representations about its suitability for any particular purpose. Users should make their own judgements about those matters and/or seek independent advice. You assume all risks associated with use of the data provided on this page.



# Race Results



October 15, 2021, Race 9, STEVIE GOLDING - HARCOURTS CANTERBURY PARK CUP (HCP TROT), Distance 2600m, Addington - Survey 3200m

Result	TAB no.	Horse (Barrier)	2600 to	2400m to
7th	11	<b>Majestic Man (3)</b>		
		Position in running (margin)		
		Sectional time (s)		
		Cumulative time (s)		
		Speed (m/s)		
		Stride length (m)		
		Stride duration (s)		
		Stride efficiency (%)		
		Stride count		

## Disclaimer.

HRNZ and NZMTC and Thoroughbred Ratings Pty Ltd accepts no responsibility for the completeness or accuracy of any of the information contained herein, and makes no representations about its suitability for any particular purpose. Users should make their own judgements about those matters and/or seek independent advice. You assume all risks associated with use of the data provided on this page.





# Race Results



October 15, 2021, Race 9, STEVIE GOLDING - HARCOURTS CANTERBURY PARK CUP (HCP TROT), Distance 2600m, Addington - Survey 3200m

Result	TAB no.	Horse (Barrier)	2600 to	2400m to
8th	3	<b>The Dominator (9)</b>	<b>2400m</b>	<b>2200m</b>
		Position in running (margin)	-	5(7.1)
		Sectional time (s)	17.73	15.38
		Cumulative time (s)	197.26	179.53
		Speed (m/s)	11.28	13.00
		Stride length (m)	5.59	6.36
		Stride duration (s)	0.484	0.489
		Stride efficiency (%)	48.88	63.24
		Stride count	35.76	31.44

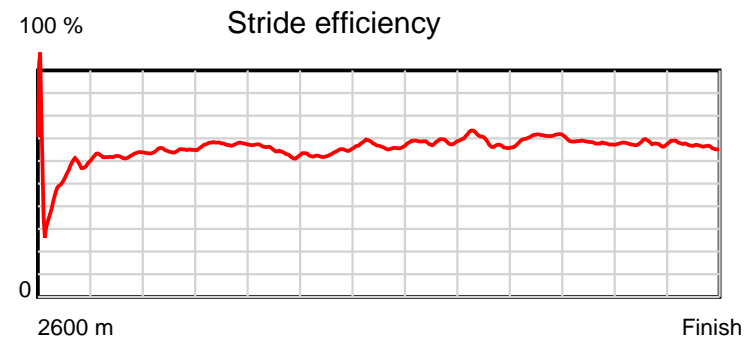
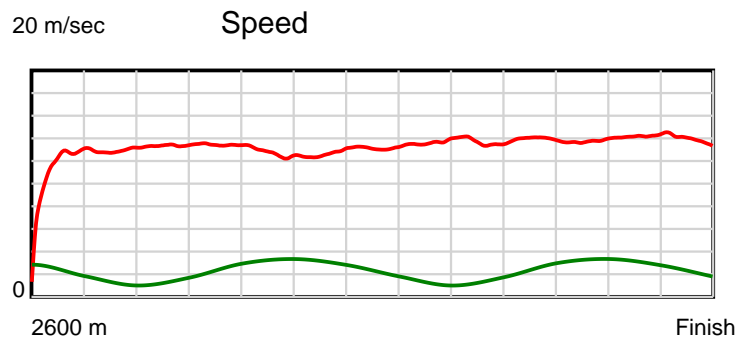
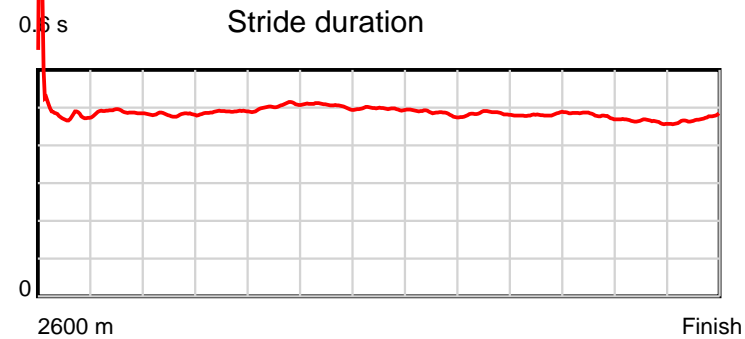
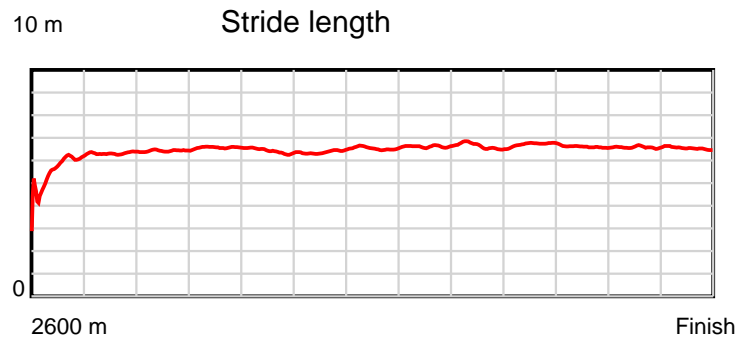
#### Disclaimer.

HRNZ and NZMTC and Thoroughbred Ratings Pty Ltd accepts no responsibility for the completeness or accuracy of any of the information contained herein, and makes no representations about its suitability for any particular purpose. Users should make their own judgements about those matters and/or seek independent advice. You assume all risks associated with use of the data provided on this page.

# Race Results

October 15, 2021, Race 9, STEVIE GOLDING - HARCOURTS CANTERBURY PARK CUP (HCP TROT), Distance 2600m, Addington - Survey 3200m

Result	TAB no.	Horse (Barrier)	2200m to	2000m to	1800m to	1600m to	1400m to	1200m to	1000m to	800m to	600m to	400m to	200m to	Total or	Margin
8th	3	<b>The Dominator (9)</b>	<b>2000m</b>	<b>1800m</b>	<b>1600m</b>	<b>1400m</b>	<b>1200m</b>	<b>1000m</b>	<b>800m</b>	<b>600m</b>	<b>400m</b>	<b>200m</b>	<b>WP</b>	<b>Average</b>	
		Position in running (margin)	4(6.5)	4(4.7)	4(5.8)	5(6.9)	5(6.6)	7(6.2)	7(5.5)	7(5.8)	7(5.2)	7(6.8)	8(5.1)		8.50
		Sectional time (s)	14.91	14.87	16.03	16.03	15.31	14.54	14.69	14.26	14.82	14.07	14.62		
		Cumulative time (s)	164.15	149.24	134.37	118.34	102.31	87.00	72.46	57.77	43.51	28.69	14.62	3:17.26	
		Speed (m/s)	13.41	13.45	12.48	12.48	13.06	13.76	13.61	14.03	13.50	14.21	13.68	13.18	
		Stride length (m)	6.46	6.58	6.29	6.31	6.50	6.68	6.59	6.75	6.47	6.59	6.45	6.42	
		Stride duration (s)	0.481	0.489	0.504	0.505	0.497	0.486	0.484	0.481	0.480	0.464	0.471	0.487	
		Stride efficiency (%)	65.19	67.57	61.76	62.14	65.96	69.77	67.91	71.29	65.49	67.83	64.97	64.39	
		Stride count	30.96	30.41	31.81	31.72	30.78	29.93	30.34	29.61	30.89	30.36	31.02	405.03	



Note: Horizontal distance axis grid lines are 200m furlongs.

#### Disclaimer.

HRNZ and NZMTC and Thoroughbred Ratings Pty Ltd accepts no responsibility for the completeness or accuracy of any of the information contained herein, and makes no representations about its suitability for any particular purpose. Users should make their own judgements about those matters and/or seek independent advice. You assume all risks associated with use of the data provided on this page.



# Race Results



October 15, 2021, Race 9, STEVIE GOLDING - HARCOURTS CANTERBURY PARK CUP (HCP TROT), Distance 2600m, Addington - Survey 3200m

Result	TAB no.	Horse (Barrier)	2600 to	2400m to
9th	2	Majestic Lavro... (7)	2400m	2200m
		Position in running (margin)	-	7(9.1)
		Sectional time (s)	18.23	16.93
		Cumulative time (s)	197.75	179.52
		Speed (m/s)	10.97	11.81
		Stride length (m)	5.20	5.53
		Stride duration (s)	0.465	0.468
		Stride efficiency (%)	42.18	47.82
		Stride count	38.49	36.16

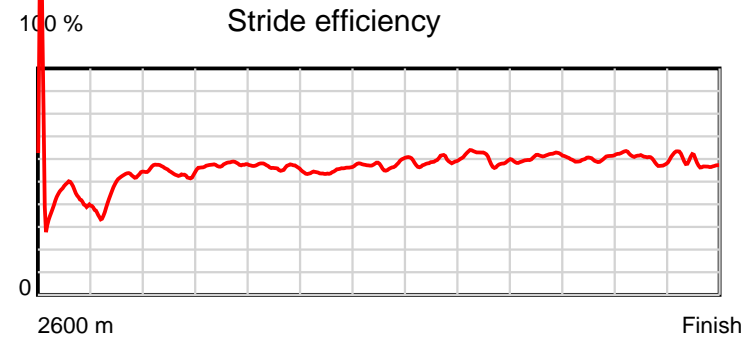
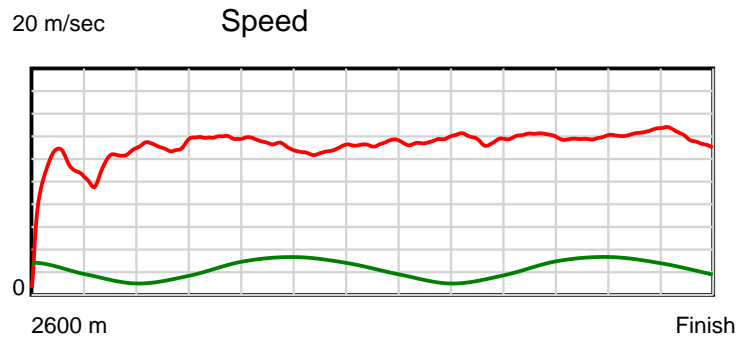
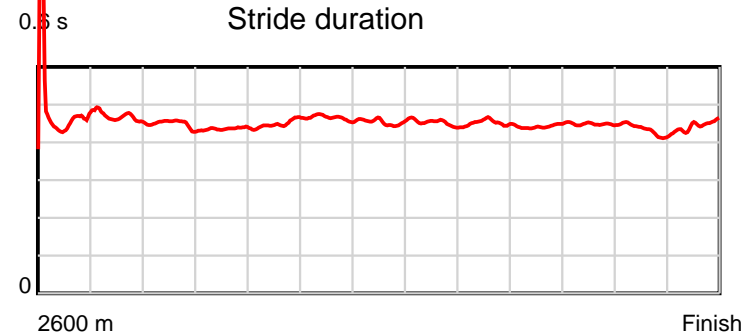
#### Disclaimer.

HRNZ and NZMTC and Thoroughbred Ratings Pty Ltd accepts no responsibility for the completeness or accuracy of any of the information contained herein, and makes no representations about its suitability for any particular purpose. Users should make their own judgements about those matters and/or seek independent advice. You assume all risks associated with use of the data provided on this page.

# Race Results

October 15, 2021, Race 9, STEVIE GOLDING - HARCOURTS CANTERBURY PARK CUP (HCP TROT), Distance 2600m, Addington - Survey 3200m

Result	TAB no.	Horse (Barrier)	2200m to	2000m to	1800m to	1600m to	1400m to	1200m to	1000m to	800m to	600m to	400m to	200m to	Total or	Margin
9th	2	Majestic Lavro... (7)	2000m	1800m	1600m	1400m	1200m	1000m	800m	600m	400m	200m	WP	Average	
		Position in running (margin)	10(17.8)	10(17.7)	10(16.2)	9(12.7)	8(10.8)	9(8.5)	9(8.2)	9(7.5)	8(6.8)	9(8.4)	9(6.5)		11.20
		Sectional time (s)	15.19	14.43	15.27	15.75	14.98	14.62	14.51	14.23	14.81	14.05	14.75		
		Cumulative time (s)	162.59	147.40	132.97	117.70	101.95	86.97	72.35	57.84	43.61	28.80	14.75	3:17.75	
		Speed (m/s)	13.17	13.86	13.10	12.70	13.35	13.68	13.78	14.05	13.50	14.23	13.56	13.15	
		Stride length (m)	5.91	6.05	5.88	5.90	6.06	6.19	6.23	6.21	6.05	6.16	6.06	5.94	
		Stride duration (s)	0.449	0.436	0.449	0.465	0.454	0.452	0.452	0.442	0.448	0.433	0.447	0.452	
		Stride efficiency (%)	54.60	57.15	54.02	54.39	57.45	59.79	60.67	60.34	57.23	59.32	57.35	55.16	
		Stride count	33.83	33.07	34.02	33.90	32.99	32.33	32.10	32.19	33.05	32.46	33.01	437.60	



Note: Horizontal distance axis grid lines are 200m furlongs.

#### Disclaimer.

HRNZ and NZMTC and Thoroughbred Ratings Pty Ltd accepts no responsibility for the completeness or accuracy of any of the information contained herein, and makes no representations about its suitability for any particular purpose. Users should make their own judgements about those matters and/or seek independent advice. You assume all risks associated with use of the data provided on this page.



# Race Results



October 15, 2021, Race 9, STEVIE GOLDING - HARCOURTS CANTERBURY PARK CUP (HCP TROT), Distance 2600m, Addington - Survey 3200m

Result	TAB no.	Horse (Barrier)	2600 to	2400m to
10th	5	<b>One Apollo (11)</b>	<b>2400m</b>	<b>2200m</b>
		Position in running (margin)	-	2(1.4)
		Sectional time (s)	16.75	15.72
		Cumulative time (s)	198.92	182.17
		Speed (m/s)	11.94	12.72
		Stride length (m)	5.59	6.35
		Stride duration (s)	0.466	0.499
		Stride efficiency (%)	48.86	62.95
		Stride count	35.77	31.51

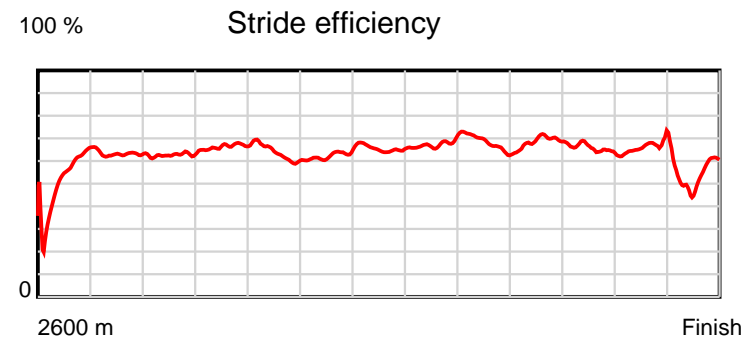
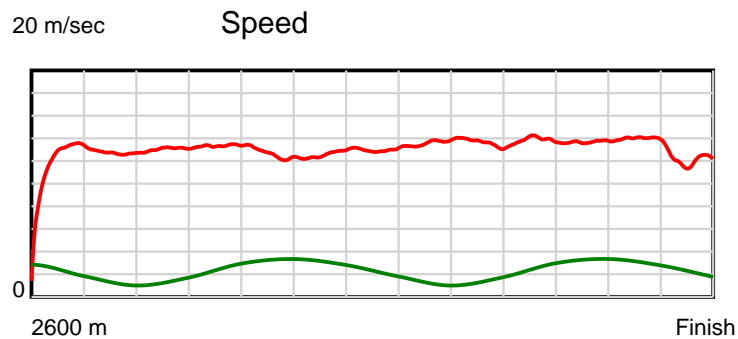
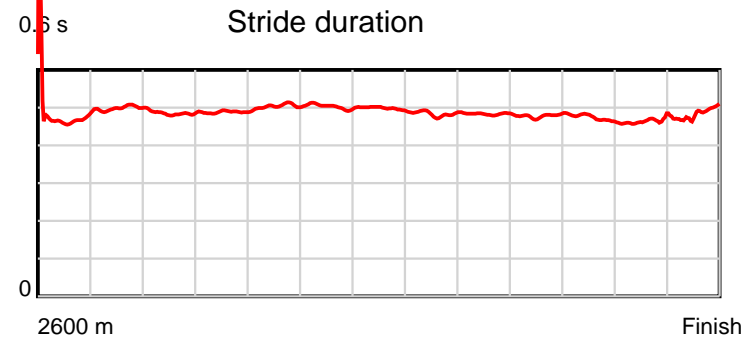
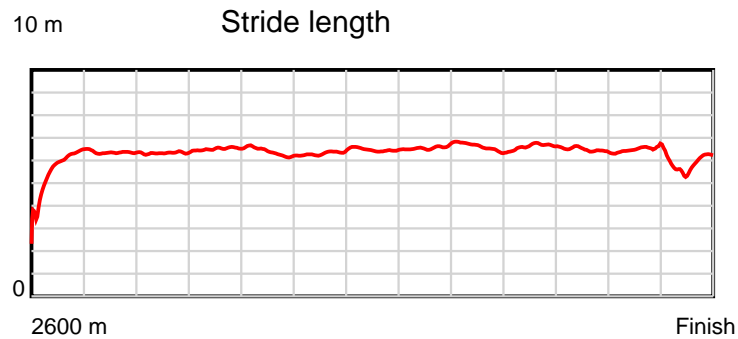
#### Disclaimer.

HRNZ and NZMTC and Thoroughbred Ratings Pty Ltd accepts no responsibility for the completeness or accuracy of any of the information contained herein, and makes no representations about its suitability for any particular purpose. Users should make their own judgements about those matters and/or seek independent advice. You assume all risks associated with use of the data provided on this page.

# Race Results

October 15, 2021, Race 9, STEVIE GOLDING - HARCOURTS CANTERBURY PARK CUP (HCP TROT), Distance 2600m, Addington - Survey 3200m

Result	TAB no.	Horse (Barrier)	2200m to	2000m to	1800m to	1600m to	1400m to	1200m to	1000m to	800m to	600m to	400m to	200m to	Total or	Margin
10th	5	<b>One Apollo (11)</b>	<b>2000m</b>	<b>1800m</b>	<b>1600m</b>	<b>1400m</b>	<b>1200m</b>	<b>1000m</b>	<b>800m</b>	<b>600m</b>	<b>400m</b>	<b>200m</b>	<b>WP</b>	<b>Average</b>	
		Position in running (margin)	2(2.7)	3(1.9)	3(3.6)	3(4.1)	3(5.0)	6(4.5)	6(4.8)	4(3.3)	5(3.5)	4(3.6)	5(3.9)		17.70
		Sectional time (s)	15.06	14.96	15.94	16.21	15.29	14.71	14.38	14.39	14.57	14.41	16.53		
		Cumulative time (s)	166.45	151.39	136.43	120.49	104.28	88.99	74.28	59.90	45.51	30.94	16.53	3:18.92	
		Speed (m/s)	13.28	13.37	12.55	12.34	13.08	13.60	13.91	13.90	13.73	13.88	12.10	13.07	
		Stride length (m)	6.44	6.52	6.32	6.21	6.52	6.58	6.72	6.64	6.50	6.41	5.85	6.34	
		Stride duration (s)	0.485	0.488	0.504	0.503	0.498	0.484	0.483	0.478	0.474	0.462	0.484	0.485	
		Stride efficiency (%)	64.76	66.52	62.46	60.20	66.37	67.61	70.57	68.96	66.05	64.22	53.55	62.86	
		Stride count	31.07	30.65	31.63	32.22	30.69	30.41	29.76	30.11	30.76	31.20	34.16	409.94	



Note: Horizontal distance axis grid lines are 200m furlongs.

#### Disclaimer.

HRNZ and NZMTC and Thoroughbred Ratings Pty Ltd accepts no responsibility for the completeness or accuracy of any of the information contained herein, and makes no representations about its suitability for any particular purpose. Users should make their own judgements about those matters and/or seek independent advice. You assume all risks associated with use of the data provided on this page.



# Race Results



October 15, 2021, Race 9, STEVIE GOLDING - HARCOURTS CANTERBURY PARK CUP (HCP TROT), Distance 2600m, Addington - Survey 3200m

Result	TAB no.	Horse (Barrier)	2600 to	2400m to
11th	7	Woodstone (2)	2400m	2200m
		Position in running (margin)	-	3(4.7)
		Sectional time (s)	17.51	15.84
		Cumulative time (s)	199.05	181.54
		Speed (m/s)	11.42	12.63
		Stride length (m)	5.55	5.93
		Stride duration (s)	0.483	0.470
		Stride efficiency (%)	48.13	55.00
		Stride count	36.04	33.71

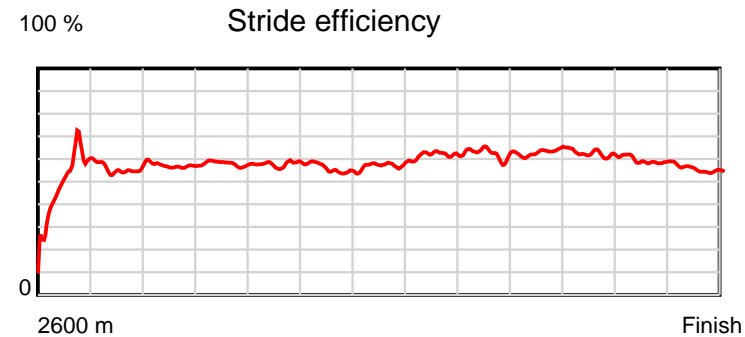
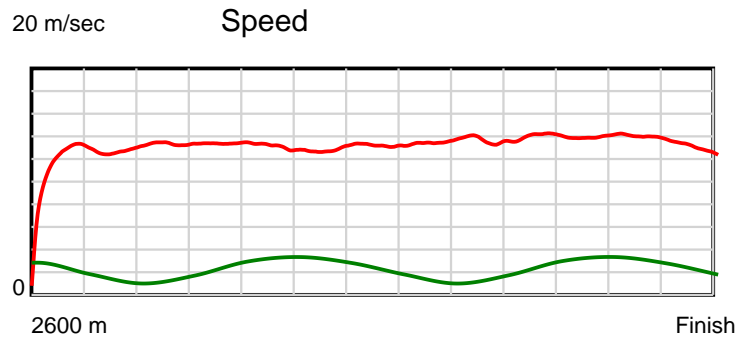
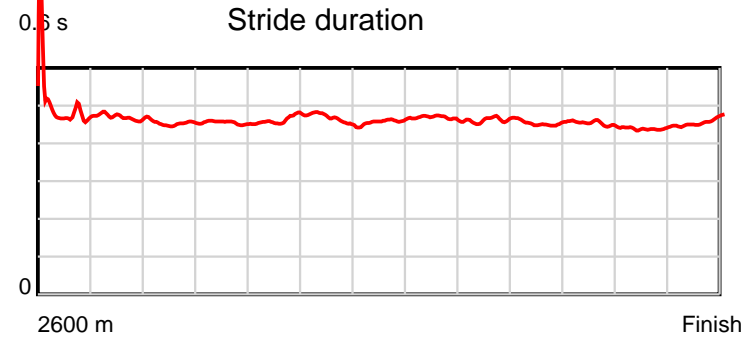
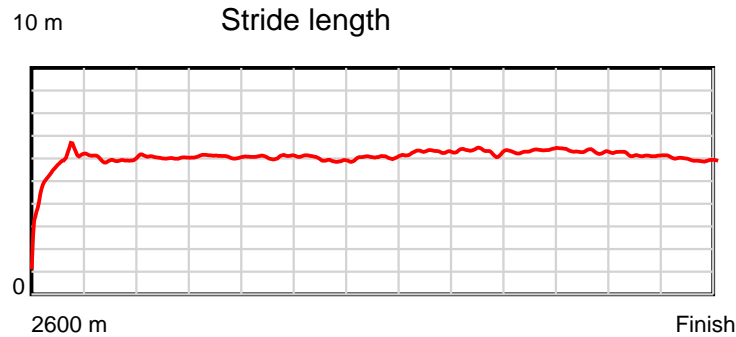
#### Disclaimer.

HRNZ and NZMTC and Thoroughbred Ratings Pty Ltd accepts no responsibility for the completeness or accuracy of any of the information contained herein, and makes no representations about its suitability for any particular purpose. Users should make their own judgements about those matters and/or seek independent advice. You assume all risks associated with use of the data provided on this page.

# Race Results

October 15, 2021, Race 9, STEVIE GOLDING - HARCOURTS CANTERBURY PARK CUP (HCP TROT), Distance 2600m, Addington - Survey 3200m

Result	TAB no.	Horse (Barrier)	2200m to	2000m to	1800m to	1600m to	1400m to	1200m to	1000m to	800m to	600m to	400m to	200m to	Total or	Margin
11th	7	<b>Woodstone (2)</b>	<b>2000m</b>	<b>1800m</b>	<b>1600m</b>	<b>1400m</b>	<b>1200m</b>	<b>1000m</b>	<b>800m</b>	<b>600m</b>	<b>400m</b>	<b>200m</b>	<b>WP</b>	<b>Average</b>	
		Position in running (margin)	5(6.8)	5(6.6)	5(8.1)	4(6.8)	4(5.6)	5(4.4)	8(6.4)	8(7.5)	9(7.0)	8(8.2)	10(9.5)		18.40
		Sectional time (s)	15.18	14.92	15.64	15.88	15.16	15.01	14.81	14.27	14.75	14.57	15.51		
		Cumulative time (s)	165.70	150.52	135.60	119.96	104.08	88.92	73.91	59.10	44.83	30.08	15.51	3:19.05	
		Speed (m/s)	13.18	13.40	12.79	12.59	13.19	13.32	13.50	14.02	13.56	13.73	12.89	13.06	
		Stride length (m)	5.97	6.10	5.91	5.86	6.05	6.23	6.25	6.34	6.13	6.03	5.90	6.01	
		Stride duration (s)	0.453	0.455	0.462	0.465	0.459	0.467	0.463	0.452	0.452	0.439	0.458	0.460	
		Stride efficiency (%)	55.72	58.15	54.63	53.67	57.20	60.59	60.99	62.87	58.69	56.84	54.43	56.50	
		Stride count	33.49	32.79	33.82	34.13	33.06	32.12	32.01	31.53	32.63	33.16	33.89	432.38	



Note: Horizontal distance axis grid lines are 200m furlongs.

#### Disclaimer.

HRNZ and NZMTC and Thoroughbred Ratings Pty Ltd accepts no responsibility for the completeness or accuracy of any of the information contained herein, and makes no representations about its suitability for any particular purpose. Users should make their own judgements about those matters and/or seek independent advice. You assume all risks associated with use of the data provided on this page.



# Race Results



October 15, 2021, Race 9, STEVIE GOLDING - HARCOURTS CANTERBURY PARK CUP (HCP TROT), Distance 2600m, Addington - Survey 3200m

Result	TAB no.	Horse (Barrier)	2600 to	2400m to
12th	9	<b>Muscle Mountai... (6)</b>	<b>2400m</b>	<b>2200m</b>
		Position in running (margin)	-	11(38.6)
		Sectional time (s)	22.95	15.11
		Cumulative time (s)	210.17	187.22
		Speed (m/s)	8.72	13.24
		Stride length (m)	6.17	6.63
		Stride duration (s)	0.496	0.501
		Stride efficiency (%)	59.43	68.77
		Stride count	32.43	30.15

#### Disclaimer.

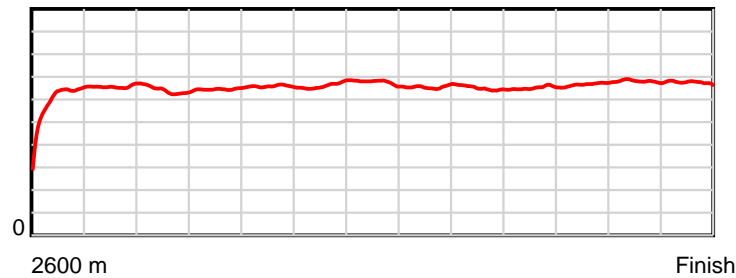
HRNZ and NZMTC and Thoroughbred Ratings Pty Ltd accepts no responsibility for the completeness or accuracy of any of the information contained herein, and makes no representations about its suitability for any particular purpose. Users should make their own judgements about those matters and/or seek independent advice. You assume all risks associated with use of the data provided on this page.

# Race Results

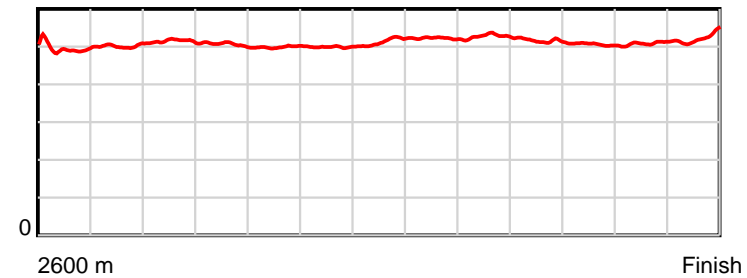
October 15, 2021, Race 9, STEVIE GOLDING - HARCOURTS CANTERBURY PARK CUP (HCP TROT), Distance 2600m, Addington - Survey 3200m

Result	TAB no.	Horse (Barrier)	2200m to	2000m to	1800m to	1600m to	1400m to	1200m to	1000m to	800m to	600m to	400m to	200m to	Total or	Margin
12th	9	<b>Muscle Mountai... (6)</b>	<b>2000m</b>	<b>1800m</b>	<b>1600m</b>	<b>1400m</b>	<b>1200m</b>	<b>1000m</b>	<b>800m</b>	<b>600m</b>	<b>400m</b>	<b>200m</b>	<b>WP</b>	<b>Average</b>	
		Position in running (margin)	11(36.3)	11(41.2)	11(47.3)	11(44.9)	11(40.4)	11(40.0)	11(46.8)	11(56.0)	11(65.3)	11(71.2)	11(75.8)		80.20
		Sectional time (s)	16.01	15.70	15.46	15.32	15.31	15.79	16.17	15.90	15.53	15.11	15.81		
		Cumulative time (s)	172.11	156.10	140.40	124.94	109.62	94.31	78.52	62.35	46.45	30.92	15.81	3:30.17	
		Speed (m/s)	12.49	12.74	12.94	13.05	13.06	12.67	12.37	12.58	12.88	13.24	12.65	12.37	
		Stride length (m)	6.43	6.45	6.45	6.52	6.71	6.62	6.52	6.50	6.52	6.73	6.64	6.53	
		Stride duration (s)	0.515	0.507	0.499	0.499	0.513	0.522	0.527	0.516	0.506	0.508	0.525	0.528	
		Stride efficiency (%)	64.62	65.10	65.04	66.37	70.35	68.41	66.36	65.93	66.35	70.75	68.92	66.55	
		Stride count	31.10	30.99	31.00	30.69	29.81	30.23	30.69	30.79	30.69	29.72	30.11	398.40	

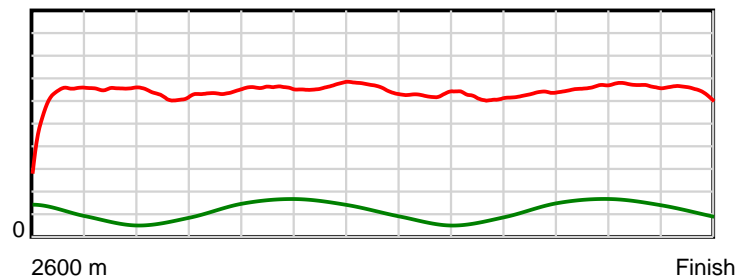
10 m Stride length



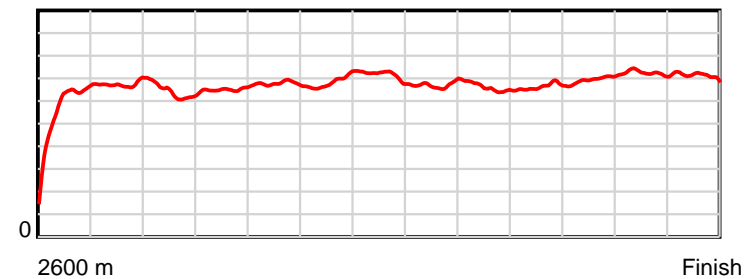
0.6 s Stride duration



20 m/sec Speed



100 % Stride efficiency



Note: Horizontal distance axis grid lines are 200m furlongs.

## Disclaimer.

HRNZ and NZMTC and Thoroughbred Ratings Pty Ltd accepts no responsibility for the completeness or accuracy of any of the information contained herein, and makes no representations about its suitability for any particular purpose. Users should make their own judgements about those matters and/or seek independent advice. You assume all risks associated with use of the data provided on this page.