



Race Results

Kaikoura Trotting Club Inc, HRNZ, November 01, 2021

Compilation date: November 1, 2021, 3:53:06 PM (NZDT)

Copyright © 2021 HRNZ and NZMTC. All rights reserved.

Trademarks.

StrideMASTER is a registered trademark of Thoroughbred Ratings Pty Ltd.

Disclaimer.

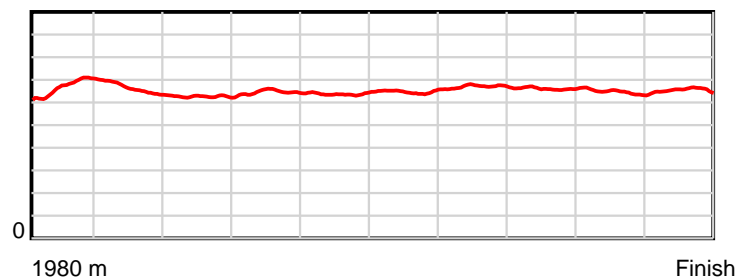
HRNZ and NZMTC and Thoroughbred Ratings Pty Ltd accepts no responsibility for the completeness or accuracy of any of the information contained herein, and makes no representations about its suitability for any particular purpose. Users should make their own judgements about those matters and/or seek independent advice. You assume all risks associated with use of the data provided on this page.

Race Results

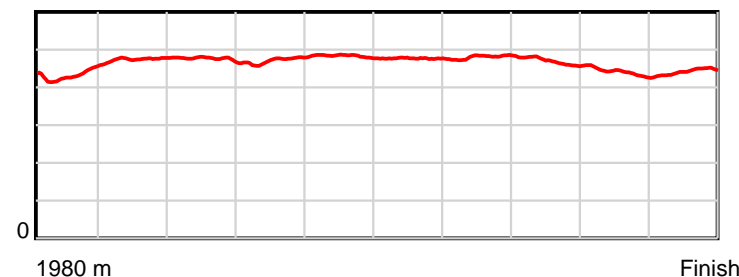
November 01, 2021, Race 10, THE PIER HOTEL KAIKOURA MOBILE PACE, Distance 1980m, Addington - Survey 1980m

Result	TAB no.	Horse (Barrier)	1980 to	1800m to	1600m to	1400m to	1200m to	1000m to	800m to	600m to	400m to	200m to	Total or	Margin
1st	2	Taipo (2)	1800m	1600m	1400m	1200m	1000m	800m	600m	400m	200m	WP	Average	
		Position in running (margin)	-	1(0.0)	1(0.0)	1(0.0)	1(0.0)	1(0.0)	1(0.0)	1(0.0)	1(0.0)	1(0.0)		0.00
		Sectional time (s)	11.67	14.59	15.18	14.66	15.09	14.85	14.44	14.36	13.59	13.64		
		Cumulative time (s)	142.07	130.40	115.81	100.63	85.97	70.88	56.03	41.59	27.23	13.64	2:22.07	
		Speed (m/s)	15.43	13.71	13.18	13.64	13.25	13.47	13.85	13.93	14.72	14.66	13.94	
		Stride length (m)	6.69	6.51	6.27	6.43	6.40	6.42	6.65	6.52	6.47	6.49	6.48	
		Stride duration (s)	0.432	0.475	0.476	0.471	0.483	0.476	0.480	0.468	0.440	0.442	0.465	
		Stride efficiency (%)	69.97	66.29	61.38	64.62	64.08	64.37	69.15	66.52	65.42	65.80	65.66	
		Stride count	26.90	30.71	31.91	31.10	31.23	31.16	30.06	30.65	30.91	30.82	305.45	

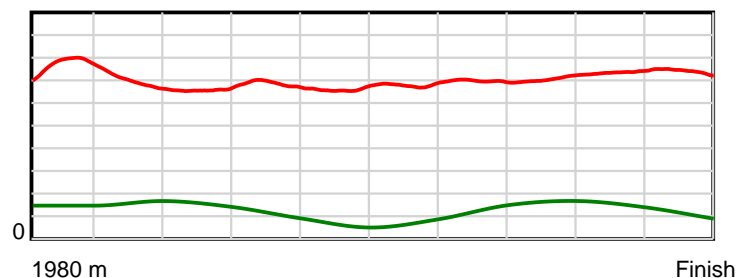
10 m Stride length



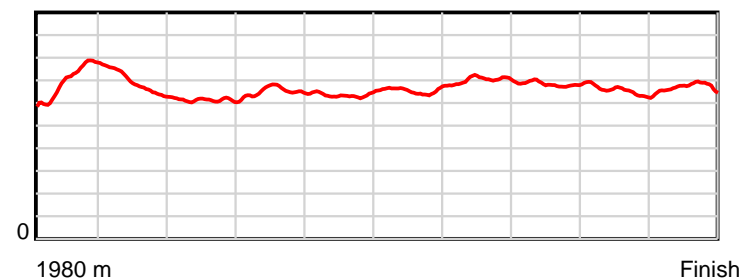
0.6 s Stride duration



20 m/sec Speed



100 % Stride efficiency



Note: Horizontal distance axis grid lines are 200m furlongs.

Disclaimer.

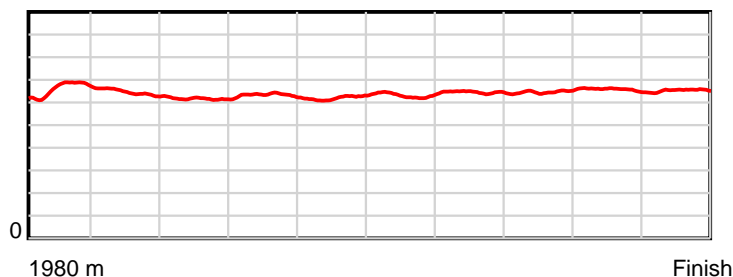
HRNZ and NZMTC and Thoroughbred Ratings Pty Ltd accepts no responsibility for the completeness or accuracy of any of the information contained herein, and makes no representations about its suitability for any particular purpose. Users should make their own judgements about those matters and/or seek independent advice. You assume all risks associated with use of the data provided on this page.

Race Results

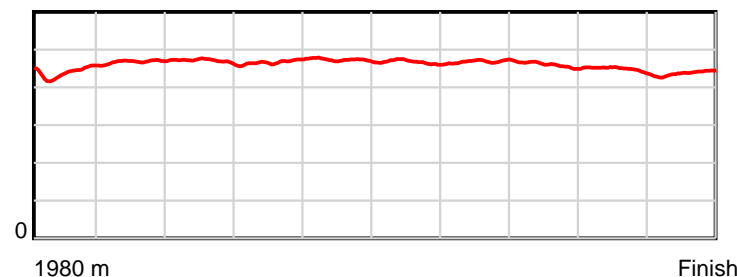
November 01, 2021, Race 10, THE PIER HOTEL KAIKOURA MOBILE PACE, Distance 1980m, Addington - Survey 1980m

Result	TAB no.	Horse (Barrier)	1980 to	1800m to	1600m to	1400m to	1200m to	1000m to	800m to	600m to	400m to	200m to	Total or	Margin
2nd	4	Heza Sport (4)	1800m	1600m	1400m	1200m	1000m	800m	600m	400m	200m	WP	Average	
		Position in running (margin)	-	2(1.5)	2(1.8)	2(1.3)	3(1.8)	3(1.9)	3(2.2)	3(2.5)	2(2.2)	2(1.8)		0.80
		Sectional time (s)	11.94	14.64	15.09	14.76	15.09	14.90	14.50	14.31	13.52	13.42		
		Cumulative time (s)	142.17	130.23	115.59	100.50	85.74	70.65	55.75	41.25	26.94	13.42	2:22.17	
		Speed (m/s)	15.08	13.66	13.25	13.55	13.25	13.42	13.79	13.98	14.79	14.90	13.93	
		Stride length (m)	6.64	6.40	6.23	6.33	6.27	6.27	6.47	6.42	6.63	6.53	6.41	
		Stride duration (s)	0.440	0.468	0.470	0.467	0.473	0.467	0.469	0.459	0.448	0.438	0.460	
		Stride efficiency (%)	68.97	63.99	60.65	62.69	61.37	61.36	65.33	64.34	68.62	66.58	64.25	
		Stride count	27.09	31.26	32.10	31.58	31.91	31.92	30.93	31.17	30.18	30.64	308.78	

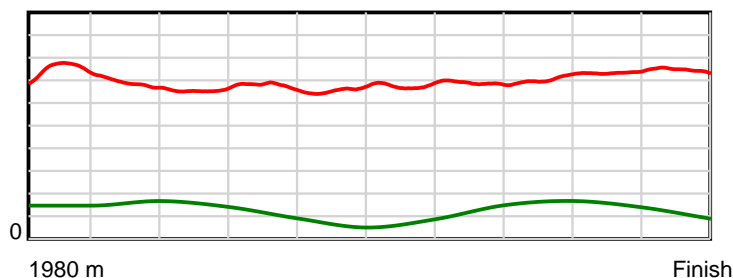
10 m Stride length



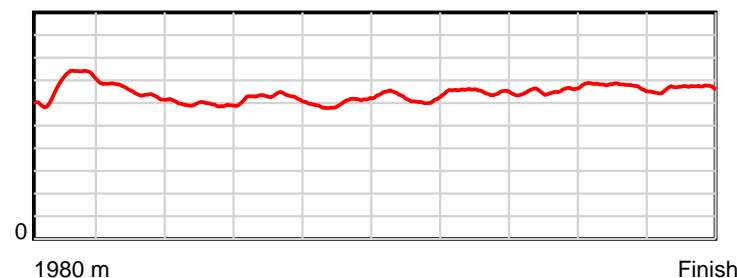
0.6 s Stride duration



20 m/sec Speed



100 % Stride efficiency



Note: Horizontal distance axis grid lines are 200m furlongs.

Disclaimer.

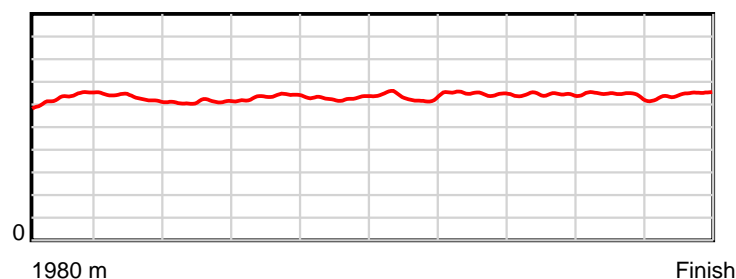
HRNZ and NZMTC and Thoroughbred Ratings Pty Ltd accepts no responsibility for the completeness or accuracy of any of the information contained herein, and makes no representations about its suitability for any particular purpose. Users should make their own judgements about those matters and/or seek independent advice. You assume all risks associated with use of the data provided on this page.

Race Results

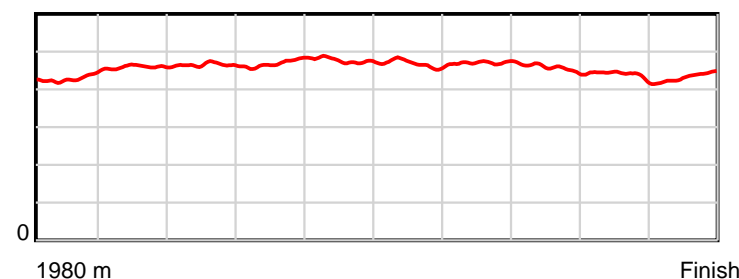
November 01, 2021, Race 10, THE PIER HOTEL KAIKOURA MOBILE PACE, Distance 1980m, Addington - Survey 1980m

Result	TAB no.	Horse (Barrier)	1980 to	1800m to	1600m to	1400m to	1200m to	1000m to	800m to	600m to	400m to	200m to	Total or	Margin
3rd	1	Folklore (1)	1800m	1600m	1400m	1200m	1000m	800m	600m	400m	200m	WP	Average	
		Position in running (margin)	-	7(3.7)	6(4.6)	5(3.7)	5(4.2)	5(3.8)	5(4.0)	5(3.9)	5(3.9)	3(3.8)		2.90
		Sectional time (s)	12.28	14.74	15.02	14.76	15.02	14.88	14.44	14.35	13.58	13.50		
		Cumulative time (s)	142.57	130.29	115.55	100.53	85.77	70.75	55.87	41.43	27.08	13.50	2:22.57	
		Speed (m/s)	14.66	13.57	13.32	13.55	13.32	13.44	13.85	13.94	14.73	14.81	13.89	
		Stride length (m)	6.36	6.23	6.19	6.36	6.34	6.29	6.52	6.36	6.46	6.43	6.35	
		Stride duration (s)	0.429	0.459	0.465	0.469	0.476	0.468	0.471	0.456	0.439	0.434	0.457	
		Stride efficiency (%)	63.20	60.63	59.93	63.26	62.89	61.78	66.47	63.21	65.29	64.70	63.09	
		Stride count	28.30	32.11	32.30	31.43	31.53	31.81	30.67	31.45	30.94	31.08	311.62	

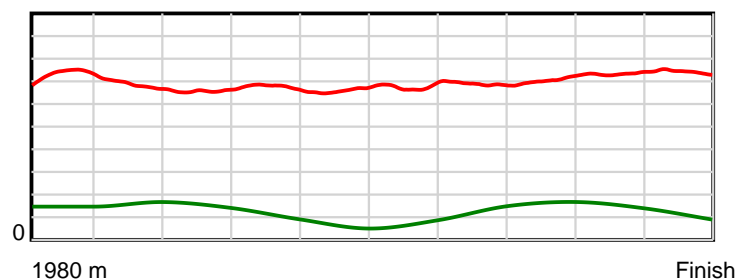
10 m Stride length



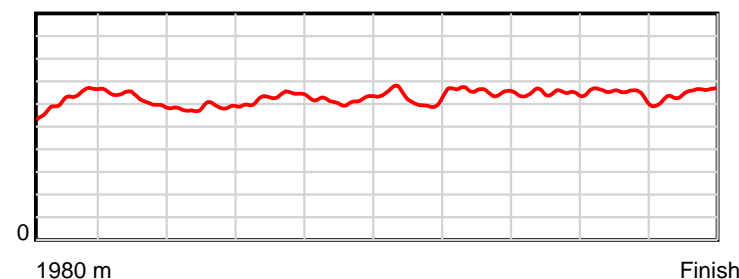
0.6 s Stride duration



20 m/sec Speed



100 % Stride efficiency



Note: Horizontal distance axis grid lines are 200m furlongs.

Disclaimer.

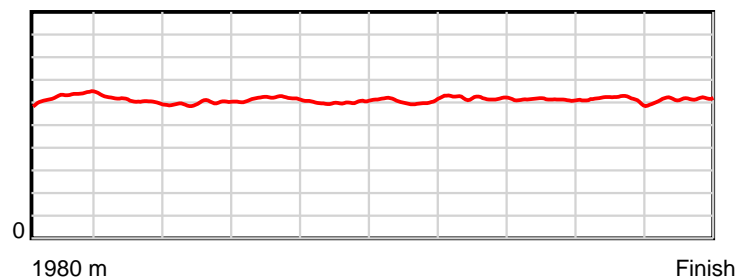
HRNZ and NZMTC and Thoroughbred Ratings Pty Ltd accepts no responsibility for the completeness or accuracy of any of the information contained herein, and makes no representations about its suitability for any particular purpose. Users should make their own judgements about those matters and/or seek independent advice. You assume all risks associated with use of the data provided on this page.

Race Results

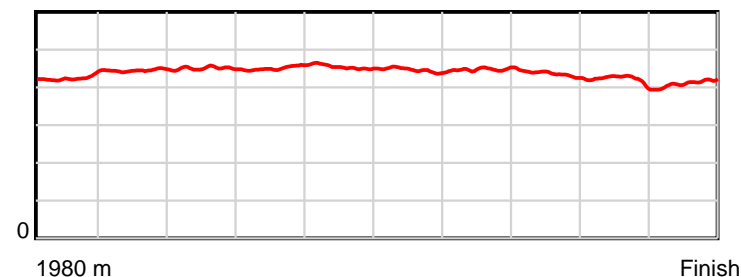
November 01, 2021, Race 10, THE PIER HOTEL KAIKOURA MOBILE PACE, Distance 1980m, Addington - Survey 1980m

Result	TAB no.	Horse (Barrier)	1980 to	1800m to	1600m to	1400m to	1200m to	1000m to	800m to	600m to	400m to	200m to	Total or	Margin
4th	10	Callie's Delig... (8)	1800m	1600m	1400m	1200m	1000m	800m	600m	400m	200m	WP	Average	
		Position in running (margin)	-	9(5.5)	8(6.8)	7(5.8)	7(5.4)	7(5.5)	7(5.8)	7(5.9)	7(5.9)	4(5.6)		4.20
		Sectional time (s)	12.65	14.80	15.02	14.60	15.10	14.90	14.46	14.38	13.54	13.32		
		Cumulative time (s)	142.77	130.12	115.32	100.30	85.70	70.60	55.70	41.24	26.86	13.32	2:22.77	
		Speed (m/s)	14.23	13.51	13.32	13.70	13.25	13.42	13.83	13.91	14.77	15.02	13.87	
		Stride length (m)	6.30	6.01	6.00	6.17	6.02	5.98	6.20	6.05	6.20	6.18	6.11	
		Stride duration (s)	0.426	0.445	0.451	0.451	0.454	0.446	0.448	0.435	0.420	0.412	0.440	
		Stride efficiency (%)	61.98	56.47	56.24	59.52	56.61	55.97	60.03	57.22	60.12	59.75	58.30	
		Stride count	28.58	33.27	33.34	32.41	33.23	33.42	32.27	33.05	32.24	32.34	324.15	

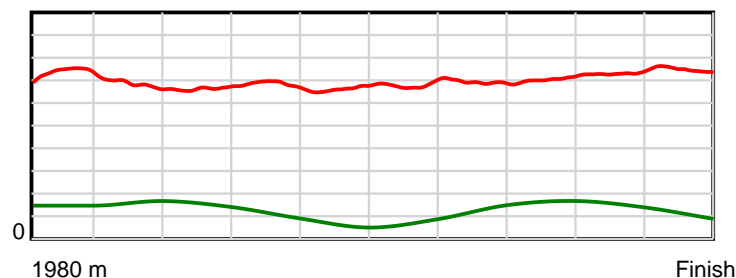
10 m Stride length



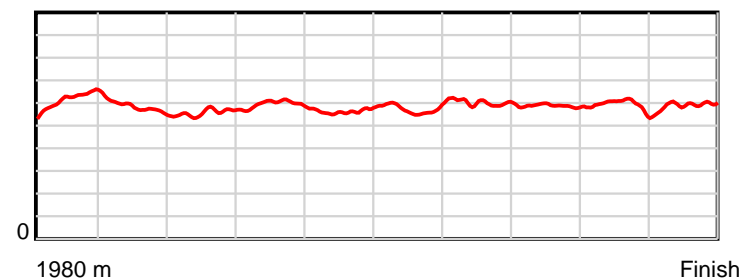
0.6 s Stride duration



20 m/sec Speed



100 % Stride efficiency



Note: Horizontal distance axis grid lines are 200m furlongs.

Disclaimer.

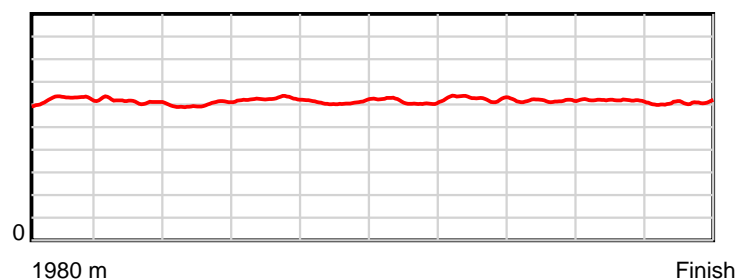
HRNZ and NZMTC and Thoroughbred Ratings Pty Ltd accepts no responsibility for the completeness or accuracy of any of the information contained herein, and makes no representations about its suitability for any particular purpose. Users should make their own judgements about those matters and/or seek independent advice. You assume all risks associated with use of the data provided on this page.

Race Results

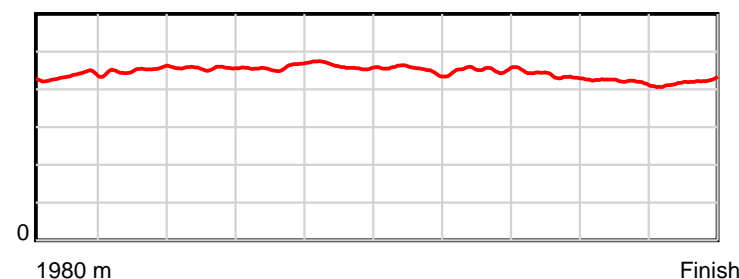
November 01, 2021, Race 10, THE PIER HOTEL KAIKOURA MOBILE PACE, Distance 1980m, Addington - Survey 1980m

Result	TAB no.	Horse (Barrier)	1980 to	1800m to	1600m to	1400m to	1200m to	1000m to	800m to	600m to	400m to	200m to	Total or	Margin
5th	12	Buckskin (10)	1800m	1600m	1400m	1200m	1000m	800m	600m	400m	200m	WP	Average	
		Position in running (margin)	-	11(7.3)	10(8.8)	9(8.2)	9(8.2)	9(7.3)	9(7.7)	9(7.5)	9(7.7)	7(7.8)		8.00
		Sectional time (s)	12.86	14.83	15.09	14.66	14.95	14.90	14.42	14.38	13.61	13.77		
		Cumulative time (s)	143.47	130.61	115.78	100.69	86.03	71.08	56.18	41.76	27.38	13.77	2:23.47	
		Speed (m/s)	14.00	13.49	13.25	13.64	13.38	13.42	13.87	13.91	14.70	14.52	13.80	
		Stride length (m)	6.26	6.09	6.05	6.25	6.18	6.07	6.28	6.08	6.19	6.09	6.15	
		Stride duration (s)	0.434	0.452	0.456	0.458	0.462	0.452	0.452	0.438	0.421	0.419	0.446	
		Stride efficiency (%)	61.23	57.96	57.11	61.09	59.75	57.48	61.53	57.86	59.80	57.94	59.12	
		Stride count	28.75	32.84	33.08	31.99	32.34	32.98	31.87	32.87	32.33	32.85	321.90	

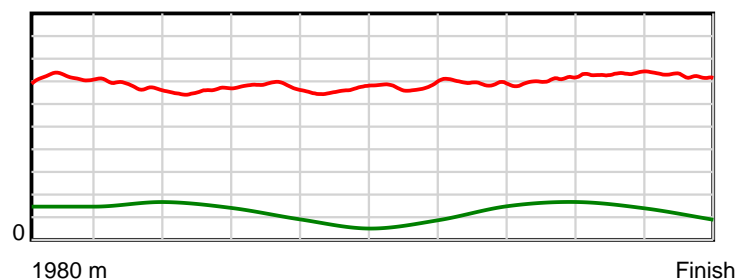
10 m Stride length



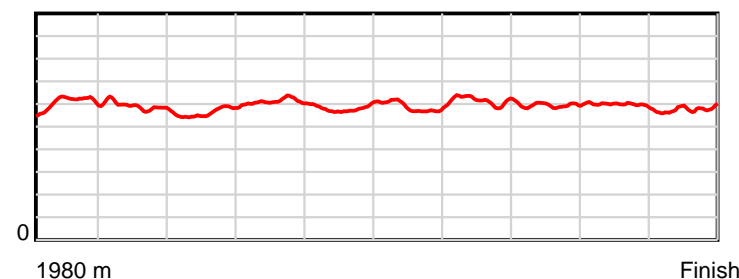
0.6 s Stride duration



20 m/sec Speed



100 % Stride efficiency



Note: Horizontal distance axis grid lines are 200m furlongs.

Disclaimer.

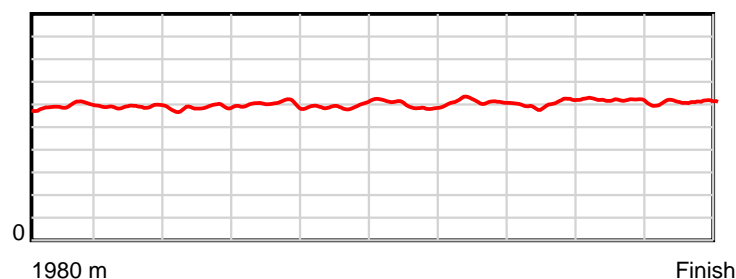
HRNZ and NZMTC and Thoroughbred Ratings Pty Ltd accepts no responsibility for the completeness or accuracy of any of the information contained herein, and makes no representations about its suitability for any particular purpose. Users should make their own judgements about those matters and/or seek independent advice. You assume all risks associated with use of the data provided on this page.

Race Results

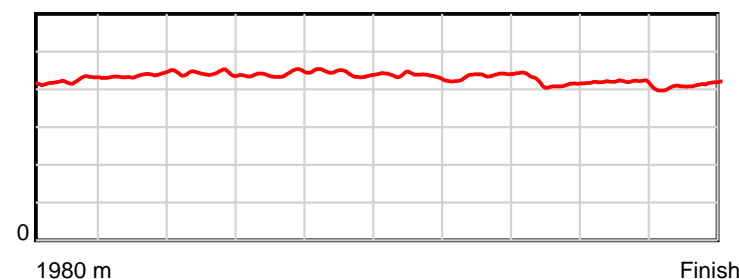
November 01, 2021, Race 10, THE PIER HOTEL KAIKOURA MOBILE PACE, Distance 1980m, Addington - Survey 1980m

Result	TAB no.	Horse (Barrier)	1980 to	1800m to	1600m to	1400m to	1200m to	1000m to	800m to	600m to	400m to	200m to	Total or	Margin
6th	9	Off N Gone (7)	1800m	1600m	1400m	1200m	1000m	800m	600m	400m	200m	WP	Average	
		Position in running (margin)	-	12(7.4)	12(12.6)	12(12.4)	12(12.4)	12(12.2)	12(13.2)	12(12.1)	12(10.4)	10(9.8)		8.10
		Sectional time (s)	12.97	15.44	15.14	14.67	15.06	15.02	14.26	14.07	13.49	13.35		
		Cumulative time (s)	143.47	130.50	115.06	99.92	85.25	70.19	55.17	40.91	26.84	13.35	2:23.47	
		Speed (m/s)	13.88	12.95	13.21	13.63	13.28	13.32	14.03	14.21	14.83	14.98	13.80	
		Stride length (m)	5.95	5.67	5.84	6.01	5.89	5.80	6.13	5.93	6.20	6.16	5.95	
		Stride duration (s)	0.423	0.438	0.442	0.441	0.443	0.435	0.437	0.417	0.418	0.411	0.431	
		Stride efficiency (%)	55.37	50.18	53.27	56.39	54.13	52.53	58.71	55.00	59.99	59.30	55.37	
		Stride count	30.24	35.29	34.25	33.29	33.98	34.49	32.63	33.71	32.28	32.47	332.63	

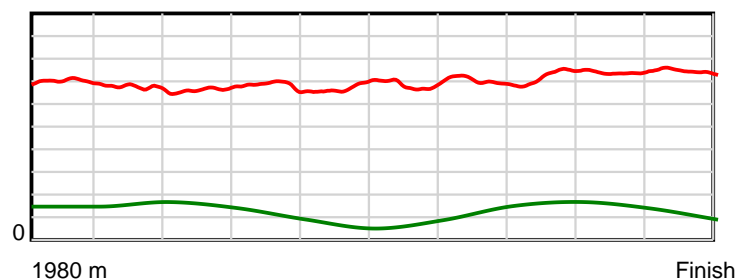
10 m Stride length



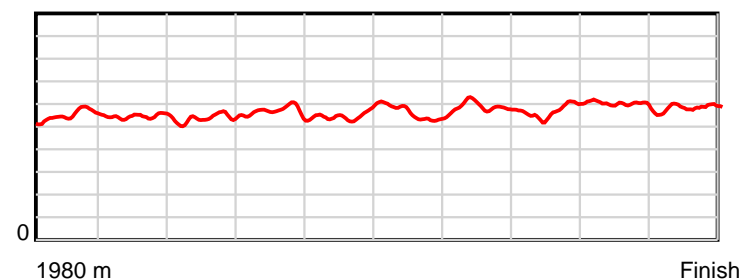
0.6 s Stride duration



20 m/sec Speed



100 % Stride efficiency



Note: Horizontal distance axis grid lines are 200m furlongs.

Disclaimer.

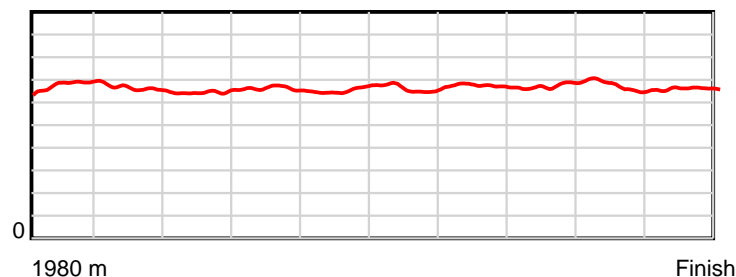
HRNZ and NZMTC and Thoroughbred Ratings Pty Ltd accepts no responsibility for the completeness or accuracy of any of the information contained herein, and makes no representations about its suitability for any particular purpose. Users should make their own judgements about those matters and/or seek independent advice. You assume all risks associated with use of the data provided on this page.

Race Results

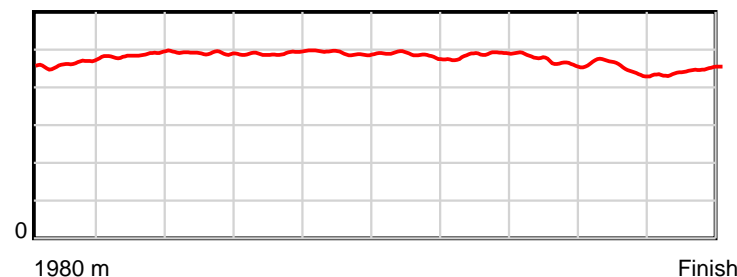
November 01, 2021, Race 10, THE PIER HOTEL KAIKOURA MOBILE PACE, Distance 1980m, Addington - Survey 1980m

Result	TAB no.	Horse (Barrier)	1980 to	1800m to	1600m to	1400m to	1200m to	1000m to	800m to	600m to	400m to	200m to	Total or	Margin
7th	11	Kiss The Girls (9)	1800m	1600m	1400m	1200m	1000m	800m	600m	400m	200m	WP	Average	
		Position in running (margin)	-	8(5.2)	9(7.8)	10(8.2)	10(8.3)	10(8.5)	10(9.0)	10(8.6)	10(8.3)	9(9.5)		8.60
		Sectional time (s)	12.69	15.01	15.26	14.68	15.12	14.94	14.37	14.30	13.80	13.40		
		Cumulative time (s)	143.57	130.88	115.87	100.61	85.93	70.81	55.87	41.50	27.20	13.40	2:23.57	
		Speed (m/s)	14.19	13.32	13.11	13.62	13.23	13.39	13.92	13.99	14.49	14.93	13.79	
		Stride length (m)	6.83	6.48	6.43	6.68	6.50	6.49	6.78	6.56	6.53	6.64	6.59	
		Stride duration (s)	0.463	0.487	0.491	0.491	0.491	0.485	0.487	0.469	0.450	0.445	0.478	
		Stride efficiency (%)	72.83	65.70	64.64	69.83	66.03	65.87	71.88	67.25	66.59	68.87	67.82	
		Stride count	26.37	30.84	31.10	29.92	30.77	30.81	29.49	30.49	30.64	30.13	300.56	

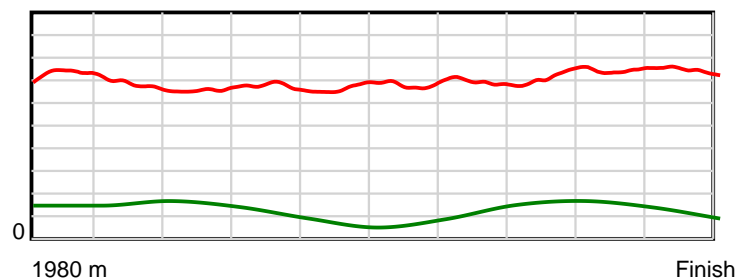
10 m Stride length



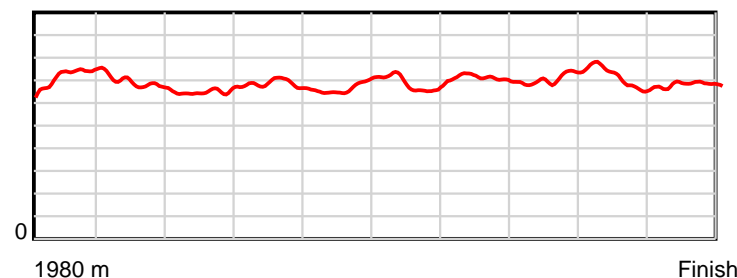
0.6 s Stride duration



20 m/sec Speed



100 % Stride efficiency



Note: Horizontal distance axis grid lines are 200m furlongs.

Disclaimer.

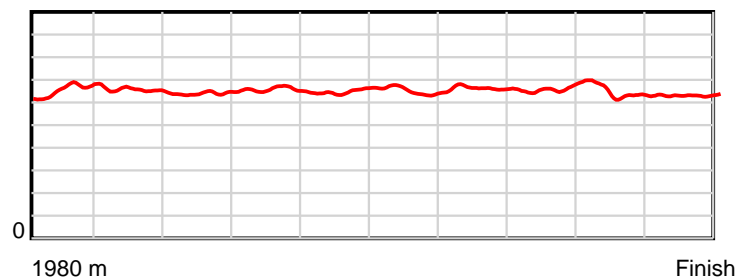
HRNZ and NZMTC and Thoroughbred Ratings Pty Ltd accepts no responsibility for the completeness or accuracy of any of the information contained herein, and makes no representations about its suitability for any particular purpose. Users should make their own judgements about those matters and/or seek independent advice. You assume all risks associated with use of the data provided on this page.

Race Results

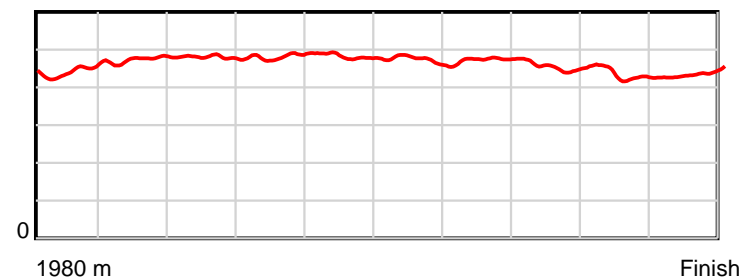
November 01, 2021, Race 10, THE PIER HOTEL KAIKOURA MOBILE PACE, Distance 1980m, Addington - Survey 1980m

Result	TAB no.	Horse (Barrier)	1980 to	1800m to	1600m to	1400m to	1200m to	1000m to	800m to	600m to	400m to	200m to	Total or	Margin
8th	3	Samhara (3)	1800m	1600m	1400m	1200m	1000m	800m	600m	400m	200m	WP	Average	
		Position in running (margin)	-	5(3.5)	7(5.8)	8(6.4)	8(6.7)	8(6.9)	8(7.6)	8(6.7)	8(6.8)	8(8.5)		9.50
		Sectional time (s)	12.30	14.97	15.27	14.71	15.14	14.97	14.29	14.37	13.88	13.87		
		Cumulative time (s)	143.77	131.47	116.50	101.23	86.52	71.38	56.41	42.12	27.75	13.87	2:23.77	
		Speed (m/s)	14.64	13.36	13.10	13.60	13.21	13.36	14.00	13.92	14.41	14.42	13.77	
		Stride length (m)	6.55	6.32	6.28	6.56	6.37	6.31	6.64	6.31	6.24	6.31	6.39	
		Stride duration (s)	0.441	0.473	0.480	0.482	0.482	0.472	0.474	0.454	0.433	0.438	0.464	
		Stride efficiency (%)	67.04	62.51	61.70	67.17	63.37	62.29	68.84	62.26	60.78	62.24	63.71	
		Stride count	27.48	31.62	31.83	30.51	31.41	31.68	30.13	31.68	32.07	31.69	310.10	

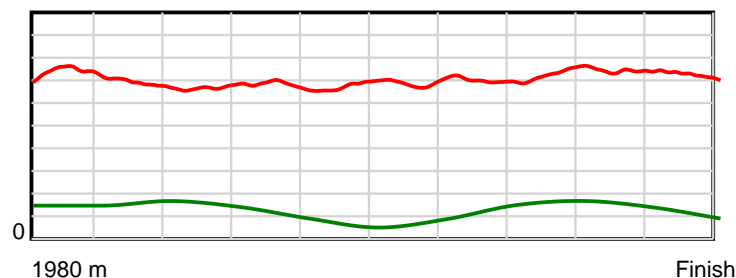
10 m Stride length



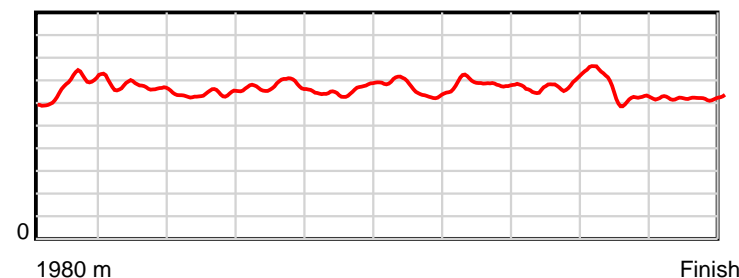
0.6 s Stride duration



20 m/sec Speed



100 % Stride efficiency



Note: Horizontal distance axis grid lines are 200m furlongs.

Disclaimer.

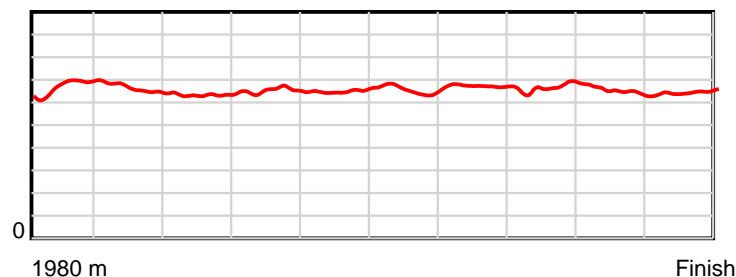
HRNZ and NZMTC and Thoroughbred Ratings Pty Ltd accepts no responsibility for the completeness or accuracy of any of the information contained herein, and makes no representations about its suitability for any particular purpose. Users should make their own judgements about those matters and/or seek independent advice. You assume all risks associated with use of the data provided on this page.

Race Results

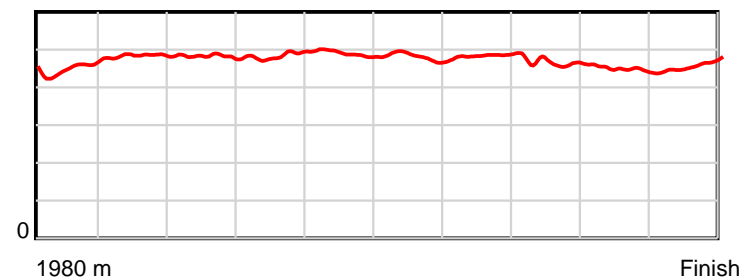
November 01, 2021, Race 10, THE PIER HOTEL KAIKOURA MOBILE PACE, Distance 1980m, Addington - Survey 1980m

Result	TAB no.	Horse (Barrier)	1980 to	1800m to	1600m to	1400m to	1200m to	1000m to	800m to	600m to	400m to	200m to	Total or	Margin
9th	5	A Bettor Act (5)	1800m	1600m	1400m	1200m	1000m	800m	600m	400m	200m	WP	Average	
		Position in running (margin)	-	3(2.0)	4(4.0)	6(4.1)	6(4.7)	6(4.8)	6(5.2)	6(5.2)	6(5.1)	6(7.5)		10.60
		Sectional time (s)	12.15	14.92	15.21	14.76	15.11	14.91	14.44	14.35	13.99	14.13		
		Cumulative time (s)	143.97	131.82	116.90	101.69	86.93	71.82	56.91	42.47	28.12	14.13	2:23.97	
		Speed (m/s)	14.82	13.40	13.15	13.55	13.24	13.41	13.85	13.94	14.30	14.15	13.75	
		Stride length (m)	6.76	6.48	6.34	6.56	6.48	6.45	6.71	6.48	6.39	6.51	6.51	
		Stride duration (s)	0.448	0.484	0.482	0.484	0.489	0.481	0.485	0.465	0.447	0.460	0.474	
		Stride efficiency (%)	71.47	65.65	62.88	67.21	65.56	64.93	70.46	65.69	63.88	66.29	66.27	
		Stride count	26.62	30.86	31.53	30.50	30.88	31.03	29.78	30.85	31.28	30.71	304.04	

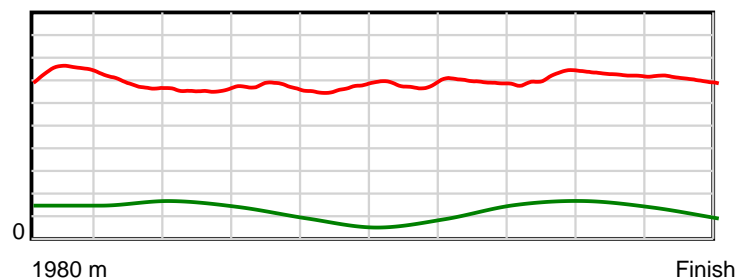
10 m Stride length



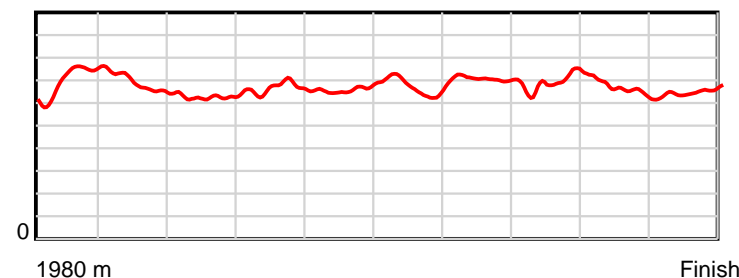
0.6 s Stride duration



20 m/sec Speed



100 % Stride efficiency



Note: Horizontal distance axis grid lines are 200m furlongs.

Disclaimer.

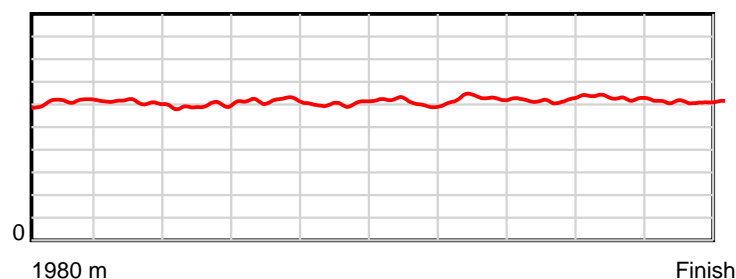
HRNZ and NZMTC and Thoroughbred Ratings Pty Ltd accepts no responsibility for the completeness or accuracy of any of the information contained herein, and makes no representations about its suitability for any particular purpose. Users should make their own judgements about those matters and/or seek independent advice. You assume all risks associated with use of the data provided on this page.

Race Results

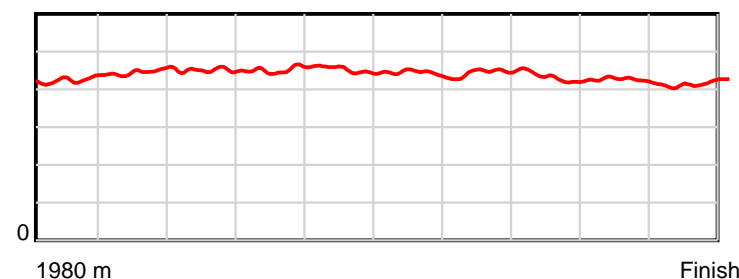
November 01, 2021, Race 10, THE PIER HOTEL KAIKOURA MOBILE PACE, Distance 1980m, Addington - Survey 1980m

Result	TAB no.	Horse (Barrier)	1980 to	1800m to	1600m to	1400m to	1200m to	1000m to	800m to	600m to	400m to	200m to	Total or	Margin
10th	13	New York Minut... (11)	1800m	1600m	1400m	1200m	1000m	800m	600m	400m	200m	WP	Average	
		Position in running (margin)	-	10(6.5)	11(10.1)	11(10.7)	11(10.3)	11(10.9)	11(11.6)	11(9.8)	11(9.7)	12(12.3)		11.30
		Sectional time (s)	12.66	15.19	15.29	14.59	15.20	14.96	14.15	14.35	14.02	13.66		
		Cumulative time (s)	144.07	131.41	116.22	100.93	86.34	71.14	56.18	42.03	27.68	13.66	2:24.07	
		Speed (m/s)	14.22	13.17	13.08	13.71	13.16	13.37	14.13	13.94	14.27	14.64	13.74	
		Stride length (m)	6.18	5.88	5.89	6.20	5.95	5.92	6.31	5.99	6.05	6.10	6.04	
		Stride duration (s)	0.425	0.447	0.450	0.452	0.452	0.443	0.446	0.430	0.424	0.417	0.440	
		Stride efficiency (%)	59.71	53.99	54.20	60.04	55.24	54.78	62.21	56.12	57.16	58.07	57.04	
		Stride count	29.12	34.02	33.96	32.26	33.64	33.78	31.70	33.37	33.07	32.81	327.73	

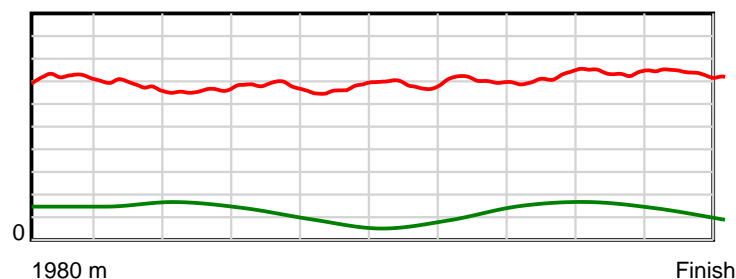
10 m Stride length



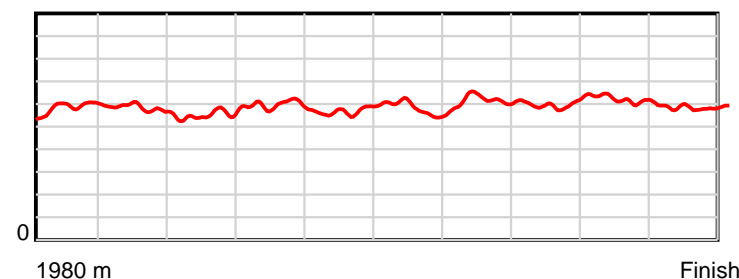
0.6 s Stride duration



20 m/sec Speed



100 % Stride efficiency



Note: Horizontal distance axis grid lines are 200m furlongs.

Disclaimer.

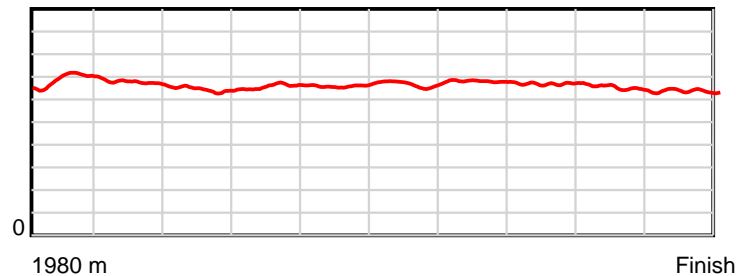
HRNZ and NZMTC and Thoroughbred Ratings Pty Ltd accepts no responsibility for the completeness or accuracy of any of the information contained herein, and makes no representations about its suitability for any particular purpose. Users should make their own judgements about those matters and/or seek independent advice. You assume all risks associated with use of the data provided on this page.

Race Results

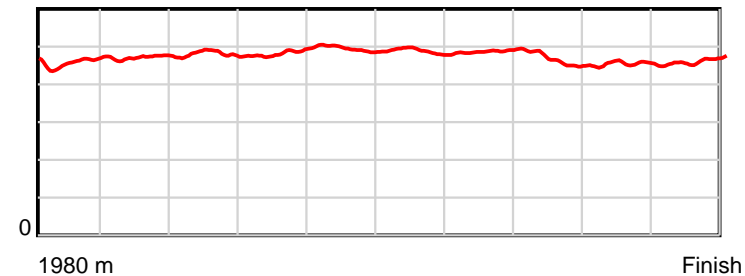
November 01, 2021, Race 10, THE PIER HOTEL KAIKOURA MOBILE PACE, Distance 1980m, Addington - Survey 1980m

Result	TAB no.	Horse (Barrier)	1980 to	1800m to	1600m to	1400m to	1200m to	1000m to	800m to	600m to	400m to	200m to	Total or	Margin
11th	14	Superbass (12)	1800m	1600m	1400m	1200m	1000m	800m	600m	400m	200m	WP	Average	
		Position in running (margin)	-	6(3.6)	3(3.0)	4(2.8)	4(2.9)	4(3.2)	4(3.6)	4(3.4)	3(3.5)	5(6.9)		11.90
		Sectional time (s)	12.32	14.49	15.15	14.68	15.14	14.92	14.41	14.37	14.17	14.52		
		Cumulative time (s)	144.17	131.85	117.36	102.21	87.53	72.39	57.47	43.06	28.69	14.52	2:24.17	
		Speed (m/s)	14.62	13.80	13.20	13.62	13.21	13.40	13.88	13.92	14.11	13.77	13.73	
		Stride length (m)	6.87	6.50	6.35	6.57	6.54	6.54	6.78	6.44	6.40	6.38	6.53	
		Stride duration (s)	0.456	0.471	0.481	0.482	0.495	0.488	0.488	0.463	0.453	0.463	0.475	
		Stride efficiency (%)	73.86	66.01	62.94	67.48	66.76	66.78	71.79	64.89	63.95	63.55	66.61	
		Stride count	26.18	30.77	31.51	30.44	30.60	30.59	29.51	31.04	31.26	31.36	303.26	

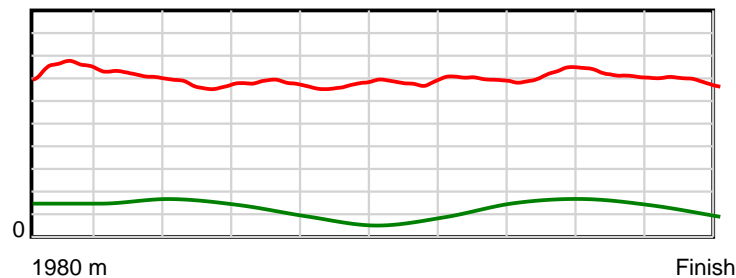
10 m Stride length



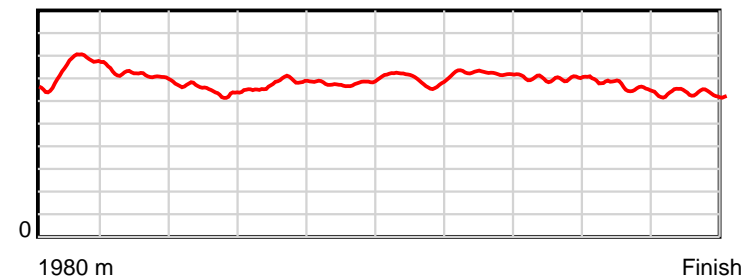
0.6 s Stride duration



20 m/sec Speed



100 % Stride efficiency



Note: Horizontal distance axis grid lines are 200m furlongs.

Disclaimer.

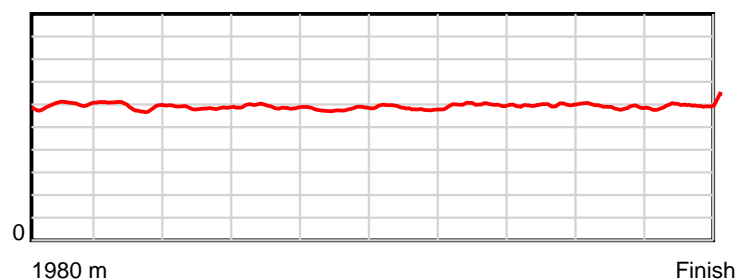
HRNZ and NZMTC and Thoroughbred Ratings Pty Ltd accepts no responsibility for the completeness or accuracy of any of the information contained herein, and makes no representations about its suitability for any particular purpose. Users should make their own judgements about those matters and/or seek independent advice. You assume all risks associated with use of the data provided on this page.

Race Results

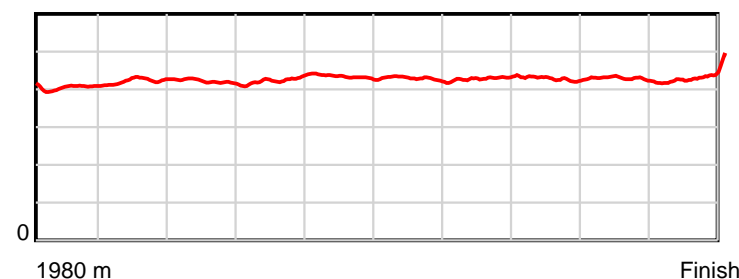
November 01, 2021, Race 10, THE PIER HOTEL KAIKOURA MOBILE PACE, Distance 1980m, Addington - Survey 1980m

Result	TAB no.	Horse (Barrier)	1980 to	1800m to	1600m to	1400m to	1200m to	1000m to	800m to	600m to	400m to	200m to	Total or	Margin
12th	8	Corravally Sta... (6)	1800m	1600m	1400m	1200m	1000m	800m	600m	400m	200m	WP	Average	
		Position in running (margin)	-	4(2.9)	5(4.4)	3(2.0)	2(0.9)	2(1.7)	2(2.0)	2(1.5)	4(3.5)	11(10.5)		15.00
		Sectional time (s)	12.20	14.83	14.79	14.47	15.23	14.90	14.35	14.69	14.77	14.54		
		Cumulative time (s)	144.77	132.57	117.74	102.95	88.48	73.25	58.35	44.00	29.31	14.54	2:24.77	
		Speed (m/s)	14.76	13.49	13.52	13.82	13.13	13.42	13.94	13.61	13.54	13.76	13.68	
		Stride length (m)	6.01	5.70	5.67	5.89	5.69	5.74	5.98	5.82	5.78	5.98	5.82	
		Stride duration (s)	0.404	0.423	0.420	0.426	0.433	0.427	0.429	0.427	0.427	0.435	0.426	
		Stride efficiency (%)	56.39	50.79	50.28	54.27	50.54	51.40	55.80	52.87	52.26	55.87	52.95	
		Stride count	29.96	35.08	35.26	33.94	35.17	34.87	33.47	34.38	34.58	33.45	340.16	

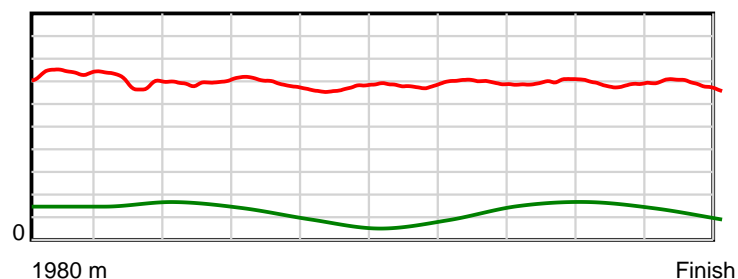
10 m Stride length



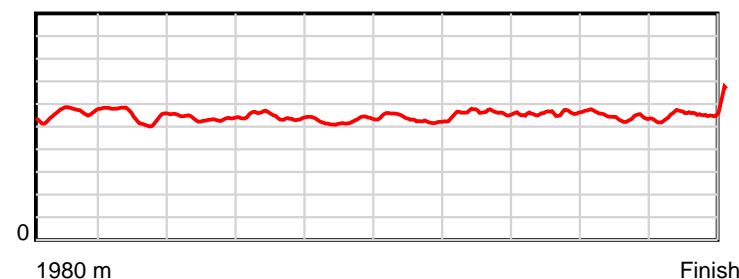
0.6 s Stride duration



20 m/sec Speed



100 % Stride efficiency



Note: Horizontal distance axis grid lines are 200m furlongs.

Disclaimer.

HRNZ and NZMTC and Thoroughbred Ratings Pty Ltd accepts no responsibility for the completeness or accuracy of any of the information contained herein, and makes no representations about its suitability for any particular purpose. Users should make their own judgements about those matters and/or seek independent advice. You assume all risks associated with use of the data provided on this page.