



Race Results

Kaikoura Trotting Club Inc, HRNZ, November 01, 2021

Compilation date: November 1, 2021, 4:29:06 PM (NZDT)

Copyright © 2021 HRNZ and NZMTC. All rights reserved.

Trademarks.

StrideMASTER is a registered trademark of Thoroughbred Ratings Pty Ltd.

Disclaimer.

HRNZ and NZMTC and Thoroughbred Ratings Pty Ltd accepts no responsibility for the completeness or accuracy of any of the information contained herein, and makes no representations about its suitability for any particular purpose. Users should make their own judgements about those matters and/or seek independent advice. You assume all risks associated with use of the data provided on this page.



Race Results



November 01, 2021, Race 11, MAJESTIC SON SOUTH BAY TROTTERS CUP (HCP TROT), Distance 2600m, Addington - Survey 3200m

Result	TAB no.	Horse (Barrier)	2600 to	2400m to
1st	3	Muscle Mountai... (5)	2400m	2200m
		Position in running (margin)	-	2(1.2)
		Sectional time (s)	17.27	14.78
		Cumulative time (s)	196.52	179.25
		Speed (m/s)	11.58	13.53
		Stride length (m)	5.88	6.51
		Stride duration (s)	0.508	0.481
		Stride efficiency (%)	53.99	66.27
		Stride count	34.03	30.71

Disclaimer.

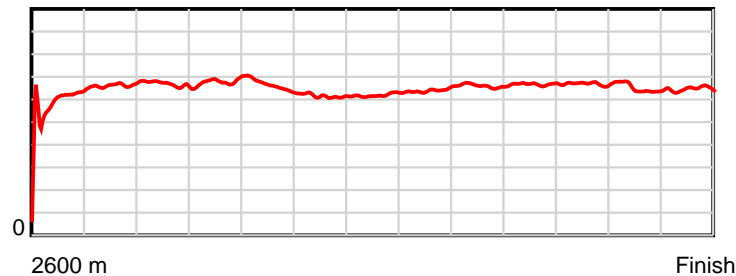
HRNZ and NZMTC and Thoroughbred Ratings Pty Ltd accepts no responsibility for the completeness or accuracy of any of the information contained herein, and makes no representations about its suitability for any particular purpose. Users should make their own judgements about those matters and/or seek independent advice. You assume all risks associated with use of the data provided on this page.

Race Results

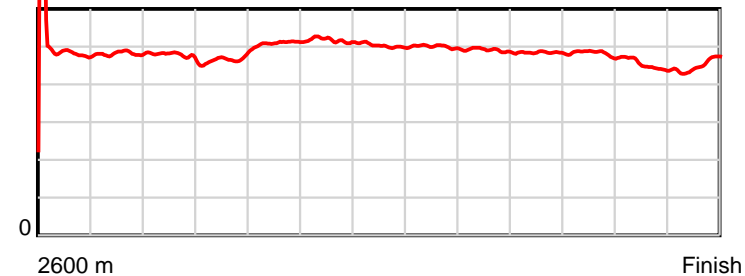
November 01, 2021, Race 11, MAJESTIC SON SOUTH BAY TROTTERS CUP (HCP TROT), Distance 2600m, Addington - Survey 3200m

Result	TAB no.	Horse (Barrier)	2200m to	2000m to	1800m to	1600m to	1400m to	1200m to	1000m to	800m to	600m to	400m to	200m to	Total or	Margin
1st	3	Muscle Mountai... (5)	2000m	1800m	1600m	1400m	1200m	1000m	800m	600m	400m	200m	WP	Average	
		Position in running (margin)	2(1.5)	2(0.9)	1(0.0)	1(0.0)	1(0.0)	1(0.0)	1(0.0)	1(0.0)	1(0.0)	1(0.0)	1(0.0)		0.00
		Sectional time (s)	14.65	13.77	15.84	16.84	16.20	15.51	14.96	14.51	14.52	13.83	13.84		
		Cumulative time (s)	164.47	149.82	136.05	120.21	103.37	87.17	71.66	56.70	42.19	27.67	13.84	3:16.52	
		Speed (m/s)	13.65	14.52	12.63	11.88	12.35	12.89	13.37	13.78	13.77	14.46	14.45	13.23	
		Stride length (m)	6.50	6.80	6.44	6.14	6.20	6.45	6.55	6.67	6.64	6.52	6.53	6.44	
		Stride duration (s)	0.476	0.468	0.510	0.517	0.502	0.500	0.490	0.484	0.482	0.451	0.452	0.487	
		Stride efficiency (%)	66.12	72.18	64.83	58.82	60.06	64.91	67.05	69.45	68.91	66.36	66.62	64.78	
		Stride count	30.75	29.43	31.05	32.60	32.26	31.03	30.53	30.00	30.12	30.69	30.63	403.83	

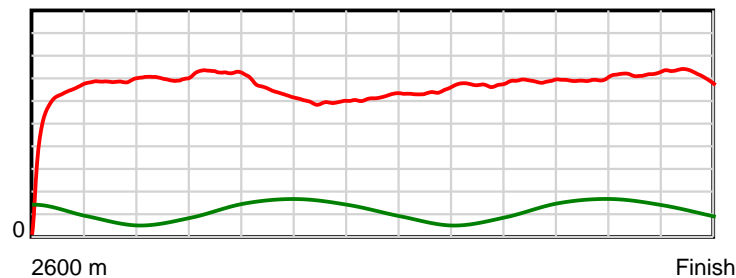
10 m Stride length



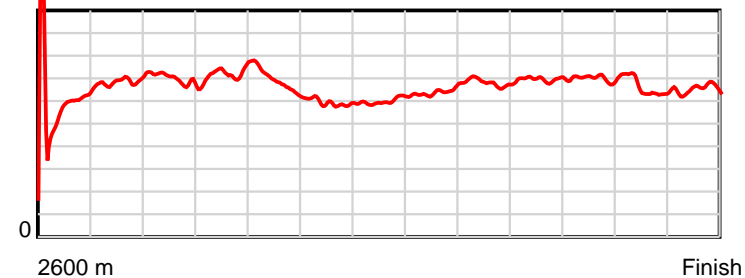
0.5 s Stride duration



20 m/sec Speed



100 % Stride efficiency



Note: Horizontal distance axis grid lines are 200m furlongs.

Disclaimer.

HRNZ and NZMTC and Thoroughbred Ratings Pty Ltd accepts no responsibility for the completeness or accuracy of any of the information contained herein, and makes no representations about its suitability for any particular purpose. Users should make their own judgements about those matters and/or seek independent advice. You assume all risks associated with use of the data provided on this page.



Race Results



November 01, 2021, Race 11, MAJESTIC SON SOUTH BAY TROTTERS CUP (HCP TROT), Distance 2600m, Addington - Survey 3200m

Result	TAB no.	Horse (Barrier)	2600 to	2400m to
2nd	1	Mataderos (2)	2400m	2200m
		Position in running (margin)	-	1(0.0)
		Sectional time (s)	17.07	14.74
		Cumulative time (s)	196.69	179.62
		Speed (m/s)	11.72	13.57
		Stride length (m)	5.38	6.07
		Stride duration (s)	0.453	0.447
		Stride efficiency (%)	45.17	57.50
		Stride count	37.20	32.97

Disclaimer.

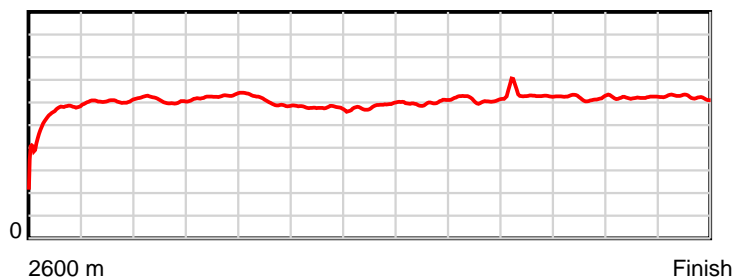
HRNZ and NZMTC and Thoroughbred Ratings Pty Ltd accepts no responsibility for the completeness or accuracy of any of the information contained herein, and makes no representations about its suitability for any particular purpose. Users should make their own judgements about those matters and/or seek independent advice. You assume all risks associated with use of the data provided on this page.

Race Results

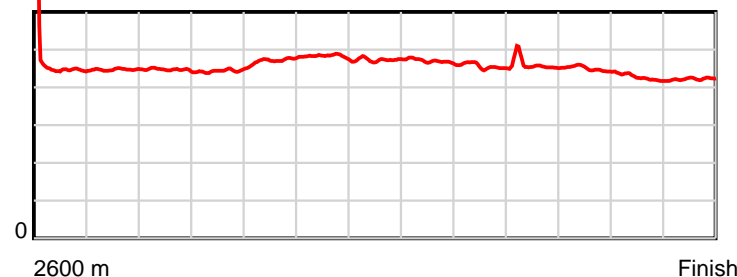
November 01, 2021, Race 11, MAJESTIC SON SOUTH BAY TROTTERS CUP (HCP TROT), Distance 2600m, Addington - Survey 3200m

Result	TAB no.	Horse (Barrier)	2200m to	2000m to	1800m to	1600m to	1400m to	1200m to	1000m to	800m to	600m to	400m to	200m to	Total or	Margin
2nd	1	Mataderos (2)	2000m	1800m	1600m	1400m	1200m	1000m	800m	600m	400m	200m	WP	Average	
		Position in running (margin)	1(0.0)	1(0.0)	2(2.1)	2(2.3)	2(1.8)	3(1.5)	3(2.2)	3(1.9)	3(1.7)	3(2.0)	2(2.1)		1.00
		Sectional time (s)	14.75	14.26	15.87	16.75	16.15	15.63	14.91	14.47	14.58	13.84	13.67		
		Cumulative time (s)	164.88	150.13	135.87	120.00	103.25	87.10	71.47	56.56	42.09	27.51	13.67	3:16.69	
		Speed (m/s)	13.56	14.03	12.60	11.94	12.38	12.80	13.41	13.82	13.72	14.45	14.63	13.22	
		Stride length (m)	6.06	6.22	5.95	5.75	5.86	6.01	6.11	6.35	6.16	6.15	6.19	6.01	
		Stride duration (s)	0.447	0.443	0.472	0.482	0.473	0.469	0.456	0.459	0.449	0.425	0.423	0.455	
		Stride efficiency (%)	57.39	60.38	55.29	51.67	53.70	56.36	58.37	62.94	59.29	59.04	59.94	56.42	
		Stride count	33.00	32.17	33.62	34.78	34.12	33.30	32.72	31.51	32.47	32.54	32.29	432.69	

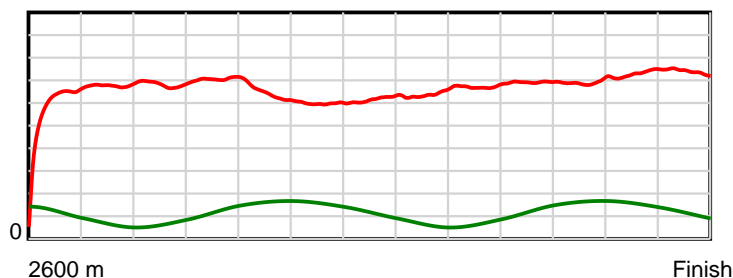
10 m Stride length



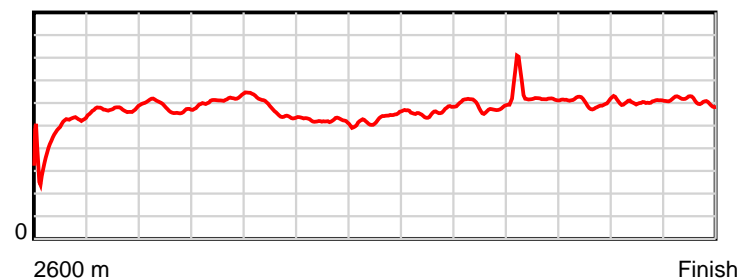
0.6 s Stride duration



20 m/sec Speed



100 % Stride efficiency



Note: Horizontal distance axis grid lines are 200m furlongs.

Disclaimer.

HRNZ and NZMTC and Thoroughbred Ratings Pty Ltd accepts no responsibility for the completeness or accuracy of any of the information contained herein, and makes no representations about its suitability for any particular purpose. Users should make their own judgements about those matters and/or seek independent advice. You assume all risks associated with use of the data provided on this page.



Race Results



November 01, 2021, Race 11, MAJESTIC SON SOUTH BAY TROTTERS CUP (HCP TROT), Distance 2600m, Addington - Survey 3200m

Result	TAB no.	Horse (Barrier)	2600 to	2400m to
3rd	7	Sundees Son (3)	2400m	2200m
		Position in running (margin)	-	6(10.2)
		Sectional time (s)	18.82	15.41
		Cumulative time (s)	196.79	177.97
		Speed (m/s)	10.63	12.98
		Stride length (m)	5.32	5.79
		Stride duration (s)	0.453	0.446
		Stride efficiency (%)	44.30	52.47
		Stride count	37.56	34.52

Disclaimer.

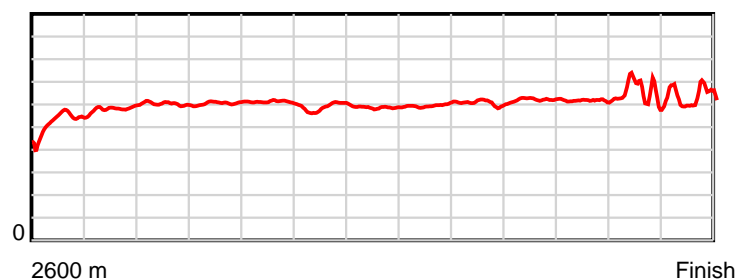
HRNZ and NZMTC and Thoroughbred Ratings Pty Ltd accepts no responsibility for the completeness or accuracy of any of the information contained herein, and makes no representations about its suitability for any particular purpose. Users should make their own judgements about those matters and/or seek independent advice. You assume all risks associated with use of the data provided on this page.

Race Results

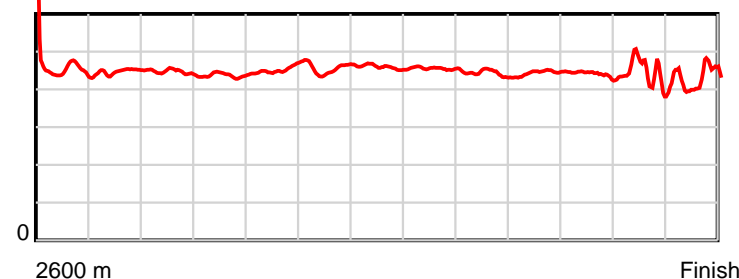
November 01, 2021, Race 11, MAJESTIC SON SOUTH BAY TROTTERS CUP (HCP TROT), Distance 2600m, Addington - Survey 3200m

Result	TAB no.	Horse (Barrier)	2200m to	2000m to	1800m to	1600m to	1400m to	1200m to	1000m to	800m to	600m to	400m to	200m to	Total or	Margin
3rd	7	Sundees Son (3)	2000m	1800m	1600m	1400m	1200m	1000m	800m	600m	400m	200m	WP	Average	
		Position in running (margin)	7(14.2)	7(14.9)	7(17.9)	7(13.6)	6(6.7)	4(3.2)	4(3.0)	4(2.6)	4(1.9)	4(2.7)	3(2.4)		1.50
		Sectional time (s)	14.86	14.41	15.11	15.68	15.61	15.48	14.90	14.40	14.66	13.78	13.67		
		Cumulative time (s)	162.56	147.70	133.29	118.18	102.50	86.89	71.41	56.51	42.11	27.45	13.67	3:16.79	
		Speed (m/s)	13.46	13.88	13.24	12.76	12.81	12.92	13.42	13.89	13.64	14.51	14.63	13.21	
		Stride length (m)	6.01	6.06	5.98	5.82	5.87	5.89	5.93	6.17	6.00	6.26	6.12	5.93	
		Stride duration (s)	0.447	0.437	0.452	0.456	0.459	0.456	0.442	0.444	0.440	0.431	0.418	0.449	
		Stride efficiency (%)	56.49	57.41	55.82	52.92	53.91	54.14	54.92	59.46	56.22	61.19	58.45	54.97	
		Stride count	33.27	33.00	33.46	34.37	34.05	33.98	33.74	32.42	33.34	31.96	32.70	438.37	

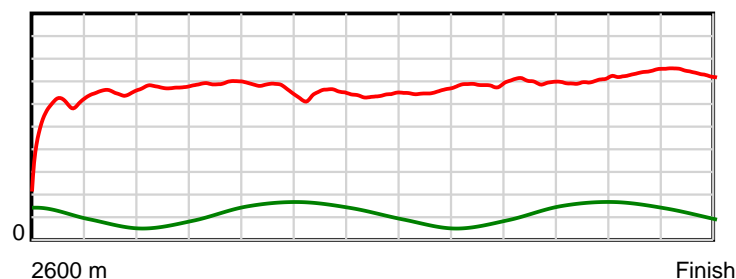
10 m Stride length



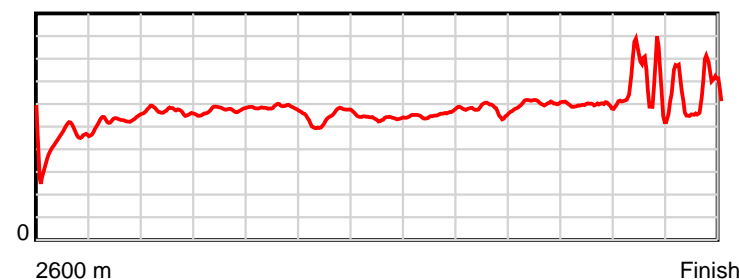
0.6 s Stride duration



20 m/sec Speed



100 % Stride efficiency



Note: Horizontal distance axis grid lines are 200m furlongs.

Disclaimer.

HRNZ and NZMTC and Thoroughbred Ratings Pty Ltd accepts no responsibility for the completeness or accuracy of any of the information contained herein, and makes no representations about its suitability for any particular purpose. Users should make their own judgements about those matters and/or seek independent advice. You assume all risks associated with use of the data provided on this page.



Race Results



November 01, 2021, Race 11, MAJESTIC SON SOUTH BAY TROTTERS CUP (HCP TROT), Distance 2600m, Addington - Survey 3200m

Result	TAB no.	Horse (Barrier)	2600 to	2400m to
4th	6	Majestic Man (1)	2400m	2200m
		Position in running (margin)	-	7(11.6)
		Sectional time (s)	19.08	14.77
		Cumulative time (s)	197.03	177.95
		Speed (m/s)	10.48	13.54
		Stride length (m)	5.28	6.16
		Stride duration (s)	0.443	0.455
		Stride efficiency (%)	43.50	59.30
		Stride count	37.91	32.47

Disclaimer.

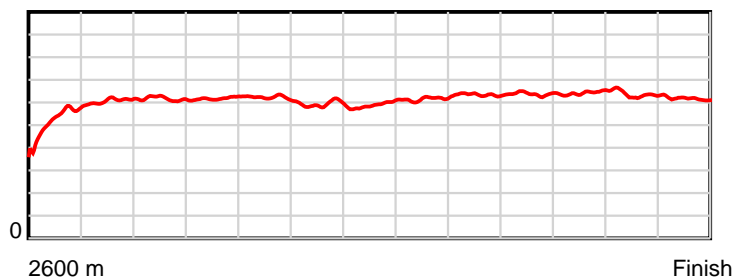
HRNZ and NZMTC and Thoroughbred Ratings Pty Ltd accepts no responsibility for the completeness or accuracy of any of the information contained herein, and makes no representations about its suitability for any particular purpose. Users should make their own judgements about those matters and/or seek independent advice. You assume all risks associated with use of the data provided on this page.

Race Results

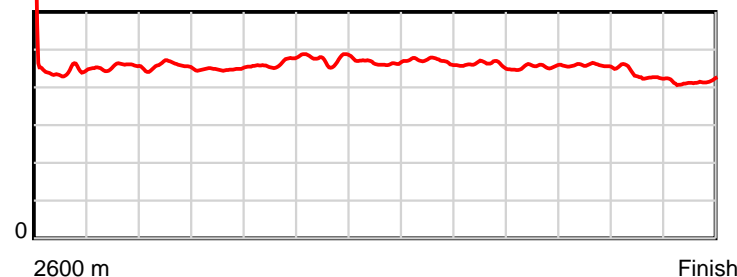
November 01, 2021, Race 11, MAJESTIC SON SOUTH BAY TROTTERS CUP (HCP TROT), Distance 2600m, Addington - Survey 3200m

Result	TAB no.	Horse (Barrier)	2200m to	2000m to	1800m to	1600m to	1400m to	1200m to	1000m to	800m to	600m to	400m to	200m to	Total or	Margin
4th	6	Majestic Man (1)	2000m	1800m	1600m	1400m	1200m	1000m	800m	600m	400m	200m	WP	Average	
		Position in running (margin)	6(11.8)	6(12.4)	6(15.9)	6(11.4)	7(7.3)	7(5.3)	6(4.7)	6(4.5)	6(4.0)	6(4.8)	5(4.7)		2.90
		Sectional time (s)	14.85	14.49	15.08	16.16	15.86	15.42	14.93	14.42	14.66	13.81	13.50		
		Cumulative time (s)	163.18	148.33	133.84	118.76	102.60	86.74	71.32	56.39	41.97	27.31	13.50	3:17.03	
		Speed (m/s)	13.47	13.80	13.26	12.38	12.61	12.97	13.40	13.87	13.64	14.48	14.81	13.20	
		Stride length (m)	6.16	6.18	6.15	5.90	5.87	6.10	6.17	6.31	6.24	6.28	6.14	6.06	
		Stride duration (s)	0.457	0.448	0.463	0.476	0.466	0.471	0.461	0.455	0.457	0.434	0.415	0.459	
		Stride efficiency (%)	59.21	59.62	59.05	54.35	53.89	58.19	59.53	62.15	60.78	61.61	58.97	57.37	
		Stride count	32.49	32.38	32.53	33.91	34.06	32.77	32.40	31.71	32.07	31.85	32.56	429.11	

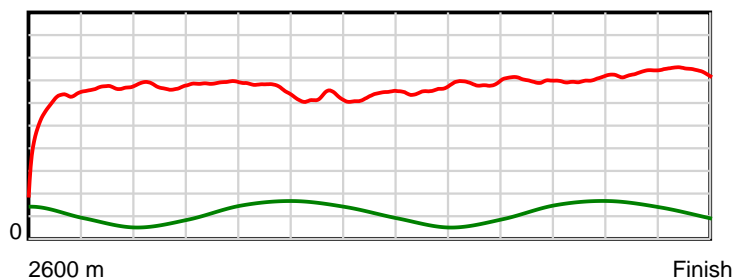
10 m Stride length



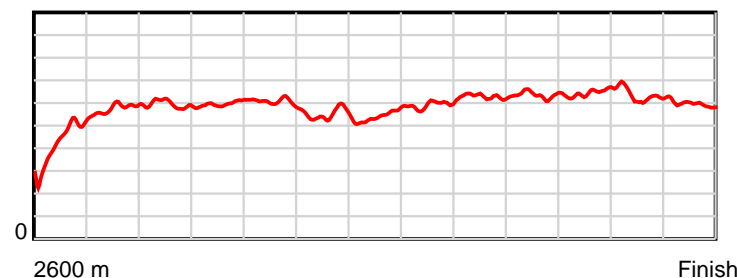
0.6 s Stride duration



20 m/sec Speed



100 % Stride efficiency



Note: Horizontal distance axis grid lines are 200m furlongs.

Disclaimer.

HRNZ and NZMTC and Thoroughbred Ratings Pty Ltd accepts no responsibility for the completeness or accuracy of any of the information contained herein, and makes no representations about its suitability for any particular purpose. Users should make their own judgements about those matters and/or seek independent advice. You assume all risks associated with use of the data provided on this page.



Race Results



November 01, 2021, Race 11, MAJESTIC SON SOUTH BAY TROTTERS CUP (HCP TROT), Distance 2600m, Addington - Survey 3200m

Result	TAB no.	Horse (Barrier)	2600 to	2400m to
5th	2	Midnight Dash (4)	2400m	2200m
		Position in running (margin)	-	3(2.5)
		Sectional time (s)	17.61	14.78
		Cumulative time (s)	197.04	179.43
		Speed (m/s)	11.36	13.53
		Stride length (m)	5.52	6.20
		Stride duration (s)	0.467	0.458
		Stride efficiency (%)	47.61	60.09
		Stride count	36.23	32.25

Disclaimer.

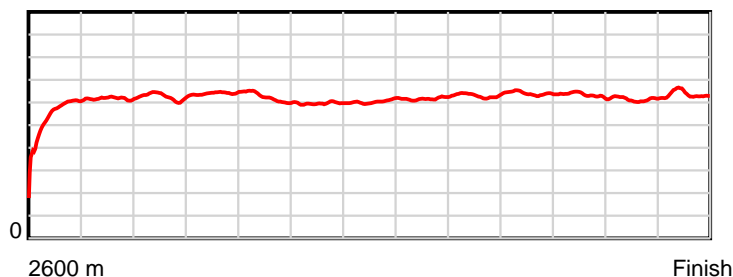
HRNZ and NZMTC and Thoroughbred Ratings Pty Ltd accepts no responsibility for the completeness or accuracy of any of the information contained herein, and makes no representations about its suitability for any particular purpose. Users should make their own judgements about those matters and/or seek independent advice. You assume all risks associated with use of the data provided on this page.

Race Results

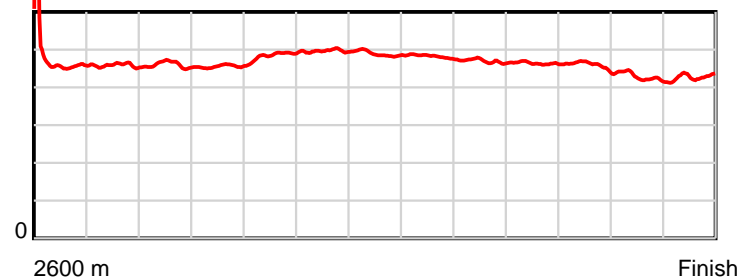
November 01, 2021, Race 11, MAJESTIC SON SOUTH BAY TROTTERS CUP (HCP TROT), Distance 2600m, Addington - Survey 3200m

Result	TAB no.	Horse (Barrier)	2200m to	2000m to	1800m to	1600m to	1400m to	1200m to	1000m to	800m to	600m to	400m to	200m to	Total or	Margin
5th	2	Midnight Dash (4)	2000m	1800m	1600m	1400m	1200m	1000m	800m	600m	400m	200m	WP	Average	
		Position in running (margin)	3(2.7)	3(2.6)	3(4.4)	3(4.2)	3(3.7)	5(3.4)	5(3.9)	5(3.8)	5(3.7)	5(4.2)	6(4.8)		2.90
		Sectional time (s)	14.72	14.22	15.80	16.76	16.16	15.59	14.94	14.50	14.61	13.93	13.42		
		Cumulative time (s)	164.65	149.93	135.71	119.91	103.15	86.99	71.40	56.46	41.96	27.35	13.42	3:17.04	
		Speed (m/s)	13.59	14.06	12.66	11.93	12.38	12.83	13.39	13.79	13.69	14.36	14.90	13.20	
		Stride length (m)	6.24	6.41	6.14	5.92	6.05	6.18	6.29	6.39	6.27	6.14	6.36	6.15	
		Stride duration (s)	0.460	0.455	0.485	0.496	0.489	0.482	0.470	0.464	0.458	0.428	0.427	0.466	
		Stride efficiency (%)	60.93	64.16	58.91	54.84	57.25	59.76	61.76	63.88	61.46	58.90	63.23	59.20	
		Stride count	32.03	31.21	32.57	33.76	33.04	32.34	31.81	31.28	31.89	32.58	31.44	422.43	

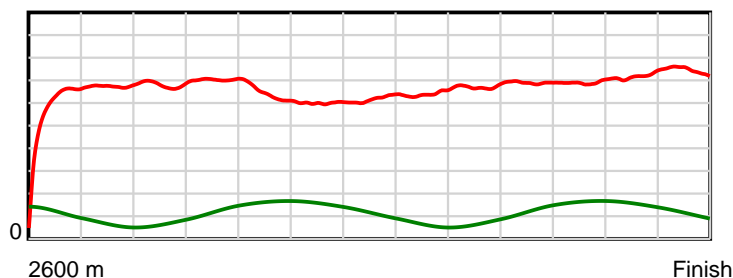
10 m Stride length



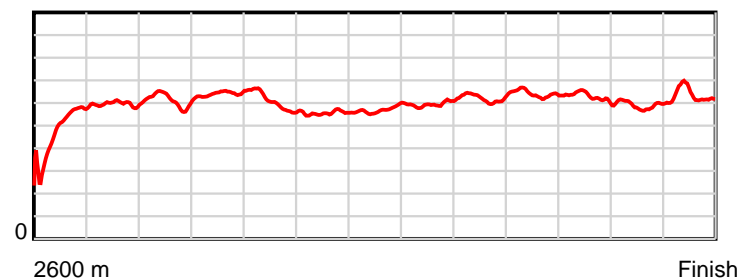
0.5 s Stride duration



20 m/sec Speed



100 % Stride efficiency



Note: Horizontal distance axis grid lines are 200m furlongs.

Disclaimer.

HRNZ and NZMTC and Thoroughbred Ratings Pty Ltd accepts no responsibility for the completeness or accuracy of any of the information contained herein, and makes no representations about its suitability for any particular purpose. Users should make their own judgements about those matters and/or seek independent advice. You assume all risks associated with use of the data provided on this page.



Race Results



November 01, 2021, Race 11, MAJESTIC SON SOUTH BAY TROTTERS CUP (HCP TROT), Distance 2600m, Addington - Survey 3200m

Result	TAB no.	Horse (Barrier)	2600 to	2400m to
6th	5	Chief Of Staff (7)	2400m	2200m
		Position in running (margin)	-	5(7.8)
		Sectional time (s)	18.31	15.09
		Cumulative time (s)	197.28	178.97
		Speed (m/s)	10.92	13.25
		Stride length (m)	5.44	6.22
		Stride duration (s)	0.497	0.469
		Stride efficiency (%)	46.31	60.46
		Stride count	36.74	32.15

Disclaimer.

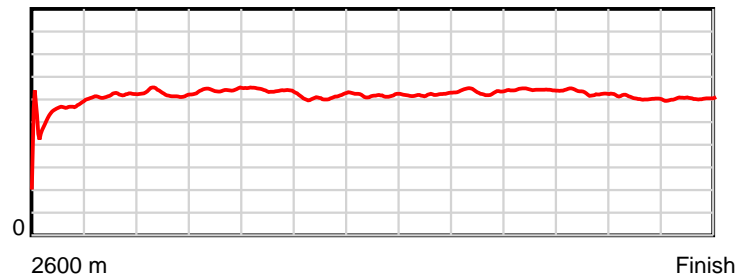
HRNZ and NZMTC and Thoroughbred Ratings Pty Ltd accepts no responsibility for the completeness or accuracy of any of the information contained herein, and makes no representations about its suitability for any particular purpose. Users should make their own judgements about those matters and/or seek independent advice. You assume all risks associated with use of the data provided on this page.

Race Results

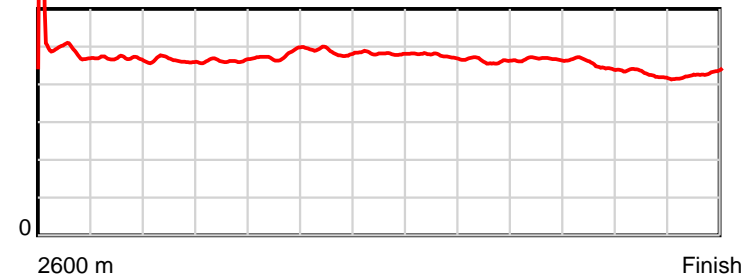
November 01, 2021, Race 11, MAJESTIC SON SOUTH BAY TROTTERS CUP (HCP TROT), Distance 2600m, Addington - Survey 3200m

Result	TAB no.	Horse (Barrier)	2200m to	2000m to	1800m to	1600m to	1400m to	1200m to	1000m to	800m to	600m to	400m to	200m to	Total or	Margin
6th	5	Chief Of Staff (7)	2000m	1800m	1600m	1400m	1200m	1000m	800m	600m	400m	200m	WP	Average	
		Position in running (margin)	5(9.9)	5(10.3)	5(13.8)	5(9.3)	4(4.7)	2(1.2)	2(0.9)	2(0.1)	2(0.1)	2(0.9)	4(3.1)		4.20
		Sectional time (s)	14.80	14.49	15.10	16.07	15.61	15.46	14.83	14.51	14.66	14.20	14.15		
		Cumulative time (s)	163.88	149.08	134.59	119.49	103.42	87.81	72.35	57.52	43.01	28.35	14.15	3:17.28	
		Speed (m/s)	13.51	13.80	13.25	12.45	12.81	12.94	13.49	13.78	13.64	14.08	14.13	13.18	
		Stride length (m)	6.26	6.37	6.33	6.05	6.17	6.16	6.24	6.43	6.18	6.01	6.05	6.14	
		Stride duration (s)	0.464	0.462	0.478	0.486	0.482	0.476	0.463	0.467	0.453	0.427	0.428	0.466	
		Stride efficiency (%)	61.30	63.47	62.56	57.26	59.48	59.37	60.84	64.60	59.73	56.42	57.25	58.88	
		Stride count	31.93	31.38	31.61	33.04	32.42	32.45	32.05	31.11	32.35	33.28	33.04	423.55	

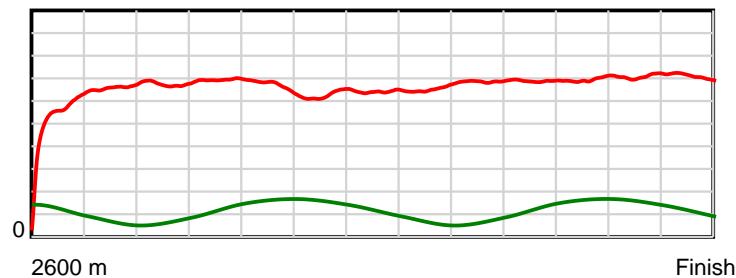
10 m Stride length



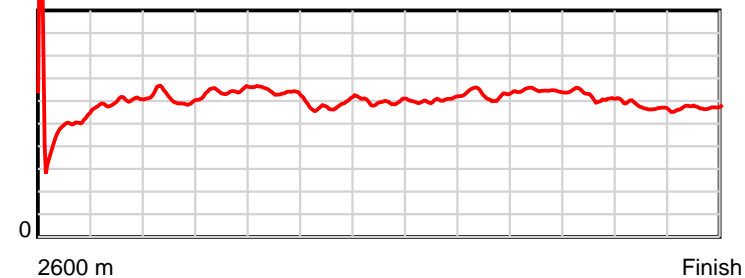
0.5 s Stride duration



20 m/sec Speed



100 % Stride efficiency



Note: Horizontal distance axis grid lines are 200m furlongs.

Disclaimer.

HRNZ and NZMTC and Thoroughbred Ratings Pty Ltd accepts no responsibility for the completeness or accuracy of any of the information contained herein, and makes no representations about its suitability for any particular purpose. Users should make their own judgements about those matters and/or seek independent advice. You assume all risks associated with use of the data provided on this page.



Race Results



November 01, 2021, Race 11, MAJESTIC SON SOUTH BAY TROTTERS CUP (HCP TROT), Distance 2600m, Addington - Survey 3200m

Result	TAB no.	Horse (Barrier)	2600 to 2400m to	2400m to 2200m
7th	4	Tweedledee (6)	2400m	2200m
		Position in running (margin)	-	4(5.4)
		Sectional time (s)	17.87	14.77
		Cumulative time (s)	197.53	179.66
		Speed (m/s)	11.19	13.54
		Stride length (m)	5.43	6.38
		Stride duration (s)	0.482	0.471
		Stride efficiency (%)	46.08	63.55
		Stride count	36.83	31.36

Disclaimer.

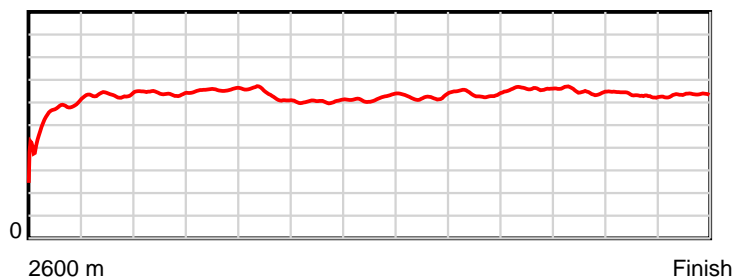
HRNZ and NZMTC and Thoroughbred Ratings Pty Ltd accepts no responsibility for the completeness or accuracy of any of the information contained herein, and makes no representations about its suitability for any particular purpose. Users should make their own judgements about those matters and/or seek independent advice. You assume all risks associated with use of the data provided on this page.

Race Results

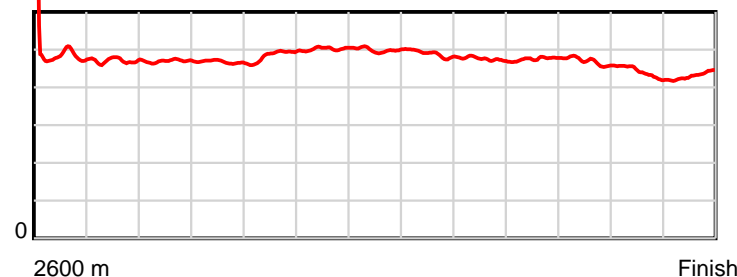
November 01, 2021, Race 11, MAJESTIC SON SOUTH BAY TROTTERS CUP (HCP TROT), Distance 2600m, Addington - Survey 3200m

Result	TAB no.	Horse (Barrier)	2200m to	2000m to	1800m to	1600m to	1400m to	1200m to	1000m to	800m to	600m to	400m to	200m to	Total or	Margin
7th	4	Twedledee (6)	2000m	1800m	1600m	1400m	1200m	1000m	800m	600m	400m	200m	WP	Average	
		Position in running (margin)	4(5.5)	4(5.0)	4(7.4)	4(5.6)	5(5.5)	6(5.2)	7(5.6)	7(5.5)	7(5.1)	7(5.5)	7(6.8)		5.60
		Sectional time (s)	14.67	14.30	15.53	16.84	16.14	15.58	14.94	14.46	14.59	14.03	13.81		
		Cumulative time (s)	164.89	150.22	135.92	120.39	103.55	87.41	71.83	56.89	42.43	27.84	13.81	3:17.53	
		Speed (m/s)	13.63	13.99	12.88	11.88	12.39	12.84	13.39	13.83	13.71	14.26	14.48	13.16	
		Stride length (m)	6.40	6.54	6.24	5.96	6.19	6.27	6.36	6.58	6.41	6.26	6.25	6.24	
		Stride duration (s)	0.469	0.468	0.485	0.502	0.499	0.489	0.475	0.475	0.468	0.439	0.431	0.474	
		Stride efficiency (%)	63.98	66.83	60.91	55.51	59.82	61.53	63.29	67.60	64.20	61.15	61.04	60.80	
		Stride count	31.26	30.58	32.03	33.56	32.33	31.87	31.43	30.41	31.20	31.97	32.00	416.83	

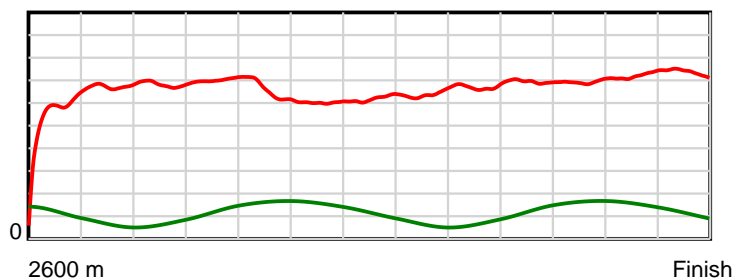
10 m Stride length



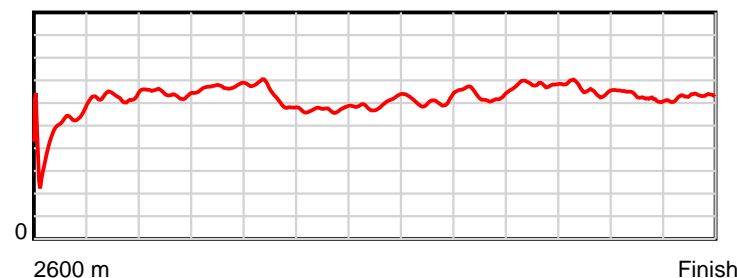
0.6 s Stride duration



20 m/sec Speed



100 % Stride efficiency



Note: Horizontal distance axis grid lines are 200m furlongs.

Disclaimer.

HRNZ and NZMTC and Thoroughbred Ratings Pty Ltd accepts no responsibility for the completeness or accuracy of any of the information contained herein, and makes no representations about its suitability for any particular purpose. Users should make their own judgements about those matters and/or seek independent advice. You assume all risks associated with use of the data provided on this page.