



Race Results

Kaikoura Trotting Club Inc, HRNZ, November 01, 2021

Compilation date: November 1, 2021, 5:08:25 PM (NZDT)

Copyright © 2021 HRNZ and NZMTC. All rights reserved.

Trademarks.

StrideMASTER is a registered trademark of Thoroughbred Ratings Pty Ltd.

Disclaimer.

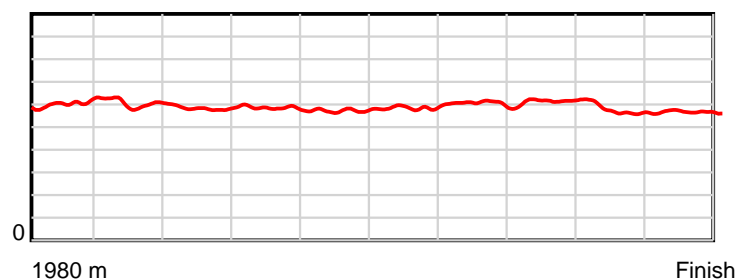
HRNZ and NZMTC and Thoroughbred Ratings Pty Ltd accepts no responsibility for the completeness or accuracy of any of the information contained herein, and makes no representations about its suitability for any particular purpose. Users should make their own judgements about those matters and/or seek independent advice. You assume all risks associated with use of the data provided on this page.

Race Results

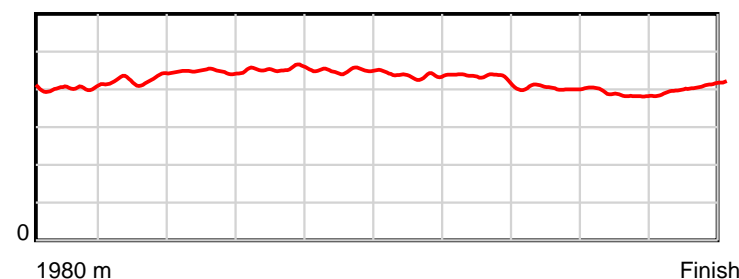
November 01, 2021, Race 12, , Distance 1980m, Addington - Survey 1980m

Result	TAB no.	Horse (Barrier)	1980 to	1800m to	1600m to	1400m to	1200m to	1000m to	800m to	600m to	400m to	200m to	Total or	Margin
1st	4	Soundsofcash (4)	1800m	1600m	1400m	1200m	1000m	800m	600m	400m	200m	WP	Average	
		Position in running (margin)	-	5(2.0)	6(6.1)	7(7.9)	7(7.7)	8(7.4)	8(7.2)	8(5.9)	3(2.1)	2(0.3)		0.00
		Sectional time (s)	11.97	14.53	15.53	15.53	15.70	15.02	14.17	13.63	13.94	14.25		
		Cumulative time (s)	144.27	132.30	117.77	102.24	86.71	71.01	55.99	41.82	28.19	14.25	2:24.27	
		Speed (m/s)	15.04	13.76	12.88	12.88	12.74	13.32	14.11	14.67	14.35	14.04	13.72	
		Stride length (m)	6.09	5.87	5.76	5.86	5.73	5.81	6.08	5.92	5.55	5.72	5.83	
		Stride duration (s)	0.403	0.426	0.447	0.455	0.450	0.436	0.431	0.404	0.386	0.407	0.425	
		Stride efficiency (%)	57.96	53.86	51.80	53.62	51.30	52.79	57.68	54.83	48.05	51.11	53.14	
		Stride count	29.56	34.07	34.74	34.14	34.91	34.41	32.92	33.76	36.07	34.97	339.55	

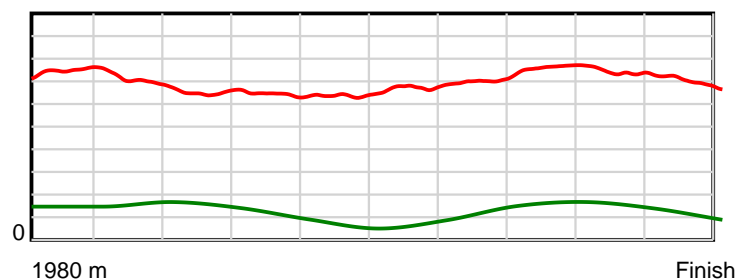
10 m Stride length



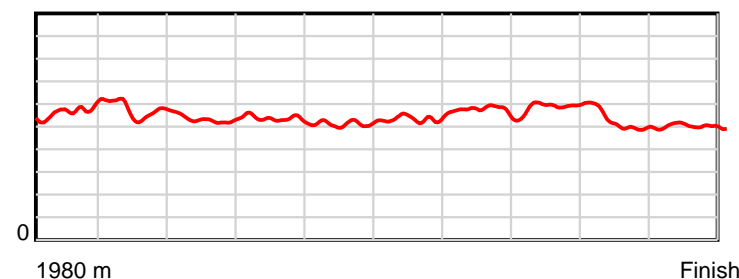
0.6 s Stride duration



20 m/sec Speed



100 % Stride efficiency



Note: Horizontal distance axis grid lines are 200m furlongs.

Disclaimer.

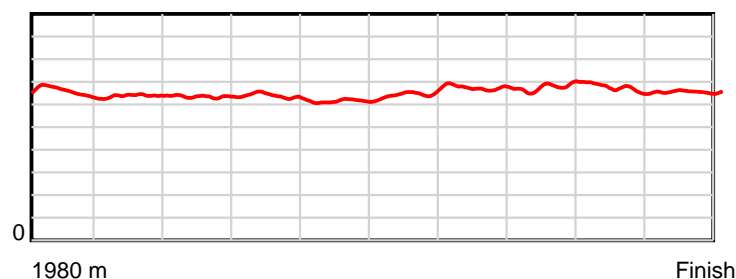
HRNZ and NZMTC and Thoroughbred Ratings Pty Ltd accepts no responsibility for the completeness or accuracy of any of the information contained herein, and makes no representations about its suitability for any particular purpose. Users should make their own judgements about those matters and/or seek independent advice. You assume all risks associated with use of the data provided on this page.

Race Results

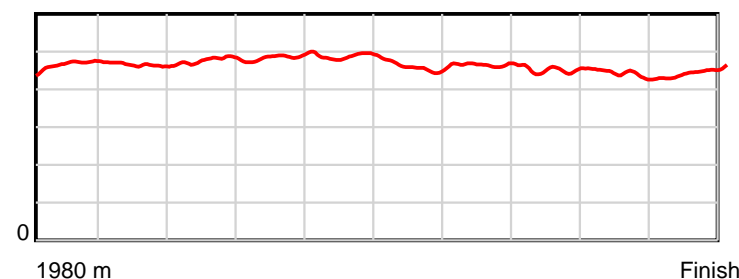
November 01, 2021, Race 12, , Distance 1980m, Addington - Survey 1980m

Result	TAB no.	Horse (Barrier)	1980 to	1800m to	1600m to	1400m to	1200m to	1000m to	800m to	600m to	400m to	200m to	Total or	Margin
2nd	9	Republican Par... (9)	1800m	1600m	1400m	1200m	1000m	800m	600m	400m	200m	WP	Average	
		Position in running (margin)	-	12(10.3)	13(18.1)	13(18.9)	13(17.4)	13(17.9)	12(14.2)	13(11.2)	13(9.6)	5(6.6)		2.20
		Sectional time (s)	13.35	15.16	15.38	15.30	15.84	14.42	13.90	13.99	13.74	13.59		
		Cumulative time (s)	144.67	131.32	116.16	100.78	85.48	69.64	55.22	41.32	27.33	13.59	2:24.67	
		Speed (m/s)	13.48	13.19	13.00	13.07	12.63	13.87	14.39	14.30	14.56	14.72	13.69	
		Stride length (m)	6.53	6.13	6.21	6.35	6.15	6.37	6.68	6.45	6.38	6.60	6.38	
		Stride duration (s)	0.469	0.465	0.477	0.486	0.488	0.459	0.465	0.451	0.439	0.448	0.466	
		Stride efficiency (%)	66.66	58.81	60.24	62.99	59.18	63.44	69.83	65.06	63.69	68.00	63.62	
		Stride count	27.56	32.60	32.21	31.50	32.50	31.39	29.92	30.99	31.33	30.32	310.32	

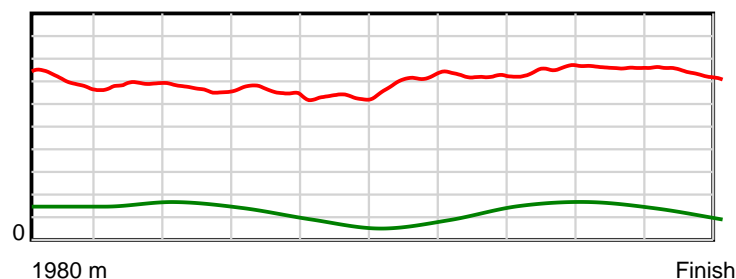
10 m Stride length



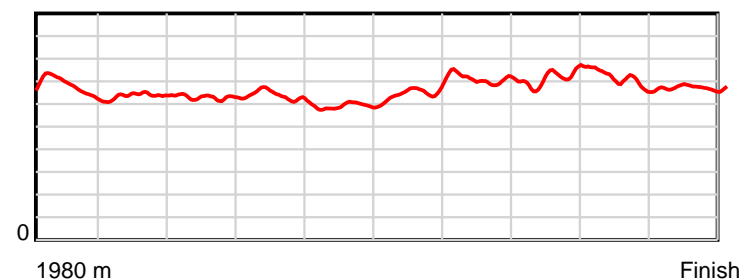
0.6 s Stride duration



20 m/sec Speed



100 % Stride efficiency



Note: Horizontal distance axis grid lines are 200m furlongs.

Disclaimer.

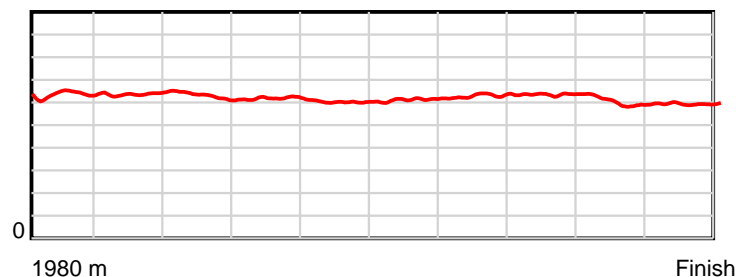
HRNZ and NZMTC and Thoroughbred Ratings Pty Ltd accepts no responsibility for the completeness or accuracy of any of the information contained herein, and makes no representations about its suitability for any particular purpose. Users should make their own judgements about those matters and/or seek independent advice. You assume all risks associated with use of the data provided on this page.

Race Results

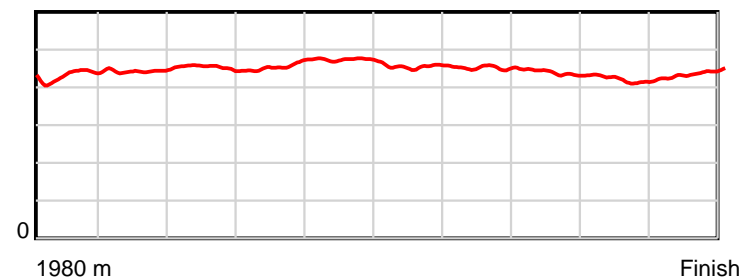
November 01, 2021, Race 12, , Distance 1980m, Addington - Survey 1980m

Result	TAB no.	Horse (Barrier)	1980 to	1800m to	1600m to	1400m to	1200m to	1000m to	800m to	600m to	400m to	200m to	Total or	Margin
3rd	7	Cloudy Bay (7)	1800m	1600m	1400m	1200m	1000m	800m	600m	400m	200m	WP	Average	
		Position in running (margin)	-	8(4.3)	8(8.4)	6(6.4)	3(1.8)	3(2.0)	2(1.6)	2(1.6)	2(1.1)	3(1.3)		3.40
		Sectional time (s)	12.32	14.54	14.91	14.78	15.78	14.98	14.40	14.18	14.27	14.72		
		Cumulative time (s)	144.88	132.56	118.02	103.11	88.33	72.55	57.57	43.17	28.99	14.72	2:24.88	
		Speed (m/s)	14.61	13.76	13.41	13.53	12.67	13.35	13.89	14.10	14.02	13.59	13.67	
		Stride length (m)	6.33	6.10	6.07	6.18	6.00	6.07	6.27	6.18	5.88	5.94	6.10	
		Stride duration (s)	0.432	0.444	0.453	0.457	0.473	0.454	0.452	0.438	0.420	0.438	0.446	
		Stride efficiency (%)	62.65	58.19	57.63	59.69	56.24	57.49	61.44	59.74	54.12	55.23	58.11	
		Stride count	28.43	32.77	32.93	32.36	33.34	32.97	31.90	32.35	33.99	33.64	324.68	

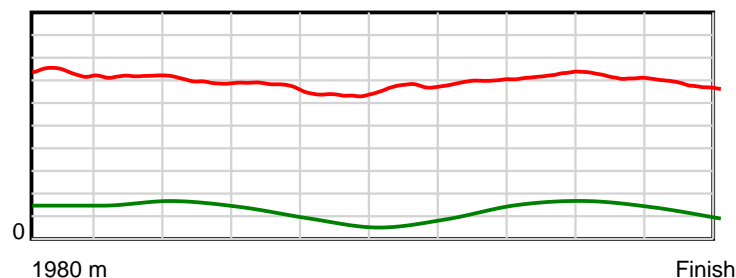
10 m Stride length



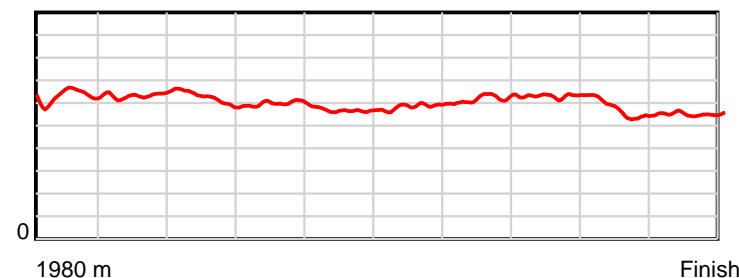
0.6 s Stride duration



20 m/sec Speed



100 % Stride efficiency



Note: Horizontal distance axis grid lines are 200m furlongs.

Disclaimer.

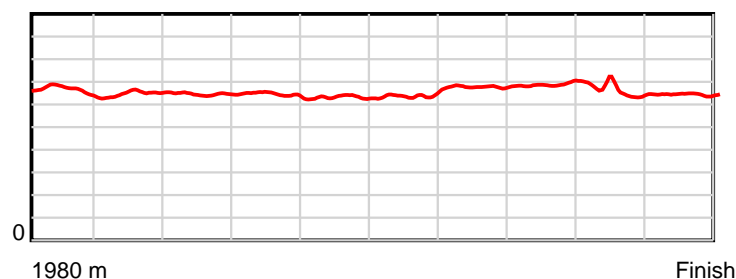
HRNZ and NZMTC and Thoroughbred Ratings Pty Ltd accepts no responsibility for the completeness or accuracy of any of the information contained herein, and makes no representations about its suitability for any particular purpose. Users should make their own judgements about those matters and/or seek independent advice. You assume all risks associated with use of the data provided on this page.

Race Results

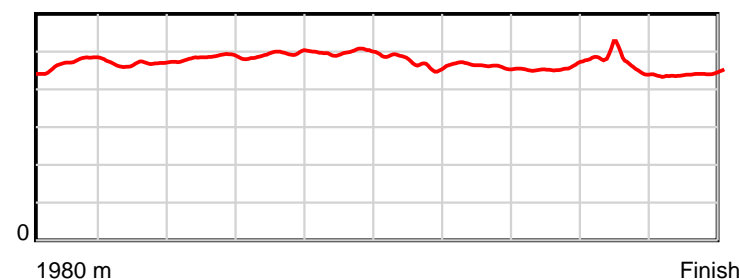
November 01, 2021, Race 12, , Distance 1980m, Addington - Survey 1980m

Result	TAB no.	Horse (Barrier)	1980 to	1800m to	1600m to	1400m to	1200m to	1000m to	800m to	600m to	400m to	200m to	Total or	Margin
4th	8	Slip The Hundy (8)	1800m	1600m	1400m	1200m	1000m	800m	600m	400m	200m	WP	Average	
		Position in running (margin)	-	11(9.0)	12(15.5)	12(15.6)	12(14.8)	12(15.9)	13(15.0)	12(10.5)	10(6.9)	9(8.3)		5.00
		Sectional time (s)	13.17	14.93	15.27	15.42	15.93	14.89	13.65	13.65	14.48	13.78		
		Cumulative time (s)	145.17	132.00	117.07	101.80	86.38	70.45	55.56	41.91	28.26	13.78	2:25.17	
		Speed (m/s)	13.67	13.40	13.10	12.97	12.55	13.43	14.65	14.65	13.81	14.51	13.64	
		Stride length (m)	6.64	6.27	6.35	6.40	6.25	6.32	6.77	6.71	6.44	6.41	6.45	
		Stride duration (s)	0.471	0.468	0.484	0.494	0.498	0.471	0.462	0.458	0.467	0.442	0.473	
		Stride efficiency (%)	68.94	61.46	62.95	64.06	61.12	62.50	71.58	70.42	64.90	64.15	65.03	
		Stride count	27.10	31.89	31.51	31.24	31.98	31.63	29.55	29.79	31.03	31.21	306.93	

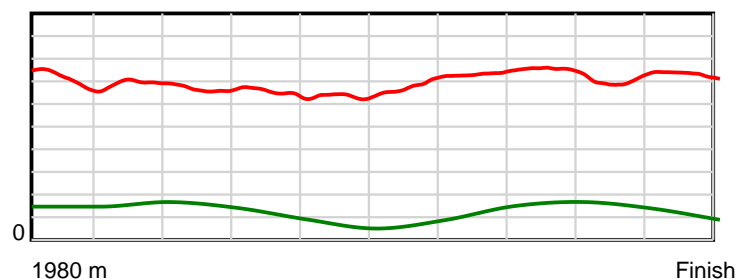
10 m Stride length



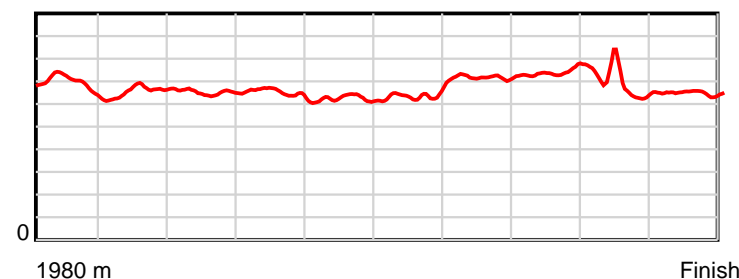
0.6 s Stride duration



20 m/sec Speed



100 % Stride efficiency



Note: Horizontal distance axis grid lines are 200m furlongs.

Disclaimer.

HRNZ and NZMTC and Thoroughbred Ratings Pty Ltd accepts no responsibility for the completeness or accuracy of any of the information contained herein, and makes no representations about its suitability for any particular purpose. Users should make their own judgements about those matters and/or seek independent advice. You assume all risks associated with use of the data provided on this page.



Race Results

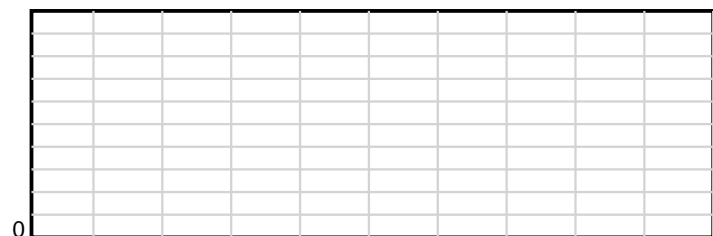


November 01, 2021, Race 12, , Distance 1980m, Addington - Survey 1980m

Result	TAB no.	Horse (Barrier)	1980 to	1800m to	1600m to	1400m to	1200m to	1000m to	800m to	600m to	400m to	200m to	Total or	Margin
5th	11	Jack Ryan (11)												
		Position in running (margin)												
		Sectional time (s)												
		Cumulative time (s)												
		Speed (m/s)												
		Stride length (m)												
		Stride duration (s)												
		Stride efficiency (%)												
		Stride count												

10 m

Stride length




1980 m

Finish

0.6 s

Stride duration

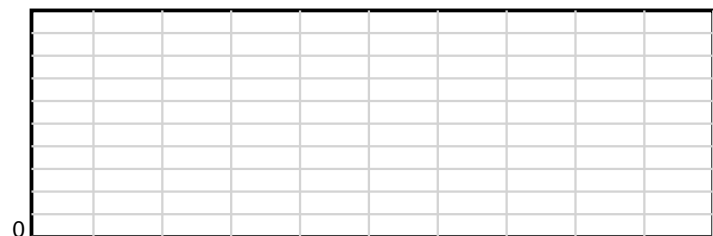


1980 m

Finish

20 m/sec

Speed

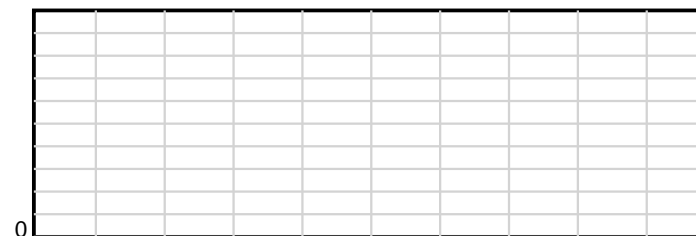


1980 m

Finish

100 %

Stride efficiency



1980 m

Finish

Note: Horizontal distance axis grid lines are 200m furlongs.

Disclaimer.

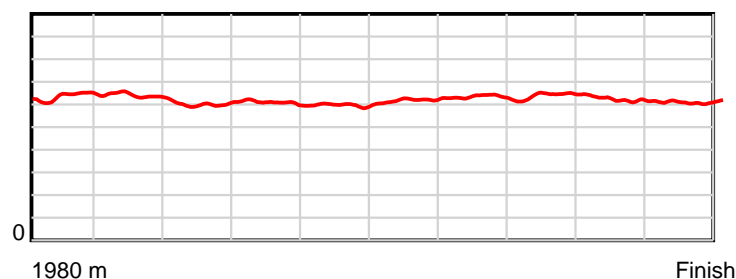
HRNZ and NZMTC and Thoroughbred Ratings Pty Ltd accepts no responsibility for the completeness or accuracy of any of the information contained herein, and makes no representations about its suitability for any particular purpose. Users should make their own judgements about those matters and/or seek independent advice. You assume all risks associated with use of the data provided on this page.

Race Results

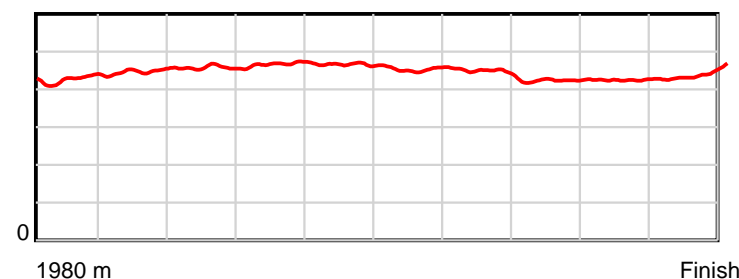
November 01, 2021, Race 12, , Distance 1980m, Addington - Survey 1980m

Result	TAB no.	Horse (Barrier)	1980 to	1800m to	1600m to	1400m to	1200m to	1000m to	800m to	600m to	400m to	200m to	Total or	Margin
6th	2	Jagara (2)	1800m	1600m	1400m	1200m	1000m	800m	600m	400m	200m	WP	Average	
		Position in running (margin)	-	7(3.7)	7(7.7)	9(10.3)	9(9.6)	10(9.9)	10(9.4)	10(8.2)	8(5.3)	4(5.1)		6.40
		Sectional time (s)	12.10	14.52	15.67	15.45	15.79	14.97	14.19	13.79	14.21	14.73		
		Cumulative time (s)	145.42	133.32	118.80	103.13	87.68	71.89	56.92	42.73	28.94	14.73	2:25.42	
		Speed (m/s)	14.88	13.77	12.76	12.94	12.67	13.36	14.09	14.50	14.07	13.58	13.62	
		Stride length (m)	6.32	6.16	5.83	6.05	5.90	6.06	6.30	6.14	5.98	6.00	6.07	
		Stride duration (s)	0.427	0.447	0.457	0.467	0.466	0.453	0.447	0.423	0.425	0.442	0.446	
		Stride efficiency (%)	62.40	59.22	53.17	57.15	54.37	57.39	62.00	58.92	55.86	56.30	57.53	
		Stride count	28.48	32.49	34.29	33.07	33.91	33.00	31.75	32.57	33.45	33.32	326.33	

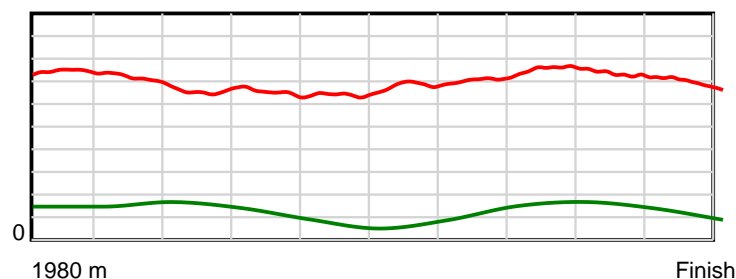
10 m Stride length



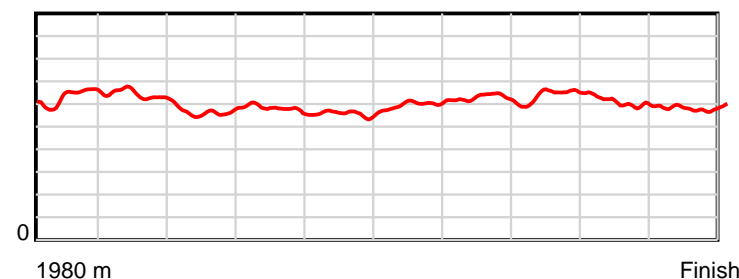
0.6 s Stride duration



20 m/sec Speed



100 % Stride efficiency



Note: Horizontal distance axis grid lines are 200m furlongs.

Disclaimer.

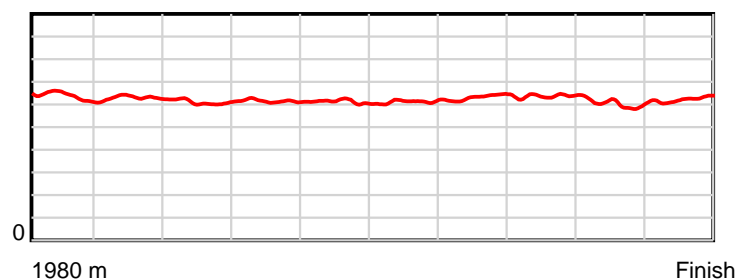
HRNZ and NZMTC and Thoroughbred Ratings Pty Ltd accepts no responsibility for the completeness or accuracy of any of the information contained herein, and makes no representations about its suitability for any particular purpose. Users should make their own judgements about those matters and/or seek independent advice. You assume all risks associated with use of the data provided on this page.

Race Results

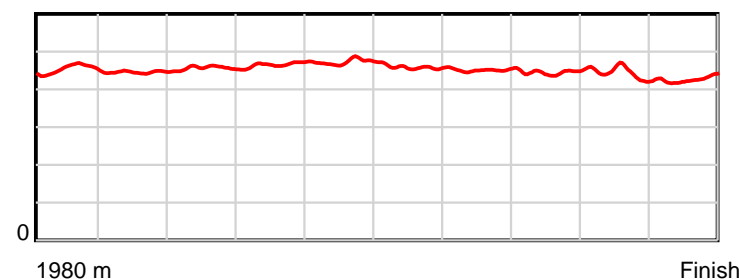
November 01, 2021, Race 12, , Distance 1980m, Addington - Survey 1980m

Result	TAB no.	Horse (Barrier)	1980 to	1800m to	1600m to	1400m to	1200m to	1000m to	800m to	600m to	400m to	200m to	Total or	Margin
7th	14	Passion And Po... (14)	1800m	1600m	1400m	1200m	1000m	800m	600m	400m	200m	WP	Average	
		Position in running (margin)	-	13(10.5)	11(13.8)	10(12.9)	10(10.2)	9(8.1)	9(7.9)	9(7.6)	12(8.4)	13(11.7)		7.50
		Sectional time (s)	13.36	14.40	15.08	15.12	15.39	15.02	14.35	14.40	14.78	13.72		
		Cumulative time (s)	145.62	132.26	117.86	102.78	87.66	72.27	57.25	42.90	28.50	13.72	2:25.62	
		Speed (m/s)	13.47	13.89	13.26	13.23	13.00	13.32	13.94	13.89	13.53	14.58	13.60	
		Stride length (m)	6.36	6.19	6.06	6.16	6.14	6.11	6.29	6.18	5.99	6.23	6.17	
		Stride duration (s)	0.455	0.445	0.457	0.466	0.473	0.459	0.451	0.445	0.443	0.427	0.454	
		Stride efficiency (%)	63.26	59.84	57.30	59.38	58.99	58.32	61.77	59.76	56.02	60.65	59.45	
		Stride count	28.29	32.32	33.03	32.44	32.55	32.74	31.81	32.34	33.40	32.10	321.02	

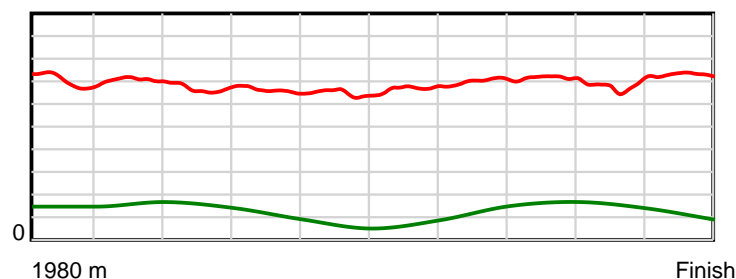
10 m Stride length



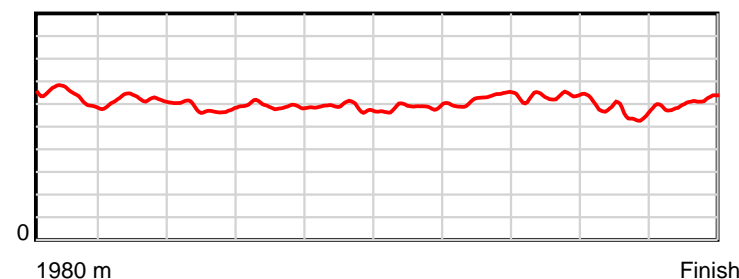
0.6 s Stride duration



20 m/sec Speed



100 % Stride efficiency



Note: Horizontal distance axis grid lines are 200m furlongs.

Disclaimer.

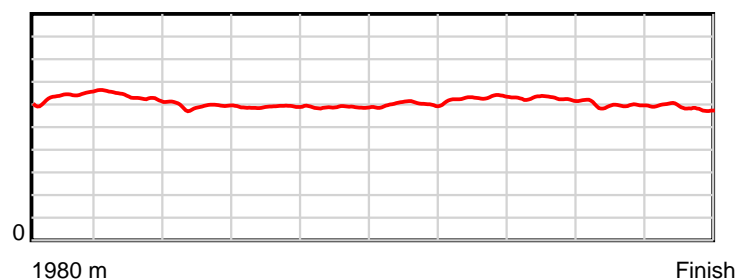
HRNZ and NZMTC and Thoroughbred Ratings Pty Ltd accepts no responsibility for the completeness or accuracy of any of the information contained herein, and makes no representations about its suitability for any particular purpose. Users should make their own judgements about those matters and/or seek independent advice. You assume all risks associated with use of the data provided on this page.

Race Results

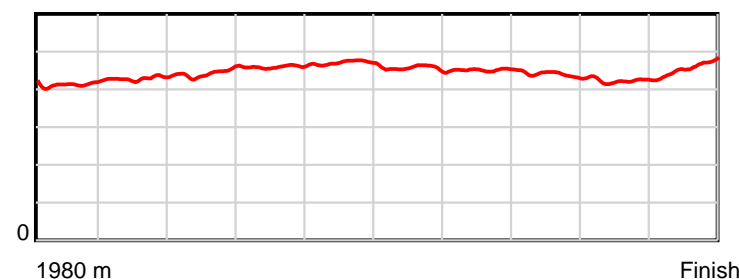
November 01, 2021, Race 12, , Distance 1980m, Addington - Survey 1980m

Result	TAB no.	Horse (Barrier)	1980 to	1800m to	1600m to	1400m to	1200m to	1000m to	800m to	600m to	400m to	200m to	Total or	Margin
8th	3	High Flying Ha... (3)	1800m	1600m	1400m	1200m	1000m	800m	600m	400m	200m	WP	Average	
		Position in running (margin)	-	1(0.0)	1(0.0)	1(0.0)	1(0.0)	1(0.0)	1(0.0)	1(0.0)	1(0.0)	1(0.0)		8.00
		Sectional time (s)	11.58	13.85	15.24	15.56	15.75	15.04	14.40	14.26	14.24	15.78		
		Cumulative time (s)	145.70	134.12	120.27	105.03	89.47	73.72	58.68	44.28	30.02	15.78	2:25.70	
		Speed (m/s)	15.54	14.44	13.12	12.85	12.70	13.30	13.89	14.03	14.04	12.67	13.59	
		Stride length (m)	6.41	6.19	5.83	5.91	5.98	6.06	6.27	6.15	5.94	5.83	6.05	
		Stride duration (s)	0.412	0.429	0.444	0.460	0.471	0.456	0.452	0.439	0.423	0.460	0.445	
		Stride efficiency (%)	64.23	59.87	53.06	54.64	55.80	57.39	61.43	59.17	55.11	53.20	57.17	
		Stride count	28.08	32.31	34.32	33.82	33.47	33.00	31.90	32.50	33.68	34.28	327.36	

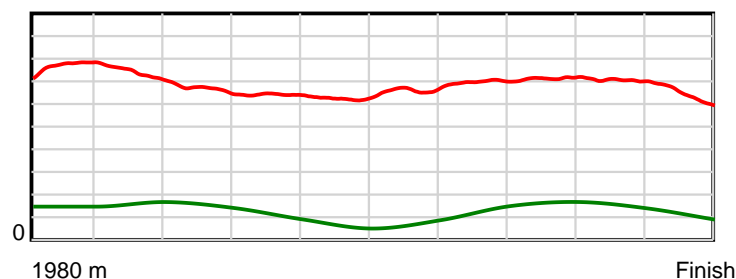
10 m Stride length



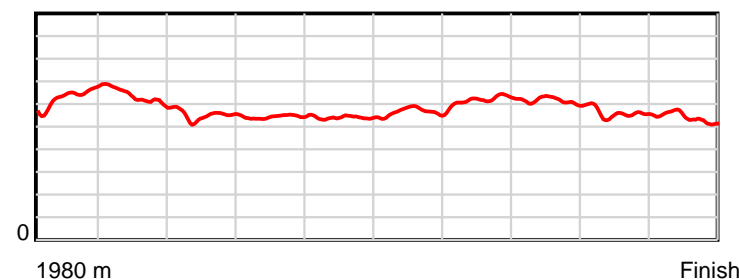
0.6 s Stride duration



20 m/sec Speed



100 % Stride efficiency



Note: Horizontal distance axis grid lines are 200m furlongs.

Disclaimer.

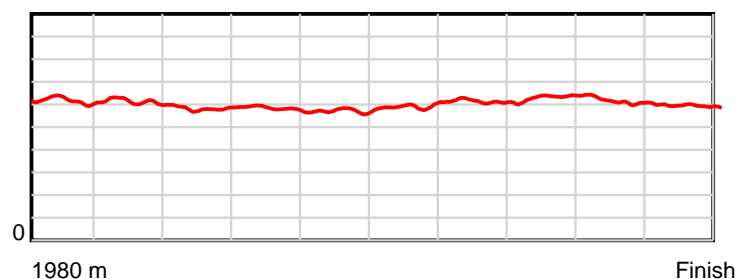
HRNZ and NZMTC and Thoroughbred Ratings Pty Ltd accepts no responsibility for the completeness or accuracy of any of the information contained herein, and makes no representations about its suitability for any particular purpose. Users should make their own judgements about those matters and/or seek independent advice. You assume all risks associated with use of the data provided on this page.

Race Results

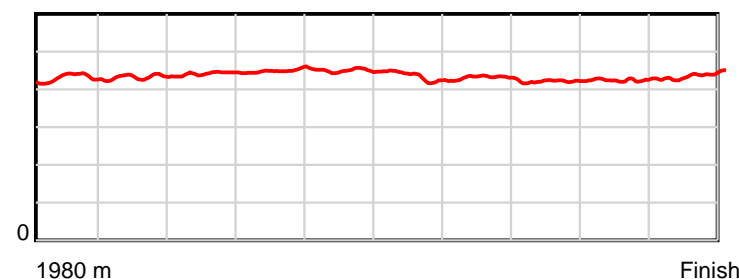
November 01, 2021, Race 12, , Distance 1980m, Addington - Survey 1980m

Result	TAB no.	Horse (Barrier)	1980 to	1800m to	1600m to	1400m to	1200m to	1000m to	800m to	600m to	400m to	200m to	Total or	Margin
9th	13	My Ultimate Ch... (13)	1800m	1600m	1400m	1200m	1000m	800m	600m	400m	200m	WP	Average	
		Position in running (margin)	-	10(8.4)	10(12.3)	11(14.0)	11(13.6)	11(13.5)	11(12.0)	11(9.6)	11(7.1)	7(7.7)		9.30
		Sectional time (s)	12.83	14.50	15.52	15.50	15.72	14.79	14.00	13.85	14.34	14.90		
		Cumulative time (s)	145.95	133.12	118.62	103.10	87.60	71.88	57.09	43.09	29.24	14.90	2:25.95	
		Speed (m/s)	14.03	13.79	12.89	12.90	12.72	13.52	14.29	14.44	13.95	13.42	13.57	
		Stride length (m)	6.18	5.96	5.70	5.81	5.72	5.87	6.16	6.08	5.92	5.88	5.92	
		Stride duration (s)	0.432	0.432	0.442	0.450	0.450	0.434	0.431	0.421	0.425	0.438	0.436	
		Stride efficiency (%)	59.61	55.55	50.69	52.68	51.08	53.86	59.23	57.76	54.84	53.97	54.76	
		Stride count	29.14	33.54	35.12	34.45	34.98	34.07	32.49	32.90	33.76	34.03	334.48	

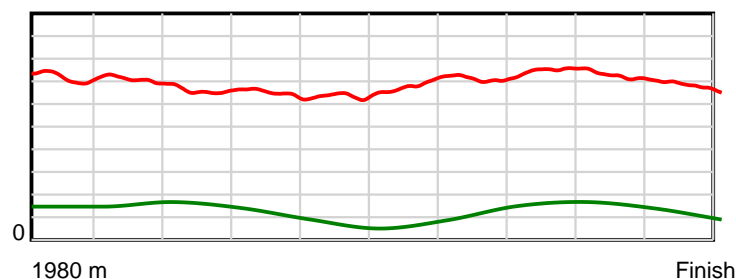
10 m Stride length



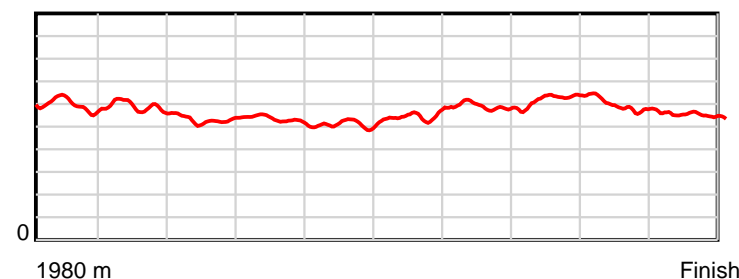
0.6 s Stride duration



20 m/sec Speed



100 % Stride efficiency



Note: Horizontal distance axis grid lines are 200m furlongs.

Disclaimer.

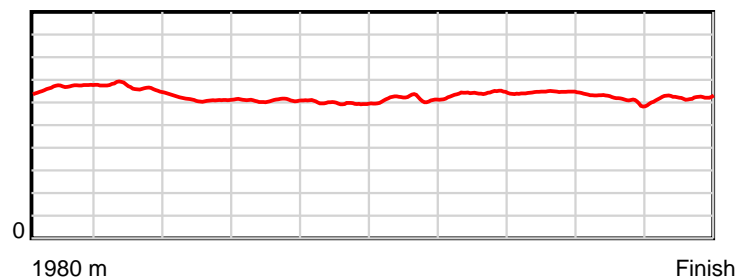
HRNZ and NZMTC and Thoroughbred Ratings Pty Ltd accepts no responsibility for the completeness or accuracy of any of the information contained herein, and makes no representations about its suitability for any particular purpose. Users should make their own judgements about those matters and/or seek independent advice. You assume all risks associated with use of the data provided on this page.

Race Results

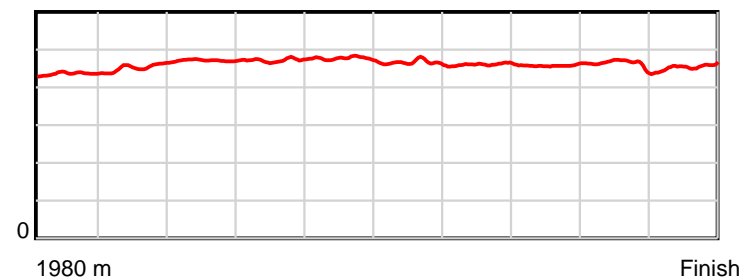
November 01, 2021, Race 12, , Distance 1980m, Addington - Survey 1980m

Result	TAB no.	Horse (Barrier)	1980 to	1800m to	1600m to	1400m to	1200m to	1000m to	800m to	600m to	400m to	200m to	Total or	Margin
10th	10	Terror Maria (10)	1800m	1600m	1400m	1200m	1000m	800m	600m	400m	200m	WP	Average	
		Position in running (margin)	-	6(3.2)	3(2.6)	3(3.7)	4(3.6)	5(3.8)	5(4.1)	5(4.0)	6(4.1)	11(9.2)		10.60
		Sectional time (s)	12.18	13.76	15.43	15.54	15.78	15.09	14.38	14.28	15.10	14.64		
		Cumulative time (s)	146.18	134.00	120.24	104.81	89.27	73.49	58.40	44.02	29.74	14.64	2:26.18	
		Speed (m/s)	14.78	14.53	12.96	12.87	12.67	13.25	13.91	14.01	13.25	13.66	13.54	
		Stride length (m)	6.69	6.59	6.11	6.08	6.04	6.17	6.40	6.41	6.12	6.22	6.27	
		Stride duration (s)	0.437	0.453	0.471	0.472	0.477	0.465	0.460	0.458	0.462	0.456	0.463	
		Stride efficiency (%)	69.90	67.89	58.31	57.70	56.99	59.47	64.04	64.29	58.50	60.53	61.48	
		Stride count	26.91	30.34	32.74	32.91	33.12	32.42	31.24	31.18	32.69	32.13	315.68	

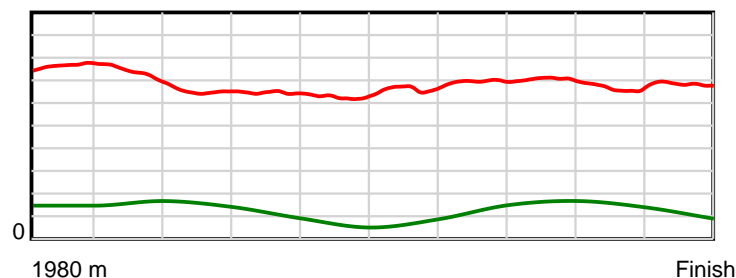
10 m Stride length



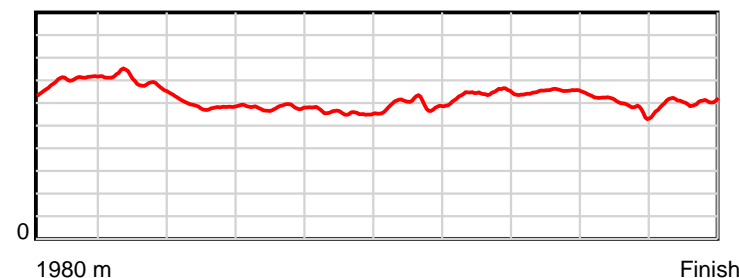
0.6 s Stride duration



20 m/sec Speed



100 % Stride efficiency



Note: Horizontal distance axis grid lines are 200m furlongs.

Disclaimer.

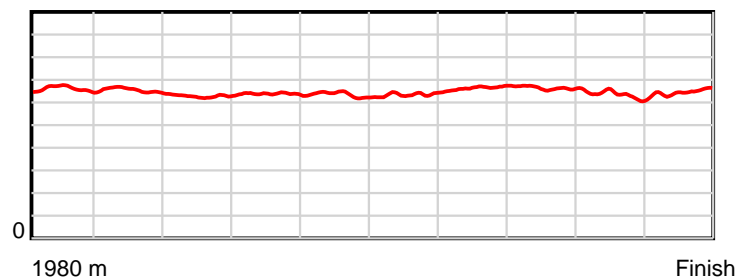
HRNZ and NZMTC and Thoroughbred Ratings Pty Ltd accepts no responsibility for the completeness or accuracy of any of the information contained herein, and makes no representations about its suitability for any particular purpose. Users should make their own judgements about those matters and/or seek independent advice. You assume all risks associated with use of the data provided on this page.

Race Results

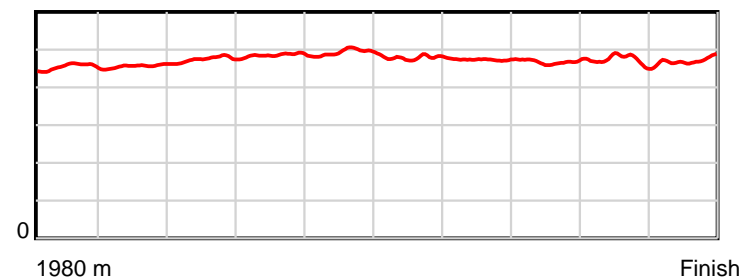
November 01, 2021, Race 12, , Distance 1980m, Addington - Survey 1980m

Result	TAB no.	Horse (Barrier)	1980 to	1800m to	1600m to	1400m to	1200m to	1000m to	800m to	600m to	400m to	200m to	Total or	Margin
11th	12	Teds Legacy (12)	1800m	1600m	1400m	1200m	1000m	800m	600m	400m	200m	WP	Average	
		Position in running (margin)	-	9(7.7)	9(10.5)	8(10.0)	8(8.1)	6(5.5)	7(6.2)	7(5.8)	9(6.9)	12(11.0)		11.10
		Sectional time (s)	12.89	14.33	15.15	15.24	15.32	15.15	14.34	14.43	14.93	14.48		
		Cumulative time (s)	146.26	133.37	119.04	103.89	88.65	73.33	58.18	43.84	29.41	14.48	2:26.26	
		Speed (m/s)	13.96	13.96	13.20	13.12	13.05	13.20	13.95	13.86	13.40	13.81	13.54	
		Stride length (m)	6.60	6.37	6.27	6.37	6.44	6.32	6.60	6.48	6.31	6.53	6.42	
		Stride duration (s)	0.455	0.457	0.475	0.486	0.493	0.479	0.473	0.468	0.471	0.473	0.475	
		Stride efficiency (%)	67.97	63.45	61.37	63.46	64.77	62.35	68.06	65.71	62.18	66.72	64.50	
		Stride count	27.29	31.39	31.92	31.39	31.07	31.66	30.30	30.84	31.71	30.61	308.18	

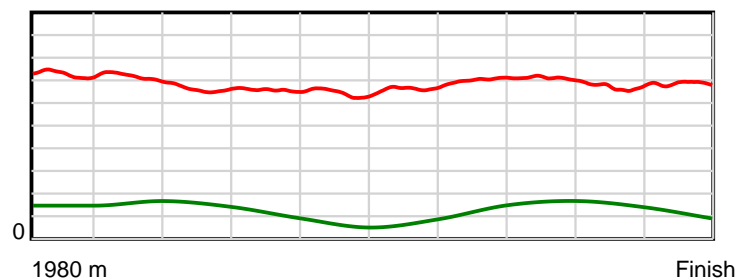
10 m Stride length



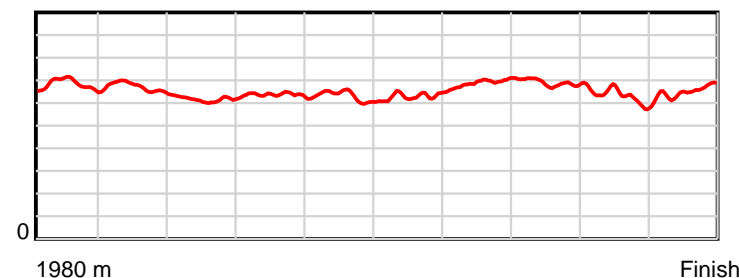
0.6 s Stride duration



20 m/sec Speed



100 % Stride efficiency



Note: Horizontal distance axis grid lines are 200m furlongs.

Disclaimer.

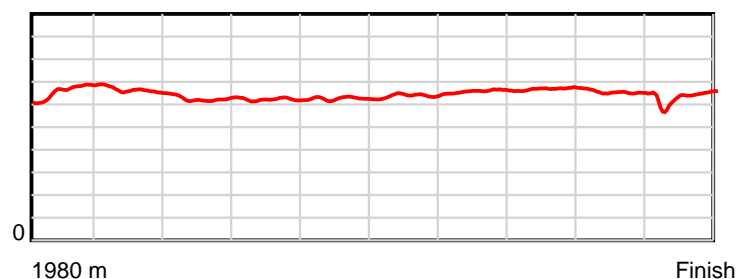
HRNZ and NZMTC and Thoroughbred Ratings Pty Ltd accepts no responsibility for the completeness or accuracy of any of the information contained herein, and makes no representations about its suitability for any particular purpose. Users should make their own judgements about those matters and/or seek independent advice. You assume all risks associated with use of the data provided on this page.

Race Results

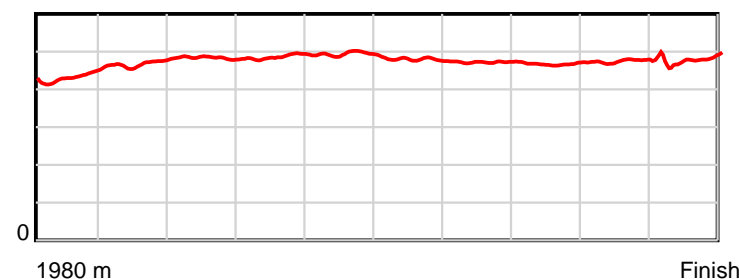
November 01, 2021, Race 12, , Distance 1980m, Addington - Survey 1980m

Result	TAB no.	Horse (Barrier)	1980 to	1800m to	1600m to	1400m to	1200m to	1000m to	800m to	600m to	400m to	200m to	Total or	Margin
12th	5	Taxman (5)	1800m	1600m	1400m	1200m	1000m	800m	600m	400m	200m	WP	Average	
		Position in running (margin)	-	2(0.3)	5(3.7)	5(6.0)	6(5.9)	7(5.7)	6(5.6)	6(5.1)	7(5.3)	10(8.5)		13.20
		Sectional time (s)	11.69	14.42	15.61	15.55	15.72	15.02	14.32	14.28	14.78	15.25		
		Cumulative time (s)	146.64	134.95	120.53	104.92	89.37	73.65	58.63	44.31	30.03	15.25	2:26.64	
		Speed (m/s)	15.40	13.87	12.81	12.86	12.72	13.32	13.97	14.01	13.53	13.11	13.50	
		Stride length (m)	6.68	6.49	6.19	6.26	6.29	6.38	6.59	6.54	6.40	6.30	6.41	
		Stride duration (s)	0.432	0.468	0.483	0.487	0.494	0.479	0.472	0.467	0.473	0.480	0.474	
		Stride efficiency (%)	69.83	65.81	59.93	61.24	61.73	63.62	67.88	66.87	64.08	62.00	64.14	
		Stride count	26.93	30.82	32.30	31.95	31.82	31.35	30.34	30.57	31.23	31.75	309.06	

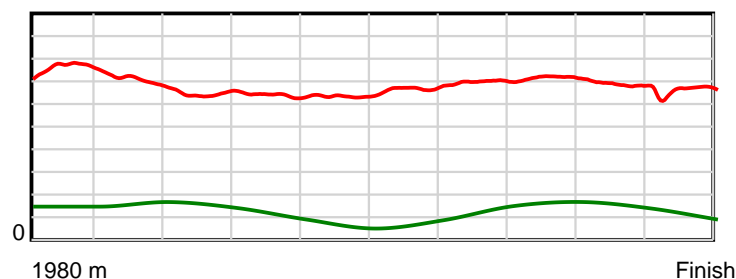
10 m Stride length



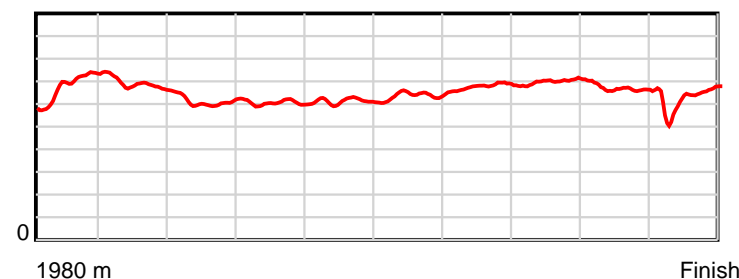
0.6 s Stride duration



20 m/sec Speed



100 % Stride efficiency



Note: Horizontal distance axis grid lines are 200m furlongs.

Disclaimer.

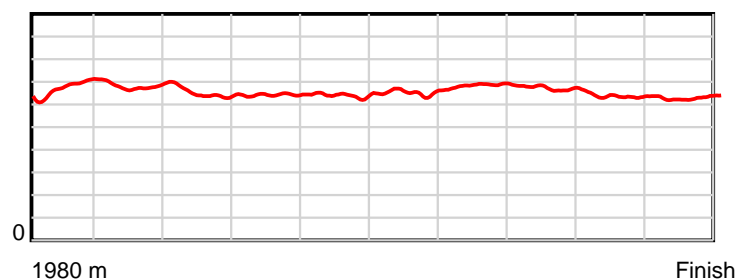
HRNZ and NZMTC and Thoroughbred Ratings Pty Ltd accepts no responsibility for the completeness or accuracy of any of the information contained herein, and makes no representations about its suitability for any particular purpose. Users should make their own judgements about those matters and/or seek independent advice. You assume all risks associated with use of the data provided on this page.

Race Results

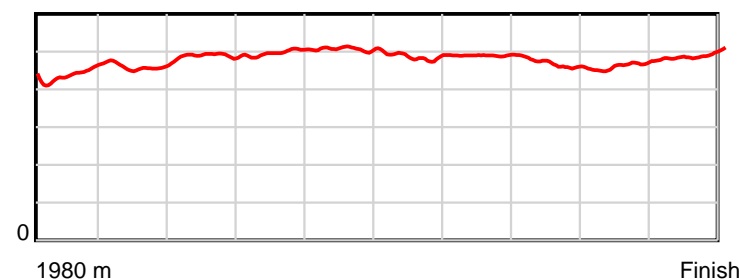
November 01, 2021, Race 12, , Distance 1980m, Addington - Survey 1980m

Result	TAB no.	Horse (Barrier)	1980 to	1800m to	1600m to	1400m to	1200m to	1000m to	800m to	600m to	400m to	200m to	Total or	Margin
13th	6	Katherine (6)	1800m	1600m	1400m	1200m	1000m	800m	600m	400m	200m	WP	Average	
		Position in running (margin)	-	3(0.4)	4(2.6)	4(4.4)	5(3.9)	4(3.0)	4(3.1)	4(2.5)	5(2.5)	6(7.1)		13.80
		Sectional time (s)	11.56	14.22	15.53	15.48	15.60	15.04	14.32	14.25	15.01	15.74		
		Cumulative time (s)	146.75	135.19	120.97	105.44	89.96	74.36	59.32	45.00	30.75	15.74	2:26.75	
		Speed (m/s)	15.57	14.06	12.88	12.92	12.82	13.30	13.97	14.04	13.32	12.71	13.49	
		Stride length (m)	6.75	6.48	6.32	6.43	6.50	6.46	6.84	6.53	6.19	6.25	6.47	
		Stride duration (s)	0.439	0.461	0.490	0.498	0.507	0.486	0.490	0.466	0.465	0.492	0.479	
		Stride efficiency (%)	71.20	65.61	62.33	64.70	66.05	65.13	73.20	66.70	59.86	61.04	65.35	
		Stride count	26.67	30.87	31.67	31.08	30.76	30.98	29.22	30.61	32.32	32.00	306.18	

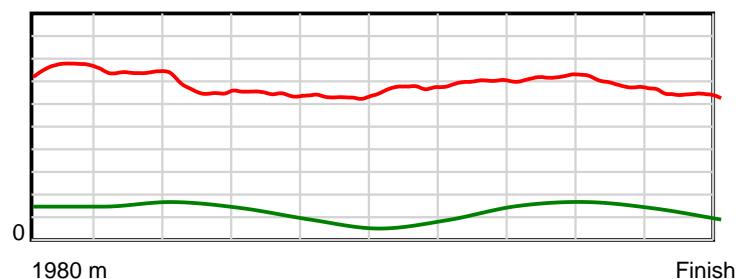
10 m Stride length



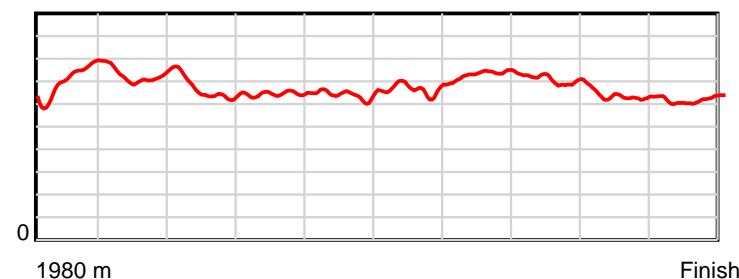
0.6 s Stride duration



20 m/sec Speed



100 % Stride efficiency



Note: Horizontal distance axis grid lines are 200m furlongs.

Disclaimer.

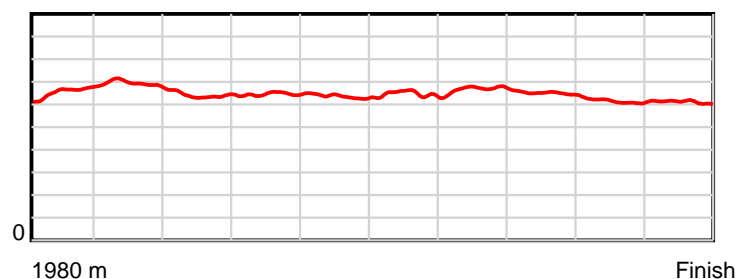
HRNZ and NZMTC and Thoroughbred Ratings Pty Ltd accepts no responsibility for the completeness or accuracy of any of the information contained herein, and makes no representations about its suitability for any particular purpose. Users should make their own judgements about those matters and/or seek independent advice. You assume all risks associated with use of the data provided on this page.

Race Results

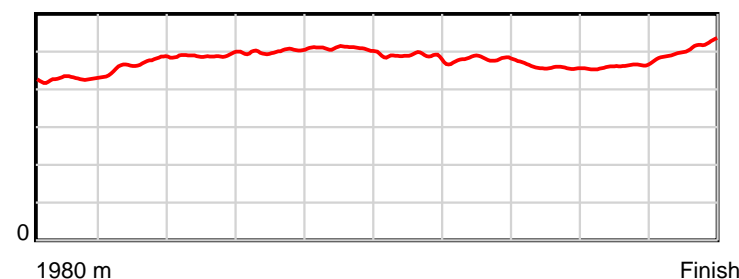
November 01, 2021, Race 12, , Distance 1980m, Addington - Survey 1980m

Result	TAB no.	Horse (Barrier)	1980 to	1800m to	1600m to	1400m to	1200m to	1000m to	800m to	600m to	400m to	200m to	Total or	Margin
14th	1	Hilarious Prin... (1)	1800m	1600m	1400m	1200m	1000m	800m	600m	400m	200m	WP	Average	
		Position in running (margin)	-	4(0.7)	2(0.5)	2(2.0)	2(1.8)	2(1.9)	3(2.2)	3(2.2)	4(2.3)	8(7.9)		21.20
		Sectional time (s)	11.73	13.82	15.49	15.52	15.78	15.08	14.40	14.28	15.18	16.80		
		Cumulative time (s)	148.08	136.35	122.53	107.04	91.52	75.74	60.66	46.26	31.98	16.80	2:28.08	
		Speed (m/s)	15.35	14.47	12.91	12.89	12.67	13.26	13.89	14.01	13.18	11.90	13.37	
		Stride length (m)	6.60	6.78	6.33	6.45	6.45	6.46	6.67	6.43	6.08	6.07	6.42	
		Stride duration (s)	0.428	0.468	0.490	0.501	0.509	0.487	0.481	0.459	0.462	0.510	0.480	
		Stride efficiency (%)	68.12	71.76	62.68	65.09	65.01	65.21	69.61	64.57	57.83	57.65	64.50	
		Stride count	27.26	29.51	31.58	30.99	31.01	30.96	29.96	31.11	32.88	32.93	308.19	

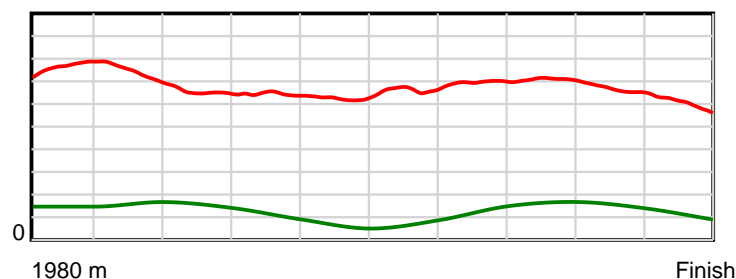
10 m Stride length



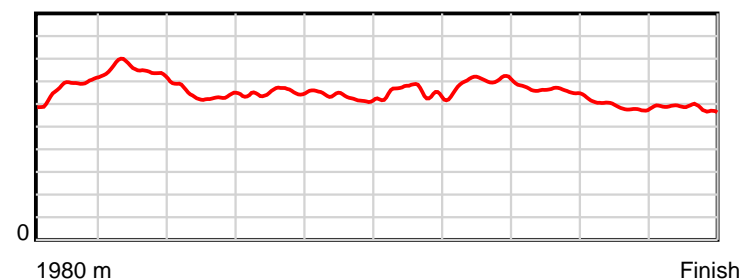
0.6 s Stride duration



20 m/sec Speed



100 % Stride efficiency



Note: Horizontal distance axis grid lines are 200m furlongs.

Disclaimer.

HRNZ and NZMTC and Thoroughbred Ratings Pty Ltd accepts no responsibility for the completeness or accuracy of any of the information contained herein, and makes no representations about its suitability for any particular purpose. Users should make their own judgements about those matters and/or seek independent advice. You assume all risks associated with use of the data provided on this page.