



Race Results

Kaikoura Trotting Club Inc, HRNZ, November 01, 2021

Compilation date: November 1, 2021, 5:29:33 PM (NZDT)

Copyright © 2021 HRNZ and NZMTC. All rights reserved.

Trademarks.

StrideMASTER is a registered trademark of Thoroughbred Ratings Pty Ltd.

Disclaimer.

HRNZ and NZMTC and Thoroughbred Ratings Pty Ltd accepts no responsibility for the completeness or accuracy of any of the information contained herein, and makes no representations about its suitability for any particular purpose. Users should make their own judgements about those matters and/or seek independent advice. You assume all risks associated with use of the data provided on this page.



Race Results



November 01, 2021, Race 13, ALABAR KAIKOURA CUP (STAND PACE), Distance 2600m, Addington - Survey 3200m

Result	TAB no.	Horse (Barrier)	2600 to	2400m to
1st	7	Classie Brigad... (10)	2400m	2200m
		Position in running (margin)	-	3(1.2)
		Sectional time (s)	16.24	15.28
		Cumulative time (s)	194.00	177.76
		Speed (m/s)	12.32	13.09
		Stride length (m)	5.39	5.87
		Stride duration (s)	0.435	0.449
		Stride efficiency (%)	45.46	53.93
		Stride count	37.08	34.04

Disclaimer.

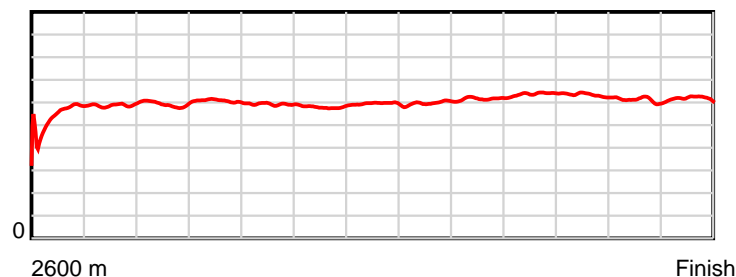
HRNZ and NZMTC and Thoroughbred Ratings Pty Ltd accepts no responsibility for the completeness or accuracy of any of the information contained herein, and makes no representations about its suitability for any particular purpose. Users should make their own judgements about those matters and/or seek independent advice. You assume all risks associated with use of the data provided on this page.

Race Results

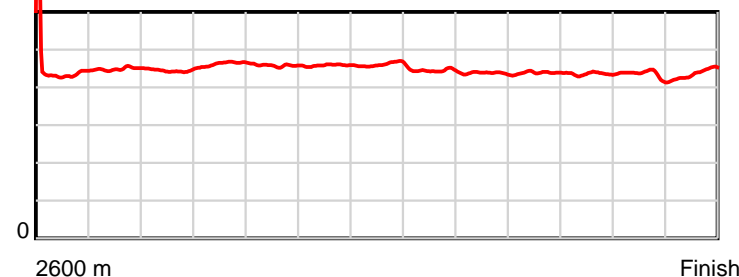
November 01, 2021, Race 13, ALABAR KAIKOURA CUP (STAND PACE), Distance 2600m, Addington - Survey 3200m

Result	TAB no.	Horse (Barrier)	2200m to	2000m to	1800m to	1600m to	1400m to	1200m to	1000m to	800m to	600m to	400m to	200m to	Total or	Margin
1st	7	Classie Brigad... (10)	2000m	1800m	1600m	1400m	1200m	1000m	800m	600m	400m	200m	WP	Average	
		Position in running (margin)	3(2.8)	1(0.0)	1(0.0)	1(0.0)	1(0.0)	1(0.0)	2(1.8)	2(1.8)	2(1.0)	3(1.0)	3(1.0)		0.00
		Sectional time (s)	15.01	15.25	15.62	15.92	15.48	14.69	14.10	13.71	14.00	14.42	14.28		
		Cumulative time (s)	162.48	147.47	132.22	116.60	100.68	85.20	70.51	56.41	42.70	28.70	14.28	3:14.00	
		Speed (m/s)	13.32	13.11	12.80	12.56	12.92	13.61	14.18	14.59	14.29	13.87	14.01	13.40	
		Stride length (m)	5.93	6.06	5.87	5.76	5.95	6.05	6.21	6.40	6.22	6.02	6.13	5.98	
		Stride duration (s)	0.445	0.462	0.458	0.458	0.461	0.444	0.438	0.439	0.436	0.434	0.438	0.446	
		Stride efficiency (%)	54.87	57.44	53.77	51.76	55.32	57.18	60.21	63.95	60.51	56.72	58.77	55.87	
		Stride count	33.75	32.99	34.10	34.75	33.61	33.06	32.22	31.26	32.14	33.20	32.61	434.81	

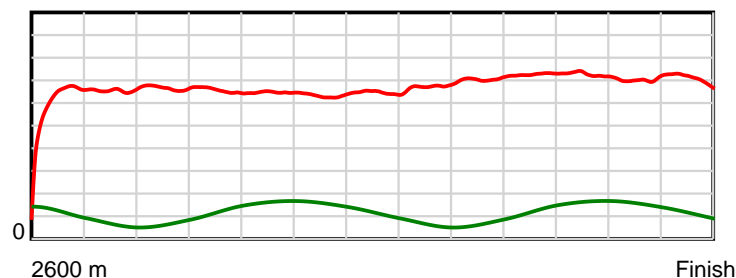
10 m Stride length



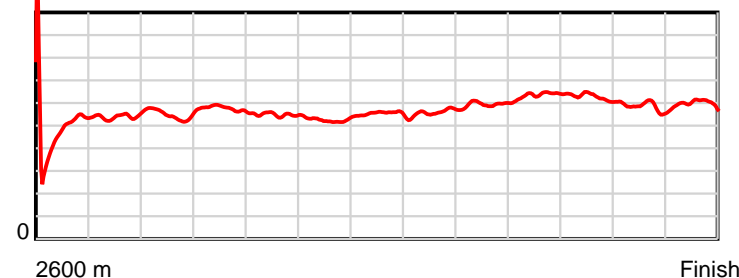
0.5 s Stride duration



20 m/sec Speed



100 % Stride efficiency



Note: Horizontal distance axis grid lines are 200m furlongs.

Disclaimer.

HRNZ and NZMTC and Thoroughbred Ratings Pty Ltd accepts no responsibility for the completeness or accuracy of any of the information contained herein, and makes no representations about its suitability for any particular purpose. Users should make their own judgements about those matters and/or seek independent advice. You assume all risks associated with use of the data provided on this page.



Race Results



November 01, 2021, Race 13, ALABAR KAIKOURA CUP (STAND PACE), Distance 2600m, Addington - Survey 3200m

Result	TAB no.	Horse (Barrier)	2600 to	2400m to
2nd	12	South Coast Ar... (0)	2400m	2200m
		Position in running (margin)	-	7(10.8)
		Sectional time (s)	18.04	15.19
		Cumulative time (s)	194.13	176.09
		Speed (m/s)	11.09	13.17
		Stride length (m)	6.05	6.35
		Stride duration (s)	0.472	0.482
		Stride efficiency (%)	57.25	62.99
		Stride count	33.04	31.50

Disclaimer.

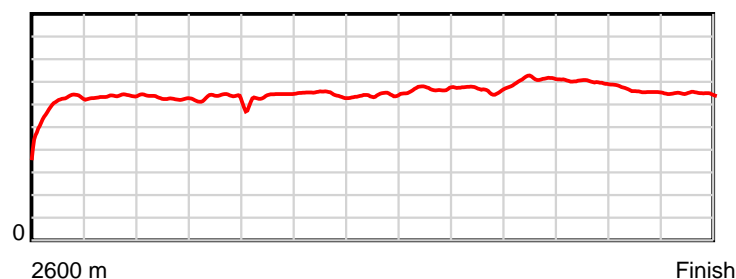
HRNZ and NZMTC and Thoroughbred Ratings Pty Ltd accepts no responsibility for the completeness or accuracy of any of the information contained herein, and makes no representations about its suitability for any particular purpose. Users should make their own judgements about those matters and/or seek independent advice. You assume all risks associated with use of the data provided on this page.

Race Results

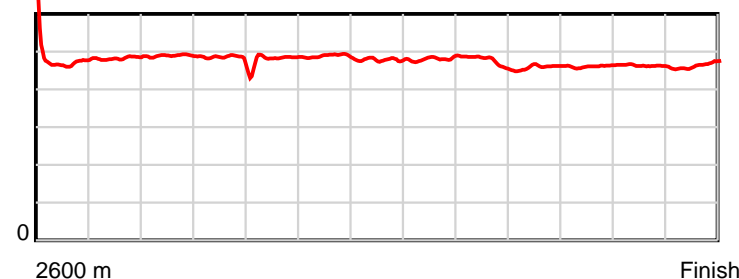
November 01, 2021, Race 13, ALABAR KAIKOURA CUP (STAND PACE), Distance 2600m, Addington - Survey 3200m

Result	TAB no.	Horse (Barrier)	2200m to	2000m to	1800m to	1600m to	1400m to	1200m to	1000m to	800m to	600m to	400m to	200m to	Total or	Margin
2nd	12	South Coast Ar... (0)	2000m	1800m	1600m	1400m	1200m	1000m	800m	600m	400m	200m	WP	Average	
		Position in running (margin)	7(11.9)	7(11.6)	7(12.2)	7(11.5)	7(9.3)	8(5.8)	7(6.4)	8(8.5)	4(2.8)	1(0.0)	2(0.4)		0.70
		Sectional time (s)	15.42	15.36	15.49	15.57	14.90	14.49	14.45	12.90	13.52	14.48	14.32		
		Cumulative time (s)	160.90	145.48	130.12	114.63	99.06	84.16	69.67	55.22	42.32	28.80	14.32	3:14.13	
		Speed (m/s)	12.97	13.02	12.91	12.85	13.42	13.80	13.84	15.50	14.79	13.81	13.97	13.39	
		Stride length (m)	6.34	6.31	6.15	6.27	6.43	6.63	6.56	7.12	6.81	6.38	6.50	6.44	
		Stride duration (s)	0.489	0.485	0.476	0.488	0.479	0.481	0.474	0.459	0.461	0.462	0.465	0.481	
		Stride efficiency (%)	62.89	62.29	59.07	61.36	64.53	68.79	67.30	79.21	72.56	63.69	66.03	64.89	
		Stride count	31.53	31.68	32.53	31.92	31.12	30.14	30.48	28.09	29.35	31.33	30.77	403.48	

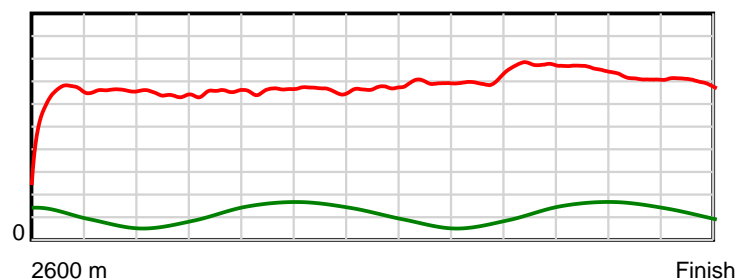
10 m Stride length



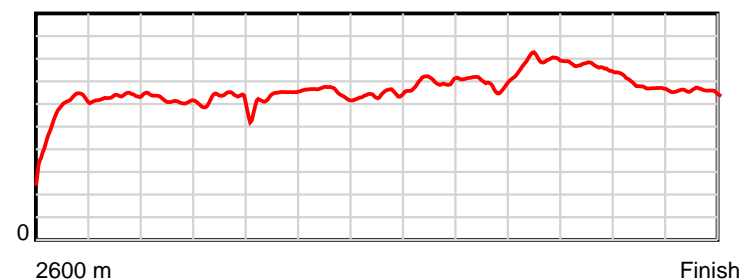
0.6 s Stride duration



20 m/sec Speed



100 % Stride efficiency



Note: Horizontal distance axis grid lines are 200m furlongs.

Disclaimer.

HRNZ and NZMTC and Thoroughbred Ratings Pty Ltd accepts no responsibility for the completeness or accuracy of any of the information contained herein, and makes no representations about its suitability for any particular purpose. Users should make their own judgements about those matters and/or seek independent advice. You assume all risks associated with use of the data provided on this page.



Race Results



November 01, 2021, Race 13, ALABAR KAIKOURA CUP (STAND PACE), Distance 2600m, Addington - Survey 3200m

Result	TAB no.	Horse (Barrier)	2600 to	2400m to
3rd	8	Henry Hubert (1)	2400m	2200m
		Position in running (margin)	-	5(8.2)
		Sectional time (s)	17.55	14.89
		Cumulative time (s)	194.40	176.85
		Speed (m/s)	11.40	13.43
		Stride length (m)	5.45	6.27
		Stride duration (s)	0.426	0.467
		Stride efficiency (%)	46.47	61.35
		Stride count	36.67	31.92

Disclaimer.

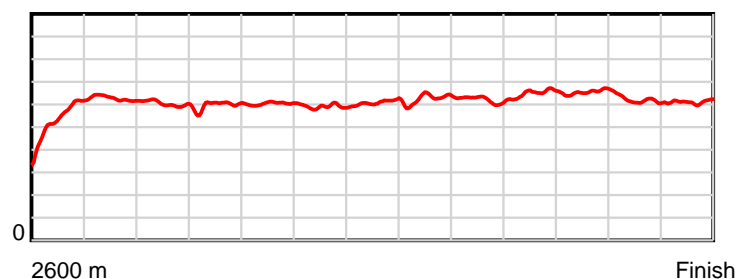
HRNZ and NZMTC and Thoroughbred Ratings Pty Ltd accepts no responsibility for the completeness or accuracy of any of the information contained herein, and makes no representations about its suitability for any particular purpose. Users should make their own judgements about those matters and/or seek independent advice. You assume all risks associated with use of the data provided on this page.

Race Results

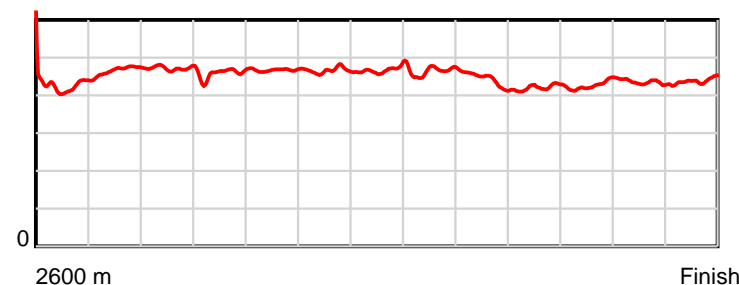
November 01, 2021, Race 13, ALABAR KAIKOURA CUP (STAND PACE), Distance 2600m, Addington - Survey 3200m

Result	TAB no.	Horse (Barrier)	2200m to	2000m to	1800m to	1600m to	1400m to	1200m to	1000m to	800m to	600m to	400m to	200m to	Total or	Margin
3rd	8	Henry Hubert (1)	2000m	1800m	1600m	1400m	1200m	1000m	800m	600m	400m	200m	WP	Average	
		Position in running (margin)	5(7.5)	5(7.3)	5(7.8)	5(8.1)	6(8.4)	9(7.5)	10(9.5)	9(9.8)	7(4.8)	4(1.9)	4(2.1)		2.20
		Sectional time (s)	15.45	15.34	15.66	15.98	15.34	14.72	14.14	13.02	13.51	14.44	14.36		
		Cumulative time (s)	161.96	146.51	131.17	115.51	99.53	84.19	69.47	55.33	42.31	28.80	14.36	3:14.40	
		Speed (m/s)	12.94	13.04	12.77	12.52	13.04	13.59	14.14	15.36	14.80	13.85	13.93	13.37	
		Stride length (m)	6.11	5.97	5.97	5.83	6.11	6.29	6.26	6.46	6.33	6.01	6.13	6.08	
		Stride duration (s)	0.472	0.458	0.467	0.466	0.469	0.463	0.442	0.421	0.428	0.434	0.440	0.455	
		Stride efficiency (%)	58.37	55.71	55.62	53.09	58.43	61.92	61.21	65.20	62.58	56.45	58.81	57.80	
		Stride count	32.72	33.50	33.52	34.31	32.71	31.77	31.96	30.96	31.60	33.28	32.60	427.52	

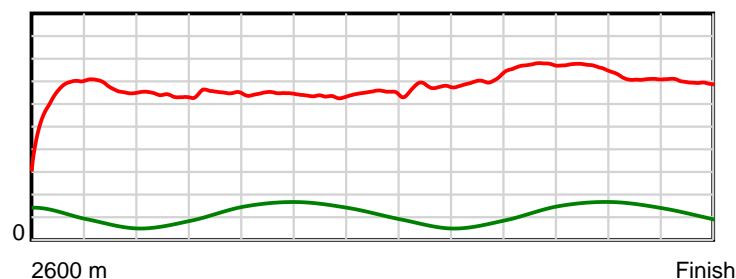
10 m Stride length



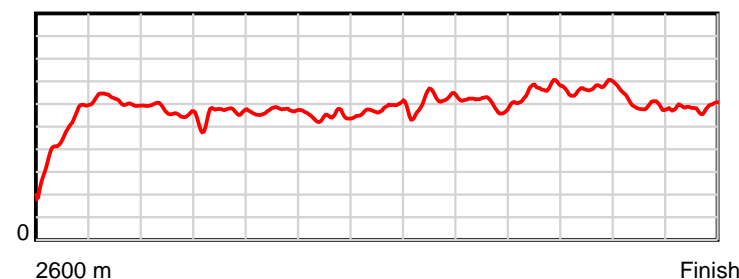
0.6 s Stride duration



20 m/sec Speed



100 % Stride efficiency



Note: Horizontal distance axis grid lines are 200m furlongs.

Disclaimer.

HRNZ and NZMTC and Thoroughbred Ratings Pty Ltd accepts no responsibility for the completeness or accuracy of any of the information contained herein, and makes no representations about its suitability for any particular purpose. Users should make their own judgements about those matters and/or seek independent advice. You assume all risks associated with use of the data provided on this page.



Race Results



November 01, 2021, Race 13, ALABAR KAIKOURA CUP (STAND PACE), Distance 2600m, Addington - Survey 3200m

Result	TAB no.	Horse (Barrier)	2600 to 2400m	2400m to 2200m
4th	10	Laver (2)		
		Position in running (margin)	-	9(21.6)
		Sectional time (s)	19.55	14.39
		Cumulative time (s)	194.41	174.86
		Speed (m/s)	10.23	13.90
		Stride length (m)	4.64	5.84
		Stride duration (s)	0.411	0.420
		Stride efficiency (%)	33.67	53.27
		Stride count	43.09	34.25

Disclaimer.

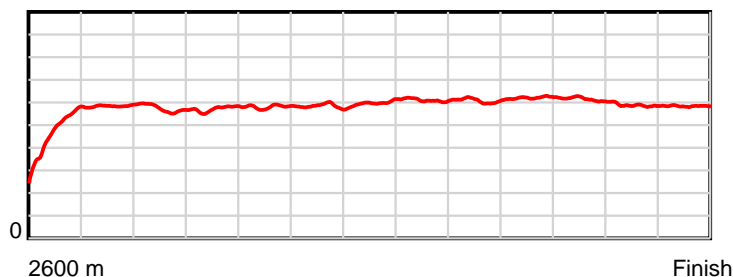
HRNZ and NZMTC and Thoroughbred Ratings Pty Ltd accepts no responsibility for the completeness or accuracy of any of the information contained herein, and makes no representations about its suitability for any particular purpose. Users should make their own judgements about those matters and/or seek independent advice. You assume all risks associated with use of the data provided on this page.

Race Results

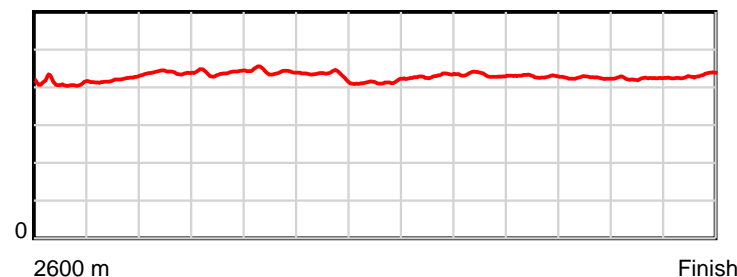
November 01, 2021, Race 13, ALABAR KAIKOURA CUP (STAND PACE), Distance 2600m, Addington - Survey 3200m

Result	TAB no.	Horse (Barrier)	2200m to	2000m to	1800m to	1600m to	1400m to	1200m to	1000m to	800m to	600m to	400m to	200m to	Total or	Margin
4th	10	Laver (2)	2000m	1800m	1600m	1400m	1200m	1000m	800m	600m	400m	200m	WP	Average	
		Position in running (margin)	9(17.9)	9(16.6)	9(17.3)	9(17.0)	9(11.5)	2(1.5)	1(0.0)	1(0.0)	1(0.0)	2(0.0)	1(0.0)		2.20
		Sectional time (s)	15.27	15.36	15.57	15.02	13.81	14.15	14.09	13.86	14.00	14.40	14.94		
		Cumulative time (s)	160.47	145.20	129.84	114.27	99.25	85.44	71.29	57.20	43.34	29.34	14.94	3:14.41	
		Speed (m/s)	13.10	13.02	12.85	13.32	14.48	14.13	14.19	14.43	14.29	13.89	13.39	13.37	
		Stride length (m)	5.75	5.72	5.69	5.76	5.99	6.09	6.14	6.19	6.07	5.88	5.77	5.78	
		Stride duration (s)	0.439	0.439	0.443	0.432	0.414	0.431	0.432	0.429	0.425	0.424	0.431	0.432	
		Stride efficiency (%)	51.69	51.14	50.53	51.84	56.12	57.89	58.90	59.92	57.63	54.11	52.09	52.25	
		Stride count	34.77	34.96	35.17	34.72	33.37	32.86	32.58	32.30	32.93	33.99	34.64	449.63	

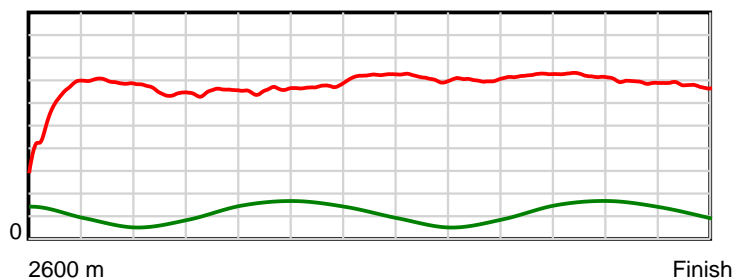
10 m Stride length



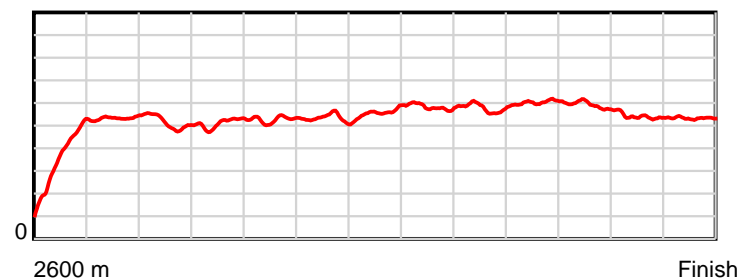
0.6 s Stride duration



20 m/sec Speed



100 % Stride efficiency



Note: Horizontal distance axis grid lines are 200m furlongs.

Disclaimer.

HRNZ and NZMTC and Thoroughbred Ratings Pty Ltd accepts no responsibility for the completeness or accuracy of any of the information contained herein, and makes no representations about its suitability for any particular purpose. Users should make their own judgements about those matters and/or seek independent advice. You assume all risks associated with use of the data provided on this page.



Race Results



November 01, 2021, Race 13, ALABAR KAIKOURA CUP (STAND PACE), Distance 2600m, Addington - Survey 3200m

Result	TAB no.	Horse (Barrier)	2600 to 2400m	2400m to 2200m
5th	1	Terry (4)		
		Position in running (margin)	-	4(6.4)
		Sectional time (s)	17.19	14.84
		Cumulative time (s)	194.83	177.64
		Speed (m/s)	11.64	13.48
		Stride length (m)	5.06	6.11
		Stride duration (s)	0.430	0.453
		Stride efficiency (%)	40.00	58.29
		Stride count	39.53	32.75

Disclaimer.

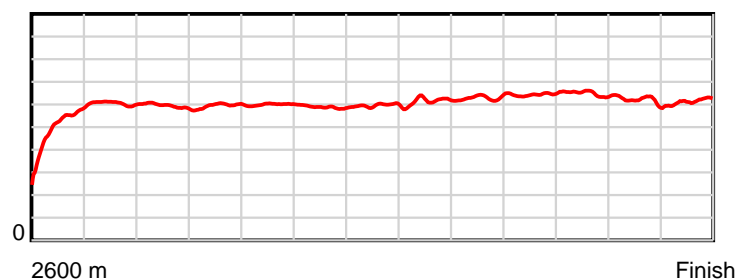
HRNZ and NZMTC and Thoroughbred Ratings Pty Ltd accepts no responsibility for the completeness or accuracy of any of the information contained herein, and makes no representations about its suitability for any particular purpose. Users should make their own judgements about those matters and/or seek independent advice. You assume all risks associated with use of the data provided on this page.

Race Results

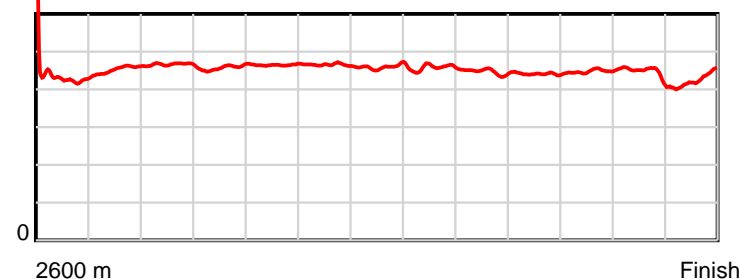
November 01, 2021, Race 13, ALABAR KAIKOURA CUP (STAND PACE), Distance 2600m, Addington - Survey 3200m

Result	TAB no.	Horse (Barrier)	2200m to	2000m to	1800m to	1600m to	1400m to	1200m to	1000m to	800m to	600m to	400m to	200m to	Total or	Margin
5th	1	Terry (4)	2000m	1800m	1600m	1400m	1200m	1000m	800m	600m	400m	200m	WP	Average	
		Position in running (margin)	4(5.4)	4(5.3)	4(5.9)	4(6.3)	4(6.6)	7(5.8)	8(7.6)	7(7.6)	10(6.7)	9(6.8)	8(7.7)		4.60
		Sectional time (s)	15.47	15.35	15.69	15.96	15.35	14.70	14.08	13.71	14.02	14.56	13.91		
		Cumulative time (s)	162.80	147.33	131.98	116.29	100.33	84.98	70.28	56.20	42.49	28.47	13.91	3:14.83	
		Speed (m/s)	12.93	13.03	12.75	12.53	13.03	13.61	14.20	14.59	14.27	13.74	14.38	13.35	
		Stride length (m)	6.03	5.95	5.92	5.83	5.99	6.22	6.35	6.44	6.39	6.12	6.13	6.02	
		Stride duration (s)	0.466	0.457	0.465	0.465	0.460	0.457	0.447	0.441	0.448	0.445	0.426	0.451	
		Stride efficiency (%)	56.80	55.38	54.84	53.10	56.11	60.48	62.99	64.75	63.74	58.51	58.71	56.64	
		Stride count	33.17	33.60	33.76	34.31	33.38	32.15	31.50	31.07	31.31	32.69	32.63	431.85	

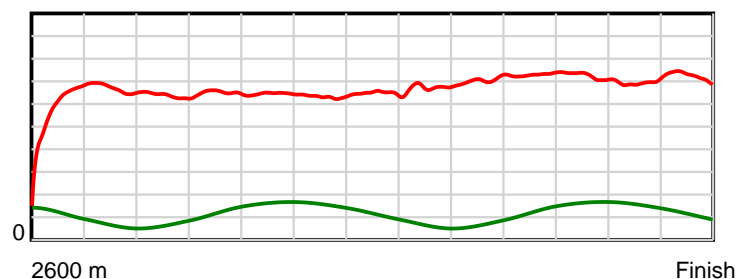
10 m Stride length



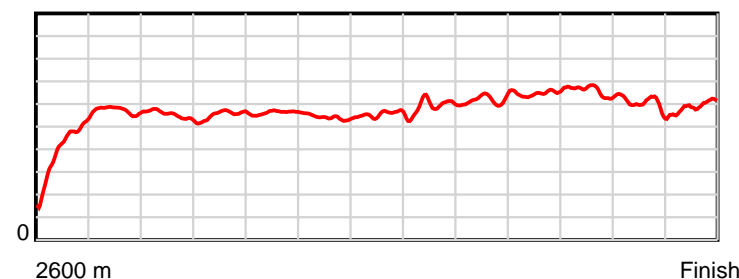
0.6 s Stride duration



20 m/sec Speed



100 % Stride efficiency



Note: Horizontal distance axis grid lines are 200m furlongs.

Disclaimer.

HRNZ and NZMTC and Thoroughbred Ratings Pty Ltd accepts no responsibility for the completeness or accuracy of any of the information contained herein, and makes no representations about its suitability for any particular purpose. Users should make their own judgements about those matters and/or seek independent advice. You assume all risks associated with use of the data provided on this page.



Race Results



November 01, 2021, Race 13, ALABAR KAIKOURA CUP (STAND PACE), Distance 2600m, Addington - Survey 3200m

Result	TAB no.	Horse (Barrier)	2600 to	2400m to
6th	3	Matt Damon (6)	2400m	2200m
		Position in running (margin)	-	1(0.0)
		Sectional time (s)	15.94	15.01
		Cumulative time (s)	195.00	179.06
		Speed (m/s)	12.55	13.32
		Stride length (m)	5.23	6.24
		Stride duration (s)	0.421	0.469
		Stride efficiency (%)	42.71	60.94
		Stride count	38.26	32.03

Disclaimer.

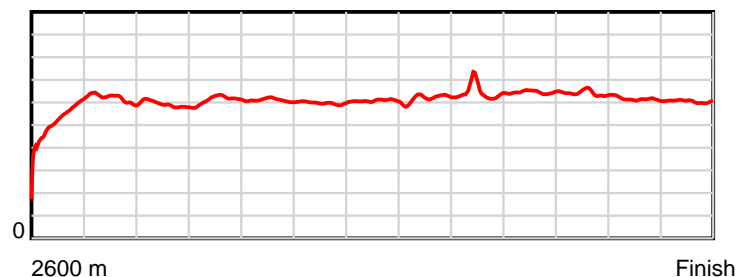
HRNZ and NZMTC and Thoroughbred Ratings Pty Ltd accepts no responsibility for the completeness or accuracy of any of the information contained herein, and makes no representations about its suitability for any particular purpose. Users should make their own judgements about those matters and/or seek independent advice. You assume all risks associated with use of the data provided on this page.

Race Results

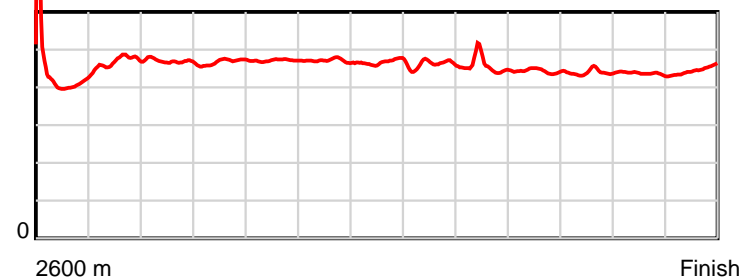
November 01, 2021, Race 13, ALABAR KAIKOURA CUP (STAND PACE), Distance 2600m, Addington - Survey 3200m

Result	TAB no.	Horse (Barrier)	2200m to	2000m to	1800m to	1600m to	1400m to	1200m to	1000m to	800m to	600m to	400m to	200m to	Total or	Margin
6th	3	Matt Damon (6)	2000m	1800m	1600m	1400m	1200m	1000m	800m	600m	400m	200m	WP	Average	
		Position in running (margin)	1(0.0)	2(1.4)	2(1.9)	2(2.1)	2(2.3)	3(2.0)	3(3.5)	3(3.5)	3(2.8)	5(3.0)	5(3.6)		5.50
		Sectional time (s)	15.72	15.33	15.65	15.97	15.43	14.65	14.08	13.74	14.02	14.52	14.94		
		Cumulative time (s)	164.05	148.33	133.00	117.35	101.38	85.95	71.30	57.22	43.48	29.46	14.94	3:15.00	
		Speed (m/s)	12.72	13.05	12.78	12.52	12.96	13.65	14.20	14.56	14.27	13.77	13.39	13.33	
		Stride length (m)	5.98	6.09	6.02	5.89	6.06	6.29	6.46	6.45	6.26	6.02	6.00	6.06	
		Stride duration (s)	0.470	0.467	0.471	0.471	0.468	0.461	0.455	0.443	0.439	0.437	0.448	0.455	
		Stride efficiency (%)	55.91	58.01	56.69	54.30	57.41	61.87	65.21	65.07	61.30	56.58	56.21	57.41	
		Stride count	33.44	32.83	33.21	33.93	33.00	31.78	30.96	30.99	31.93	33.24	33.35	428.95	

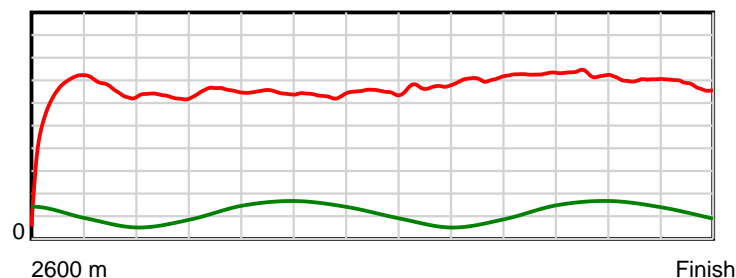
10 m Stride length



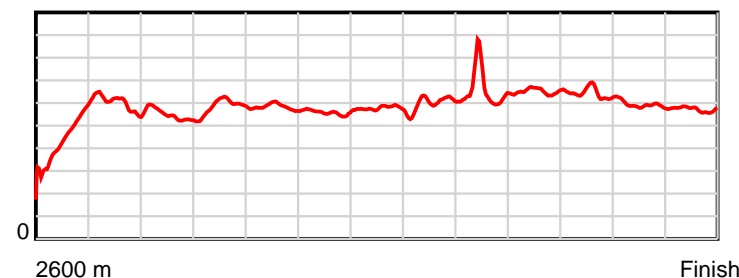
0.5 s Stride duration



20 m/sec Speed



100 % Stride efficiency



Note: Horizontal distance axis grid lines are 200m furlongs.

Disclaimer.

HRNZ and NZMTC and Thoroughbred Ratings Pty Ltd accepts no responsibility for the completeness or accuracy of any of the information contained herein, and makes no representations about its suitability for any particular purpose. Users should make their own judgements about those matters and/or seek independent advice. You assume all risks associated with use of the data provided on this page.



Race Results



November 01, 2021, Race 13, ALABAR KAIKOURA CUP (STAND PACE), Distance 2600m, Addington - Survey 3200m

Result	TAB no.	Horse (Barrier)	2600 to 2400m	2400m to 2200m
7th	11	Kango (3)		
		Position in running (margin)	-	8(12.9)
		Sectional time (s)	18.29	15.20
		Cumulative time (s)	195.34	177.05
		Speed (m/s)	10.94	13.16
		Stride length (m)	6.09	6.58
		Stride duration (s)	0.480	0.500
		Stride efficiency (%)	58.03	67.60
		Stride count	32.82	30.41

Disclaimer.

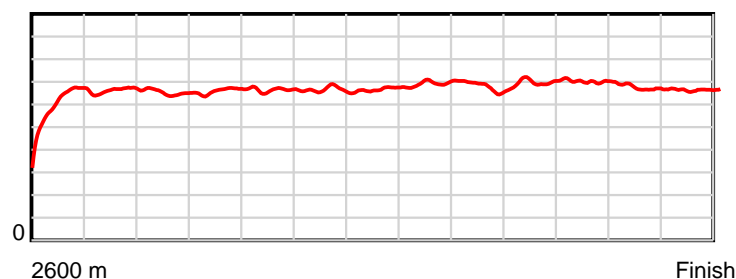
HRNZ and NZMTC and Thoroughbred Ratings Pty Ltd accepts no responsibility for the completeness or accuracy of any of the information contained herein, and makes no representations about its suitability for any particular purpose. Users should make their own judgements about those matters and/or seek independent advice. You assume all risks associated with use of the data provided on this page.

Race Results

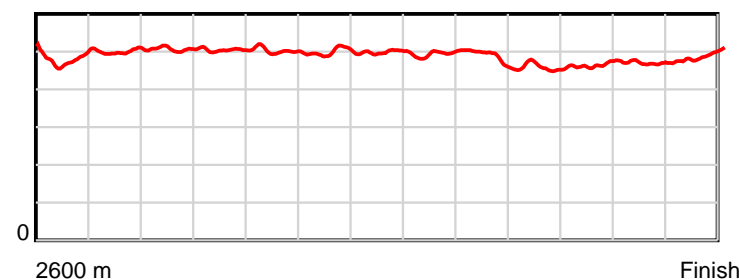
November 01, 2021, Race 13, ALABAR KAIKOURA CUP (STAND PACE), Distance 2600m, Addington - Survey 3200m

Result	TAB no.	Horse (Barrier)	2200m to	2000m to	1800m to	1600m to	1400m to	1200m to	1000m to	800m to	600m to	400m to	200m to	Total or	Margin
7th	11	Kango (3)	2000m	1800m	1600m	1400m	1200m	1000m	800m	600m	400m	200m	WP	Average	
		Position in running (margin)	8(14.0)	8(13.8)	8(14.2)	8(14.2)	8(11.4)	10(8.2)	9(8.5)	10(10.8)	8(6.2)	7(5.1)	6(5.8)		7.40
		Sectional time (s)	15.44	15.33	15.61	15.46	14.95	14.45	14.47	13.09	13.81	14.52	14.72		
		Cumulative time (s)	161.85	146.41	131.08	115.47	100.01	85.06	70.61	56.14	43.05	29.24	14.72	3:15.34	
		Speed (m/s)	12.95	13.05	12.81	12.94	13.38	13.84	13.82	15.28	14.48	13.77	13.59	13.31	
		Stride length (m)	6.56	6.58	6.44	6.46	6.67	6.83	6.72	7.00	6.74	6.47	6.66	6.59	
		Stride duration (s)	0.506	0.504	0.503	0.499	0.499	0.494	0.486	0.458	0.465	0.470	0.490	0.495	
		Stride efficiency (%)	67.22	67.69	64.82	65.16	69.56	73.00	70.60	76.67	70.98	65.51	69.22	67.95	
		Stride count	30.49	30.39	31.05	30.97	29.98	29.26	29.76	28.55	29.67	30.89	30.05	394.29	

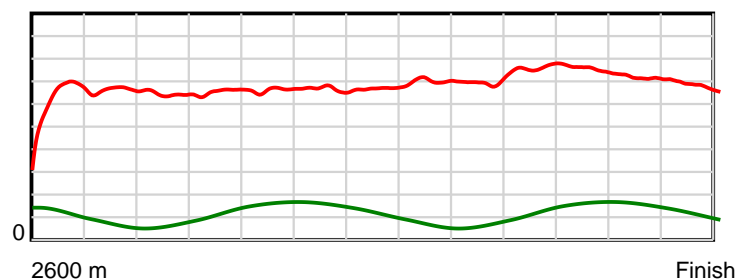
10 m Stride length



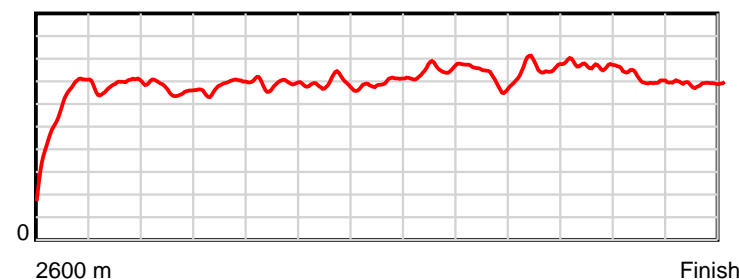
0.6 s Stride duration



20 m/sec Speed



100 % Stride efficiency



Note: Horizontal distance axis grid lines are 200m furlongs.

Disclaimer.

HRNZ and NZMTC and Thoroughbred Ratings Pty Ltd accepts no responsibility for the completeness or accuracy of any of the information contained herein, and makes no representations about its suitability for any particular purpose. Users should make their own judgements about those matters and/or seek independent advice. You assume all risks associated with use of the data provided on this page.



Race Results



November 01, 2021, Race 13, ALABAR KAIKOURA CUP (STAND PACE), Distance 2600m, Addington - Survey 3200m

Result	TAB no.	Horse (Barrier)	2600 to	2400m to
8th	5	That Alexander... (8)	2400m	2200m
		Position in running (margin)	-	2(0.2)
		Sectional time (s)	16.03	15.33
		Cumulative time (s)	195.38	179.35
		Speed (m/s)	12.48	13.05
		Stride length (m)	5.56	6.08
		Stride duration (s)	0.445	0.466
		Stride efficiency (%)	48.28	57.78
		Stride count	35.98	32.89

Disclaimer.

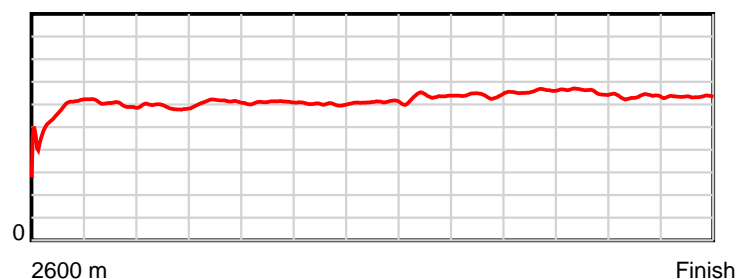
HRNZ and NZMTC and Thoroughbred Ratings Pty Ltd accepts no responsibility for the completeness or accuracy of any of the information contained herein, and makes no representations about its suitability for any particular purpose. Users should make their own judgements about those matters and/or seek independent advice. You assume all risks associated with use of the data provided on this page.

Race Results

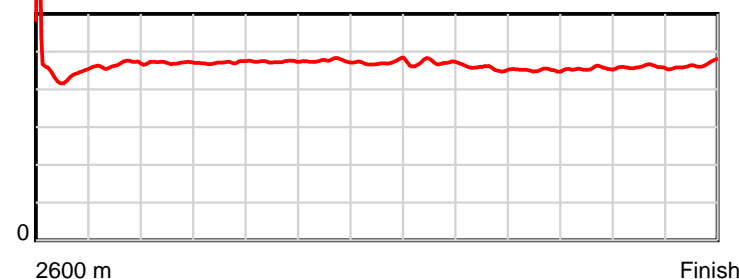
November 01, 2021, Race 13, ALABAR KAIKOURA CUP (STAND PACE), Distance 2600m, Addington - Survey 3200m

Result	TAB no.	Horse (Barrier)	2200m to	2000m to	1800m to	1600m to	1400m to	1200m to	1000m to	800m to	600m to	400m to	200m to	Total or	Margin
8th	5	That Alexander... (8)	2000m	1800m	1600m	1400m	1200m	1000m	800m	600m	400m	200m	WP	Average	
		Position in running (margin)	2(2.1)	3(3.6)	3(3.7)	3(4.1)	3(4.3)	5(3.9)	6(6.1)	5(5.9)	6(4.8)	8(5.2)	7(6.3)		7.60
		Sectional time (s)	15.72	15.27	15.70	15.95	15.43	14.75	14.06	13.67	14.07	14.59	14.81		
		Cumulative time (s)	164.02	148.30	133.03	117.33	101.38	85.95	71.20	57.14	43.47	29.40	14.81	3:15.38	
		Speed (m/s)	12.72	13.10	12.74	12.54	12.96	13.56	14.22	14.63	14.21	13.71	13.50	13.31	
		Stride length (m)	5.99	6.17	6.03	5.97	6.11	6.38	6.50	6.60	6.46	6.29	6.29	6.18	
		Stride duration (s)	0.471	0.471	0.473	0.476	0.472	0.470	0.457	0.451	0.455	0.459	0.466	0.464	
		Stride efficiency (%)	56.03	59.48	56.87	55.65	58.40	63.55	65.93	67.99	65.31	61.90	61.91	59.59	
		Stride count	33.40	32.42	33.15	33.51	32.72	31.36	30.79	30.32	30.94	31.78	31.77	421.03	

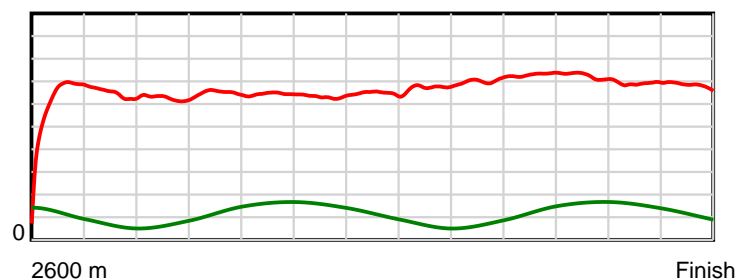
10 m Stride length



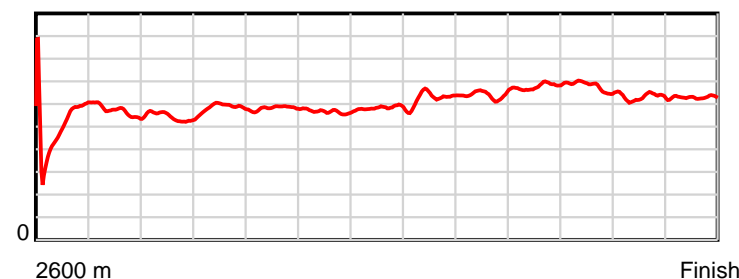
0.5 s Stride duration



20 m/sec Speed



100 % Stride efficiency



Note: Horizontal distance axis grid lines are 200m furlongs.

Disclaimer.

HRNZ and NZMTC and Thoroughbred Ratings Pty Ltd accepts no responsibility for the completeness or accuracy of any of the information contained herein, and makes no representations about its suitability for any particular purpose. Users should make their own judgements about those matters and/or seek independent advice. You assume all risks associated with use of the data provided on this page.



Race Results



November 01, 2021, Race 13, ALABAR KAIKOURA CUP (STAND PACE), Distance 2600m, Addington - Survey 3200m

Result	TAB no.	Horse (Barrier)	2600 to	2400m to
9th	4	Bad To The Bon... (7)	2400m	2200m
		Position in running (margin)	-	6(9.9)
		Sectional time (s)	17.88	15.03
		Cumulative time (s)	195.80	177.92
		Speed (m/s)	11.19	13.31
		Stride length (m)	4.98	6.11
		Stride duration (s)	0.436	0.460
		Stride efficiency (%)	38.71	58.41
		Stride count	40.18	32.71

Disclaimer.

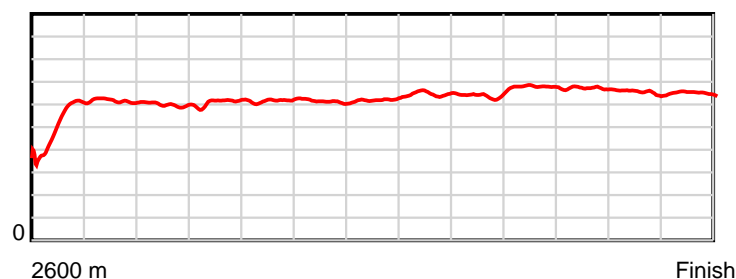
HRNZ and NZMTC and Thoroughbred Ratings Pty Ltd accepts no responsibility for the completeness or accuracy of any of the information contained herein, and makes no representations about its suitability for any particular purpose. Users should make their own judgements about those matters and/or seek independent advice. You assume all risks associated with use of the data provided on this page.

Race Results

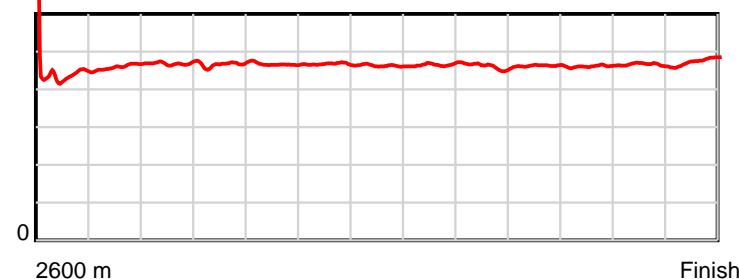
November 01, 2021, Race 13, ALABAR KAIKOURA CUP (STAND PACE), Distance 2600m, Addington - Survey 3200m

Result	TAB no.	Horse (Barrier)	2200m to	2000m to	1800m to	1600m to	1400m to	1200m to	1000m to	800m to	600m to	400m to	200m to	Total or	Margin
9th	4	Bad To The Bon... (7)	2000m	1800m	1600m	1400m	1200m	1000m	800m	600m	400m	200m	WP	Average	
		Position in running (margin)	6(10.0)	6(10.1)	6(10.3)	6(9.7)	5(7.0)	4(3.8)	5(4.8)	6(7.5)	9(6.3)	10(7.0)	10(8.3)		10.00
		Sectional time (s)	15.49	15.29	15.51	15.48	14.95	14.56	14.54	13.65	14.12	14.62	14.68		
		Cumulative time (s)	162.89	147.40	132.11	116.60	101.12	86.17	71.61	57.07	43.42	29.30	14.68	3:15.80	
		Speed (m/s)	12.91	13.08	12.89	12.92	13.38	13.74	13.76	14.65	14.16	13.68	13.62	13.28	
		Stride length (m)	6.05	6.10	6.02	6.04	6.19	6.39	6.33	6.78	6.53	6.36	6.50	6.15	
		Stride duration (s)	0.469	0.466	0.467	0.467	0.463	0.465	0.461	0.463	0.461	0.465	0.477	0.463	
		Stride efficiency (%)	57.19	58.10	56.62	56.95	59.87	63.84	62.71	71.84	66.64	63.27	66.03	59.15	
		Stride count	33.06	32.80	33.23	33.13	32.31	31.29	31.57	29.50	30.63	31.43	30.77	422.61	

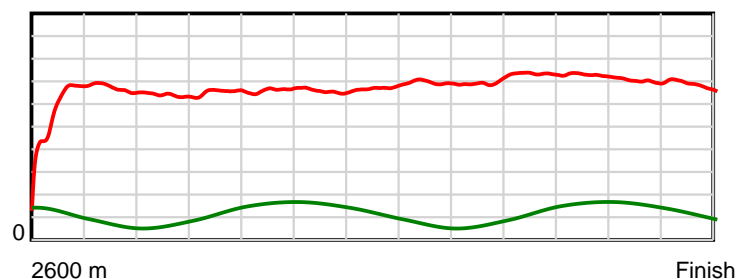
10 m Stride length



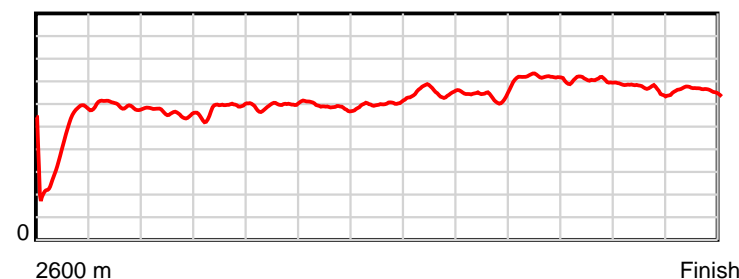
0.6 s Stride duration



20 m/sec Speed



100 % Stride efficiency



Note: Horizontal distance axis grid lines are 200m furlongs.

Disclaimer.

HRNZ and NZMTC and Thoroughbred Ratings Pty Ltd accepts no responsibility for the completeness or accuracy of any of the information contained herein, and makes no representations about its suitability for any particular purpose. Users should make their own judgements about those matters and/or seek independent advice. You assume all risks associated with use of the data provided on this page.



Race Results



November 01, 2021, Race 13, ALABAR KAIKOURA CUP (STAND PACE), Distance 2600m, Addington - Survey 3200m

Result	TAB no.	Horse (Barrier)	2600 to	2400m to
10th	2	Cranbourne (5)	2400m	2200m
		Position in running (margin)	-	10(23.8)
		Sectional time (s)	20.18	14.22
		Cumulative time (s)	195.88	175.70
		Speed (m/s)	9.91	14.06
		Stride length (m)	4.85	6.83
		Stride duration (s)	0.466	0.486
		Stride efficiency (%)	36.73	72.92
		Stride count	41.25	29.28

Disclaimer.

HRNZ and NZMTC and Thoroughbred Ratings Pty Ltd accepts no responsibility for the completeness or accuracy of any of the information contained herein, and makes no representations about its suitability for any particular purpose. Users should make their own judgements about those matters and/or seek independent advice. You assume all risks associated with use of the data provided on this page.

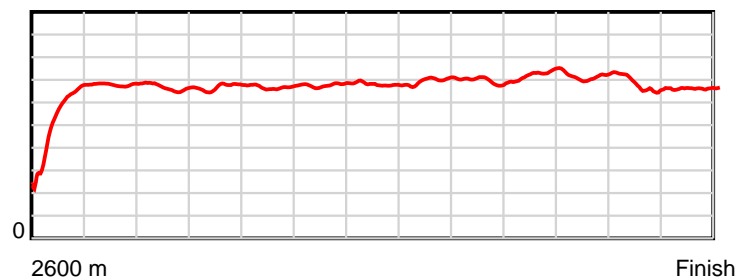
Race Results

November 01, 2021, Race 13, ALABAR KAIKOURA CUP (STAND PACE), Distance 2600m, Addington - Survey 3200m

Result	TAB no.	Horse (Barrier)	2200m to	2000m to	1800m to	1600m to	1400m to	1200m to	1000m to	800m to	600m to	400m to	200m to	Total or	Margin
10th	2	Cranbourne (5)	2000m	1800m	1600m	1400m	1200m	1000m	800m	600m	400m	200m	WP	Average	
		Position in running (margin)	10(19.1)	10(19.0)	10(18.9)	10(19.3)	10(14.0)	11(10.2)	11(9.6)	11(12.9)	11(7.4)	11(7.5)	11(8.6)		10.40
		Sectional time (s)	15.47	15.23	15.70	15.03	14.86	14.28	14.64	12.94	14.02	14.59	14.72		
		Cumulative time (s)	161.48	146.01	130.78	115.08	100.05	85.19	70.91	56.27	43.33	29.31	14.72	3:15.88	
		Speed (m/s)	12.93	13.13	12.74	13.31	13.46	14.01	13.66	15.46	14.27	13.71	13.59	13.27	
		Stride length (m)	6.60	6.69	6.48	6.67	6.85	6.99	6.80	7.26	6.82	6.53	6.71	6.56	
		Stride duration (s)	0.511	0.509	0.509	0.502	0.509	0.499	0.497	0.470	0.478	0.476	0.494	0.494	
		Stride efficiency (%)	68.11	69.97	65.69	69.59	73.34	76.37	72.16	82.46	72.58	66.53	70.26	67.32	
		Stride count	30.29	29.89	30.85	29.97	29.19	28.61	29.43	27.53	29.35	30.65	29.83	396.12	

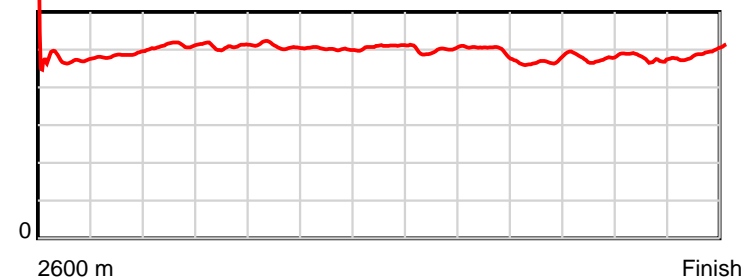
10 m

Stride length



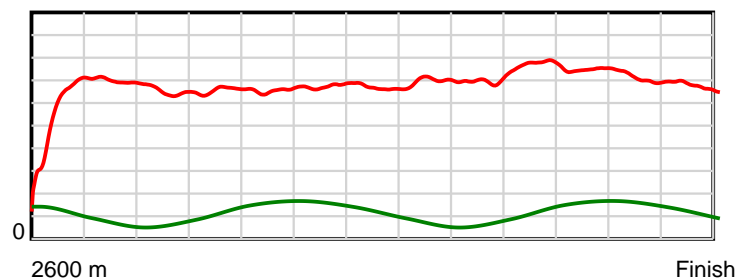
0.5 s

Stride duration



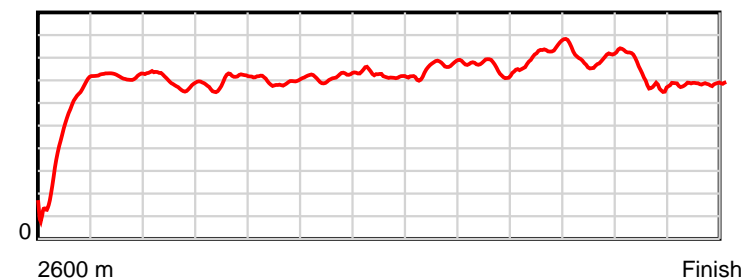
20 m/sec

Speed



100 %

Stride efficiency



Note: Horizontal distance axis grid lines are 200m furlongs.

Disclaimer.

HRNZ and NZMTC and Thoroughbred Ratings Pty Ltd accepts no responsibility for the completeness or accuracy of any of the information contained herein, and makes no representations about its suitability for any particular purpose. Users should make their own judgements about those matters and/or seek independent advice. You assume all risks associated with use of the data provided on this page.



Race Results



November 01, 2021, Race 13, ALABAR KAIKOURA CUP (STAND PACE), Distance 2600m, Addington - Survey 3200m

Result	TAB no.	Horse (Barrier)	2600 to 2400m	2400m to 2200m
11th	6	Krug (9)		
		Position in running (margin)	-	11(24.4)
		Sectional time (s)	20.12	14.34
		Cumulative time (s)	196.25	176.13
		Speed (m/s)	9.94	13.95
		Stride length (m)	4.42	6.61
		Stride duration (s)	0.437	0.474
		Stride efficiency (%)	30.53	68.26
		Stride count	45.25	30.26

Disclaimer.

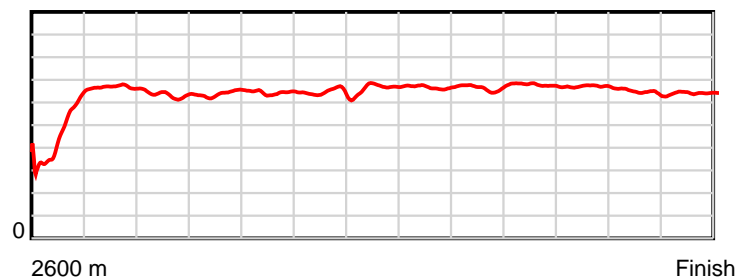
HRNZ and NZMTC and Thoroughbred Ratings Pty Ltd accepts no responsibility for the completeness or accuracy of any of the information contained herein, and makes no representations about its suitability for any particular purpose. Users should make their own judgements about those matters and/or seek independent advice. You assume all risks associated with use of the data provided on this page.

Race Results

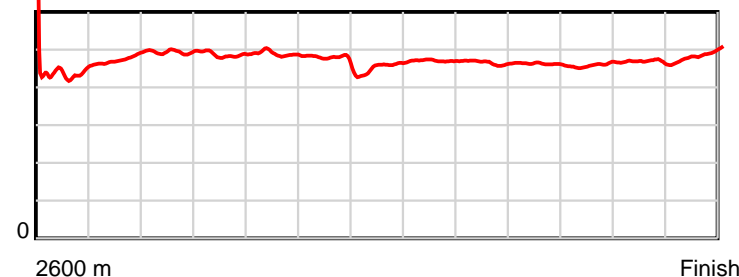
November 01, 2021, Race 13, ALABAR KAIKOURA CUP (STAND PACE), Distance 2600m, Addington - Survey 3200m

Result	TAB no.	Horse (Barrier)	2200m to	2000m to	1800m to	1600m to	1400m to	1200m to	1000m to	800m to	600m to	400m to	200m to	Total or	Margin
11th	6	Krug (9)	2000m	1800m	1600m	1400m	1200m	1000m	800m	600m	400m	200m	WP	Average	
		Position in running (margin)	11(20.3)	11(20.8)	11(21.0)	11(20.7)	11(15.7)	6(4.7)	4(4.1)	4(5.1)	5(4.1)	6(4.8)	9(7.8)		12.50
		Sectional time (s)	15.56	15.29	15.57	15.09	13.64	14.30	14.25	13.68	14.11	14.92	15.38		
		Cumulative time (s)	161.79	146.23	130.94	115.37	100.28	86.64	72.34	58.09	44.41	30.30	15.38	3:16.25	
		Speed (m/s)	12.85	13.08	12.85	13.25	14.66	13.99	14.04	14.62	14.17	13.40	13.00	13.25	
		Stride length (m)	6.34	6.37	6.28	6.29	6.67	6.58	6.53	6.75	6.51	6.27	6.36	6.24	
		Stride duration (s)	0.494	0.487	0.489	0.475	0.455	0.470	0.465	0.462	0.460	0.468	0.489	0.471	
		Stride efficiency (%)	62.89	63.41	61.62	61.91	69.51	67.62	66.57	71.28	66.27	61.51	63.16	60.82	
		Stride count	31.53	31.40	31.85	31.77	29.99	30.40	30.64	29.61	30.71	31.88	31.46	416.75	

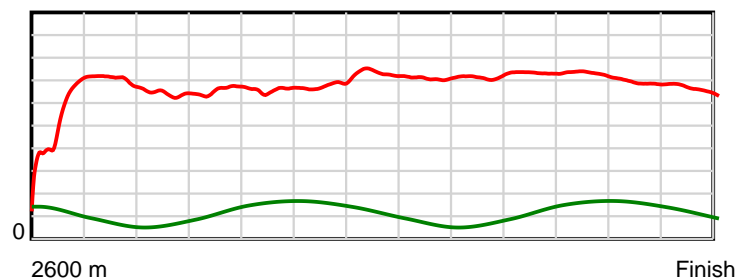
10 m Stride length



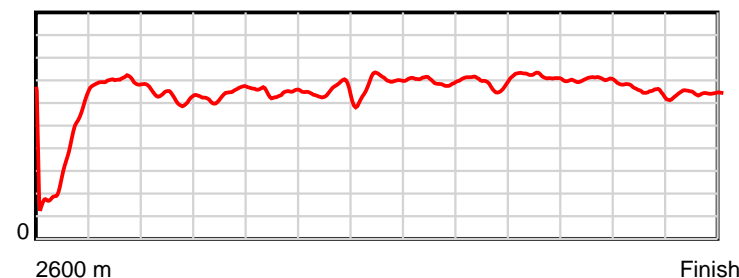
0.5 s Stride duration



20 m/sec Speed



100 % Stride efficiency



Note: Horizontal distance axis grid lines are 200m furlongs.

Disclaimer.

HRNZ and NZMTC and Thoroughbred Ratings Pty Ltd accepts no responsibility for the completeness or accuracy of any of the information contained herein, and makes no representations about its suitability for any particular purpose. Users should make their own judgements about those matters and/or seek independent advice. You assume all risks associated with use of the data provided on this page.