



Race Results

Kaikoura Trotting Club Inc, HRNZ, November 01, 2021

Compilation date: November 1, 2021, 6:05:13 PM (NZDT)

Copyright © 2021 HRNZ and NZMTC. All rights reserved.

Trademarks.

StrideMASTER is a registered trademark of Thoroughbred Ratings Pty Ltd.

Disclaimer.

HRNZ and NZMTC and Thoroughbred Ratings Pty Ltd accepts no responsibility for the completeness or accuracy of any of the information contained herein, and makes no representations about its suitability for any particular purpose. Users should make their own judgements about those matters and/or seek independent advice. You assume all risks associated with use of the data provided on this page.



Race Results



November 01, 2021, Race 14, NZ YEARLING SALES SERIES AGED CLASSIC HCP PACE, Distance 2600m, Addington - Survey 3200m

Result	TAB no.	Horse (Barrier)	2600 to	2400m to
1st	10	Alta Wiseguy (7)	2400m	2200m
		Position in running (margin)	-	3(3.0)
		Sectional time (s)	16.16	13.79
		Cumulative time (s)	194.06	177.90
		Speed (m/s)	12.38	14.50
		Stride length (m)	5.38	5.97
		Stride duration (s)	0.398	0.411
		Stride efficiency (%)	45.23	55.63
		Stride count	37.18	33.52

Disclaimer.

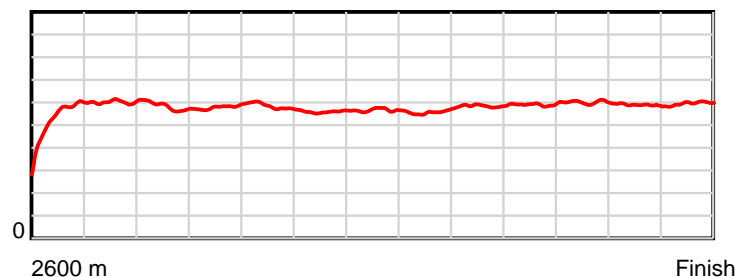
HRNZ and NZMTC and Thoroughbred Ratings Pty Ltd accepts no responsibility for the completeness or accuracy of any of the information contained herein, and makes no representations about its suitability for any particular purpose. Users should make their own judgements about those matters and/or seek independent advice. You assume all risks associated with use of the data provided on this page.

Race Results

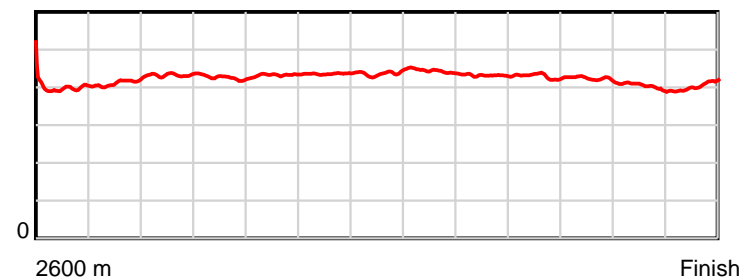
November 01, 2021, Race 14, NZ YEARLING SALES SERIES AGED CLASSIC HCP PACE, Distance 2600m, Addington - Survey 3200m

Result	TAB no.	Horse (Barrier)	2200m to	2000m to	1800m to	1600m to	1400m to	1200m to	1000m to	800m to	600m to	400m to	200m to	Total or	Margin
1st	10	Alta Wiseguy (7)	2000m	1800m	1600m	1400m	1200m	1000m	800m	600m	400m	200m	WP	Average	
		Position in running (margin)	1(0.0)	1(0.0)	1(0.0)	1(0.0)	1(0.0)	1(0.0)	1(0.0)	1(0.0)	1(0.0)	1(0.0)	1(0.0)		0.00
		Sectional time (s)	14.95	14.80	15.27	15.95	15.54	15.91	14.88	14.64	14.56	13.91	13.70		
		Cumulative time (s)	164.11	149.16	134.36	119.09	103.14	87.60	71.69	56.81	42.17	27.61	13.70	3:14.06	
		Speed (m/s)	13.38	13.51	13.10	12.54	12.87	12.57	13.44	13.66	13.74	14.38	14.60	13.40	
		Stride length (m)	5.78	5.76	5.66	5.46	5.63	5.58	5.80	5.87	5.81	5.79	5.91	5.72	
		Stride duration (s)	0.433	0.426	0.432	0.436	0.437	0.444	0.431	0.430	0.423	0.403	0.405	0.427	
		Stride efficiency (%)	52.30	51.86	50.11	46.64	49.48	48.63	52.55	53.87	52.79	52.33	54.55	51.10	
		Stride count	34.57	34.72	35.32	36.61	35.54	35.85	34.49	34.06	34.41	34.56	33.85	454.68	

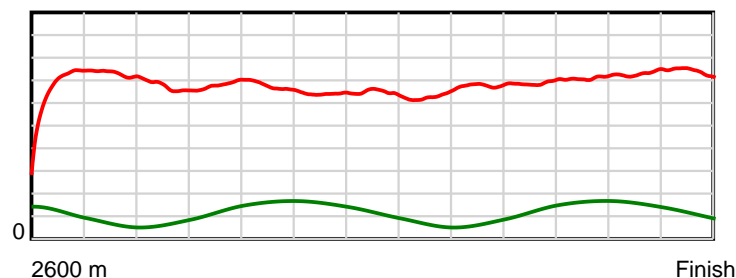
10 m Stride length



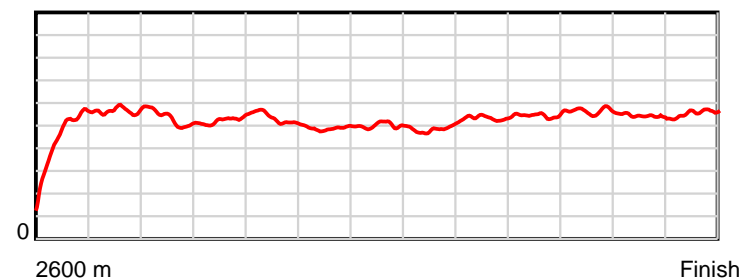
0.6 s Stride duration



20 m/sec Speed



100 % Stride efficiency



Note: Horizontal distance axis grid lines are 200m furlongs.

Disclaimer.

HRNZ and NZMTC and Thoroughbred Ratings Pty Ltd accepts no responsibility for the completeness or accuracy of any of the information contained herein, and makes no representations about its suitability for any particular purpose. Users should make their own judgements about those matters and/or seek independent advice. You assume all risks associated with use of the data provided on this page.



Race Results



November 01, 2021, Race 14, NZ YEARLING SALES SERIES AGED CLASSIC HCP PACE, Distance 2600m, Addington - Survey 3200m

Result	TAB no.	Horse (Barrier)	2600 to	2400m to
2nd	8	Shan Noble (2)	2400m	2200m
		Position in running (margin)	-	9(9.1)
		Sectional time (s)	17.14	14.28
		Cumulative time (s)	194.66	177.52
		Speed (m/s)	11.67	14.01
		Stride length (m)	19.69	10.32
		Stride duration (s)	1.502	0.737
		Stride efficiency (%)	605.81	166.45
		Stride count	10.16	19.38

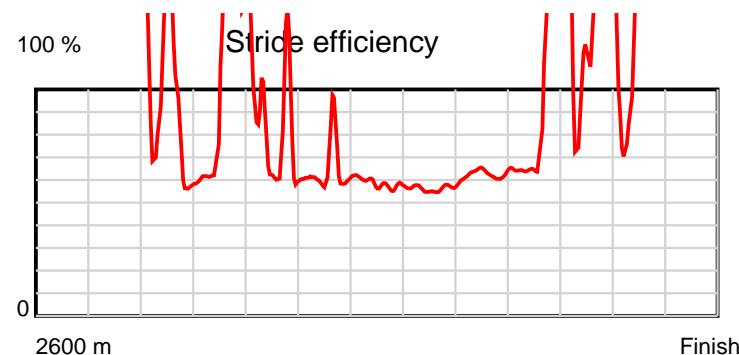
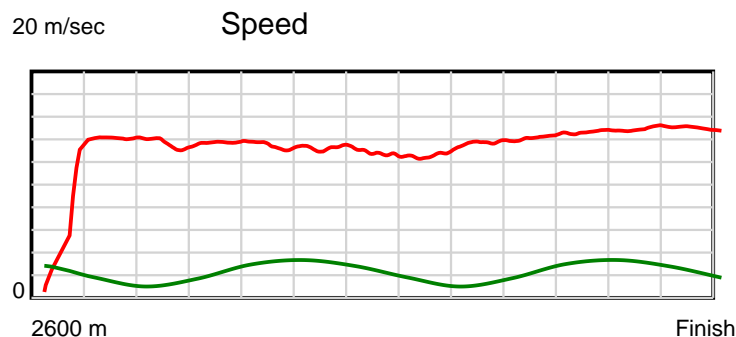
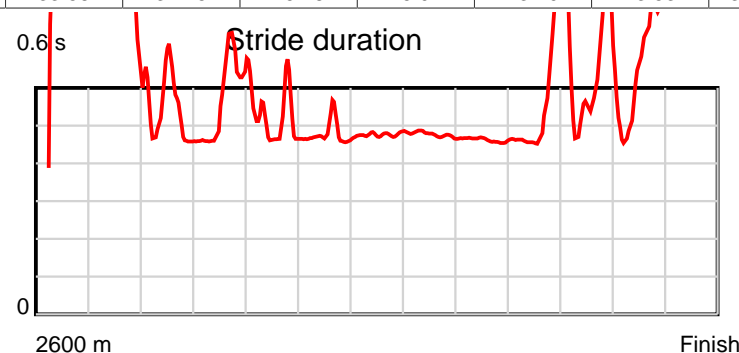
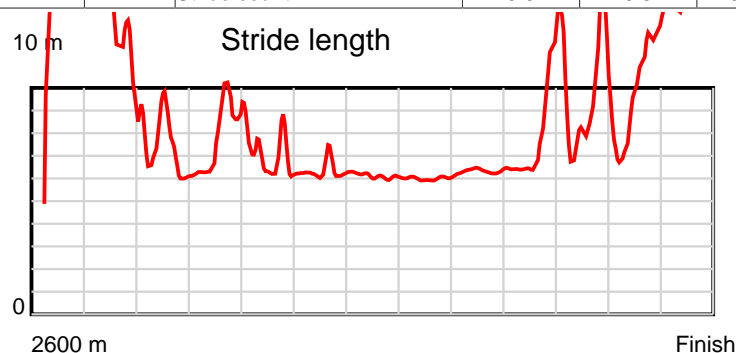
Disclaimer.

HRNZ and NZMTC and Thoroughbred Ratings Pty Ltd accepts no responsibility for the completeness or accuracy of any of the information contained herein, and makes no representations about its suitability for any particular purpose. Users should make their own judgements about those matters and/or seek independent advice. You assume all risks associated with use of the data provided on this page.

Race Results

November 01, 2021, Race 14, NZ YEARLING SALES SERIES AGED CLASSIC HCP PACE, Distance 2600m, Addington - Survey 3200m

Result	TAB no.	Horse (Barrier)	2200m to	2000m to	1800m to	1600m to	1400m to	1200m to	1000m to	800m to	600m to	400m to	200m to	Total or	Margin
2nd	8	Shan Noble (2)	2000m	1800m	1600m	1400m	1200m	1000m	800m	600m	400m	200m	WP	Average	
		Position in running (margin)	10(9.1)	10(9.9)	10(9.4)	10(10.6)	9(7.5)	10(8.9)	10(9.3)	10(9.4)	9(6.1)	7(4.6)	6(4.1)		3.30
		Sectional time (s)	15.09	14.71	15.48	15.43	15.78	15.96	14.90	14.09	14.31	13.83	13.66		
		Cumulative time (s)	163.24	148.15	133.44	117.96	102.53	86.75	70.79	55.89	41.80	27.49	13.66	3:14.66	
		Speed (m/s)	13.25	13.60	12.92	12.96	12.67	12.53	13.42	14.19	13.98	14.46	14.64	13.36	
		Stride length (m)	6.68	6.82	6.38	6.11	6.05	5.96	6.20	7.55	7.67	8.66	14.78	7.63	
		Stride duration (s)	0.504	0.501	0.493	0.472	0.477	0.475	0.462	0.532	0.549	0.599	1.010	0.571	
		Stride efficiency (%)	69.81	72.62	63.52	58.41	57.12	55.43	60.09	89.17	92.00	117.18	341.55	90.86	
		Stride count	29.92	29.34	31.37	32.71	33.08	33.58	32.25	26.48	26.07	23.10	13.53	340.97	



Note: Horizontal distance axis grid lines are 200m furlongs.

Disclaimer.

HRNZ and NZMTC and Thoroughbred Ratings Pty Ltd accepts no responsibility for the completeness or accuracy of any of the information contained herein, and makes no representations about its suitability for any particular purpose. Users should make their own judgements about those matters and/or seek independent advice. You assume all risks associated with use of the data provided on this page.



Race Results



November 01, 2021, Race 14, NZ YEARLING SALES SERIES AGED CLASSIC HCP PACE, Distance 2600m, Addington - Survey 3200m

Result	TAB no.	Horse (Barrier)	2600 to	2400m to
3rd	9	Steel The Show (6)	2400m	2200m
		Position in running (margin)	-	7(6.1)
		Sectional time (s)	16.80	14.57
		Cumulative time (s)	194.76	177.96
		Speed (m/s)	11.91	13.73
		Stride length (m)	5.33	5.90
		Stride duration (s)	0.413	0.430
		Stride efficiency (%)	44.44	54.38
		Stride count	37.50	33.90

Disclaimer.

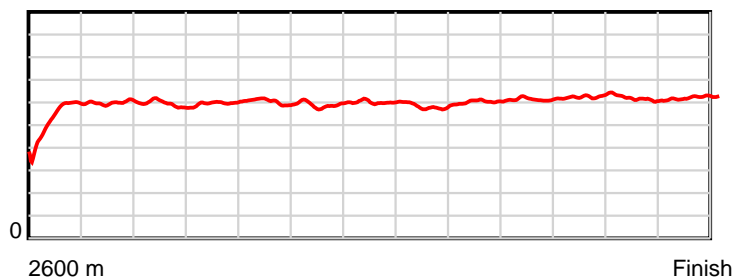
HRNZ and NZMTC and Thoroughbred Ratings Pty Ltd accepts no responsibility for the completeness or accuracy of any of the information contained herein, and makes no representations about its suitability for any particular purpose. Users should make their own judgements about those matters and/or seek independent advice. You assume all risks associated with use of the data provided on this page.

Race Results

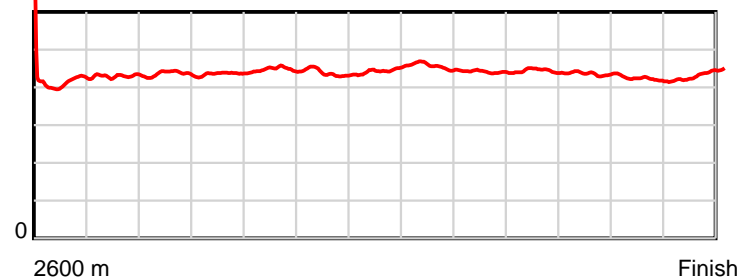
November 01, 2021, Race 14, NZ YEARLING SALES SERIES AGED CLASSIC HCP PACE, Distance 2600m, Addington - Survey 3200m

Result	TAB no.	Horse (Barrier)	2200m to	2000m to	1800m to	1600m to	1400m to	1200m to	1000m to	800m to	600m to	400m to	200m to	Total or	Margin
3rd	9	Steel The Show (6)	2000m	1800m	1600m	1400m	1200m	1000m	800m	600m	400m	200m	WP	Average	
		Position in running (margin)	7(7.9)	9(9.0)	8(8.1)	9(9.6)	7(5.3)	2(1.4)	3(1.9)	3(2.8)	2(2.1)	3(2.1)	2(1.9)		3.90
		Sectional time (s)	15.15	14.65	15.53	15.23	14.89	16.00	15.02	14.53	14.56	13.88	13.95		
		Cumulative time (s)	163.39	148.24	133.59	118.06	102.83	87.94	71.94	56.92	42.39	27.83	13.95	3:14.76	
		Speed (m/s)	13.20	13.65	12.88	13.13	13.43	12.50	13.32	13.76	13.74	14.41	14.34	13.35	
		Stride length (m)	5.76	5.96	5.76	5.75	5.99	5.69	5.87	6.11	5.98	6.07	6.25	5.87	
		Stride duration (s)	0.436	0.436	0.447	0.438	0.446	0.455	0.441	0.444	0.436	0.421	0.436	0.440	
		Stride efficiency (%)	51.80	55.42	51.81	51.66	56.10	50.51	53.86	58.29	55.94	57.48	61.07	53.82	
		Stride count	34.74	33.58	34.73	34.78	33.38	35.18	34.07	32.75	33.43	32.98	31.99	443.01	

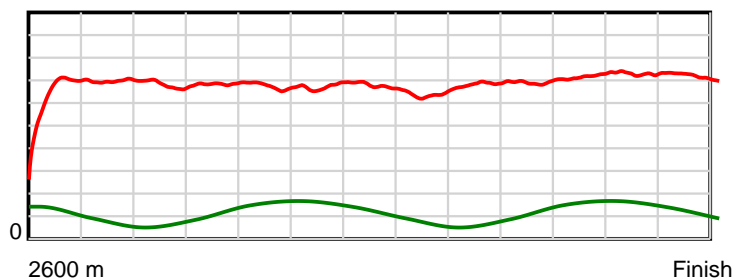
10 m Stride length



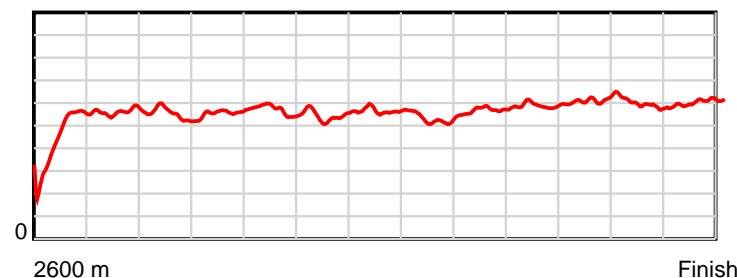
0.6 s Stride duration



20 m/sec Speed



100 % Stride efficiency



Note: Horizontal distance axis grid lines are 200m furlongs.

Disclaimer.

HRNZ and NZMTC and Thoroughbred Ratings Pty Ltd accepts no responsibility for the completeness or accuracy of any of the information contained herein, and makes no representations about its suitability for any particular purpose. Users should make their own judgements about those matters and/or seek independent advice. You assume all risks associated with use of the data provided on this page.



Race Results



November 01, 2021, Race 14, NZ YEARLING SALES SERIES AGED CLASSIC HCP PACE, Distance 2600m, Addington - Survey 3200m

Result	TAB no.	Horse (Barrier)	2600 to	2400m to
4th	11	Plutonium Lady (9)	2400m	2200m
		Position in running (margin)	-	11(11.5)
		Sectional time (s)	17.79	14.26
		Cumulative time (s)	195.00	177.21
		Speed (m/s)	11.24	14.03
		Stride length (m)	5.44	6.25
		Stride duration (s)	0.433	0.445
		Stride efficiency (%)	46.19	60.99
		Stride count	36.79	32.01

Disclaimer.

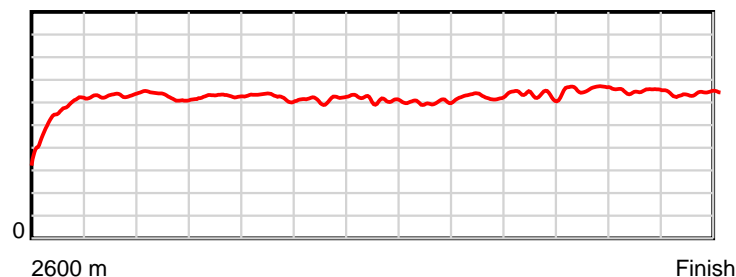
HRNZ and NZMTC and Thoroughbred Ratings Pty Ltd accepts no responsibility for the completeness or accuracy of any of the information contained herein, and makes no representations about its suitability for any particular purpose. Users should make their own judgements about those matters and/or seek independent advice. You assume all risks associated with use of the data provided on this page.

Race Results

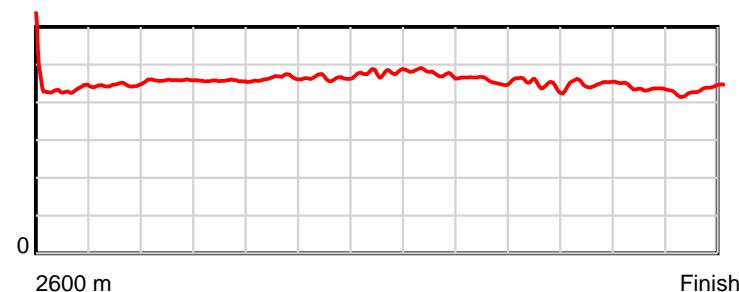
November 01, 2021, Race 14, NZ YEARLING SALES SERIES AGED CLASSIC HCP PACE, Distance 2600m, Addington - Survey 3200m

Result	TAB no.	Horse (Barrier)	2200m to	2000m to	1800m to	1600m to	1400m to	1200m to	1000m to	800m to	600m to	400m to	200m to	Total or	Margin
4th	11	Plutonium Lady (9)	2000m	1800m	1600m	1400m	1200m	1000m	800m	600m	400m	200m	WP	Average	
		Position in running (margin)	11(11.4)	11(11.9)	11(11.2)	11(12.5)	11(9.4)	11(10.7)	11(11.3)	11(11.0)	11(7.9)	10(6.0)	8(5.6)		5.20
		Sectional time (s)	15.05	14.67	15.50	15.43	15.75	16.00	14.83	14.13	14.25	13.84	13.50		
		Cumulative time (s)	162.95	147.90	133.23	117.73	102.30	86.55	70.55	55.72	41.59	27.34	13.50	3:15.00	
		Speed (m/s)	13.29	13.63	12.90	12.96	12.70	12.50	13.49	14.15	14.04	14.45	14.81	13.33	
		Stride length (m)	6.10	6.23	5.99	6.03	6.10	5.96	6.18	6.34	6.33	6.28	6.44	6.12	
		Stride duration (s)	0.459	0.457	0.464	0.465	0.480	0.477	0.458	0.448	0.451	0.435	0.435	0.459	
		Stride efficiency (%)	58.16	60.59	56.07	56.79	58.06	55.44	59.72	62.76	62.52	61.62	64.75	58.45	
		Stride count	32.78	32.12	33.39	33.18	32.81	33.58	32.35	31.56	31.62	31.85	31.07	425.11	

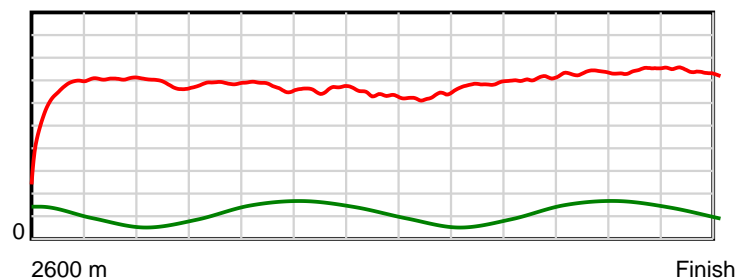
10 m Stride length



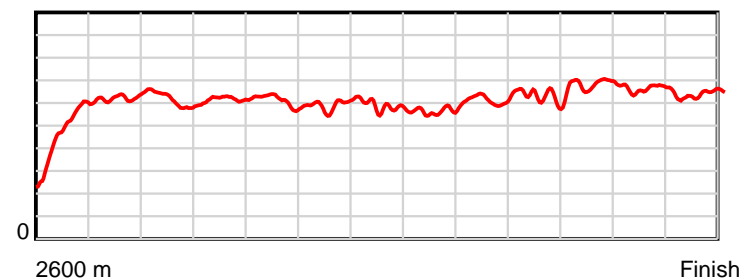
0.6 s Stride duration



20 m/sec Speed



100 % Stride efficiency



Note: Horizontal distance axis grid lines are 200m furlongs.

Disclaimer.

HRNZ and NZMTC and Thoroughbred Ratings Pty Ltd accepts no responsibility for the completeness or accuracy of any of the information contained herein, and makes no representations about its suitability for any particular purpose. Users should make their own judgements about those matters and/or seek independent advice. You assume all risks associated with use of the data provided on this page.



Race Results



November 01, 2021, Race 14, NZ YEARLING SALES SERIES AGED CLASSIC HCP PACE, Distance 2600m, Addington - Survey 3200m

Result	TAB no.	Horse (Barrier)	2600 to	2400m to
5th	4	Above N Beyond (10)	2400m	2200m
		Position in running (margin)	-	8(8.8)
		Sectional time (s)	17.35	14.34
		Cumulative time (s)	195.01	177.66
		Speed (m/s)	11.53	13.95
		Stride length (m)	5.18	5.94
		Stride duration (s)	0.430	0.426
		Stride efficiency (%)	41.92	55.08
		Stride count	38.61	33.69

Disclaimer.

HRNZ and NZMTC and Thoroughbred Ratings Pty Ltd accepts no responsibility for the completeness or accuracy of any of the information contained herein, and makes no representations about its suitability for any particular purpose. Users should make their own judgements about those matters and/or seek independent advice. You assume all risks associated with use of the data provided on this page.

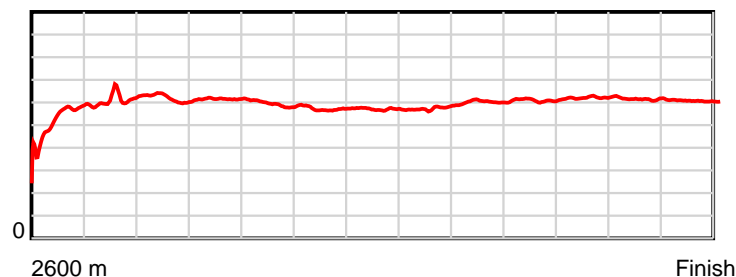
Race Results

November 01, 2021, Race 14, NZ YEARLING SALES SERIES AGED CLASSIC HCP PACE, Distance 2600m, Addington - Survey 3200m

Result	TAB no.	Horse (Barrier)	2200m to	2000m to	1800m to	1600m to	1400m to	1200m to	1000m to	800m to	600m to	400m to	200m to	Total or	Margin
5th	4	Above N Beyond (10)	2000m	1800m	1600m	1400m	1200m	1000m	800m	600m	400m	200m	WP	Average	
		Position in running (margin)	9(9.1)	5(5.6)	2(1.5)	3(2.4)	3(1.5)	4(3.1)	4(3.3)	4(3.9)	4(3.4)	5(2.9)	5(3.3)		5.30
		Sectional time (s)	14.37	14.11	15.44	15.79	15.82	15.93	14.98	14.56	14.49	13.98	13.85		
		Cumulative time (s)	163.32	148.95	134.84	119.40	103.61	87.79	71.86	56.88	42.32	27.83	13.85	3:15.01	
		Speed (m/s)	13.92	14.17	12.95	12.67	12.64	12.55	13.35	13.74	13.80	14.31	14.44	13.33	
		Stride length (m)	5.96	6.13	5.72	5.61	5.69	5.74	5.92	6.09	6.01	6.03	6.09	5.84	
		Stride duration (s)	0.428	0.432	0.441	0.443	0.450	0.457	0.443	0.443	0.436	0.422	0.422	0.438	
		Stride efficiency (%)	55.52	58.71	51.08	49.17	50.58	51.54	54.69	58.00	56.48	56.78	57.98	53.34	
		Stride count	33.55	32.63	34.98	35.65	35.15	34.82	33.81	32.83	33.27	33.18	32.83	445.00	

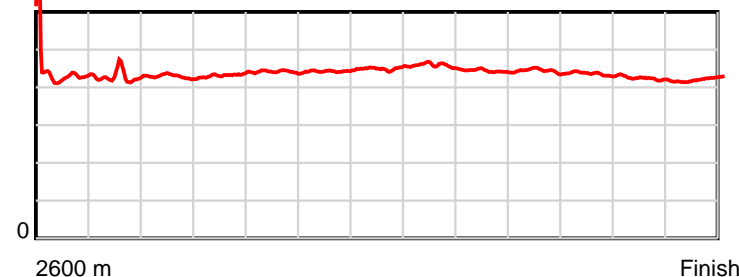
10 m

Stride length



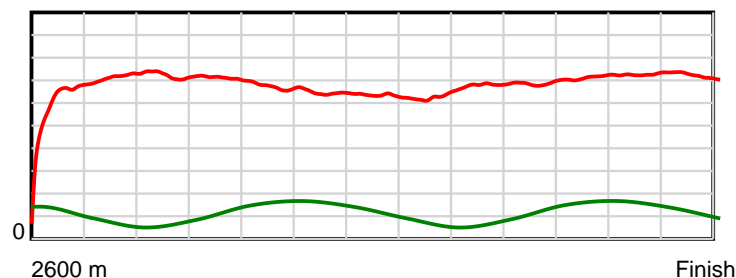
0.5 s

Stride duration



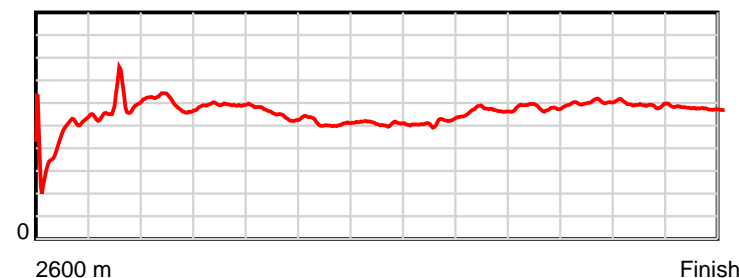
20 m/sec

Speed



100 %

Stride efficiency



Note: Horizontal distance axis grid lines are 200m furlongs.

Disclaimer.

HRNZ and NZMTC and Thoroughbred Ratings Pty Ltd accepts no responsibility for the completeness or accuracy of any of the information contained herein, and makes no representations about its suitability for any particular purpose. Users should make their own judgements about those matters and/or seek independent advice. You assume all risks associated with use of the data provided on this page.



Race Results



November 01, 2021, Race 14, NZ YEARLING SALES SERIES AGED CLASSIC HCP PACE, Distance 2600m, Addington - Survey 3200m

Result	TAB no.	Horse (Barrier)	2600 to	2400m to
6th	5	Got You Covere... (11)	2400m	2200m
		Position in running (margin)	-	5(4.8)
		Sectional time (s)	16.38	14.38
		Cumulative time (s)	195.04	178.66
		Speed (m/s)	12.21	13.91
		Stride length (m)	5.46	6.04
		Stride duration (s)	0.435	0.434
		Stride efficiency (%)	46.54	56.98
		Stride count	36.65	33.12

Disclaimer.

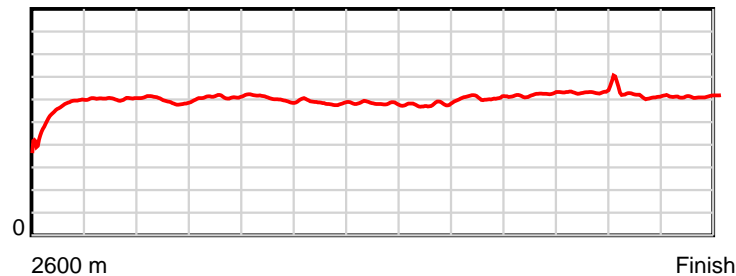
HRNZ and NZMTC and Thoroughbred Ratings Pty Ltd accepts no responsibility for the completeness or accuracy of any of the information contained herein, and makes no representations about its suitability for any particular purpose. Users should make their own judgements about those matters and/or seek independent advice. You assume all risks associated with use of the data provided on this page.

Race Results

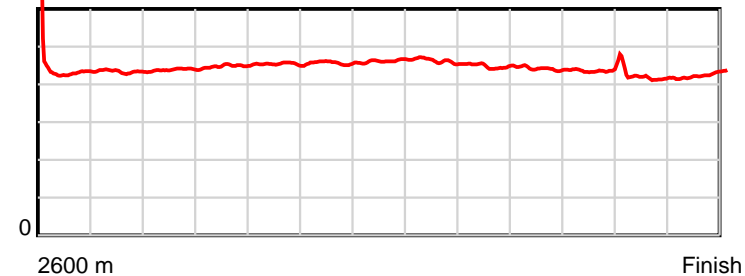
November 01, 2021, Race 14, NZ YEARLING SALES SERIES AGED CLASSIC HCP PACE, Distance 2600m, Addington - Survey 3200m

Result	TAB no.	Horse (Barrier)	2200m to	2000m to	1800m to	1600m to	1400m to	1200m to	1000m to	800m to	600m to	400m to	200m to	Total or	Margin
6th	5	Got You Covere... (11)	2000m	1800m	1600m	1400m	1200m	1000m	800m	600m	400m	200m	WP	Average	
		Position in running (margin)	4(5.4)	6(5.9)	6(5.0)	6(6.0)	6(5.2)	8(6.9)	8(7.4)	8(7.7)	6(4.5)	4(2.6)	4(3.3)		5.50
		Sectional time (s)	15.05	14.64	15.44	15.82	15.83	15.99	14.94	14.10	14.25	14.02	14.20		
		Cumulative time (s)	164.28	149.23	134.59	119.15	103.33	87.50	71.51	56.57	42.47	28.22	14.20	3:15.04	
		Speed (m/s)	13.29	13.66	12.95	12.64	12.63	12.51	13.39	14.18	14.04	14.27	14.08	13.33	
		Stride length (m)	5.83	6.12	5.88	5.78	5.84	5.78	6.00	6.26	6.15	5.94	6.01	5.92	
		Stride duration (s)	0.438	0.448	0.454	0.457	0.462	0.462	0.448	0.441	0.438	0.416	0.426	0.444	
		Stride efficiency (%)	53.08	58.58	54.02	52.15	53.21	52.23	56.19	61.21	59.19	55.12	56.36	54.81	
		Stride count	34.31	32.67	34.02	34.62	34.27	34.59	33.35	31.96	32.50	33.67	33.30	439.03	

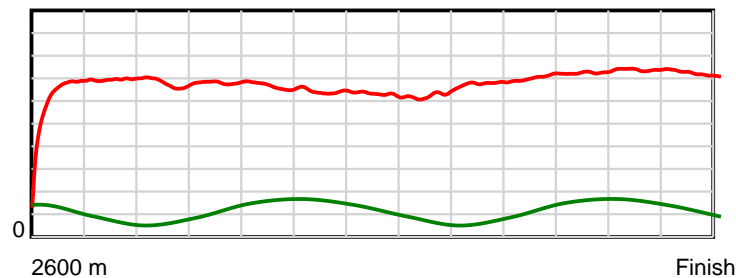
10 m Stride length



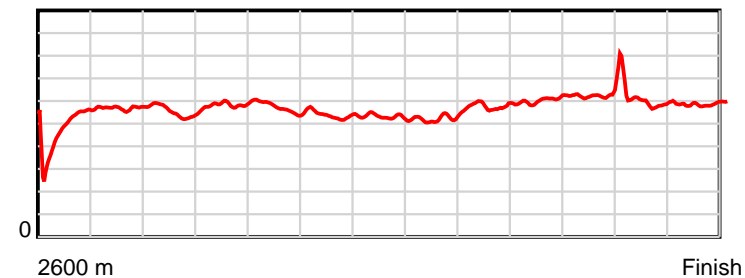
0.6 s Stride duration



20 m/sec Speed



100 % Stride efficiency



Note: Horizontal distance axis grid lines are 200m furlongs.

Disclaimer.

HRNZ and NZMTC and Thoroughbred Ratings Pty Ltd accepts no responsibility for the completeness or accuracy of any of the information contained herein, and makes no representations about its suitability for any particular purpose. Users should make their own judgements about those matters and/or seek independent advice. You assume all risks associated with use of the data provided on this page.



Race Results



November 01, 2021, Race 14, NZ YEARLING SALES SERIES AGED CLASSIC HCP PACE, Distance 2600m, Addington - Survey 3200m

Result	TAB no.	Horse (Barrier)	2600 to	2400m to
7th	7	Dashing Major (13)	2400m	2200m
		Position in running (margin)	-	6(6.0)
		Sectional time (s)	16.60	14.33
		Cumulative time (s)	195.13	178.53
		Speed (m/s)	12.05	13.96
		Stride length (m)	5.57	6.39
		Stride duration (s)	0.454	0.458
		Stride efficiency (%)	48.56	63.74
		Stride count	35.88	31.32

Disclaimer.

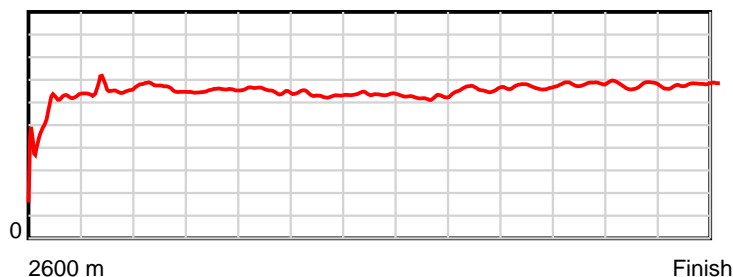
HRNZ and NZMTC and Thoroughbred Ratings Pty Ltd accepts no responsibility for the completeness or accuracy of any of the information contained herein, and makes no representations about its suitability for any particular purpose. Users should make their own judgements about those matters and/or seek independent advice. You assume all risks associated with use of the data provided on this page.

Race Results

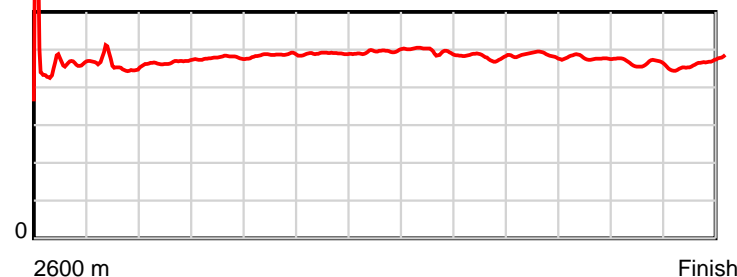
November 01, 2021, Race 14, NZ YEARLING SALES SERIES AGED CLASSIC HCP PACE, Distance 2600m, Addington - Survey 3200m

Result	TAB no.	Horse (Barrier)	2200m to	2000m to	1800m to	1600m to	1400m to	1200m to	1000m to	800m to	600m to	400m to	200m to	Total or	Margin
7th	7	Dashing Major (13)	2000m	1800m	1600m	1400m	1200m	1000m	800m	600m	400m	200m	WP	Average	
		Position in running (margin)	6(6.3)	4(4.7)	4(3.8)	5(5.5)	5(3.9)	6(5.4)	6(5.8)	7(6.0)	7(5.3)	8(5.2)	9(5.7)		6.00
		Sectional time (s)	14.68	14.65	15.55	15.69	15.80	15.97	14.92	14.51	14.55	14.01	13.87		
		Cumulative time (s)	164.20	149.52	134.87	119.32	103.63	87.83	71.86	56.94	42.43	27.88	13.87	3:15.13	
		Speed (m/s)	13.62	13.65	12.86	12.75	12.66	12.52	13.40	13.78	13.75	14.28	14.42	13.32	
		Stride length (m)	6.36	6.52	6.26	6.24	6.28	6.19	6.44	6.69	6.57	6.56	6.75	6.36	
		Stride duration (s)	0.467	0.478	0.487	0.490	0.496	0.495	0.481	0.486	0.478	0.460	0.468	0.477	
		Stride efficiency (%)	63.24	66.52	61.18	60.91	61.68	59.96	64.86	70.04	67.53	67.29	71.10	63.19	
		Stride count	31.44	30.65	31.96	32.03	31.83	32.29	31.04	29.87	30.42	30.48	29.65	408.86	

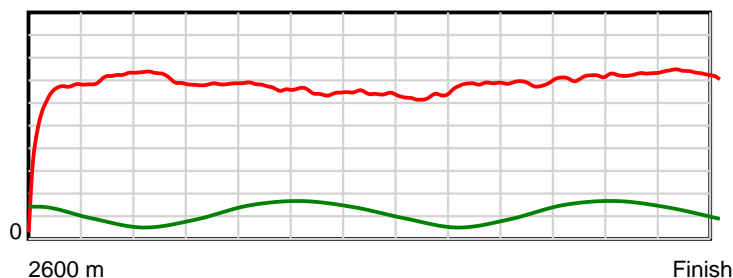
10 m Stride length



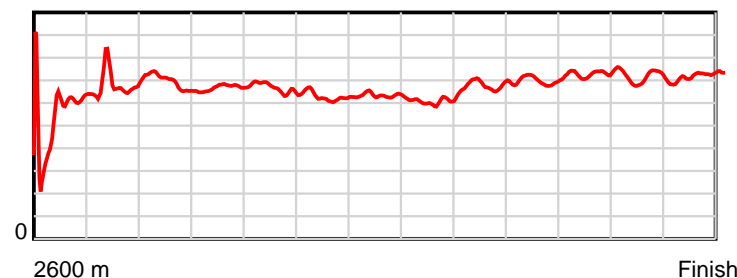
0.5 s Stride duration



20 m/sec Speed



100 % Stride efficiency



Note: Horizontal distance axis grid lines are 200m furlongs.

Disclaimer.

HRNZ and NZMTC and Thoroughbred Ratings Pty Ltd accepts no responsibility for the completeness or accuracy of any of the information contained herein, and makes no representations about its suitability for any particular purpose. Users should make their own judgements about those matters and/or seek independent advice. You assume all risks associated with use of the data provided on this page.



Race Results



November 01, 2021, Race 14, NZ YEARLING SALES SERIES AGED CLASSIC HCP PACE, Distance 2600m, Addington - Survey 3200m

Result	TAB no.	Horse (Barrier)	2600 to	2400m to
8th	6	Kiwi X Factor (12)	2400m	2200m
		Position in running (margin)	-	1(0.0)
		Sectional time (s)	15.67	14.52
		Cumulative time (s)	195.23	179.56
		Speed (m/s)	12.77	13.77
		Stride length (m)	5.60	6.35
		Stride duration (s)	0.438	0.461
		Stride efficiency (%)	48.96	63.05
		Stride count	35.73	31.49

Disclaimer.

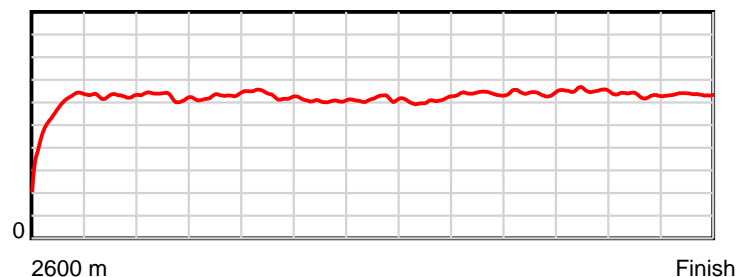
HRNZ and NZMTC and Thoroughbred Ratings Pty Ltd accepts no responsibility for the completeness or accuracy of any of the information contained herein, and makes no representations about its suitability for any particular purpose. Users should make their own judgements about those matters and/or seek independent advice. You assume all risks associated with use of the data provided on this page.

Race Results

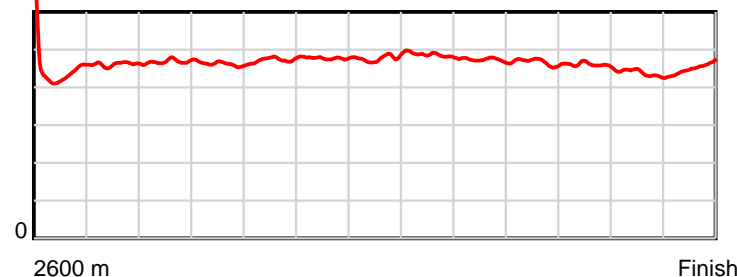
November 01, 2021, Race 14, NZ YEARLING SALES SERIES AGED CLASSIC HCP PACE, Distance 2600m, Addington - Survey 3200m

Result	TAB no.	Horse (Barrier)	2200m to	2000m to	1800m to	1600m to	1400m to	1200m to	1000m to	800m to	600m to	400m to	200m to	Total or	Margin
8th	6	Kiwi X Factor (12)	2000m	1800m	1600m	1400m	1200m	1000m	800m	600m	400m	200m	WP	Average	
		Position in running (margin)	2(1.4)	2(2.4)	3(2.5)	2(2.3)	2(1.1)	3(1.7)	2(1.7)	2(2.4)	3(2.4)	2(1.7)	3(2.4)		6.50
		Sectional time (s)	15.12	14.82	15.24	15.75	15.63	15.93	14.98	14.64	14.44	14.04	14.45		
		Cumulative time (s)	165.04	149.92	135.10	119.86	104.11	88.48	72.55	57.57	42.93	28.49	14.45	3:15.23	
		Speed (m/s)	13.23	13.50	13.12	12.70	12.80	12.55	13.35	13.66	13.85	14.25	13.84	13.32	
		Stride length (m)	6.19	6.24	6.21	6.07	6.12	6.11	6.31	6.38	6.36	6.23	6.28	6.18	
		Stride duration (s)	0.468	0.462	0.473	0.478	0.478	0.486	0.473	0.467	0.459	0.437	0.454	0.464	
		Stride efficiency (%)	59.94	60.80	60.18	57.48	58.44	58.33	62.21	63.61	63.22	60.62	61.60	59.69	
		Stride count	32.29	32.06	32.23	32.98	32.71	32.73	31.70	31.35	31.44	32.11	31.85	420.67	

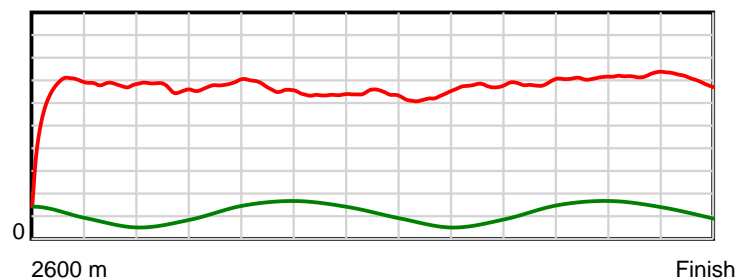
10 m Stride length



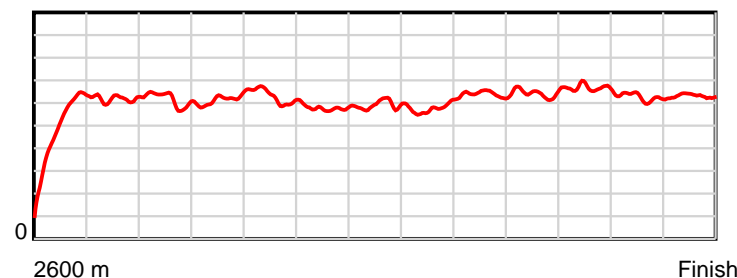
0.6 s Stride duration



20 m/sec Speed



100 % Stride efficiency



Note: Horizontal distance axis grid lines are 200m furlongs.

Disclaimer.

HRNZ and NZMTC and Thoroughbred Ratings Pty Ltd accepts no responsibility for the completeness or accuracy of any of the information contained herein, and makes no representations about its suitability for any particular purpose. Users should make their own judgements about those matters and/or seek independent advice. You assume all risks associated with use of the data provided on this page.



Race Results



November 01, 2021, Race 14, NZ YEARLING SALES SERIES AGED CLASSIC HCP PACE, Distance 2600m, Addington - Survey 3200m

Result	TAB no.	Horse (Barrier)	2600 to	2400m to
9th	12	Rough And Read... (0)	2400m	2200m
		Position in running (margin)	-	12(14.3)
		Sectional time (s)	18.23	14.34
		Cumulative time (s)	195.45	177.22
		Speed (m/s)	10.97	13.95
		Stride length (m)	5.74	6.55
		Stride duration (s)	0.459	0.469
		Stride efficiency (%)	51.42	66.99
		Stride count	34.86	30.55

Disclaimer.

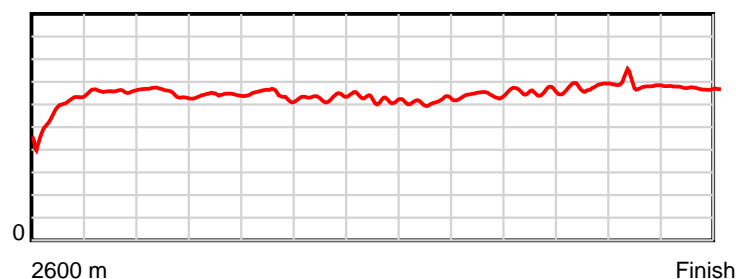
HRNZ and NZMTC and Thoroughbred Ratings Pty Ltd accepts no responsibility for the completeness or accuracy of any of the information contained herein, and makes no representations about its suitability for any particular purpose. Users should make their own judgements about those matters and/or seek independent advice. You assume all risks associated with use of the data provided on this page.

Race Results

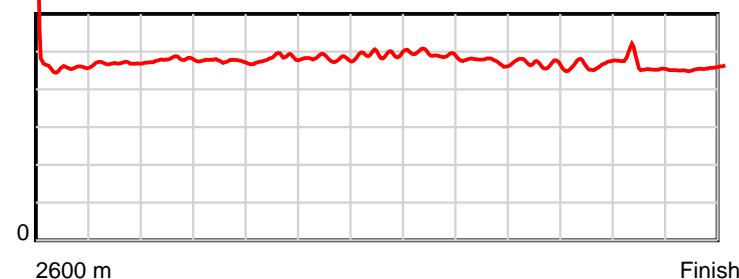
November 01, 2021, Race 14, NZ YEARLING SALES SERIES AGED CLASSIC HCP PACE, Distance 2600m, Addington - Survey 3200m

Result	TAB no.	Horse (Barrier)	2200m to	2000m to	1800m to	1600m to	1400m to	1200m to	1000m to	800m to	600m to	400m to	200m to	Total or	Margin
9th	12	Rough And Read... (0)	2000m	1800m	1600m	1400m	1200m	1000m	800m	600m	400m	200m	WP	Average	
		Position in running (margin)	12(14.7)	12(14.6)	12(13.7)	12(14.9)	12(11.2)	12(12.6)	12(13.3)	12(13.2)	13(9.8)	12(8.1)	12(7.9)		7.70
		Sectional time (s)	14.94	14.65	15.48	15.34	15.77	16.04	14.87	14.06	14.28	13.88	13.57		
		Cumulative time (s)	162.88	147.94	133.29	117.81	102.47	86.70	70.66	55.79	41.73	27.45	13.57	3:15.45	
		Speed (m/s)	13.39	13.65	12.92	13.04	12.68	12.47	13.45	14.22	14.01	14.41	14.74	13.30	
		Stride length (m)	6.41	6.48	6.22	6.29	6.28	6.12	6.39	6.62	6.56	6.63	6.72	6.37	
		Stride duration (s)	0.479	0.475	0.481	0.482	0.495	0.491	0.475	0.466	0.468	0.461	0.456	0.479	
		Stride efficiency (%)	64.12	65.66	60.43	61.73	61.55	58.62	63.77	68.52	67.19	68.79	70.62	63.50	
		Stride count	31.22	30.85	32.16	31.82	31.87	32.65	31.31	30.20	30.50	30.14	29.75	407.88	

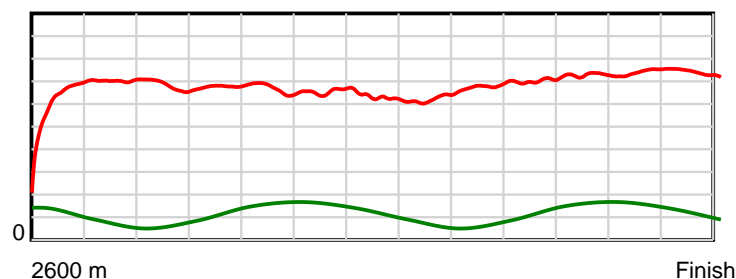
10 m Stride length



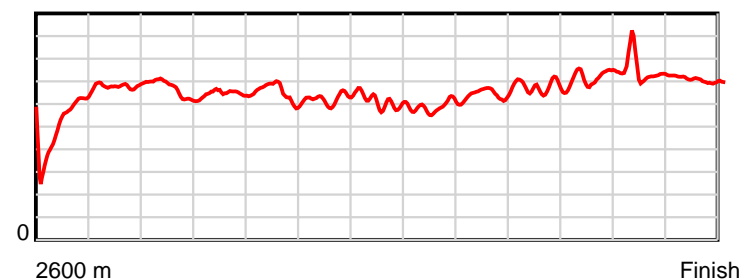
0.6 s Stride duration



20 m/sec Speed



100 % Stride efficiency



Note: Horizontal distance axis grid lines are 200m furlongs.

Disclaimer.

HRNZ and NZMTC and Thoroughbred Ratings Pty Ltd accepts no responsibility for the completeness or accuracy of any of the information contained herein, and makes no representations about its suitability for any particular purpose. Users should make their own judgements about those matters and/or seek independent advice. You assume all risks associated with use of the data provided on this page.



Race Results



November 01, 2021, Race 14, NZ YEARLING SALES SERIES AGED CLASSIC HCP PACE, Distance 2600m, Addington - Survey 3200m

Result	TAB no.	Horse (Barrier)	2600 to	2400m to
10th	15	Franco Niven (5)	2400m	2200m
		Position in running (margin)	-	13(17.0)
		Sectional time (s)	18.60	14.23
		Cumulative time (s)	195.58	176.98
		Speed (m/s)	10.75	14.05
		Stride length (m)	5.54	6.06
		Stride duration (s)	0.425	0.431
		Stride efficiency (%)	47.99	57.36
		Stride count	36.09	33.01

Disclaimer.

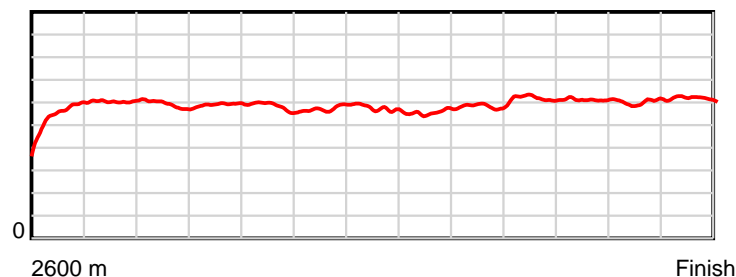
HRNZ and NZMTC and Thoroughbred Ratings Pty Ltd accepts no responsibility for the completeness or accuracy of any of the information contained herein, and makes no representations about its suitability for any particular purpose. Users should make their own judgements about those matters and/or seek independent advice. You assume all risks associated with use of the data provided on this page.

Race Results

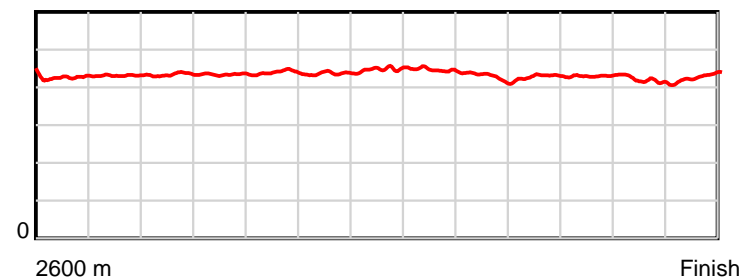
November 01, 2021, Race 14, NZ YEARLING SALES SERIES AGED CLASSIC HCP PACE, Distance 2600m, Addington - Survey 3200m

Result	TAB no.	Horse (Barrier)	2200m to	2000m to	1800m to	1600m to	1400m to	1200m to	1000m to	800m to	600m to	400m to	200m to	Total or	Margin
10th	15	Franco Niven (5)	2000m	1800m	1600m	1400m	1200m	1000m	800m	600m	400m	200m	WP	Average	
		Position in running (margin)	13(16.7)	13(16.1)	13(15.8)	13(17.5)	13(14.2)	13(14.8)	13(15.3)	13(14.5)	12(9.4)	13(8.1)	13(8.3)		8.50
		Sectional time (s)	14.86	14.73	15.56	15.40	15.64	15.99	14.76	13.79	14.35	13.94	13.73		
		Cumulative time (s)	162.75	147.89	133.16	117.60	102.20	86.56	70.57	55.81	42.02	27.67	13.73	3:15.58	
		Speed (m/s)	13.46	13.58	12.85	12.99	12.79	12.51	13.55	14.50	13.94	14.35	14.57	13.29	
		Stride length (m)	5.84	5.89	5.65	5.67	5.73	5.58	5.80	6.22	5.99	6.00	6.25	5.86	
		Stride duration (s)	0.434	0.434	0.440	0.437	0.448	0.446	0.428	0.429	0.430	0.418	0.429	0.441	
		Stride efficiency (%)	53.31	54.30	49.89	50.23	51.39	48.66	52.64	60.53	56.14	56.25	60.99	53.59	
		Stride count	34.24	33.93	35.39	35.28	34.87	35.84	34.46	32.14	33.37	33.34	32.01	443.97	

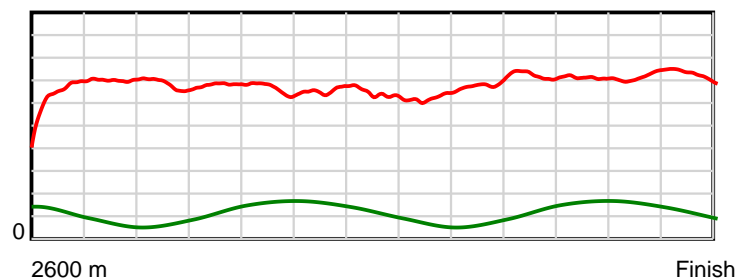
10 m Stride length



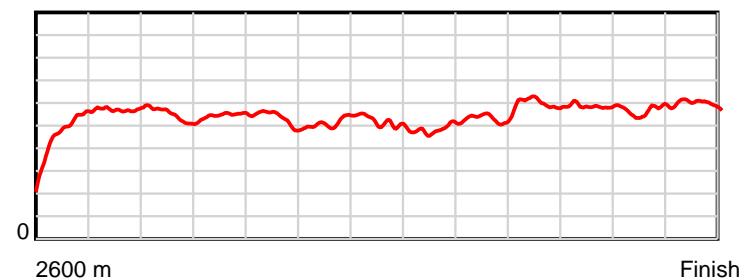
0.6 s Stride duration



20 m/sec Speed



100 % Stride efficiency



Note: Horizontal distance axis grid lines are 200m furlongs.

Disclaimer.

HRNZ and NZMTC and Thoroughbred Ratings Pty Ltd accepts no responsibility for the completeness or accuracy of any of the information contained herein, and makes no representations about its suitability for any particular purpose. Users should make their own judgements about those matters and/or seek independent advice. You assume all risks associated with use of the data provided on this page.



Race Results



November 01, 2021, Race 14, NZ YEARLING SALES SERIES AGED CLASSIC HCP PACE, Distance 2600m, Addington - Survey 3200m

Result	TAB no.	Horse (Barrier)	2600 to 2400m	2400m to 2200m
11th	1	I'm Tough (3)		
		Position in running (margin)	-	10(9.7)
		Sectional time (s)	17.31	14.04
		Cumulative time (s)	195.66	178.35
		Speed (m/s)	11.56	14.25
		Stride length (m)	5.06	6.22
		Stride duration (s)	0.418	0.437
		Stride efficiency (%)	40.01	60.44
		Stride count	39.53	32.16

Disclaimer.

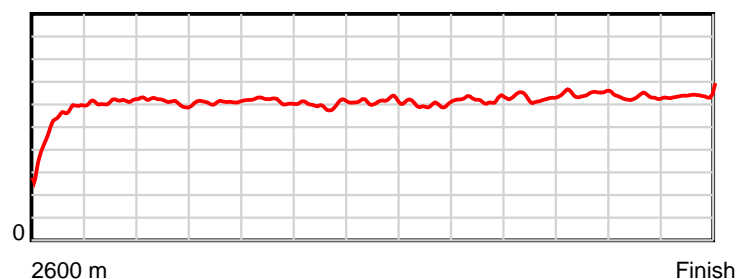
HRNZ and NZMTC and Thoroughbred Ratings Pty Ltd accepts no responsibility for the completeness or accuracy of any of the information contained herein, and makes no representations about its suitability for any particular purpose. Users should make their own judgements about those matters and/or seek independent advice. You assume all risks associated with use of the data provided on this page.

Race Results

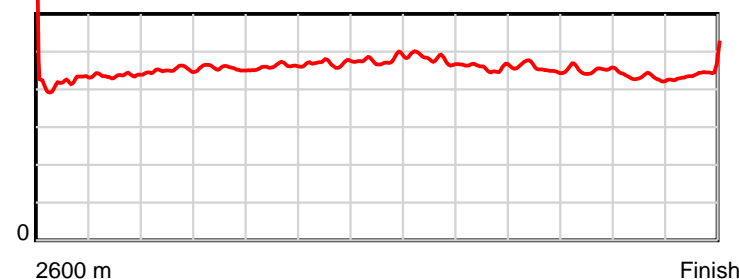
November 01, 2021, Race 14, NZ YEARLING SALES SERIES AGED CLASSIC HCP PACE, Distance 2600m, Addington - Survey 3200m

Result	TAB no.	Horse (Barrier)	2200m to	2000m to	1800m to	1600m to	1400m to	1200m to	1000m to	800m to	600m to	400m to	200m to	Total or	Margin
11th	1	I'm Tough (3)	2000m	1800m	1600m	1400m	1200m	1000m	800m	600m	400m	200m	WP	Average	
		Position in running (margin)	8(8.3)	8(7.6)	9(8.6)	8(8.5)	10(7.7)	9(8.2)	9(7.8)	9(7.8)	10(7.1)	11(6.4)	11(7.0)		8.90
		Sectional time (s)	14.84	14.98	15.25	15.81	15.63	15.84	14.88	14.53	14.44	14.02	14.09		
		Cumulative time (s)	164.31	149.47	134.49	119.24	103.43	87.80	71.96	57.08	42.55	28.11	14.09	3:15.66	
		Speed (m/s)	13.48	13.35	13.11	12.65	12.80	12.63	13.44	13.76	13.85	14.27	14.19	13.29	
		Stride length (m)	6.08	6.10	6.04	5.94	6.12	6.09	6.17	6.28	6.26	6.16	6.39	6.05	
		Stride duration (s)	0.451	0.457	0.460	0.469	0.478	0.482	0.459	0.456	0.452	0.432	0.450	0.455	
		Stride efficiency (%)	57.69	58.22	56.96	55.11	58.44	57.87	59.39	61.61	61.30	59.33	63.86	57.21	
		Stride count	32.92	32.77	33.13	33.68	32.70	32.86	32.44	31.85	31.93	32.46	31.28	429.71	

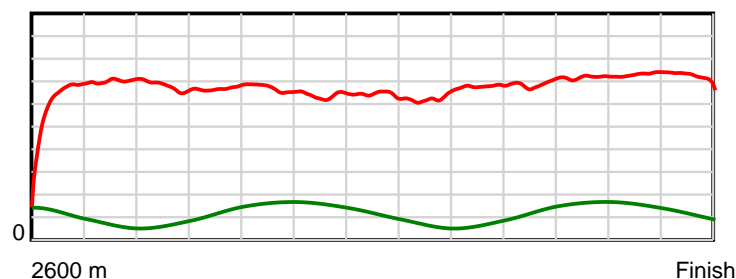
10 m Stride length



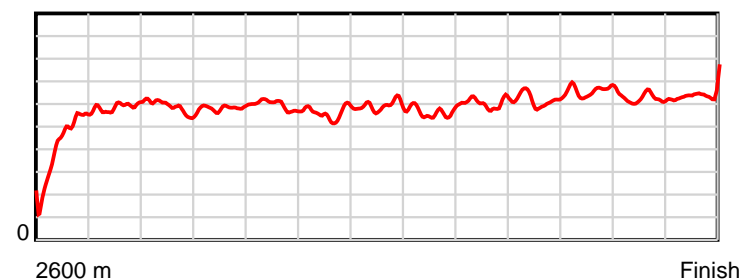
0.6 s Stride duration



20 m/sec Speed



100 % Stride efficiency



Note: Horizontal distance axis grid lines are 200m furlongs.

Disclaimer.

HRNZ and NZMTC and Thoroughbred Ratings Pty Ltd accepts no responsibility for the completeness or accuracy of any of the information contained herein, and makes no representations about its suitability for any particular purpose. Users should make their own judgements about those matters and/or seek independent advice. You assume all risks associated with use of the data provided on this page.



Race Results



November 01, 2021, Race 14, NZ YEARLING SALES SERIES AGED CLASSIC HCP PACE, Distance 2600m, Addington - Survey 3200m

Result	TAB no.	Horse (Barrier)	2600 to 2400m	2400m to 2200m
12th	2	Loyalist (4)		
		Position in running (margin)	-	4(3.7)
		Sectional time (s)	16.42	14.59
		Cumulative time (s)	195.76	179.34
		Speed (m/s)	12.18	13.71
		Stride length (m)	5.15	5.92
		Stride duration (s)	0.406	0.432
		Stride efficiency (%)	41.44	54.83
		Stride count	38.84	33.76

Disclaimer.

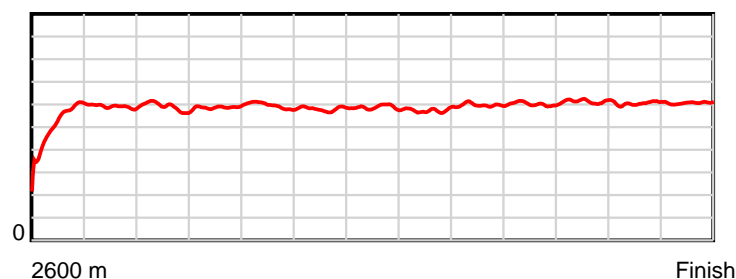
HRNZ and NZMTC and Thoroughbred Ratings Pty Ltd accepts no responsibility for the completeness or accuracy of any of the information contained herein, and makes no representations about its suitability for any particular purpose. Users should make their own judgements about those matters and/or seek independent advice. You assume all risks associated with use of the data provided on this page.

Race Results

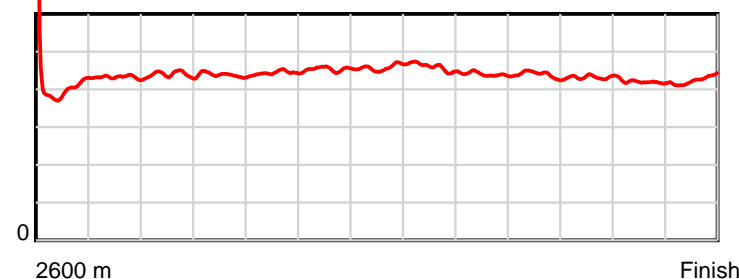
November 01, 2021, Race 14, NZ YEARLING SALES SERIES AGED CLASSIC HCP PACE, Distance 2600m, Addington - Survey 3200m

Result	TAB no.	Horse (Barrier)	2200m to	2000m to	1800m to	1600m to	1400m to	1200m to	1000m to	800m to	600m to	400m to	200m to	Total or	Margin
12th	2	Loyalist (4)	2000m	1800m	1600m	1400m	1200m	1000m	800m	600m	400m	200m	WP	Average	
		Position in running (margin)	5(5.5)	7(6.2)	7(7.1)	7(6.9)	8(5.4)	7(6.0)	7(6.0)	6(6.0)	8(5.9)	9(5.5)	10(6.6)		9.40
		Sectional time (s)	15.06	14.96	15.23	15.72	15.63	15.91	14.88	14.62	14.50	14.08	14.16		
		Cumulative time (s)	164.75	149.69	134.73	119.50	103.78	88.15	72.24	57.36	42.74	28.24	14.16	3:15.76	
		Speed (m/s)	13.28	13.37	13.13	12.72	12.80	12.57	13.44	13.68	13.79	14.20	14.12	13.28	
		Stride length (m)	5.83	5.86	5.83	5.77	5.86	5.77	5.91	6.00	5.96	5.96	6.03	5.83	
		Stride duration (s)	0.439	0.439	0.444	0.454	0.458	0.459	0.440	0.439	0.432	0.420	0.427	0.439	
		Stride efficiency (%)	53.13	53.73	53.04	52.10	53.71	52.09	54.54	56.26	55.59	55.47	56.77	53.06	
		Stride count	34.30	34.11	34.33	34.64	34.11	34.64	33.85	33.33	33.53	33.57	33.18	446.19	

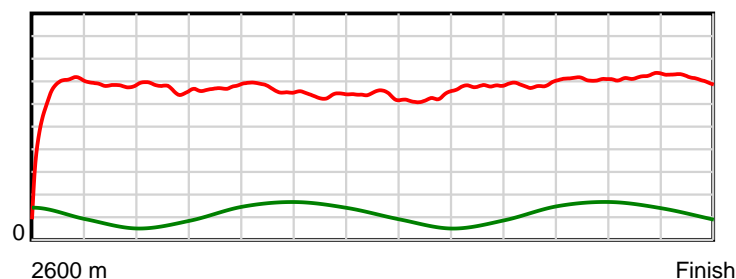
10 m Stride length



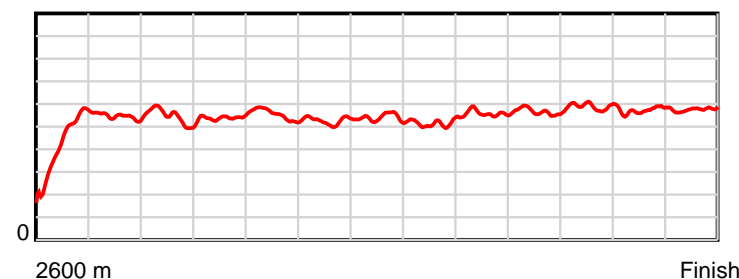
0.6 s Stride duration



20 m/sec Speed



100 % Stride efficiency



Note: Horizontal distance axis grid lines are 200m furlongs.

Disclaimer.

HRNZ and NZMTC and Thoroughbred Ratings Pty Ltd accepts no responsibility for the completeness or accuracy of any of the information contained herein, and makes no representations about its suitability for any particular purpose. Users should make their own judgements about those matters and/or seek independent advice. You assume all risks associated with use of the data provided on this page.



Race Results



November 01, 2021, Race 14, NZ YEARLING SALES SERIES AGED CLASSIC HCP PACE, Distance 2600m, Addington - Survey 3200m

Result	TAB no.	Horse (Barrier)	2600 to	2400m to
13th	3	Bettor Believe... (8)	2400m	2200m
		Position in running (margin)	-	2(2.0)
		Sectional time (s)	16.28	14.51
		Cumulative time (s)	196.00	179.72
		Speed (m/s)	12.29	13.78
		Stride length (m)	5.28	6.05
		Stride duration (s)	0.416	0.439
		Stride efficiency (%)	43.61	57.28
		Stride count	37.86	33.03

Disclaimer.

HRNZ and NZMTC and Thoroughbred Ratings Pty Ltd accepts no responsibility for the completeness or accuracy of any of the information contained herein, and makes no representations about its suitability for any particular purpose. Users should make their own judgements about those matters and/or seek independent advice. You assume all risks associated with use of the data provided on this page.

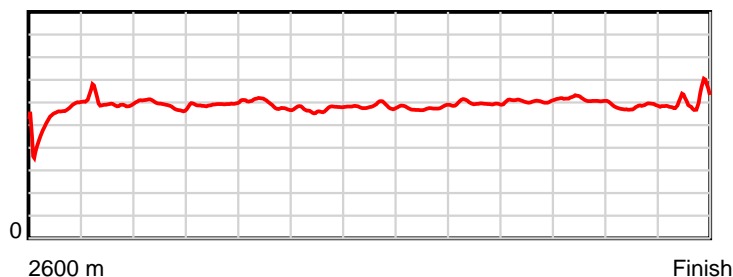
Race Results

November 01, 2021, Race 14, NZ YEARLING SALES SERIES AGED CLASSIC HCP PACE, Distance 2600m, Addington - Survey 3200m

Result	TAB no.	Horse (Barrier)	2200m to	2000m to	1800m to	1600m to	1400m to	1200m to	1000m to	800m to	600m to	400m to	200m to	Total or	Margin
13th	3	Bettor Believe... (8)	2000m	1800m	1600m	1400m	1200m	1000m	800m	600m	400m	200m	WP	Average	
		Position in running (margin)	3(3.3)	3(4.3)	5(4.8)	4(4.3)	4(3.5)	5(4.0)	5(4.0)	5(4.4)	5(4.3)	6(4.1)	7(4.6)		10.80
		Sectional time (s)	15.11	14.88	15.20	15.81	15.61	15.92	14.95	14.61	14.52	14.00	14.60		
		Cumulative time (s)	165.21	150.10	135.22	120.02	104.21	88.60	72.68	57.73	43.12	28.60	14.60	3:16.00	
		Speed (m/s)	13.24	13.44	13.16	12.65	12.81	12.56	13.38	13.69	13.77	14.29	13.70	13.27	
		Stride length (m)	5.83	5.91	5.82	5.67	5.81	5.79	5.90	6.05	5.98	5.79	6.03	5.83	
		Stride duration (s)	0.441	0.440	0.442	0.448	0.454	0.461	0.441	0.442	0.434	0.405	0.440	0.440	
		Stride efficiency (%)	53.13	54.63	52.97	50.18	52.75	52.37	54.32	57.26	55.80	52.35	56.78	53.16	
		Stride count	34.30	33.82	34.35	35.29	34.42	34.55	33.92	33.04	33.47	34.55	33.18	445.78	

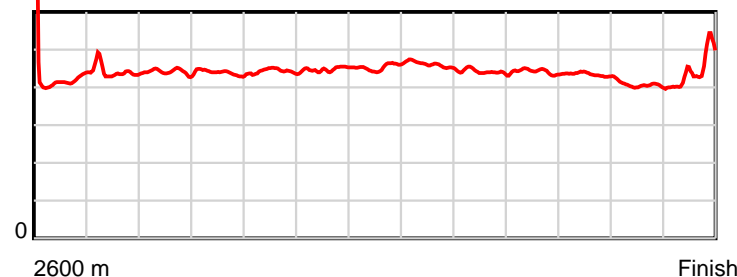
10 m

Stride length



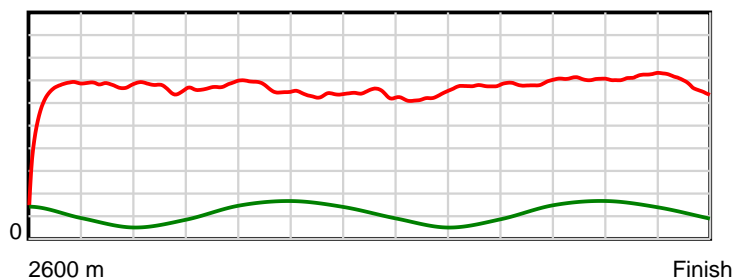
0.6 s

Stride duration



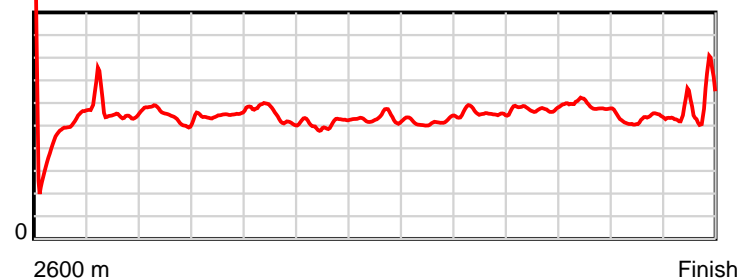
20 m/sec

Speed



100 %

Stride efficiency



Note: Horizontal distance axis grid lines are 200m furlongs.

Disclaimer.

HRNZ and NZMTC and Thoroughbred Ratings Pty Ltd accepts no responsibility for the completeness or accuracy of any of the information contained herein, and makes no representations about its suitability for any particular purpose. Users should make their own judgements about those matters and/or seek independent advice. You assume all risks associated with use of the data provided on this page.



Race Results



November 01, 2021, Race 14, NZ YEARLING SALES SERIES AGED CLASSIC HCP PACE, Distance 2600m, Addington - Survey 3200m

Result	TAB no.	Horse (Barrier)	2600 to	2400m to
14th	14	Johnny Mac (1)	2400m	2200m
		Position in running (margin)	-	14(18.9)
		Sectional time (s)	18.86	14.37
		Cumulative time (s)	196.55	177.69
		Speed (m/s)	10.61	13.92
		Stride length (m)	5.52	5.95
		Stride duration (s)	0.429	0.428
		Stride efficiency (%)	47.58	55.36
		Stride count	36.25	33.60

Disclaimer.

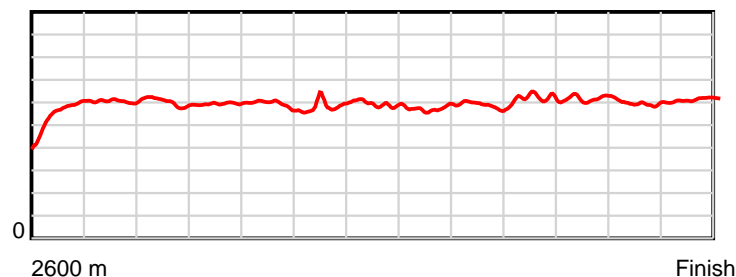
HRNZ and NZMTC and Thoroughbred Ratings Pty Ltd accepts no responsibility for the completeness or accuracy of any of the information contained herein, and makes no representations about its suitability for any particular purpose. Users should make their own judgements about those matters and/or seek independent advice. You assume all risks associated with use of the data provided on this page.

Race Results

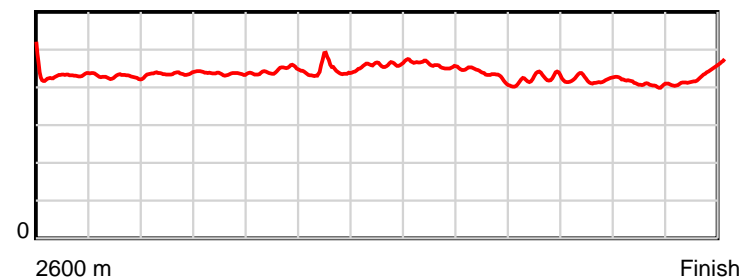
November 01, 2021, Race 14, NZ YEARLING SALES SERIES AGED CLASSIC HCP PACE, Distance 2600m, Addington - Survey 3200m

Result	TAB no.	Horse (Barrier)	2200m to	2000m to	1800m to	1600m to	1400m to	1200m to	1000m to	800m to	600m to	400m to	200m to	Total or	Margin
14th	14	Johnny Mac (1)	2000m	1800m	1600m	1400m	1200m	1000m	800m	600m	400m	200m	WP	Average	
		Position in running (margin)	14(19.4)	14(19.3)	14(18.3)	14(19.5)	14(15.8)	14(16.4)	14(16.8)	14(17.2)	14(11.5)	14(9.5)	14(10.5)		13.90
		Sectional time (s)	14.93	14.64	15.48	15.33	15.64	15.97	14.96	13.68	14.23	14.07	14.39		
		Cumulative time (s)	163.32	148.39	133.75	118.27	102.94	87.30	71.33	56.37	42.69	28.46	14.39	3:16.55	
		Speed (m/s)	13.40	13.66	12.92	13.05	12.79	12.52	13.37	14.62	14.05	14.21	13.90	13.23	
		Stride length (m)	5.86	5.97	5.74	5.77	5.90	5.73	5.77	6.21	5.92	5.80	6.08	5.86	
		Stride duration (s)	0.437	0.437	0.444	0.442	0.462	0.458	0.431	0.425	0.422	0.408	0.438	0.443	
		Stride efficiency (%)	53.60	55.60	51.55	52.04	54.48	51.36	51.98	60.29	54.82	52.57	57.82	53.64	
		Stride count	34.15	33.53	34.82	34.66	33.87	34.88	34.68	32.20	33.77	34.48	32.88	443.77	

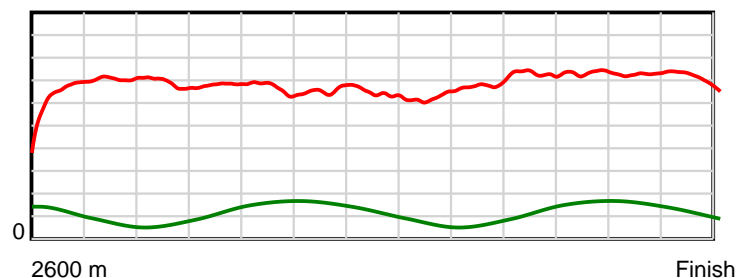
10 m Stride length



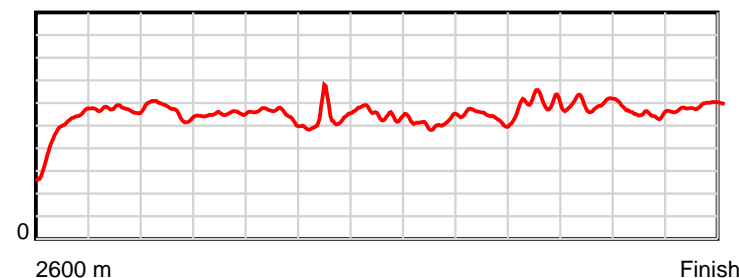
0.6 s Stride duration



20 m/sec Speed



100 % Stride efficiency



Note: Horizontal distance axis grid lines are 200m furlongs.

Disclaimer.

HRNZ and NZMTC and Thoroughbred Ratings Pty Ltd accepts no responsibility for the completeness or accuracy of any of the information contained herein, and makes no representations about its suitability for any particular purpose. Users should make their own judgements about those matters and/or seek independent advice. You assume all risks associated with use of the data provided on this page.