



Race Results

Kaikoura Trotting Club Inc, HRNZ, November 01, 2021

Compilation date: November 1, 2021, 6:24:16 PM (NZDT)

Copyright © 2021 HRNZ and NZMTC. All rights reserved.

Trademarks.

StrideMASTER is a registered trademark of Thoroughbred Ratings Pty Ltd.

Disclaimer.

HRNZ and NZMTC and Thoroughbred Ratings Pty Ltd accepts no responsibility for the completeness or accuracy of any of the information contained herein, and makes no representations about its suitability for any particular purpose. Users should make their own judgements about those matters and/or seek independent advice. You assume all risks associated with use of the data provided on this page.



Race Results



November 01, 2021, Race 15, PERFECT PACKAGING LTD HANDICAP TROT, Distance 2600m, Addington - Survey 3200m

Result	TAB no.	Horse (Barrier)	2600 to	2400m to
1st	7	Phoebe Onyx (11)	2400m	2200m
		Position in running (margin)	-	1(0.0)
		Sectional time (s)	16.23	14.70
		Cumulative time (s)	198.91	182.68
		Speed (m/s)	12.33	13.61
		Stride length (m)	5.30	6.02
		Stride duration (s)	0.428	0.443
		Stride efficiency (%)	43.93	56.64
		Stride count	37.72	33.22

Disclaimer.

HRNZ and NZMTC and Thoroughbred Ratings Pty Ltd accepts no responsibility for the completeness or accuracy of any of the information contained herein, and makes no representations about its suitability for any particular purpose. Users should make their own judgements about those matters and/or seek independent advice. You assume all risks associated with use of the data provided on this page.

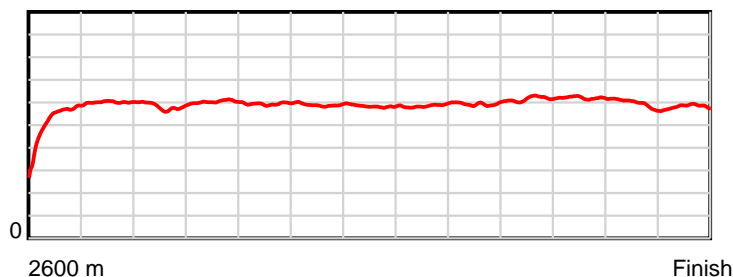
Race Results

November 01, 2021, Race 15, PERFECT PACKAGING LTD HANDICAP TROT, Distance 2600m, Addington - Survey 3200m

Result	TAB no.	Horse (Barrier)	2200m to	2000m to	1800m to	1600m to	1400m to	1200m to	1000m to	800m to	600m to	400m to	200m to	Total or	Margin
1st	7	Phoebe Onyx (11)	2000m	1800m	1600m	1400m	1200m	1000m	800m	600m	400m	200m	WP	Average	
		Position in running (margin)	1(0.0)	1(0.0)	2(1.8)	2(1.5)	2(1.8)	2(1.3)	2(1.2)	2(1.2)	2(1.6)	2(1.1)	2(0.3)		0.00
		Sectional time (s)	15.61	15.02	15.58	15.73	15.86	15.84	15.56	14.48	14.45	14.88	14.97		
		Cumulative time (s)	167.98	152.37	137.35	121.77	106.04	90.18	74.34	58.78	44.30	29.85	14.97	3:18.91	
		Speed (m/s)	12.81	13.32	12.84	12.71	12.61	12.63	12.85	13.81	13.84	13.44	13.36	13.07	
		Stride length (m)	5.80	6.01	5.84	5.88	5.84	5.87	5.88	6.13	6.13	5.92	5.75	5.87	
		Stride duration (s)	0.453	0.452	0.455	0.462	0.463	0.465	0.457	0.444	0.443	0.441	0.430	0.449	
		Stride efficiency (%)	52.54	56.54	53.28	54.06	53.23	53.93	54.01	58.78	58.81	54.82	51.69	53.82	
		Stride count	34.49	33.25	34.25	34.00	34.27	34.04	34.02	32.61	32.60	33.77	34.77	443.01	

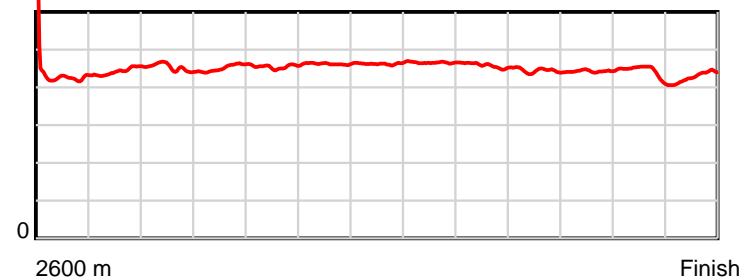
10 m

Stride length



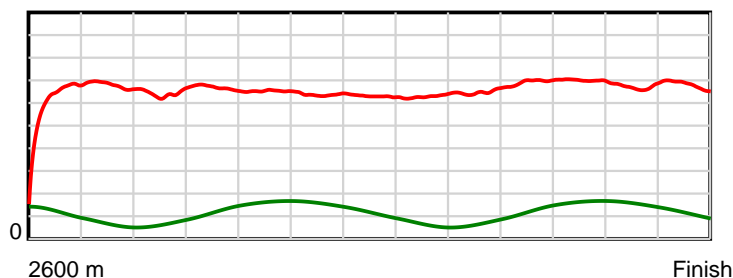
0.6 s

Stride duration



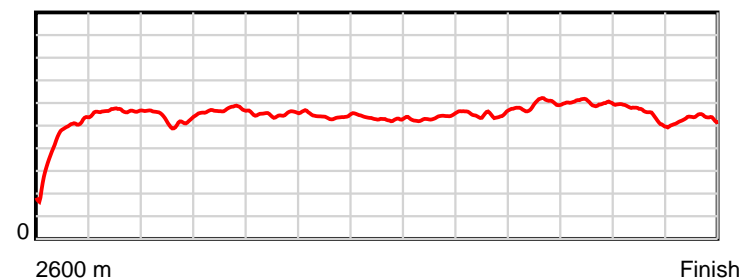
20 m/sec

Speed



100 %

Stride efficiency



Note: Horizontal distance axis grid lines are 200m furlongs.

Disclaimer.

HRNZ and NZMTC and Thoroughbred Ratings Pty Ltd accepts no responsibility for the completeness or accuracy of any of the information contained herein, and makes no representations about its suitability for any particular purpose. Users should make their own judgements about those matters and/or seek independent advice. You assume all risks associated with use of the data provided on this page.



Race Results



November 01, 2021, Race 15, PERFECT PACKAGING LTD HANDICAP TROT, Distance 2600m, Addington - Survey 3200m

Result	TAB no.	Horse (Barrier)	2600 to	2400m to
2nd	5	Cochy Malc (9)	2400m	2200m
		Position in running (margin)	-	3(1.1)
		Sectional time (s)	16.42	14.92
		Cumulative time (s)	199.10	182.68
		Speed (m/s)	12.18	13.40
		Stride length (m)	5.67	6.46
		Stride duration (s)	0.463	0.482
		Stride efficiency (%)	50.23	65.18
		Stride count	35.28	30.97

Disclaimer.

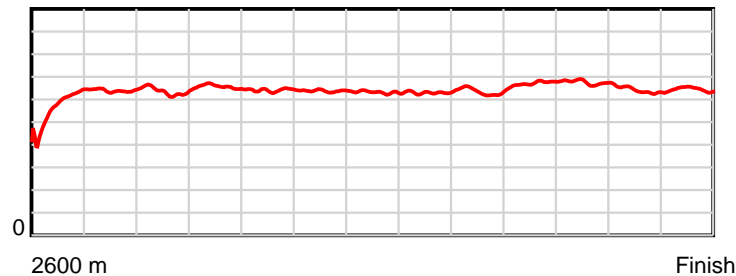
HRNZ and NZMTC and Thoroughbred Ratings Pty Ltd accepts no responsibility for the completeness or accuracy of any of the information contained herein, and makes no representations about its suitability for any particular purpose. Users should make their own judgements about those matters and/or seek independent advice. You assume all risks associated with use of the data provided on this page.

Race Results

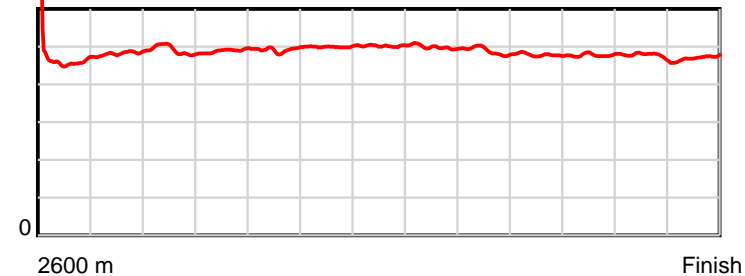
November 01, 2021, Race 15, PERFECT PACKAGING LTD HANDICAP TROT, Distance 2600m, Addington - Survey 3200m

Result	TAB no.	Horse (Barrier)	2200m to	2000m to	1800m to	1600m to	1400m to	1200m to	1000m to	800m to	600m to	400m to	200m to	Total or	Margin
2nd	5	Cochy Malc (9)	2000m	1800m	1600m	1400m	1200m	1000m	800m	600m	400m	200m	WP	Average	
		Position in running (margin)	2(2.4)	3(1.9)	3(3.4)	3(3.4)	3(3.8)	3(3.7)	4(3.2)	4(3.5)	4(3.1)	4(3.3)	4(2.9)		1.10
		Sectional time (s)	15.54	14.97	15.63	15.75	15.93	15.77	15.61	14.35	14.56	14.94	14.71		
		Cumulative time (s)	167.76	152.22	137.25	121.62	105.87	89.94	74.17	58.56	44.21	29.65	14.71	3:19.10	
		Speed (m/s)	12.87	13.36	12.80	12.70	12.55	12.68	12.81	13.94	13.74	13.39	13.60	13.06	
		Stride length (m)	6.32	6.53	6.30	6.34	6.30	6.32	6.25	6.67	6.56	6.36	6.40	6.34	
		Stride duration (s)	0.491	0.489	0.492	0.500	0.502	0.499	0.488	0.478	0.478	0.475	0.471	0.485	
		Stride efficiency (%)	62.42	66.70	61.98	62.91	62.01	62.51	61.07	69.42	67.28	63.28	64.06	62.75	
		Stride count	31.64	30.61	31.76	31.52	31.75	31.62	31.99	30.01	30.48	31.43	31.24	410.30	

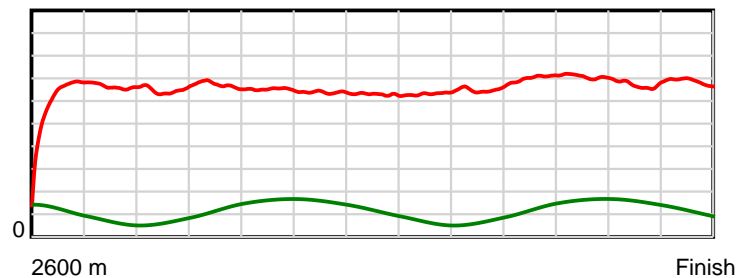
10 m Stride length



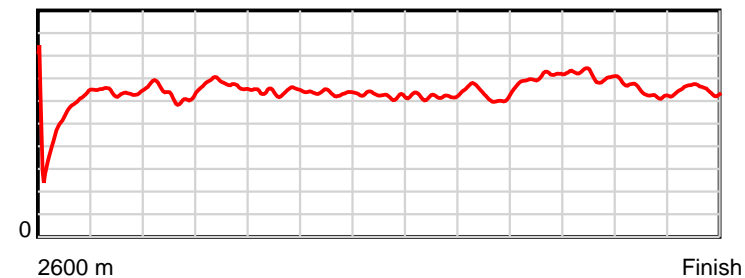
0.6 s Stride duration



20 m/sec Speed



100 % Stride efficiency



Note: Horizontal distance axis grid lines are 200m furlongs.

Disclaimer.

HRNZ and NZMTC and Thoroughbred Ratings Pty Ltd accepts no responsibility for the completeness or accuracy of any of the information contained herein, and makes no representations about its suitability for any particular purpose. Users should make their own judgements about those matters and/or seek independent advice. You assume all risks associated with use of the data provided on this page.



Race Results



November 01, 2021, Race 15, PERFECT PACKAGING LTD HANDICAP TROT, Distance 2600m, Addington - Survey 3200m

Result	TAB no.	Horse (Barrier)	2600 to	2400m to
3rd	10	Missalyssa (0)	2400m	2200m
		Position in running (margin)	-	8(10.9)
		Sectional time (s)	18.25	15.31
		Cumulative time (s)	199.24	180.99
		Speed (m/s)	10.96	13.06
		Stride length (m)	5.44	5.99
		Stride duration (s)	0.450	0.459
		Stride efficiency (%)	46.30	56.09
		Stride count	36.74	33.38

Disclaimer.

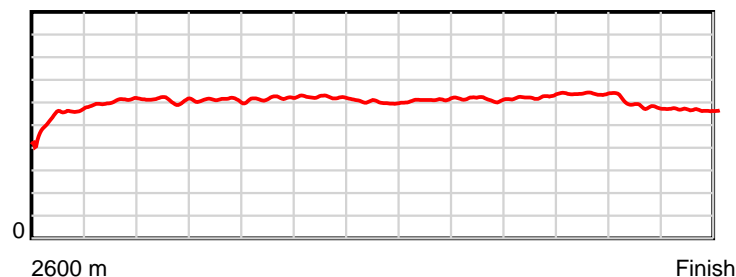
HRNZ and NZMTC and Thoroughbred Ratings Pty Ltd accepts no responsibility for the completeness or accuracy of any of the information contained herein, and makes no representations about its suitability for any particular purpose. Users should make their own judgements about those matters and/or seek independent advice. You assume all risks associated with use of the data provided on this page.

Race Results

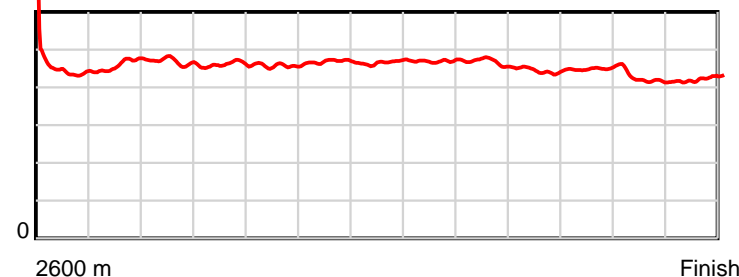
November 01, 2021, Race 15, PERFECT PACKAGING LTD HANDICAP TROT, Distance 2600m, Addington - Survey 3200m

Result	TAB no.	Horse (Barrier)	2200m to	2000m to	1800m to	1600m to	1400m to	1200m to	1000m to	800m to	600m to	400m to	200m to	Total or	Margin
3rd	10	Missalyssa (0)	2000m	1800m	1600m	1400m	1200m	1000m	800m	600m	400m	200m	WP	Average	
		Position in running (margin)	9(14.6)	9(14.1)	9(15.2)	8(12.6)	7(10.0)	6(7.2)	5(4.9)	5(4.4)	5(3.3)	5(3.6)	3(1.3)		1.80
		Sectional time (s)	15.53	14.91	15.19	15.26	15.48	15.46	15.48	14.24	14.58	14.64	14.91		
		Cumulative time (s)	165.68	150.15	135.24	120.05	104.79	89.31	73.85	58.37	44.13	29.55	14.91	3:19.24	
		Speed (m/s)	12.88	13.41	13.17	13.11	12.92	12.94	12.92	14.04	13.72	13.66	13.41	13.05	
		Stride length (m)	6.03	6.17	6.03	6.14	6.03	6.07	6.02	6.24	6.19	5.74	5.68	5.97	
		Stride duration (s)	0.468	0.460	0.458	0.469	0.466	0.470	0.466	0.444	0.451	0.420	0.423	0.458	
		Stride efficiency (%)	56.89	59.53	56.84	58.92	56.73	57.64	56.59	60.88	59.83	51.48	50.35	55.78	
		Stride count	33.15	32.40	33.16	32.57	33.19	32.93	33.23	32.04	32.32	34.85	35.23	435.19	

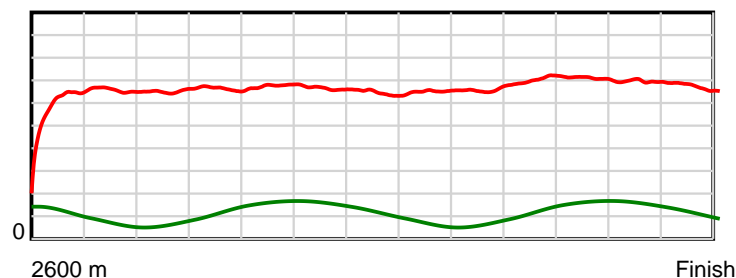
10 m Stride length



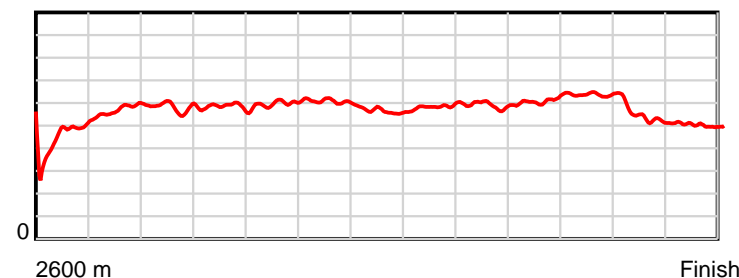
0.6 s Stride duration



20 m/sec Speed



100 % Stride efficiency



Note: Horizontal distance axis grid lines are 200m furlongs.

Disclaimer.

HRNZ and NZMTC and Thoroughbred Ratings Pty Ltd accepts no responsibility for the completeness or accuracy of any of the information contained herein, and makes no representations about its suitability for any particular purpose. Users should make their own judgements about those matters and/or seek independent advice. You assume all risks associated with use of the data provided on this page.



Race Results



November 01, 2021, Race 15, PERFECT PACKAGING LTD HANDICAP TROT, Distance 2600m, Addington - Survey 3200m

Result	TAB no.	Horse (Barrier)	2600 to	2400m to
4th	8	Kahress (12)	2400m	2200m
		Position in running (margin)	-	5(6.0)
		Sectional time (s)	17.19	14.76
		Cumulative time (s)	199.28	182.09
		Speed (m/s)	11.64	13.55
		Stride length (m)	5.64	6.46
		Stride duration (s)	0.486	0.476
		Stride efficiency (%)	49.73	65.12
		Stride count	35.45	30.98

Disclaimer.

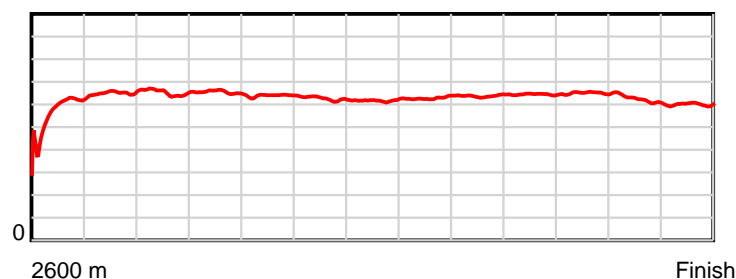
HRNZ and NZMTC and Thoroughbred Ratings Pty Ltd accepts no responsibility for the completeness or accuracy of any of the information contained herein, and makes no representations about its suitability for any particular purpose. Users should make their own judgements about those matters and/or seek independent advice. You assume all risks associated with use of the data provided on this page.

Race Results

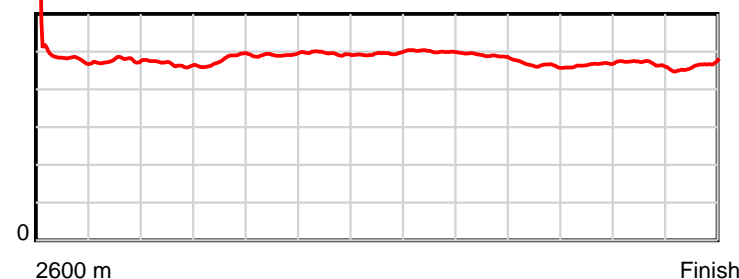
November 01, 2021, Race 15, PERFECT PACKAGING LTD HANDICAP TROT, Distance 2600m, Addington - Survey 3200m

Result	TAB no.	Horse (Barrier)	2200m to	2000m to	1800m to	1600m to	1400m to	1200m to	1000m to	800m to	600m to	400m to	200m to	Total or	Margin
4th	8	Kahress (12)	2000m	1800m	1600m	1400m	1200m	1000m	800m	600m	400m	200m	WP	Average	
		Position in running (margin)	4(6.3)	2(0.9)	1(0.0)	1(0.0)	1(0.0)	1(0.0)	1(0.0)	1(0.0)	1(0.0)	1(0.0)	1(0.0)		2.10
		Sectional time (s)	14.70	14.58	15.62	15.69	15.95	15.85	15.57	14.42	14.52	15.02	15.41		
		Cumulative time (s)	167.33	152.63	138.05	122.43	106.74	90.79	74.94	59.37	44.95	30.43	15.41	3:19.28	
		Speed (m/s)	13.61	13.72	12.80	12.75	12.54	12.62	12.85	13.87	13.77	13.32	12.98	13.05	
		Stride length (m)	6.36	6.58	6.29	6.31	6.21	6.31	6.29	6.44	6.42	6.24	6.02	6.26	
		Stride duration (s)	0.467	0.480	0.491	0.495	0.495	0.500	0.489	0.464	0.466	0.468	0.464	0.480	
		Stride efficiency (%)	63.14	67.58	61.83	62.17	60.25	62.26	61.75	64.84	64.34	60.76	56.57	61.32	
		Stride count	31.46	30.41	31.80	31.71	32.21	31.68	31.82	31.05	31.17	32.07	33.24	415.05	

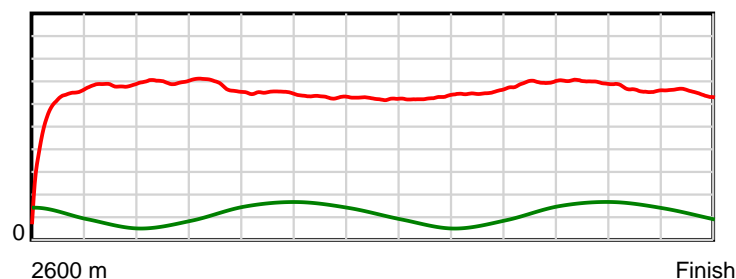
10 m Stride length



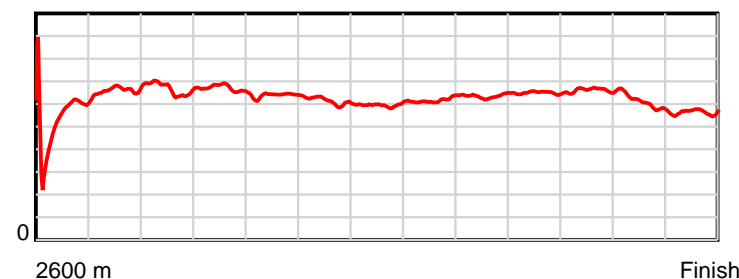
0.5 s Stride duration



20 m/sec Speed



100 % Stride efficiency



Note: Horizontal distance axis grid lines are 200m furlongs.

Disclaimer.

HRNZ and NZMTC and Thoroughbred Ratings Pty Ltd accepts no responsibility for the completeness or accuracy of any of the information contained herein, and makes no representations about its suitability for any particular purpose. Users should make their own judgements about those matters and/or seek independent advice. You assume all risks associated with use of the data provided on this page.



Race Results



November 01, 2021, Race 15, PERFECT PACKAGING LTD HANDICAP TROT, Distance 2600m, Addington - Survey 3200m

Result	TAB no.	Horse (Barrier)	2600 to	2400m to
5th	4	Zsa Zoe (8)	2400m	2200m
		Position in running (margin)	-	4(5.4)
		Sectional time (s)	17.02	14.92
		Cumulative time (s)	200.08	183.06
		Speed (m/s)	11.75	13.40
		Stride length (m)	5.47	6.26
		Stride duration (s)	0.460	0.467
		Stride efficiency (%)	46.81	61.23
		Stride count	36.54	31.95

Disclaimer.

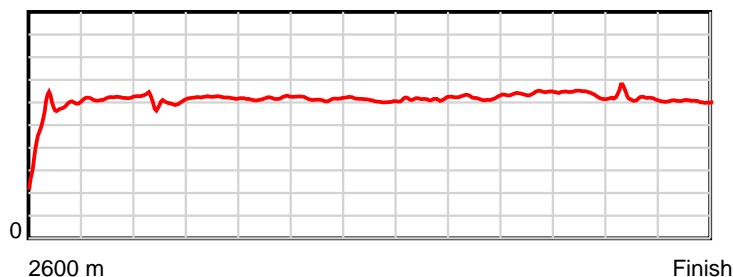
HRNZ and NZMTC and Thoroughbred Ratings Pty Ltd accepts no responsibility for the completeness or accuracy of any of the information contained herein, and makes no representations about its suitability for any particular purpose. Users should make their own judgements about those matters and/or seek independent advice. You assume all risks associated with use of the data provided on this page.

Race Results

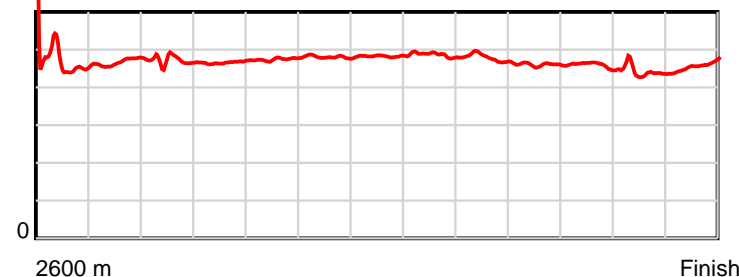
November 01, 2021, Race 15, PERFECT PACKAGING LTD HANDICAP TROT, Distance 2600m, Addington - Survey 3200m

Result	TAB no.	Horse (Barrier)	2200m to	2000m to	1800m to	1600m to	1400m to	1200m to	1000m to	800m to	600m to	400m to	200m to	Total or	Margin
5th	4	Zsa Zoe (8)	2000m	1800m	1600m	1400m	1200m	1000m	800m	600m	400m	200m	WP	Average	
		Position in running (margin)	5(6.7)	5(6.4)	5(7.8)	5(8.1)	5(8.5)	7(8.0)	8(7.2)	8(6.6)	8(6.6)	8(8.2)	6(5.5)		6.50
		Sectional time (s)	15.57	14.95	15.66	15.77	15.86	15.71	15.48	14.42	14.79	14.57	15.36		
		Cumulative time (s)	168.14	152.57	137.62	121.96	106.19	90.33	74.62	59.14	44.72	29.93	15.36	3:20.08	
		Speed (m/s)	12.85	13.38	12.77	12.68	12.61	12.73	12.92	13.87	13.52	13.73	13.02	13.00	
		Stride length (m)	6.02	6.22	6.05	6.09	6.08	6.19	6.18	6.38	6.20	6.02	5.98	6.08	
		Stride duration (s)	0.469	0.465	0.474	0.480	0.482	0.487	0.478	0.460	0.459	0.439	0.459	0.468	
		Stride efficiency (%)	56.69	60.52	57.29	58.02	57.79	59.95	59.76	63.59	60.10	56.70	55.79	57.81	
		Stride count	33.21	32.14	33.03	32.82	32.89	32.29	32.34	31.35	32.25	33.20	33.47	427.48	

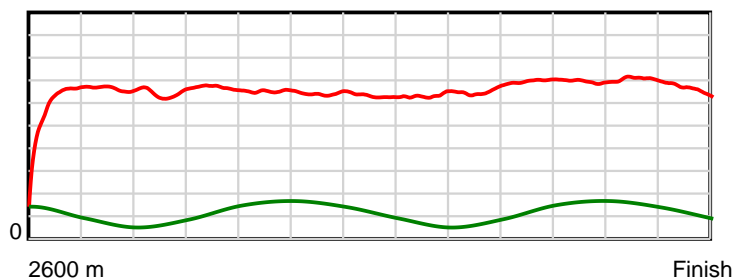
10 m Stride length



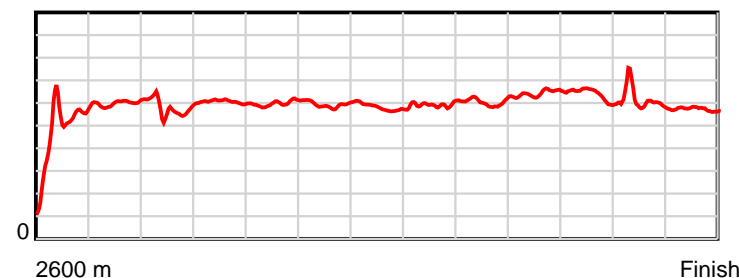
0.6 s Stride duration



20 m/sec Speed



100 % Stride efficiency



Note: Horizontal distance axis grid lines are 200m furlongs.

Disclaimer.

HRNZ and NZMTC and Thoroughbred Ratings Pty Ltd accepts no responsibility for the completeness or accuracy of any of the information contained herein, and makes no representations about its suitability for any particular purpose. Users should make their own judgements about those matters and/or seek independent advice. You assume all risks associated with use of the data provided on this page.



Race Results



November 01, 2021, Race 15, PERFECT PACKAGING LTD HANDICAP TROT, Distance 2600m, Addington - Survey 3200m

Result	TAB no.	Horse (Barrier)	2600 to	2400m to
6th	3	Clyde (7)	2400m	2200m
		Position in running (margin)	-	6(7.7)
		Sectional time (s)	17.51	15.08
		Cumulative time (s)	200.55	183.04
		Speed (m/s)	11.42	13.26
		Stride length (m)	5.33	6.06
		Stride duration (s)	0.458	0.457
		Stride efficiency (%)	44.34	57.36
		Stride count	37.55	33.01

Disclaimer.

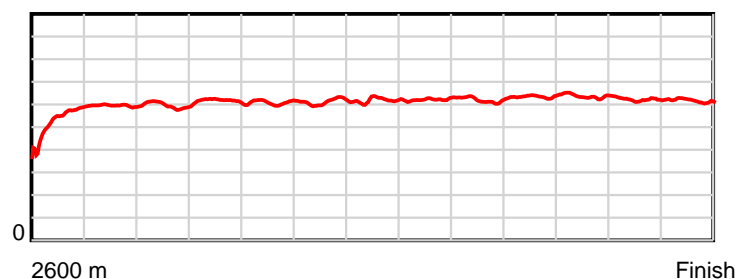
HRNZ and NZMTC and Thoroughbred Ratings Pty Ltd accepts no responsibility for the completeness or accuracy of any of the information contained herein, and makes no representations about its suitability for any particular purpose. Users should make their own judgements about those matters and/or seek independent advice. You assume all risks associated with use of the data provided on this page.

Race Results

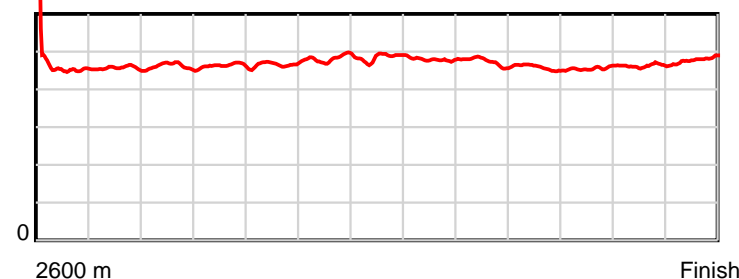
November 01, 2021, Race 15, PERFECT PACKAGING LTD HANDICAP TROT, Distance 2600m, Addington - Survey 3200m

Result	TAB no.	Horse (Barrier)	2200m to	2000m to	1800m to	1600m to	1400m to	1200m to	1000m to	800m to	600m to	400m to	200m to	Total or	Margin
6th	3	Clyde (7)	2000m	1800m	1600m	1400m	1200m	1000m	800m	600m	400m	200m	WP	Average	
		Position in running (margin)	6(9.9)	6(9.9)	6(11.6)	6(11.0)	8(11.4)	8(9.4)	7(6.7)	7(6.2)	7(5.4)	6(6.0)	7(5.8)		9.10
		Sectional time (s)	15.60	15.02	15.51	15.77	15.60	15.41	15.47	14.30	14.62	14.98	15.68		
		Cumulative time (s)	167.96	152.36	137.34	121.83	106.06	90.46	75.05	59.58	45.28	30.66	15.68	3:20.55	
		Speed (m/s)	12.82	13.32	12.89	12.68	12.82	12.98	12.93	13.99	13.68	13.35	12.76	12.96	
		Stride length (m)	5.91	6.17	6.00	6.11	6.21	6.21	6.11	6.39	6.24	6.17	6.11	6.07	
		Stride duration (s)	0.461	0.463	0.466	0.482	0.484	0.478	0.473	0.457	0.456	0.462	0.479	0.468	
		Stride efficiency (%)	54.59	59.43	56.34	58.43	60.25	60.26	58.31	63.77	60.90	59.55	58.34	57.53	
		Stride count	33.84	32.43	33.31	32.71	32.21	32.21	32.74	31.31	32.04	32.40	32.73	428.49	

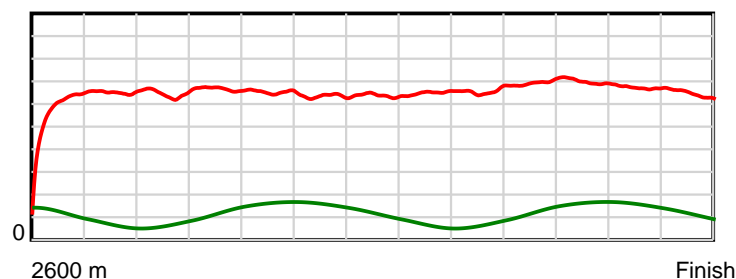
10 m Stride length



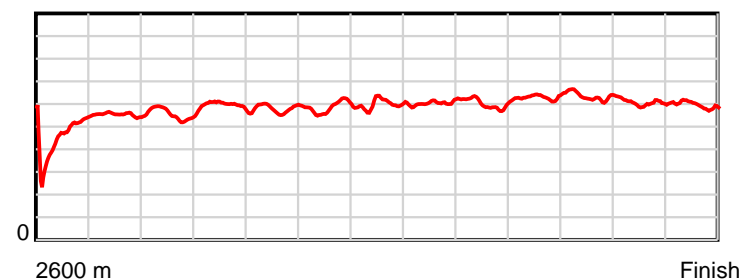
0.6 s Stride duration



20 m/sec Speed



100 % Stride efficiency



Note: Horizontal distance axis grid lines are 200m furlongs.

Disclaimer.

HRNZ and NZMTC and Thoroughbred Ratings Pty Ltd accepts no responsibility for the completeness or accuracy of any of the information contained herein, and makes no representations about its suitability for any particular purpose. Users should make their own judgements about those matters and/or seek independent advice. You assume all risks associated with use of the data provided on this page.



Race Results



November 01, 2021, Race 15, PERFECT PACKAGING LTD HANDICAP TROT, Distance 2600m, Addington - Survey 3200m

Result	TAB no.	Horse (Barrier)	2600 to	2400m to
7th	11	Andoverlov (3)	2400m	2200m
		Position in running (margin)	-	10(15.7)
		Sectional time (s)	18.88	15.02
		Cumulative time (s)	200.59	181.71
		Speed (m/s)	10.60	13.32
		Stride length (m)	5.81	6.37
		Stride duration (s)	0.484	0.479
		Stride efficiency (%)	52.76	63.48
		Stride count	34.42	31.38

Disclaimer.

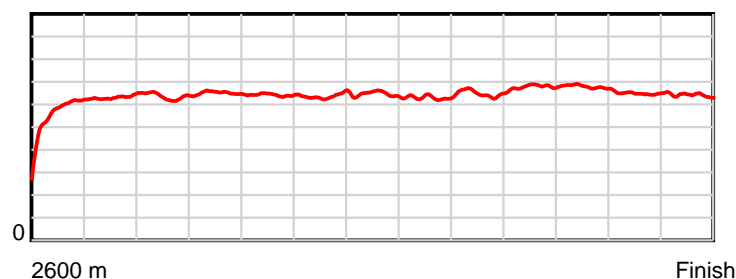
HRNZ and NZMTC and Thoroughbred Ratings Pty Ltd accepts no responsibility for the completeness or accuracy of any of the information contained herein, and makes no representations about its suitability for any particular purpose. Users should make their own judgements about those matters and/or seek independent advice. You assume all risks associated with use of the data provided on this page.

Race Results

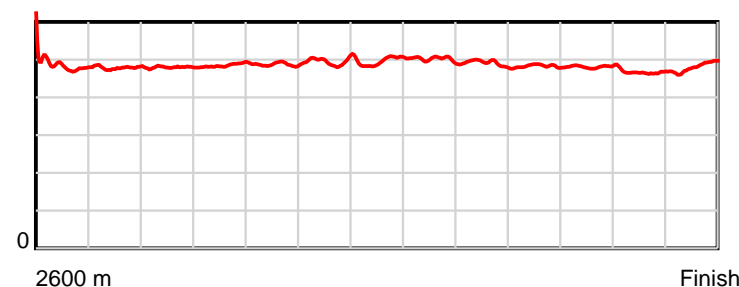
November 01, 2021, Race 15, PERFECT PACKAGING LTD HANDICAP TROT, Distance 2600m, Addington - Survey 3200m

Result	TAB no.	Horse (Barrier)	2200m to	2000m to	1800m to	1600m to	1400m to	1200m to	1000m to	800m to	600m to	400m to	200m to	Total or	Margin
7th	11	Andoverlov (3)	2000m	1800m	1600m	1400m	1200m	1000m	800m	600m	400m	200m	WP	Average	
		Position in running (margin)	10(17.6)	10(15.0)	10(16.0)	10(15.1)	10(15.0)	10(11.3)	10(11.0)	11(10.8)	11(9.8)	10(11.1)	9(9.2)		9.30
		Sectional time (s)	15.18	14.89	15.47	15.67	15.34	15.79	15.53	14.25	14.75	14.71	15.11		
		Cumulative time (s)	166.69	151.51	136.62	121.15	105.48	90.14	74.35	58.82	44.57	29.82	15.11	3:20.59	
		Speed (m/s)	13.18	13.43	12.93	12.76	13.04	12.67	12.88	14.04	13.56	13.60	13.24	12.96	
		Stride length (m)	6.31	6.52	6.29	6.35	6.45	6.35	6.31	6.78	6.53	6.32	6.40	6.36	
		Stride duration (s)	0.479	0.485	0.487	0.497	0.495	0.502	0.490	0.483	0.482	0.465	0.483	0.491	
		Stride efficiency (%)	62.21	66.36	61.85	62.95	65.09	63.07	62.30	71.77	66.71	62.45	63.91	63.25	
		Stride count	31.70	30.69	31.79	31.51	30.99	31.48	31.68	29.51	30.61	31.64	31.27	408.67	

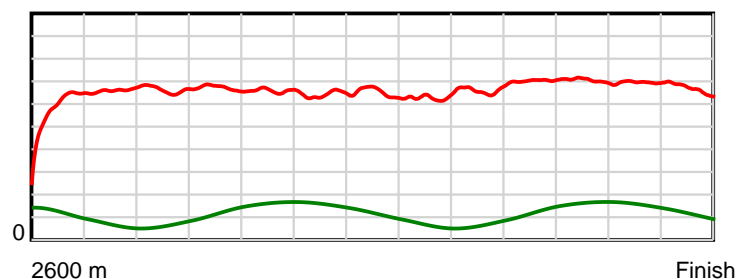
10 m Stride length



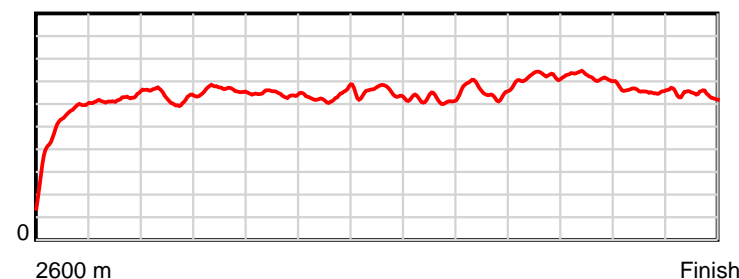
0.6 s Stride duration



20 m/sec Speed



100 % Stride efficiency



Note: Horizontal distance axis grid lines are 200m furlongs.

Disclaimer.

HRNZ and NZMTC and Thoroughbred Ratings Pty Ltd accepts no responsibility for the completeness or accuracy of any of the information contained herein, and makes no representations about its suitability for any particular purpose. Users should make their own judgements about those matters and/or seek independent advice. You assume all risks associated with use of the data provided on this page.



Race Results



November 01, 2021, Race 15, PERFECT PACKAGING LTD HANDICAP TROT, Distance 2600m, Addington - Survey 3200m

Result	TAB no.	Horse (Barrier)	2600 to	2400m to
8th	9	Sioux Princess (2)	2400m	2200m
		Position in running (margin)	-	7(10.1)
		Sectional time (s)	17.79	15.02
		Cumulative time (s)	201.24	183.45
		Speed (m/s)	11.24	13.32
		Stride length (m)	5.41	5.87
		Stride duration (s)	0.434	0.441
		Stride efficiency (%)	45.82	53.86
		Stride count	36.93	34.07

Disclaimer.

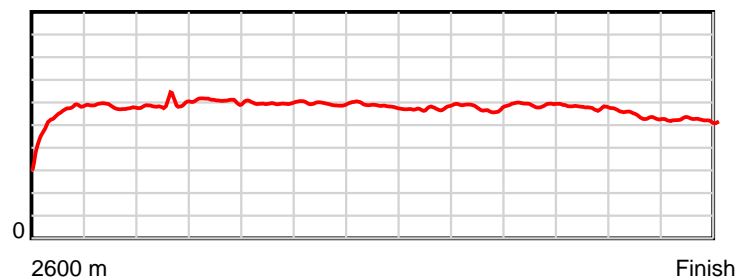
HRNZ and NZMTC and Thoroughbred Ratings Pty Ltd accepts no responsibility for the completeness or accuracy of any of the information contained herein, and makes no representations about its suitability for any particular purpose. Users should make their own judgements about those matters and/or seek independent advice. You assume all risks associated with use of the data provided on this page.

Race Results

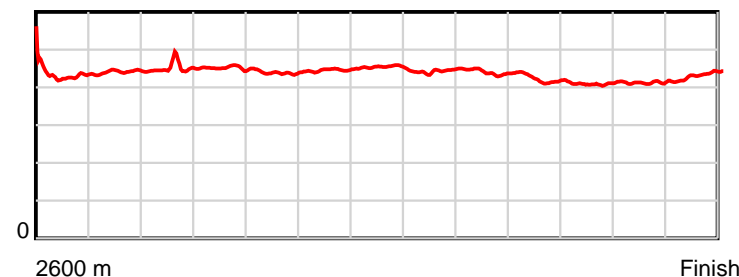
November 01, 2021, Race 15, PERFECT PACKAGING LTD HANDICAP TROT, Distance 2600m, Addington - Survey 3200m

Result	TAB no.	Horse (Barrier)	2200m to	2000m to	1800m to	1600m to	1400m to	1200m to	1000m to	800m to	600m to	400m to	200m to	Total or	Margin
8th	9	Sioux Princess (2)	2000m	1800m	1600m	1400m	1200m	1000m	800m	600m	400m	200m	WP	Average	
		Position in running (margin)	7(12.0)	7(11.8)	7(12.9)	7(11.3)	6(8.6)	5(6.0)	3(2.6)	3(2.8)	3(2.0)	3(2.2)	5(4.2)		12.90
		Sectional time (s)	15.57	14.91	15.36	15.24	15.51	15.28	15.60	14.30	14.55	15.36	16.75		
		Cumulative time (s)	168.43	152.86	137.95	122.59	107.35	91.84	76.56	60.96	46.66	32.11	16.75	3:21.24	
		Speed (m/s)	12.85	13.41	13.02	13.12	12.89	13.09	12.82	13.99	13.75	13.02	11.94	12.92	
		Stride length (m)	5.76	6.06	5.72	5.85	5.85	5.80	5.64	5.90	5.63	5.37	5.17	5.69	
		Stride duration (s)	0.448	0.452	0.439	0.446	0.454	0.443	0.440	0.422	0.410	0.412	0.433	0.440	
		Stride efficiency (%)	51.82	57.41	51.14	53.47	53.54	52.57	49.75	54.46	49.51	45.09	41.70	50.50	
		Stride count	34.73	33.00	34.96	34.19	34.17	34.48	35.45	33.88	35.53	37.23	38.72	457.34	

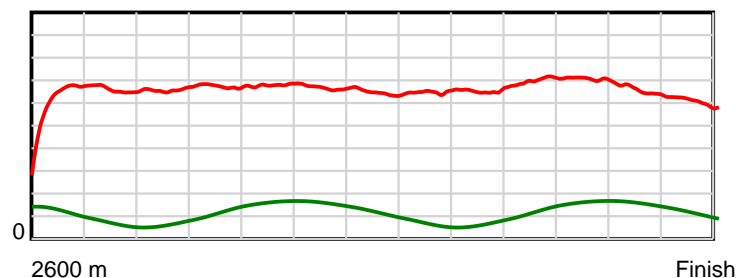
10 m Stride length



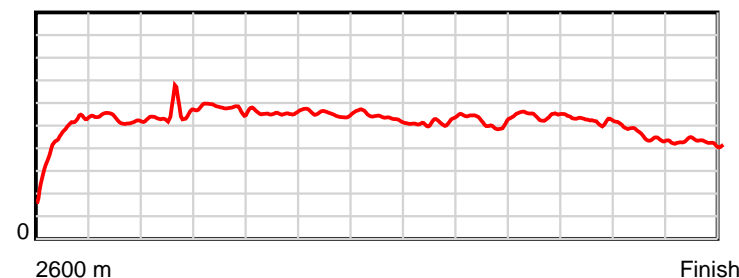
0.6 s Stride duration



20 m/sec Speed



100 % Stride efficiency



Note: Horizontal distance axis grid lines are 200m furlongs.

Disclaimer.

HRNZ and NZMTC and Thoroughbred Ratings Pty Ltd accepts no responsibility for the completeness or accuracy of any of the information contained herein, and makes no representations about its suitability for any particular purpose. Users should make their own judgements about those matters and/or seek independent advice. You assume all risks associated with use of the data provided on this page.



Race Results



November 01, 2021, Race 15, PERFECT PACKAGING LTD HANDICAP TROT, Distance 2600m, Addington - Survey 3200m

Result	TAB no.	Horse (Barrier)	2600 to	2400m to
9th	6	Milliondollarm... (10)	2400m	2200m
		Position in running (margin)	-	2(0.9)
		Sectional time (s)	16.44	15.30
		Cumulative time (s)	201.34	184.90
		Speed (m/s)	12.17	13.07
		Stride length (m)	5.27	5.96
		Stride duration (s)	0.428	0.456
		Stride efficiency (%)	43.39	55.46
		Stride count	37.96	33.57

Disclaimer.

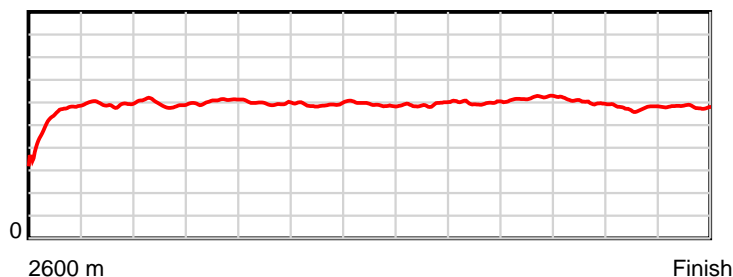
HRNZ and NZMTC and Thoroughbred Ratings Pty Ltd accepts no responsibility for the completeness or accuracy of any of the information contained herein, and makes no representations about its suitability for any particular purpose. Users should make their own judgements about those matters and/or seek independent advice. You assume all risks associated with use of the data provided on this page.

Race Results

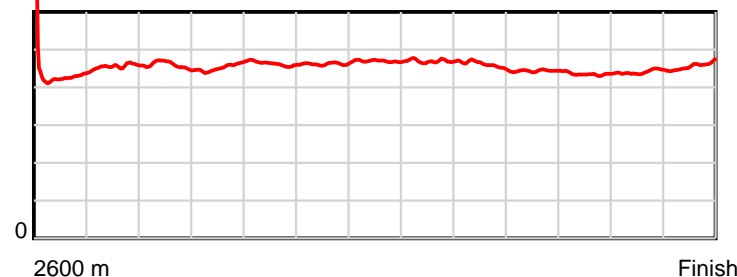
November 01, 2021, Race 15, PERFECT PACKAGING LTD HANDICAP TROT, Distance 2600m, Addington - Survey 3200m

Result	TAB no.	Horse (Barrier)	2200m to	2000m to	1800m to	1600m to	1400m to	1200m to	1000m to	800m to	600m to	400m to	200m to	Total or	Margin
9th	6	Milliondollarm... (10)	2000m	1800m	1600m	1400m	1200m	1000m	800m	600m	400m	200m	WP	Average	
		Position in running (margin)	3(4.5)	4(4.3)	4(5.3)	4(6.9)	4(6.4)	4(5.9)	6(4.9)	6(4.6)	6(4.7)	7(7.2)	8(9.2)		13.50
		Sectional time (s)	15.59	14.89	15.87	15.61	15.86	15.69	15.52	14.44	14.93	15.36	15.84		
		Cumulative time (s)	169.60	154.01	139.12	123.25	107.64	91.78	76.09	60.57	46.13	31.20	15.84	3:21.34	
		Speed (m/s)	12.83	13.43	12.60	12.81	12.61	12.75	12.89	13.85	13.40	13.02	12.63	12.91	
		Stride length (m)	5.89	6.08	5.82	5.92	5.92	5.99	5.93	6.14	5.83	5.75	5.79	5.86	
		Stride duration (s)	0.459	0.453	0.462	0.462	0.470	0.470	0.460	0.443	0.435	0.441	0.459	0.454	
		Stride efficiency (%)	54.19	57.85	52.99	54.82	54.83	56.01	54.91	58.93	53.12	51.59	52.35	53.68	
		Stride count	33.96	32.87	34.34	33.77	33.76	33.41	33.74	32.57	34.30	34.81	34.55	443.61	

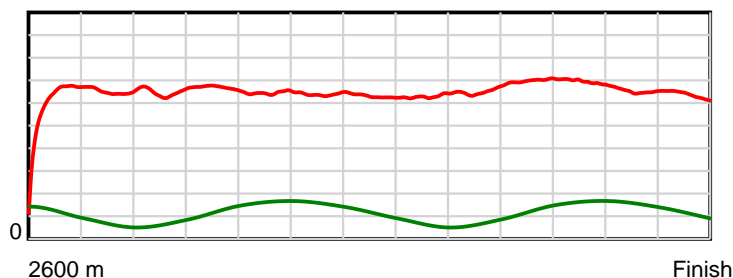
10 m Stride length



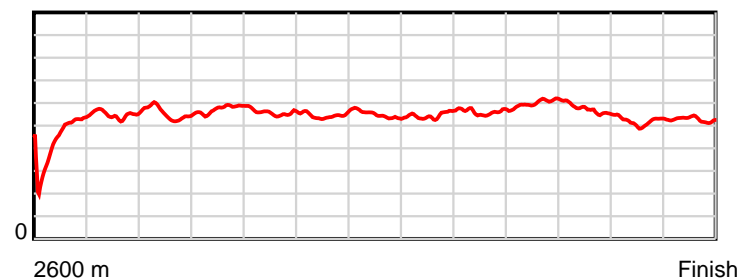
0.6 s Stride duration



20 m/sec Speed



100 % Stride efficiency



Note: Horizontal distance axis grid lines are 200m furlongs.

Disclaimer.

HRNZ and NZMTC and Thoroughbred Ratings Pty Ltd accepts no responsibility for the completeness or accuracy of any of the information contained herein, and makes no representations about its suitability for any particular purpose. Users should make their own judgements about those matters and/or seek independent advice. You assume all risks associated with use of the data provided on this page.



Race Results



November 01, 2021, Race 15, PERFECT PACKAGING LTD HANDICAP TROT, Distance 2600m, Addington - Survey 3200m

Result	TAB no.	Horse (Barrier)	2600 to	2400m to
10th	2	Escargo (5)	2400m	2200m
		Position in running (margin)	-	9(14.4)
		Sectional time (s)	18.67	14.65
		Cumulative time (s)	201.72	183.05
		Speed (m/s)	10.71	13.65
		Stride length (m)	4.74	5.94
		Stride duration (s)	0.438	0.435
		Stride efficiency (%)	35.11	55.19
		Stride count	42.19	33.65

Disclaimer.

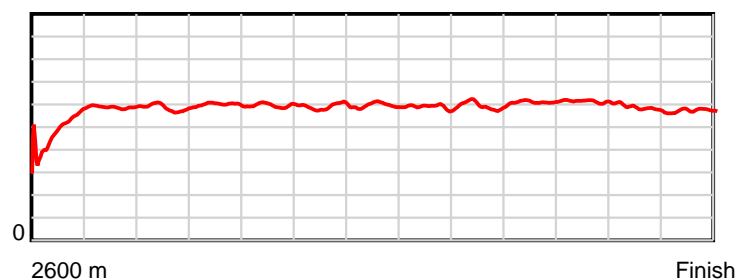
HRNZ and NZMTC and Thoroughbred Ratings Pty Ltd accepts no responsibility for the completeness or accuracy of any of the information contained herein, and makes no representations about its suitability for any particular purpose. Users should make their own judgements about those matters and/or seek independent advice. You assume all risks associated with use of the data provided on this page.

Race Results

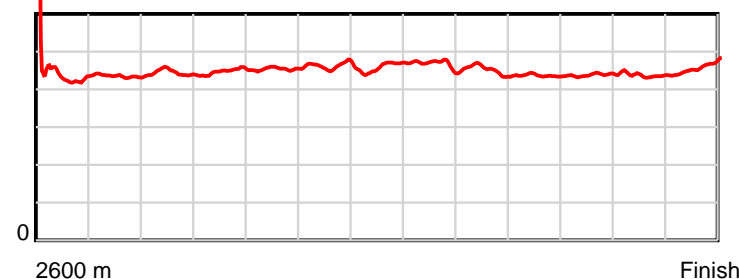
November 01, 2021, Race 15, PERFECT PACKAGING LTD HANDICAP TROT, Distance 2600m, Addington - Survey 3200m

Result	TAB no.	Horse (Barrier)	2200m to	2000m to	1800m to	1600m to	1400m to	1200m to	1000m to	800m to	600m to	400m to	200m to	Total or	Margin
10th	2	Escargo (5)	2000m	1800m	1600m	1400m	1200m	1000m	800m	600m	400m	200m	WP	Average	
		Position in running (margin)	8(14.0)	8(12.4)	8(13.7)	9(13.2)	9(13.7)	9(10.0)	9(8.7)	9(8.6)	9(7.5)	9(9.0)	10(10.6)		15.60
		Sectional time (s)	15.35	14.94	15.54	15.77	15.34	15.64	15.54	14.24	14.78	15.28	15.98		
		Cumulative time (s)	168.40	153.05	138.11	122.57	106.80	91.46	75.82	60.28	46.04	31.26	15.98	3:21.72	
		Speed (m/s)	13.03	13.39	12.87	12.68	13.04	12.79	12.87	14.04	13.53	13.09	12.52	12.89	
		Stride length (m)	5.79	5.99	5.82	5.87	5.98	5.98	5.80	6.14	5.92	5.72	5.75	5.78	
		Stride duration (s)	0.444	0.447	0.452	0.463	0.459	0.468	0.451	0.437	0.438	0.437	0.459	0.449	
		Stride efficiency (%)	52.33	56.01	52.97	53.93	55.96	55.91	52.63	58.82	54.86	51.18	51.59	52.25	
		Stride count	34.56	33.41	34.35	34.04	33.42	33.44	34.46	32.60	33.76	34.95	34.81	449.64	

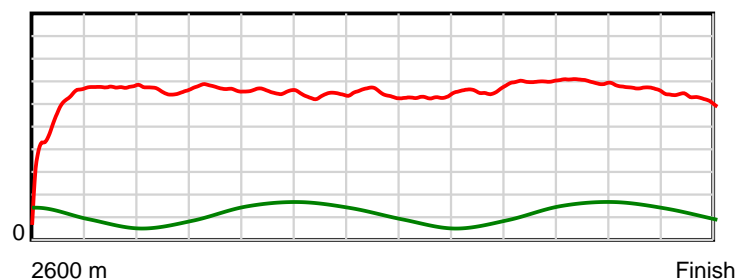
10 m Stride length



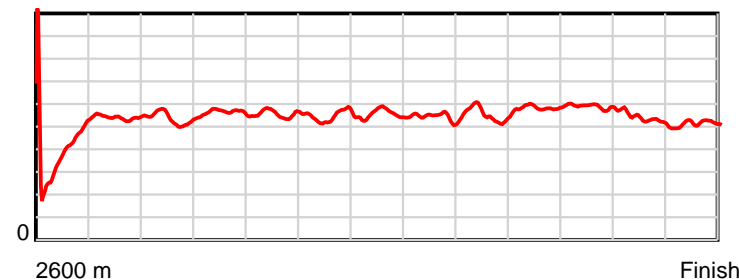
0.5 s Stride duration



20 m/sec Speed



100 % Stride efficiency



Note: Horizontal distance axis grid lines are 200m furlongs.

Disclaimer.

HRNZ and NZMTC and Thoroughbred Ratings Pty Ltd accepts no responsibility for the completeness or accuracy of any of the information contained herein, and makes no representations about its suitability for any particular purpose. Users should make their own judgements about those matters and/or seek independent advice. You assume all risks associated with use of the data provided on this page.



Race Results



November 01, 2021, Race 15, PERFECT PACKAGING LTD HANDICAP TROT, Distance 2600m, Addington - Survey 3200m

Result	TAB no.	Horse (Barrier)	2600 to 2400m	2400m to 2200m
11th	14	Woodstone (1)		
		Position in running (margin)	-	12(28.6)
		Sectional time (s)	21.17	15.12
		Cumulative time (s)	203.57	182.40
		Speed (m/s)	9.45	13.23
		Stride length (m)	5.70	6.14
		Stride duration (s)	0.469	0.464
		Stride efficiency (%)	50.69	58.86
		Stride count	35.11	32.59

Disclaimer.

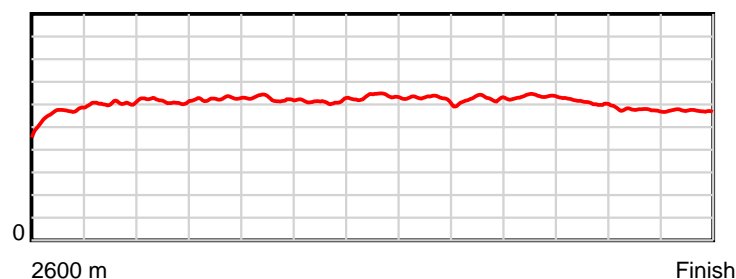
HRNZ and NZMTC and Thoroughbred Ratings Pty Ltd accepts no responsibility for the completeness or accuracy of any of the information contained herein, and makes no representations about its suitability for any particular purpose. Users should make their own judgements about those matters and/or seek independent advice. You assume all risks associated with use of the data provided on this page.

Race Results

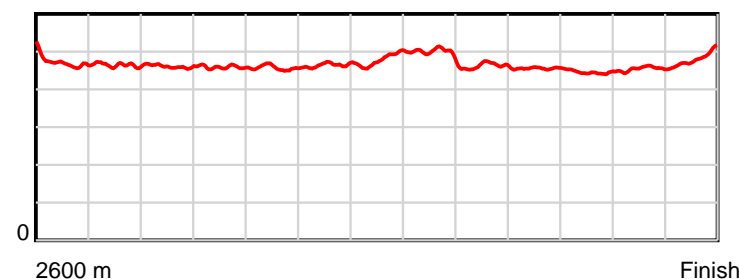
November 01, 2021, Race 15, PERFECT PACKAGING LTD HANDICAP TROT, Distance 2600m, Addington - Survey 3200m

Result	TAB no.	Horse (Barrier)	2200m to	2000m to	1800m to	1600m to	1400m to	1200m to	1000m to	800m to	600m to	400m to	200m to	Total or	Margin
11th	14	Woodstone (1)	2000m	1800m	1600m	1400m	1200m	1000m	800m	600m	400m	200m	WP	Average	
		Position in running (margin)	11(31.2)	11(27.7)	11(27.3)	11(22.5)	11(18.6)	11(13.8)	11(13.3)	10(9.6)	10(9.2)	11(11.3)	11(16.3)		25.90
		Sectional time (s)	15.04	14.65	14.81	15.05	15.14	15.77	14.95	14.36	14.86	15.86	16.79		
		Cumulative time (s)	167.28	152.24	137.59	122.78	107.73	92.59	76.82	61.87	47.51	32.65	16.79	3:23.57	
		Speed (m/s)	13.30	13.65	13.50	13.29	13.21	12.68	13.38	13.93	13.46	12.61	11.91	12.77	
		Stride length (m)	6.12	6.27	6.16	6.17	6.33	6.32	6.18	6.35	5.99	5.73	5.75	6.08	
		Stride duration (s)	0.460	0.459	0.456	0.464	0.479	0.499	0.462	0.456	0.445	0.454	0.483	0.476	
		Stride efficiency (%)	58.47	61.39	59.36	59.44	62.61	62.47	59.66	62.95	56.06	51.28	51.69	57.84	
		Stride count	32.70	31.91	32.45	32.43	31.60	31.63	32.37	31.51	33.39	34.91	34.77	427.37	

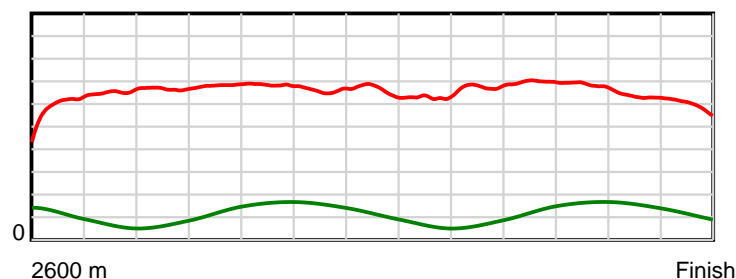
10 m Stride length



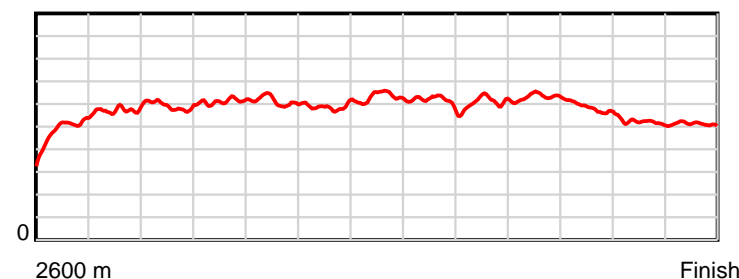
0.6 s Stride duration



20 m/sec Speed



100 % Stride efficiency



Note: Horizontal distance axis grid lines are 200m furlongs.

Disclaimer.

HRNZ and NZMTC and Thoroughbred Ratings Pty Ltd accepts no responsibility for the completeness or accuracy of any of the information contained herein, and makes no representations about its suitability for any particular purpose. Users should make their own judgements about those matters and/or seek independent advice. You assume all risks associated with use of the data provided on this page.



Race Results



November 01, 2021, Race 15, PERFECT PACKAGING LTD HANDICAP TROT, Distance 2600m, Addington - Survey 3200m

Result	TAB no.	Horse (Barrier)	2600 to	2400m to
12th	1	Sods Law (4)	2400m	2200m
		Position in running (margin)	-	13(43.3)
		Sectional time (s)	23.42	15.32
		Cumulative time (s)	208.60	185.18
		Speed (m/s)	8.54	13.05
		Stride length (m)	4.25	6.19
		Stride duration (s)	0.487	0.474
		Stride efficiency (%)	28.28	59.96
		Stride count	47.02	32.29

Disclaimer.

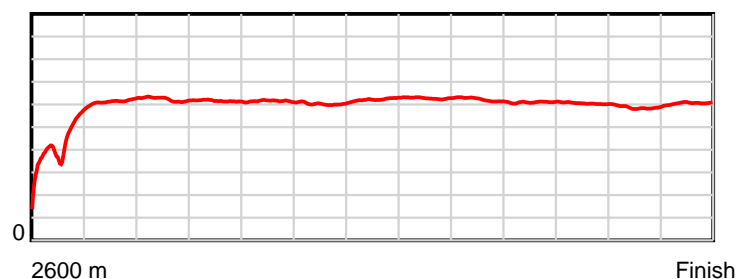
HRNZ and NZMTC and Thoroughbred Ratings Pty Ltd accepts no responsibility for the completeness or accuracy of any of the information contained herein, and makes no representations about its suitability for any particular purpose. Users should make their own judgements about those matters and/or seek independent advice. You assume all risks associated with use of the data provided on this page.

Race Results

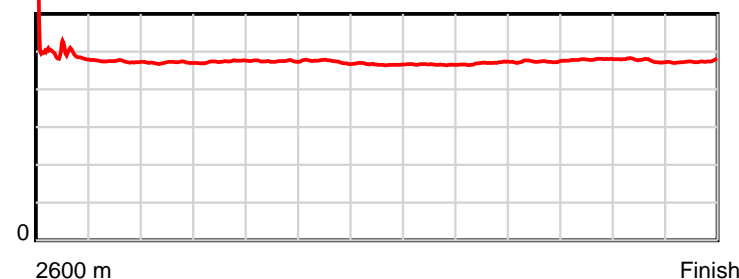
November 01, 2021, Race 15, PERFECT PACKAGING LTD HANDICAP TROT, Distance 2600m, Addington - Survey 3200m

Result	TAB no.	Horse (Barrier)	2200m to	2000m to	1800m to	1600m to	1400m to	1200m to	1000m to	800m to	600m to	400m to	200m to	Total or	Margin
12th	1	Sods Law (4)	2000m	1800m	1600m	1400m	1200m	1000m	800m	600m	400m	200m	WP	Average	
		Position in running (margin)	12(47.0)	12(44.9)	12(49.1)	12(48.6)	12(47.9)	12(41.9)	12(34.9)	12(32.9)	12(39.1)	12(47.8)	12(53.9)		53.80
		Sectional time (s)	15.28	15.42	15.53	15.58	14.94	14.70	15.23	15.46	15.97	16.03	15.72		
		Cumulative time (s)	169.86	154.58	139.16	123.63	108.05	93.11	78.41	63.18	47.72	31.75	15.72	3:28.60	
		Speed (m/s)	13.09	12.97	12.88	12.84	13.39	13.61	13.13	12.94	12.52	12.48	12.72	12.46	
		Stride length (m)	6.16	6.14	6.11	6.09	6.24	6.34	6.17	6.13	6.00	5.95	6.04	5.93	
		Stride duration (s)	0.471	0.474	0.475	0.474	0.466	0.466	0.470	0.474	0.479	0.477	0.474	0.476	
		Stride efficiency (%)	59.36	58.99	58.37	57.88	60.87	62.75	59.46	58.68	56.22	55.36	56.93	54.91	
		Stride count	32.45	32.55	32.72	32.86	32.04	31.56	32.42	32.64	33.34	33.60	33.13	438.62	

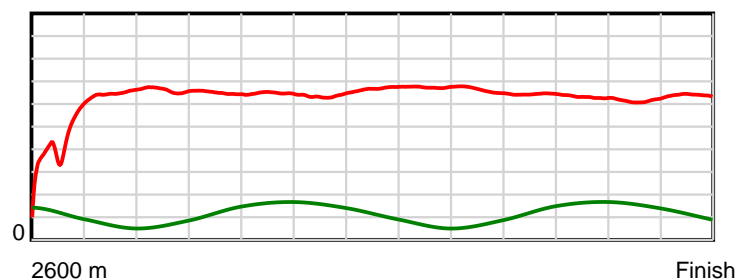
10 m Stride length



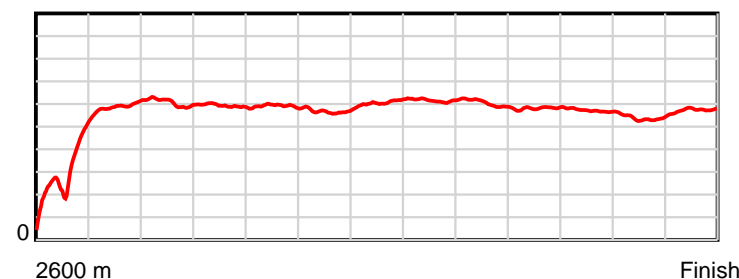
0.6 s Stride duration



20 m/sec Speed



100 % Stride efficiency



Note: Horizontal distance axis grid lines are 200m furlongs.

Disclaimer.

HRNZ and NZMTC and Thoroughbred Ratings Pty Ltd accepts no responsibility for the completeness or accuracy of any of the information contained herein, and makes no representations about its suitability for any particular purpose. Users should make their own judgements about those matters and/or seek independent advice. You assume all risks associated with use of the data provided on this page.



Race Results



November 01, 2021, Race 15, PERFECT PACKAGING LTD HANDICAP TROT, Distance 2600m, Addington - Survey 3200m

Result	TAB no.	Horse (Barrier)	2600 to	2400m to
13th	13	Springbank Mas... (6)	2400m	2200m
		Position in running (margin)	-	11(15.7)
		Sectional time (s)	18.81	22.83
		Cumulative time (s)	219.88	201.07
		Speed (m/s)	10.63	8.76
		Stride length (m)	4.97	4.25
		Stride duration (s)	0.423	0.485
		Stride efficiency (%)	38.65	28.19
		Stride count	40.21	47.09

Disclaimer.

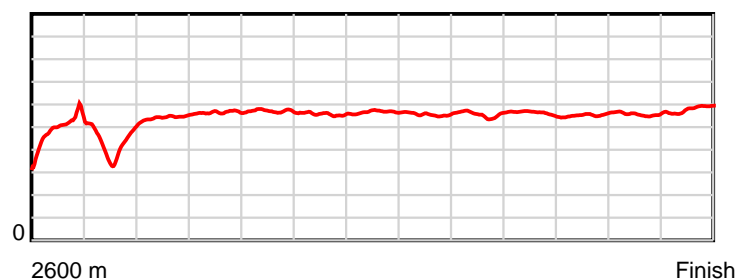
HRNZ and NZMTC and Thoroughbred Ratings Pty Ltd accepts no responsibility for the completeness or accuracy of any of the information contained herein, and makes no representations about its suitability for any particular purpose. Users should make their own judgements about those matters and/or seek independent advice. You assume all risks associated with use of the data provided on this page.

Race Results

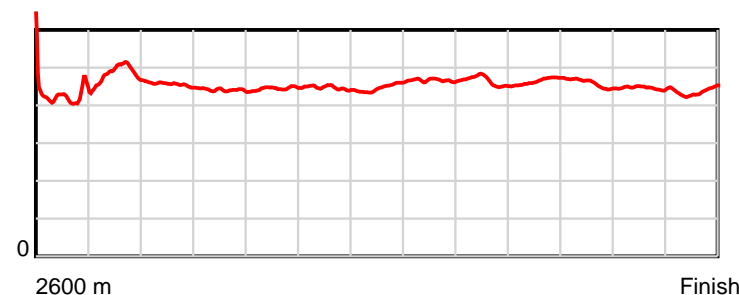
November 01, 2021, Race 15, PERFECT PACKAGING LTD HANDICAP TROT, Distance 2600m, Addington - Survey 3200m

Result	TAB no.	Horse (Barrier)	2200m to	2000m to	1800m to	1600m to	1400m to	1200m to	1000m to	800m to	600m to	400m to	200m to	Total or	Margin
13th	13	Springbank Mas... (6)	2000m	1800m	1600m	1400m	1200m	1000m	800m	600m	400m	200m	WP	Average	
		Position in running (margin)	13(64.4)	13(72.1)	13(76.7)	13(79.0)	13(81.0)	13(80.8)	13(84.8)	13(92.0)	13(104.8)	13(118.8)	13(124.8)		116.50
		Sectional time (s)	16.90	15.49	16.01	16.03	15.90	16.52	16.78	16.55	16.85	16.02	15.19		
		Cumulative time (s)	178.24	161.34	145.85	129.84	113.81	97.91	81.39	64.61	48.06	31.21	15.19	3:39.88	
		Speed (m/s)	11.83	12.91	12.49	12.48	12.58	12.11	11.92	12.08	11.87	12.48	13.17	11.82	
		Stride length (m)	5.39	5.68	5.57	5.56	5.65	5.65	5.53	5.62	5.42	5.57	5.75	5.40	
		Stride duration (s)	0.456	0.440	0.445	0.446	0.449	0.466	0.464	0.465	0.457	0.446	0.437	0.457	
		Stride efficiency (%)	45.46	50.46	48.41	48.36	49.80	49.83	47.73	49.41	45.97	48.47	51.72	45.54	
		Stride count	37.08	35.20	35.93	35.95	35.43	35.42	36.19	35.57	36.87	35.91	34.76	481.61	

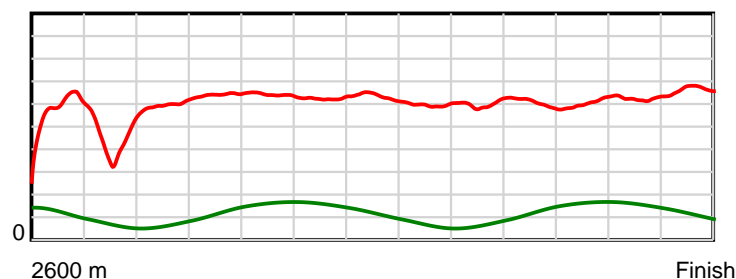
10 m Stride length



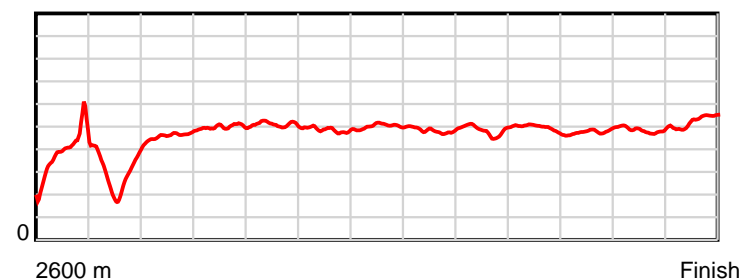
0.6 s Stride duration



20 m/sec Speed



100 % Stride efficiency



Note: Horizontal distance axis grid lines are 200m furlongs.

Disclaimer.

HRNZ and NZMTC and Thoroughbred Ratings Pty Ltd accepts no responsibility for the completeness or accuracy of any of the information contained herein, and makes no representations about its suitability for any particular purpose. Users should make their own judgements about those matters and/or seek independent advice. You assume all risks associated with use of the data provided on this page.