



Race Results

Kaikoura Trotting Club Inc, HRNZ, November 01, 2021

Compilation date: November 1, 2021, 6:48:24 PM (NZDT)

Copyright © 2021 HRNZ and NZMTC. All rights reserved.

Trademarks.

StrideMASTER is a registered trademark of Thoroughbred Ratings Pty Ltd.

Disclaimer.

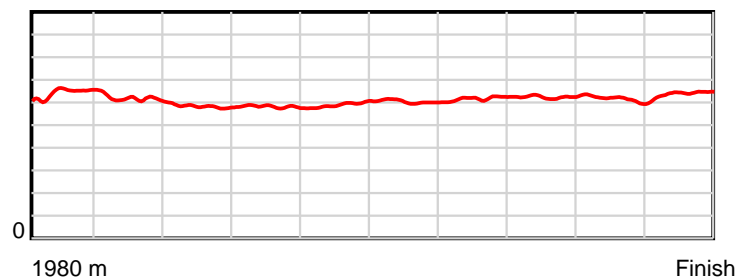
HRNZ and NZMTC and Thoroughbred Ratings Pty Ltd accepts no responsibility for the completeness or accuracy of any of the information contained herein, and makes no representations about its suitability for any particular purpose. Users should make their own judgements about those matters and/or seek independent advice. You assume all risks associated with use of the data provided on this page.

Race Results

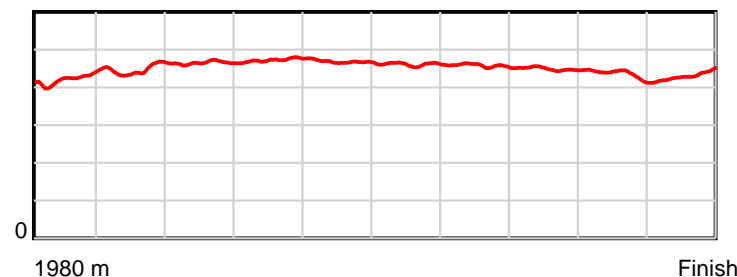
November 01, 2021, Race 16, ROAD METALS/KIWI CONCRETE MOBILE PACE, Distance 1980m, Addington - Survey 1980m

Result	TAB no.	Horse (Barrier)	1980 to	1800m to	1600m to	1400m to	1200m to	1000m to	800m to	600m to	400m to	200m to	Total or	Margin
1st	2	True Fantasy (2)	1800m	1600m	1400m	1200m	1000m	800m	600m	400m	200m	WP	Average	
		Position in running (margin)	-	2(1.9)	1(0.0)	1(0.0)	1(0.0)	1(0.0)	1(0.0)	1(0.0)	1(0.0)	1(0.0)		0.00
		Sectional time (s)	11.80	15.10	15.91	16.30	15.65	15.57	14.80	14.72	14.01	13.65		
		Cumulative time (s)	147.51	135.71	120.61	104.70	88.40	72.75	57.18	42.38	27.66	13.65	2:27.51	
		Speed (m/s)	15.26	13.25	12.57	12.27	12.78	12.85	13.51	13.59	14.28	14.65	13.42	
		Stride length (m)	6.43	5.93	5.85	5.80	5.98	5.92	6.18	6.10	6.20	6.35	6.06	
		Stride duration (s)	0.422	0.448	0.465	0.473	0.468	0.461	0.458	0.449	0.434	0.433	0.452	
		Stride efficiency (%)	64.69	55.04	53.44	52.59	55.80	54.84	59.74	58.17	60.02	62.93	57.46	
		Stride count	27.98	33.70	34.20	34.48	33.47	33.76	32.35	32.78	32.27	31.52	326.51	

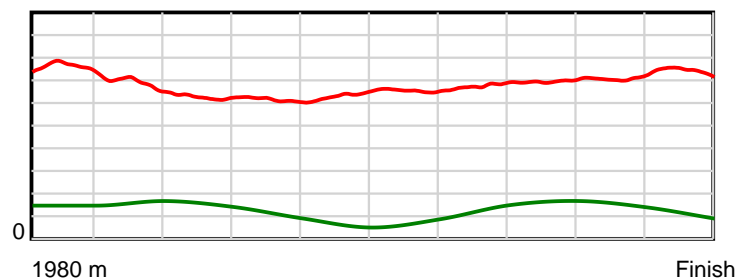
10 m Stride length



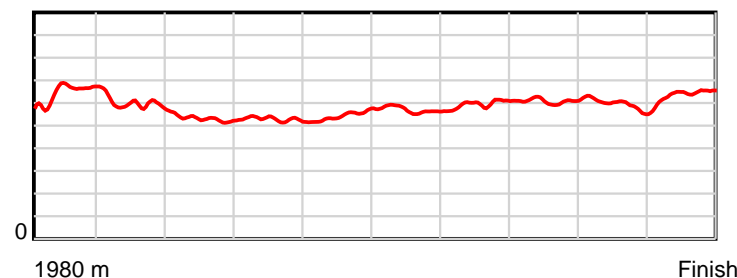
0.6 s Stride duration



20 m/sec Speed



100 % Stride efficiency



Note: Horizontal distance axis grid lines are 200m furlongs.

Disclaimer.

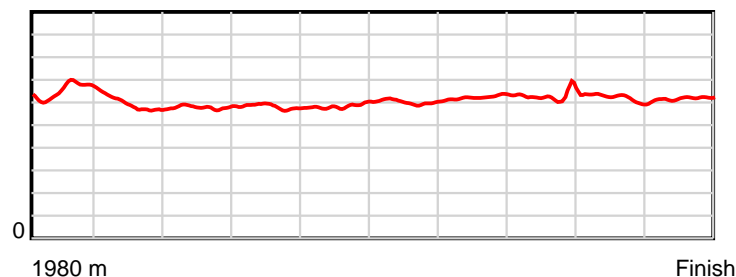
HRNZ and NZMTC and Thoroughbred Ratings Pty Ltd accepts no responsibility for the completeness or accuracy of any of the information contained herein, and makes no representations about its suitability for any particular purpose. Users should make their own judgements about those matters and/or seek independent advice. You assume all risks associated with use of the data provided on this page.

Race Results

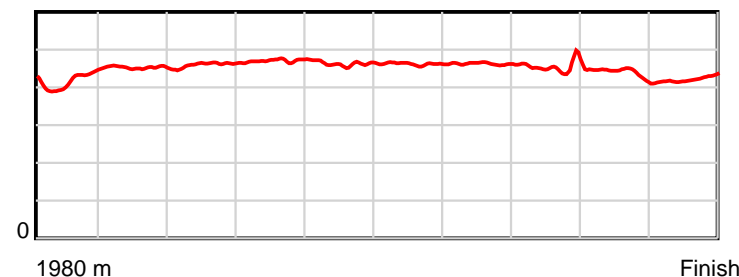
November 01, 2021, Race 16, ROAD METALS/KIWI CONCRETE MOBILE PACE, Distance 1980m, Addington - Survey 1980m

Result	TAB no.	Horse (Barrier)	1980 to	1800m to	1600m to	1400m to	1200m to	1000m to	800m to	600m to	400m to	200m to	Total or	Margin
2nd	6	Suzie Rocks (6)	1800m	1600m	1400m	1200m	1000m	800m	600m	400m	200m	WP	Average	
		Position in running (margin)	-	1(0.0)	2(2.3)	3(2.0)	3(1.8)	3(2.1)	3(2.0)	3(2.0)	3(2.2)	2(1.9)		2.20
		Sectional time (s)	11.58	15.80	15.86	16.26	15.72	15.55	14.80	14.75	13.95	13.63		
		Cumulative time (s)	147.90	136.32	120.52	104.66	88.40	72.68	57.13	42.33	27.58	13.63	2:27.90	
		Speed (m/s)	15.55	12.66	12.61	12.30	12.72	12.86	13.51	13.56	14.34	14.67	13.39	
		Stride length (m)	6.54	5.73	5.81	5.79	5.89	5.94	6.25	6.14	6.27	6.22	6.04	
		Stride duration (s)	0.417	0.453	0.460	0.471	0.463	0.462	0.463	0.453	0.437	0.423	0.451	
		Stride efficiency (%)	66.84	51.28	52.70	52.32	54.14	55.15	61.07	58.86	61.44	60.36	57.03	
		Stride count	27.52	34.91	34.44	34.57	33.98	33.67	31.99	32.59	31.90	32.18	327.75	

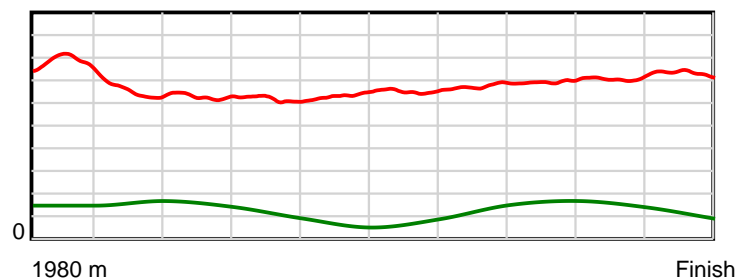
10 m Stride length



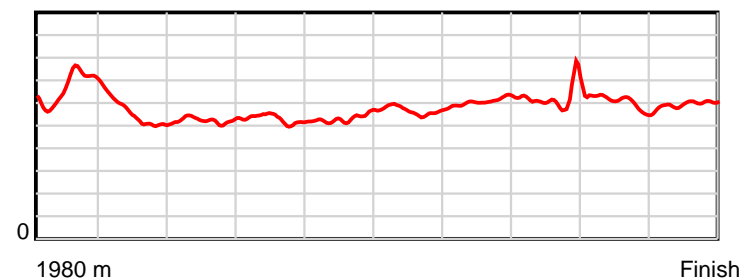
0.6 s Stride duration



20 m/sec Speed



100 % Stride efficiency



Note: Horizontal distance axis grid lines are 200m furlongs.

Disclaimer.

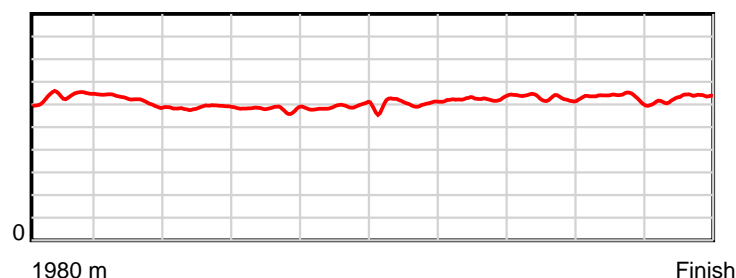
HRNZ and NZMTC and Thoroughbred Ratings Pty Ltd accepts no responsibility for the completeness or accuracy of any of the information contained herein, and makes no representations about its suitability for any particular purpose. Users should make their own judgements about those matters and/or seek independent advice. You assume all risks associated with use of the data provided on this page.

Race Results

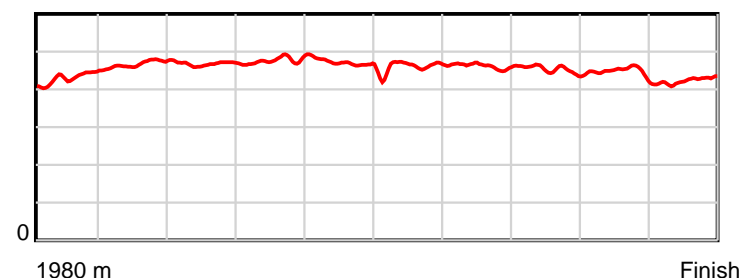
November 01, 2021, Race 16, ROAD METALS/KIWI CONCRETE MOBILE PACE, Distance 1980m, Addington - Survey 1980m

Result	TAB no.	Horse (Barrier)	1980 to	1800m to	1600m to	1400m to	1200m to	1000m to	800m to	600m to	400m to	200m to	Total or	Margin
3rd	11	Eastwood Isabe... (9)	1800m	1600m	1400m	1200m	1000m	800m	600m	400m	200m	WP	Average	
		Position in running (margin)	-	8(6.4)	7(6.3)	6(5.8)	7(6.3)	7(5.6)	7(5.1)	7(5.6)	7(5.7)	7(6.0)		5.10
		Sectional time (s)	12.70	15.39	15.83	16.38	15.54	15.48	14.88	14.72	14.07	13.43		
		Cumulative time (s)	148.42	135.72	120.33	104.50	88.12	72.58	57.10	42.22	27.50	13.43	2:28.42	
		Speed (m/s)	14.17	13.00	12.63	12.21	12.87	12.92	13.44	13.59	14.21	14.89	13.34	
		Stride length (m)	6.42	6.08	5.91	5.83	6.06	5.91	6.21	6.14	6.34	6.30	6.11	
		Stride duration (s)	0.432	0.468	0.468	0.477	0.471	0.458	0.462	0.452	0.446	0.423	0.458	
		Stride efficiency (%)	64.37	57.75	54.54	53.07	57.47	54.67	60.17	58.85	62.77	62.07	58.35	
		Stride count	28.05	32.90	33.85	34.32	32.98	33.81	32.23	32.59	31.56	31.73	324.02	

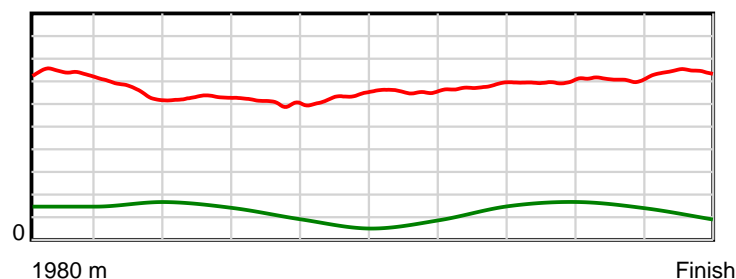
10 m Stride length



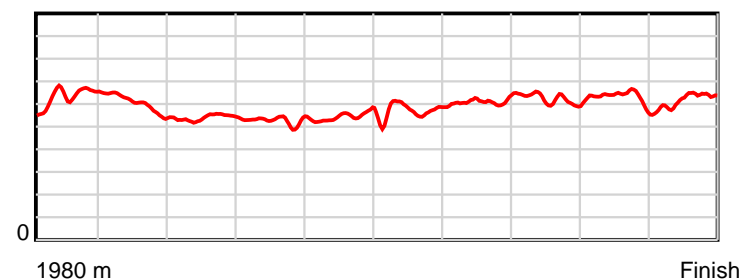
0.6 s Stride duration



20 m/sec Speed



100 % Stride efficiency



Note: Horizontal distance axis grid lines are 200m furlongs.

Disclaimer.

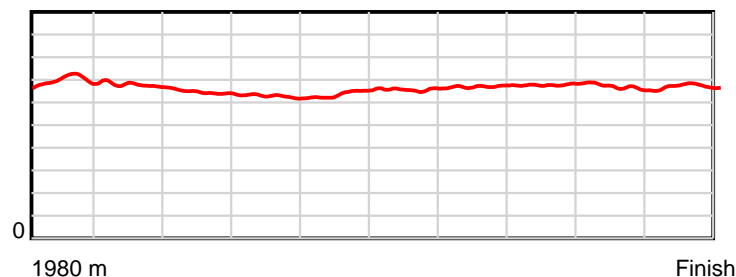
HRNZ and NZMTC and Thoroughbred Ratings Pty Ltd accepts no responsibility for the completeness or accuracy of any of the information contained herein, and makes no representations about its suitability for any particular purpose. Users should make their own judgements about those matters and/or seek independent advice. You assume all risks associated with use of the data provided on this page.

Race Results

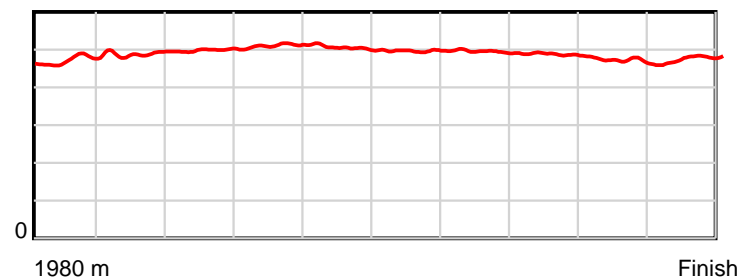
November 01, 2021, Race 16, ROAD METALS/KIWI CONCRETE MOBILE PACE, Distance 1980m, Addington - Survey 1980m

Result	TAB no.	Horse (Barrier)	1980 to	1800m to	1600m to	1400m to	1200m to	1000m to	800m to	600m to	400m to	200m to	Total or	Margin
4th	4	Jimmy Arma (4)	1800m	1600m	1400m	1200m	1000m	800m	600m	400m	200m	WP	Average	
		Position in running (margin)	-	6(4.6)	4(3.3)	2(1.9)	2(1.1)	2(1.6)	2(1.1)	2(1.2)	2(1.5)	3(2.1)		5.80
		Sectional time (s)	12.48	15.19	15.67	16.17	15.75	15.48	14.82	14.77	14.10	14.11		
		Cumulative time (s)	148.54	136.06	120.87	105.20	89.03	73.28	57.80	42.98	28.21	14.11	2:28.54	
		Speed (m/s)	14.42	13.17	12.76	12.37	12.70	12.92	13.50	13.54	14.18	14.17	13.33	
		Stride length (m)	6.99	6.45	6.36	6.32	6.42	6.41	6.68	6.60	6.66	6.76	6.55	
		Stride duration (s)	0.471	0.490	0.498	0.511	0.505	0.496	0.495	0.487	0.470	0.477	0.492	
		Stride efficiency (%)	76.34	64.96	63.22	62.38	64.35	64.25	69.73	68.04	69.38	71.50	67.14	
		Stride count	25.75	31.02	31.44	31.66	31.17	31.19	29.94	30.31	30.02	29.57	302.07	

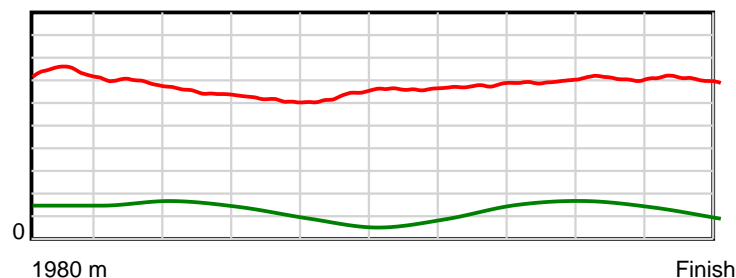
10 m Stride length



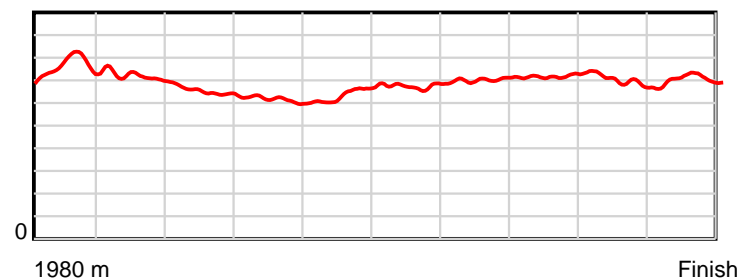
0.6 s Stride duration



20 m/sec Speed



100 % Stride efficiency



Note: Horizontal distance axis grid lines are 200m furlongs.

Disclaimer.

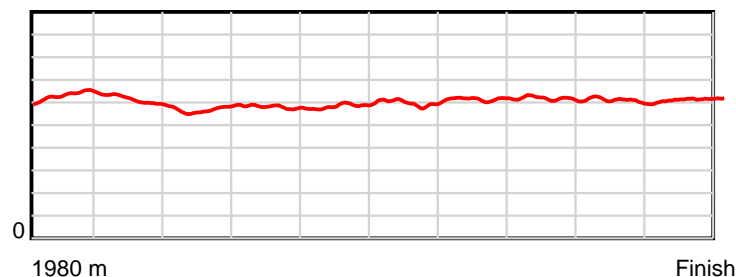
HRNZ and NZMTC and Thoroughbred Ratings Pty Ltd accepts no responsibility for the completeness or accuracy of any of the information contained herein, and makes no representations about its suitability for any particular purpose. Users should make their own judgements about those matters and/or seek independent advice. You assume all risks associated with use of the data provided on this page.

Race Results

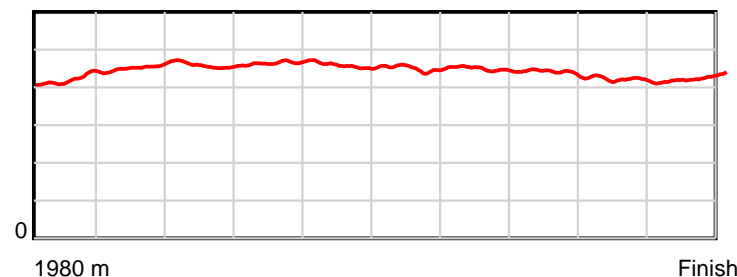
November 01, 2021, Race 16, ROAD METALS/KIWI CONCRETE MOBILE PACE, Distance 1980m, Addington - Survey 1980m

Result	TAB no.	Horse (Barrier)	1980 to	1800m to	1600m to	1400m to	1200m to	1000m to	800m to	600m to	400m to	200m to	Total or	Margin
5th	3	Storm (3)	1800m	1600m	1400m	1200m	1000m	800m	600m	400m	200m	WP	Average	
		Position in running (margin)	-	4(4.0)	6(5.0)	7(7.2)	6(5.6)	6(5.5)	6(5.1)	6(4.7)	8(6.2)	8(6.2)		6.60
		Sectional time (s)	12.04	15.58	16.26	16.04	15.65	15.49	14.74	14.97	14.00	13.92		
		Cumulative time (s)	148.69	136.65	121.07	104.81	88.77	73.12	57.63	42.89	27.92	13.92	2:28.69	
		Speed (m/s)	14.95	12.84	12.30	12.47	12.78	12.91	13.57	13.36	14.29	14.37	13.32	
		Stride length (m)	6.33	5.80	5.63	5.80	5.85	5.81	6.08	5.87	6.00	6.11	5.92	
		Stride duration (s)	0.422	0.452	0.458	0.465	0.457	0.450	0.448	0.439	0.420	0.425	0.444	
		Stride efficiency (%)	62.52	52.65	49.62	52.49	53.42	52.84	57.79	53.82	56.20	58.38	54.73	
		Stride count	28.46	34.46	35.49	34.51	34.21	34.40	32.89	34.08	33.35	32.72	334.57	

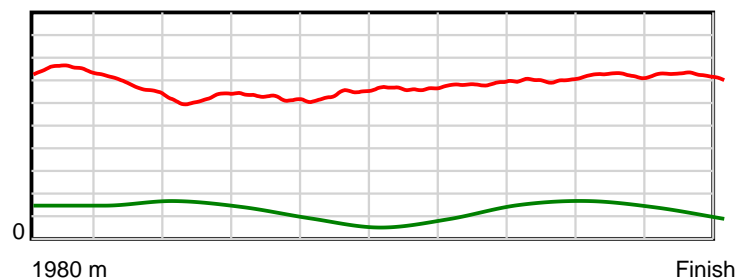
10 m Stride length



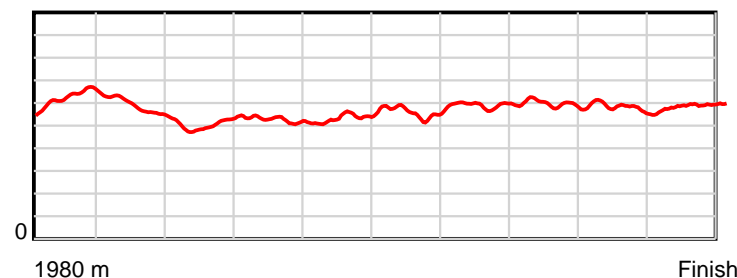
0.6 s Stride duration



20 m/sec Speed



100 % Stride efficiency



Note: Horizontal distance axis grid lines are 200m furlongs.

Disclaimer.

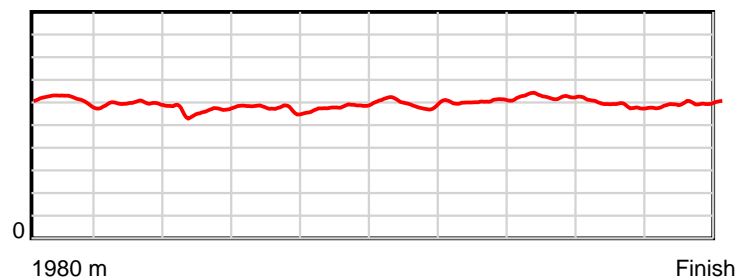
HRNZ and NZMTC and Thoroughbred Ratings Pty Ltd accepts no responsibility for the completeness or accuracy of any of the information contained herein, and makes no representations about its suitability for any particular purpose. Users should make their own judgements about those matters and/or seek independent advice. You assume all risks associated with use of the data provided on this page.

Race Results

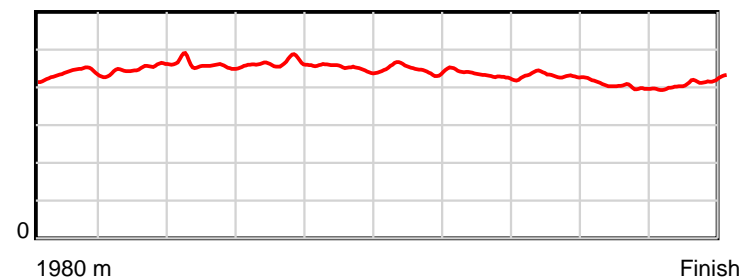
November 01, 2021, Race 16, ROAD METALS/KIWI CONCRETE MOBILE PACE, Distance 1980m, Addington - Survey 1980m

Result	TAB no.	Horse (Barrier)	1980 to	1800m to	1600m to	1400m to	1200m to	1000m to	800m to	600m to	400m to	200m to	Total or	Margin
6th	7	Riveered (7)	1800m	1600m	1400m	1200m	1000m	800m	600m	400m	200m	WP	Average	
		Position in running (margin)	-	10(8.7)	11(10.0)	12(12.9)	12(12.4)	12(11.3)	12(10.6)	9(7.2)	6(5.3)	6(5.7)		6.80
		Sectional time (s)	12.82	15.64	16.39	16.21	15.47	15.46	14.23	14.40	14.08	14.02		
		Cumulative time (s)	148.72	135.90	120.26	103.87	87.66	72.19	56.73	42.50	28.10	14.02	2:28.72	
		Speed (m/s)	14.04	12.79	12.20	12.34	12.93	12.94	14.05	13.89	14.20	14.27	13.31	
		Stride length (m)	6.15	5.75	5.61	5.73	5.84	5.81	6.07	5.98	5.70	5.93	5.85	
		Stride duration (s)	0.438	0.450	0.460	0.465	0.451	0.449	0.432	0.431	0.401	0.416	0.439	
		Stride efficiency (%)	59.04	51.74	49.19	51.34	53.21	52.67	57.64	55.88	50.77	54.93	53.46	
		Stride count	29.29	34.76	35.65	34.89	34.28	34.45	32.93	33.44	35.09	33.73	338.51	

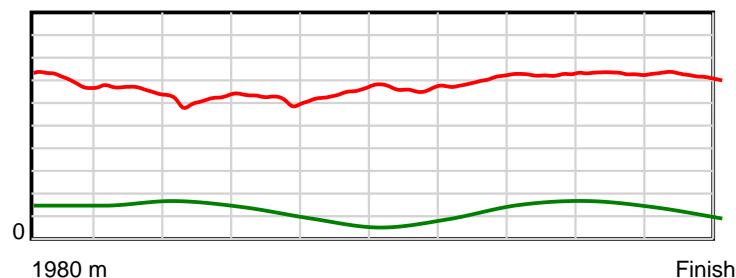
10 m Stride length



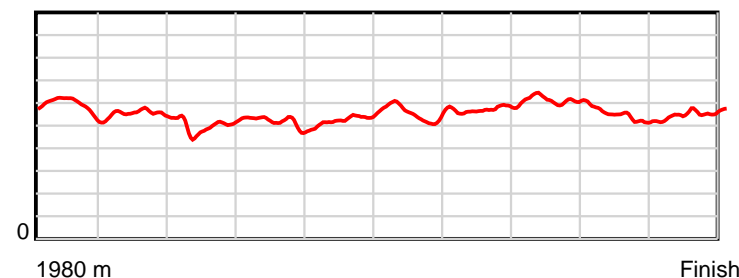
0.6 s Stride duration



20 m/sec Speed



100 % Stride efficiency



Note: Horizontal distance axis grid lines are 200m furlongs.

Disclaimer.

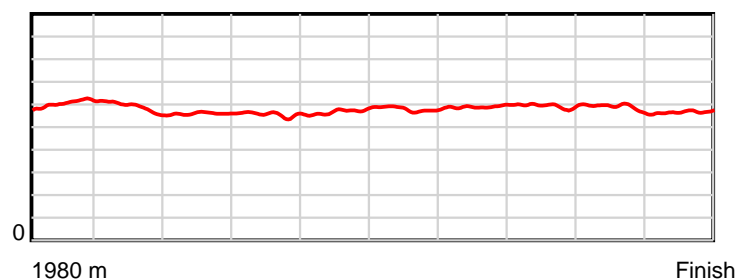
HRNZ and NZMTC and Thoroughbred Ratings Pty Ltd accepts no responsibility for the completeness or accuracy of any of the information contained herein, and makes no representations about its suitability for any particular purpose. Users should make their own judgements about those matters and/or seek independent advice. You assume all risks associated with use of the data provided on this page.

Race Results

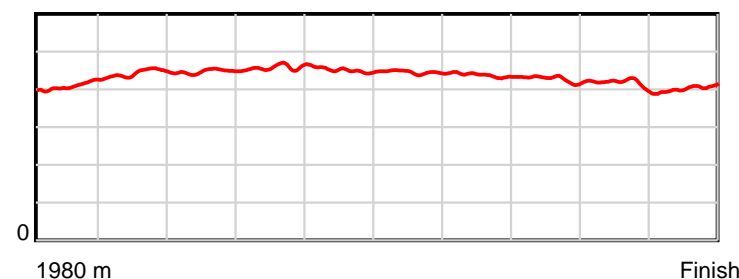
November 01, 2021, Race 16, ROAD METALS/KIWI CONCRETE MOBILE PACE, Distance 1980m, Addington - Survey 1980m

Result	TAB no.	Horse (Barrier)	1980 to	1800m to	1600m to	1400m to	1200m to	1000m to	800m to	600m to	400m to	200m to	Total or	Margin
7th	1	Get Up N Dance (1)	1800m	1600m	1400m	1200m	1000m	800m	600m	400m	200m	WP	Average	
		Position in running (margin)	-	5(4.2)	5(4.2)	4(3.9)	5(4.2)	5(3.7)	5(3.7)	5(4.1)	5(3.8)	4(4.1)		6.80
		Sectional time (s)	12.12	15.43	15.86	16.34	15.58	15.56	14.87	14.65	14.06	14.27		
		Cumulative time (s)	148.74	136.62	121.19	105.33	88.99	73.41	57.85	42.98	28.33	14.27	2:28.74	
		Speed (m/s)	14.85	12.96	12.61	12.24	12.84	12.85	13.45	13.65	14.22	14.02	13.31	
		Stride length (m)	6.08	5.75	5.64	5.61	5.79	5.72	5.89	5.83	5.92	5.65	5.78	
		Stride duration (s)	0.409	0.444	0.447	0.459	0.451	0.445	0.438	0.427	0.416	0.403	0.434	
		Stride efficiency (%)	57.80	51.68	49.68	49.22	52.32	51.17	54.14	53.02	54.72	49.81	52.22	
		Stride count	29.60	34.78	35.47	35.63	34.57	34.95	33.98	34.33	33.80	35.42	342.53	

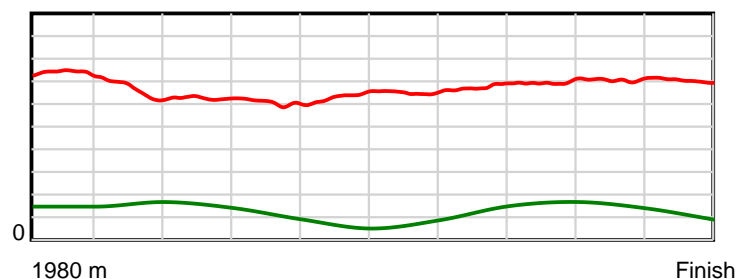
10 m Stride length



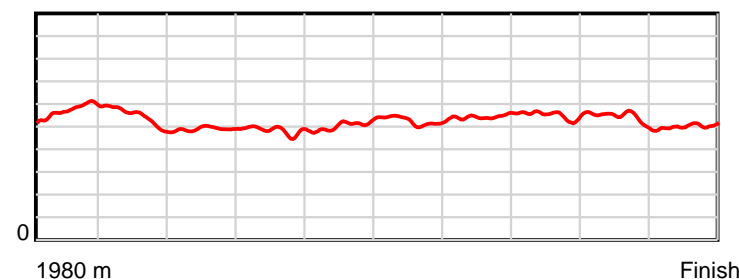
0.6 s Stride duration



20 m/sec Speed



100 % Stride efficiency



Note: Horizontal distance axis grid lines are 200m furlongs.

Disclaimer.

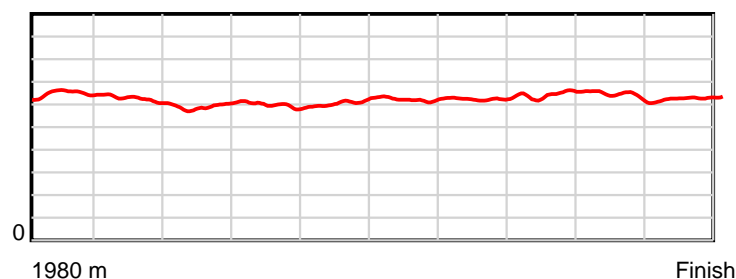
HRNZ and NZMTC and Thoroughbred Ratings Pty Ltd accepts no responsibility for the completeness or accuracy of any of the information contained herein, and makes no representations about its suitability for any particular purpose. Users should make their own judgements about those matters and/or seek independent advice. You assume all risks associated with use of the data provided on this page.

Race Results

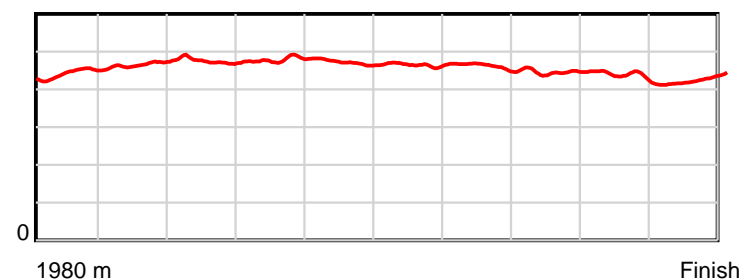
November 01, 2021, Race 16, ROAD METALS/KIWI CONCRETE MOBILE PACE, Distance 1980m, Addington - Survey 1980m

Result	TAB no.	Horse (Barrier)	1980 to	1800m to	1600m to	1400m to	1200m to	1000m to	800m to	600m to	400m to	200m to	Total or	Margin
8th	13	Town Echo (11)	1800m	1600m	1400m	1200m	1000m	800m	600m	400m	200m	WP	Average	
		Position in running (margin)	-	9(7.5)	9(8.1)	10(11.1)	10(9.6)	10(9.3)	10(9.1)	11(8.7)	9(7.3)	9(7.1)		7.20
		Sectional time (s)	12.72	15.52	16.40	16.06	15.60	15.53	14.72	14.48	13.98	13.79		
		Cumulative time (s)	148.80	136.08	120.56	104.16	88.10	72.50	56.97	42.25	27.77	13.79	2:28.80	
		Speed (m/s)	14.15	12.89	12.20	12.45	12.82	12.88	13.59	13.81	14.31	14.50	13.31	
		Stride length (m)	6.50	6.00	5.80	5.96	6.04	5.99	6.26	6.16	6.21	6.21	6.10	
		Stride duration (s)	0.443	0.465	0.475	0.479	0.471	0.465	0.461	0.446	0.434	0.428	0.459	
		Stride efficiency (%)	66.03	56.23	52.52	55.50	57.02	56.03	61.17	59.22	60.23	60.21	58.18	
		Stride count	27.69	33.34	34.50	33.56	33.11	33.40	31.97	32.49	32.21	32.22	324.49	

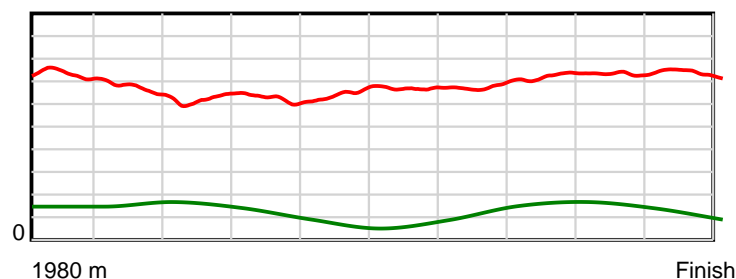
10 m Stride length



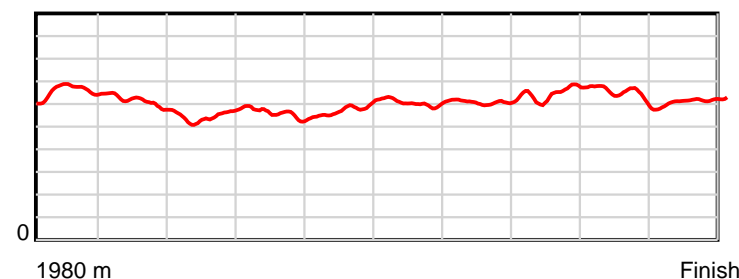
0.6 s Stride duration



20 m/sec Speed



100 % Stride efficiency



Note: Horizontal distance axis grid lines are 200m furlongs.

Disclaimer.

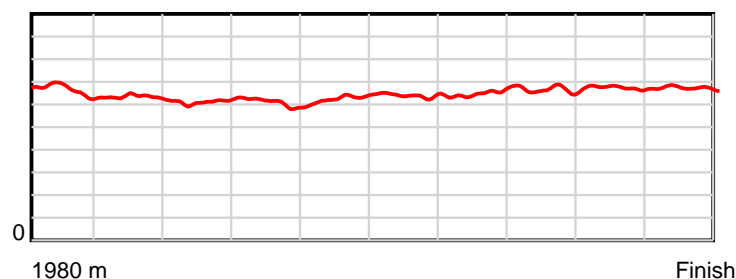
HRNZ and NZMTC and Thoroughbred Ratings Pty Ltd accepts no responsibility for the completeness or accuracy of any of the information contained herein, and makes no representations about its suitability for any particular purpose. Users should make their own judgements about those matters and/or seek independent advice. You assume all risks associated with use of the data provided on this page.

Race Results

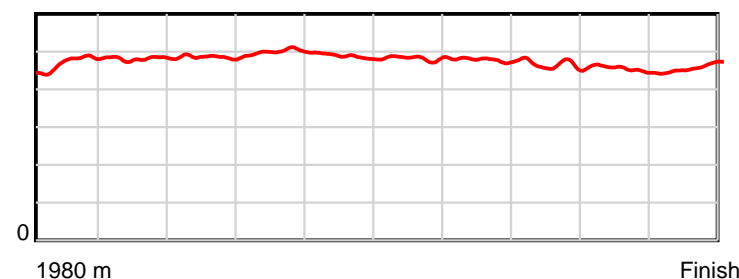
November 01, 2021, Race 16, ROAD METALS/KIWI CONCRETE MOBILE PACE, Distance 1980m, Addington - Survey 1980m

Result	TAB no.	Horse (Barrier)	1980 to	1800m to	1600m to	1400m to	1200m to	1000m to	800m to	600m to	400m to	200m to	Total or	Margin
9th	9	Yorokobi (8)	1800m	1600m	1400m	1200m	1000m	800m	600m	400m	200m	WP	Average	
		Position in running (margin)	-	11(9.1)	12(13.1)	11(12.0)	11(12.2)	11(10.4)	11(9.5)	12(9.2)	12(10.1)	12(8.2)		7.70
		Sectional time (s)	12.99	16.08	15.73	16.33	15.37	15.42	14.74	14.86	13.70	13.67		
		Cumulative time (s)	148.89	135.90	119.82	104.09	87.76	72.39	56.97	42.23	27.37	13.67	2:28.89	
		Speed (m/s)	13.86	12.44	12.71	12.25	13.01	12.97	13.57	13.46	14.60	14.63	13.30	
		Stride length (m)	6.61	5.99	6.18	6.12	6.35	6.26	6.48	6.25	6.61	6.73	6.35	
		Stride duration (s)	0.473	0.481	0.486	0.500	0.488	0.483	0.477	0.465	0.453	0.460	0.477	
		Stride efficiency (%)	68.28	56.04	59.61	58.61	63.05	61.30	65.58	61.11	68.37	70.67	62.97	
		Stride count	27.23	33.40	32.38	32.66	31.48	31.93	30.87	31.98	30.24	29.74	311.91	

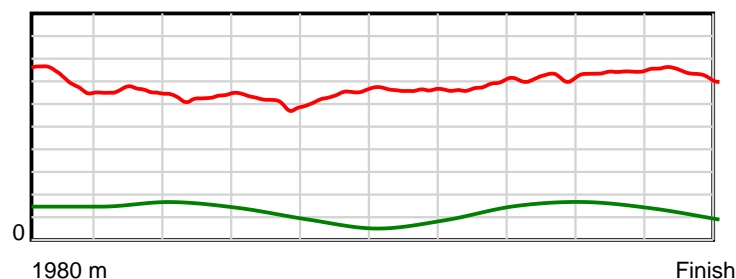
10 m Stride length



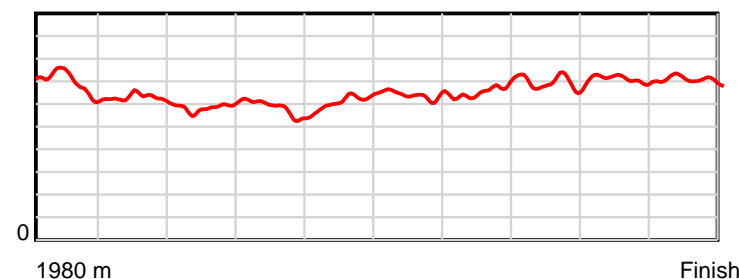
0.6 s Stride duration



20 m/sec Speed



100 % Stride efficiency



Note: Horizontal distance axis grid lines are 200m furlongs.

Disclaimer.

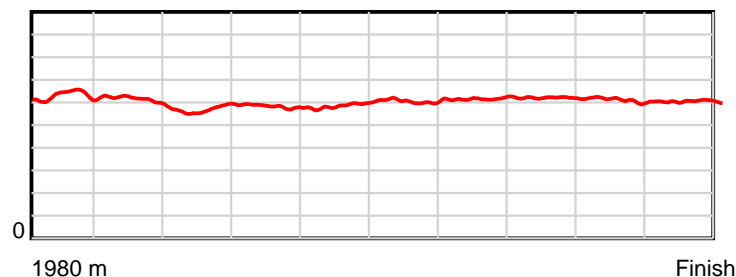
HRNZ and NZMTC and Thoroughbred Ratings Pty Ltd accepts no responsibility for the completeness or accuracy of any of the information contained herein, and makes no representations about its suitability for any particular purpose. Users should make their own judgements about those matters and/or seek independent advice. You assume all risks associated with use of the data provided on this page.

Race Results

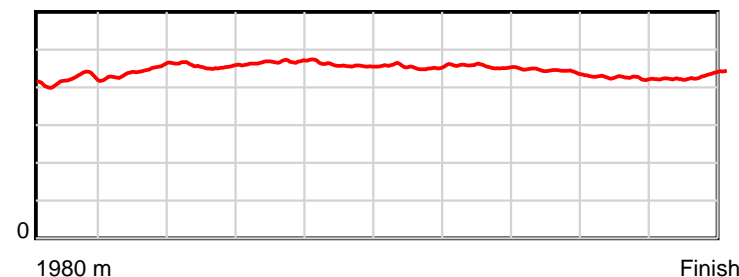
November 01, 2021, Race 16, ROAD METALS/KIWI CONCRETE MOBILE PACE, Distance 1980m, Addington - Survey 1980m

Result	TAB no.	Horse (Barrier)	1980 to	1800m to	1600m to	1400m to	1200m to	1000m to	800m to	600m to	400m to	200m to	Total or	Margin
10th	5	Better's Tart (5)	1800m	1600m	1400m	1200m	1000m	800m	600m	400m	200m	WP	Average	
		Position in running (margin)	-	3(3.4)	3(2.3)	5(4.4)	4(3.4)	4(3.7)	4(3.5)	4(3.5)	4(3.5)	5(4.4)		8.10
		Sectional time (s)	12.08	15.24	16.26	16.14	15.69	15.55	14.80	14.71	14.15	14.35		
		Cumulative time (s)	148.97	136.89	121.65	105.39	89.25	73.56	58.01	43.21	28.50	14.35	2:28.97	
		Speed (m/s)	14.90	13.12	12.30	12.39	12.75	12.86	13.51	13.60	14.13	13.94	13.29	
		Stride length (m)	6.28	5.83	5.61	5.79	5.84	5.85	6.13	6.01	6.01	5.99	5.92	
		Stride duration (s)	0.420	0.444	0.456	0.467	0.458	0.454	0.454	0.442	0.425	0.430	0.446	
		Stride efficiency (%)	61.55	53.03	49.17	52.43	53.29	53.41	58.81	56.39	56.37	56.05	54.84	
		Stride count	28.68	34.33	35.66	34.53	34.25	34.21	32.60	33.29	33.30	33.39	334.24	

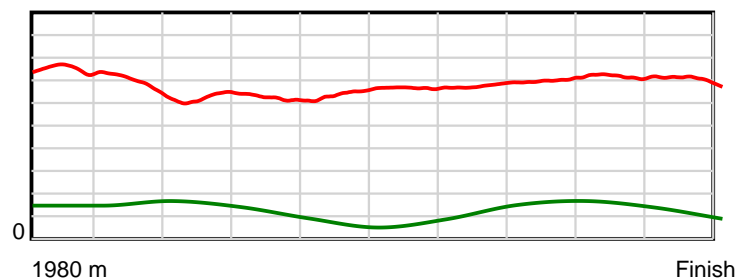
10 m Stride length



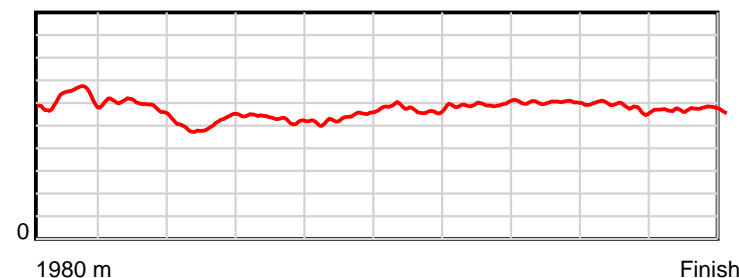
0.6 s Stride duration



20 m/sec Speed



100 % Stride efficiency



Note: Horizontal distance axis grid lines are 200m furlongs.

Disclaimer.

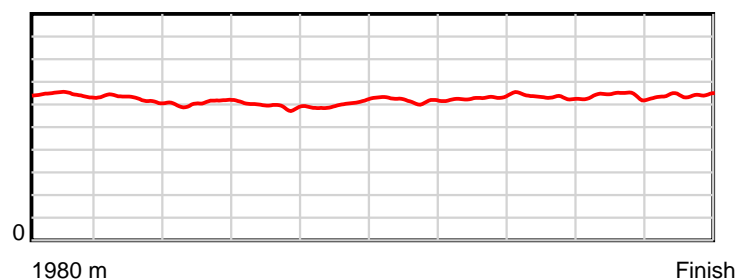
HRNZ and NZMTC and Thoroughbred Ratings Pty Ltd accepts no responsibility for the completeness or accuracy of any of the information contained herein, and makes no representations about its suitability for any particular purpose. Users should make their own judgements about those matters and/or seek independent advice. You assume all risks associated with use of the data provided on this page.

Race Results

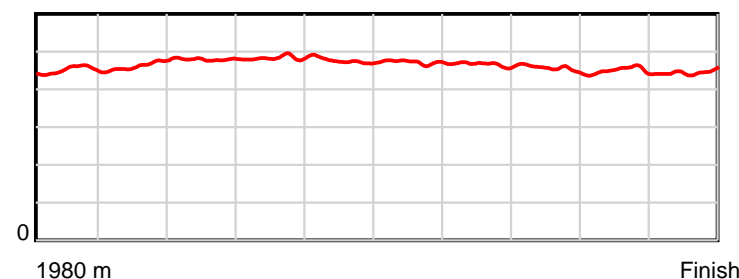
November 01, 2021, Race 16, ROAD METALS/KIWI CONCRETE MOBILE PACE, Distance 1980m, Addington - Survey 1980m

Result	TAB no.	Horse (Barrier)	1980 to	1800m to	1600m to	1400m to	1200m to	1000m to	800m to	600m to	400m to	200m to	Total or	Margin
11th	14	Just Holla (12)	1800m	1600m	1400m	1200m	1000m	800m	600m	400m	200m	WP	Average	
		Position in running (margin)	-	12(10.0)	10(8.7)	8(7.7)	9(8.3)	9(7.9)	9(7.4)	10(7.9)	11(7.7)	11(8.0)		8.90
		Sectional time (s)	13.14	15.20	15.74	16.41	15.58	15.49	14.88	14.69	14.05	13.92		
		Cumulative time (s)	149.10	135.96	120.76	105.02	88.61	73.03	57.54	42.66	27.97	13.92	2:29.10	
		Speed (m/s)	13.70	13.16	12.71	12.19	12.84	12.91	13.44	13.61	14.23	14.37	13.28	
		Stride length (m)	6.41	6.09	6.09	5.89	6.10	6.09	6.27	6.20	6.40	6.40	6.19	
		Stride duration (s)	0.452	0.463	0.479	0.484	0.476	0.472	0.466	0.455	0.450	0.446	0.466	
		Stride efficiency (%)	64.23	58.00	57.97	54.28	58.23	57.96	61.38	60.10	64.08	64.09	59.86	
		Stride count	28.08	32.83	32.84	33.94	32.76	32.84	31.91	32.25	31.23	31.23	319.91	

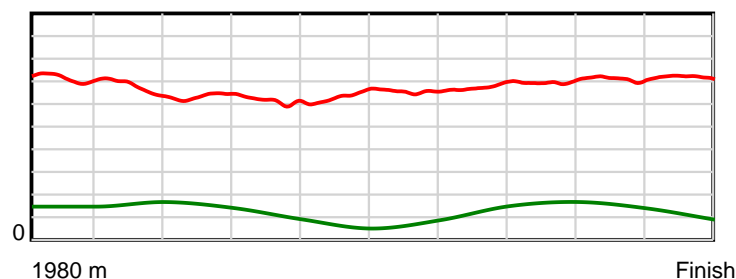
10 m Stride length



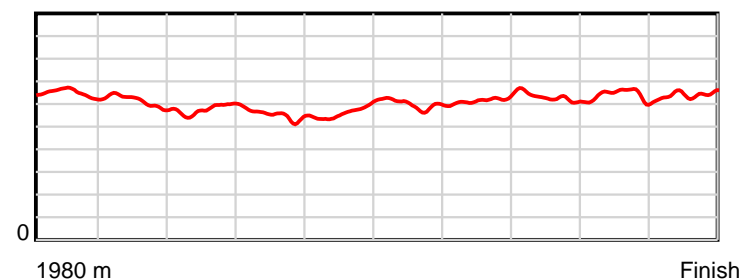
0.6 s Stride duration



20 m/sec Speed



100 % Stride efficiency



Note: Horizontal distance axis grid lines are 200m furlongs.

Disclaimer.

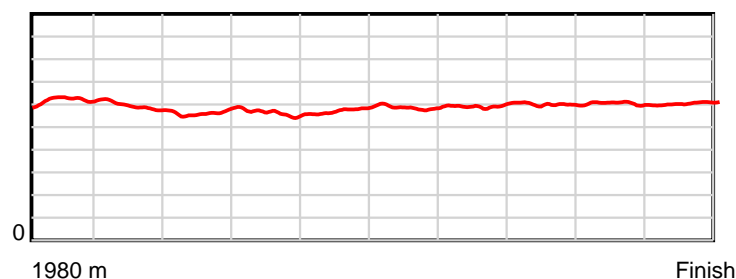
HRNZ and NZMTC and Thoroughbred Ratings Pty Ltd accepts no responsibility for the completeness or accuracy of any of the information contained herein, and makes no representations about its suitability for any particular purpose. Users should make their own judgements about those matters and/or seek independent advice. You assume all risks associated with use of the data provided on this page.

Race Results

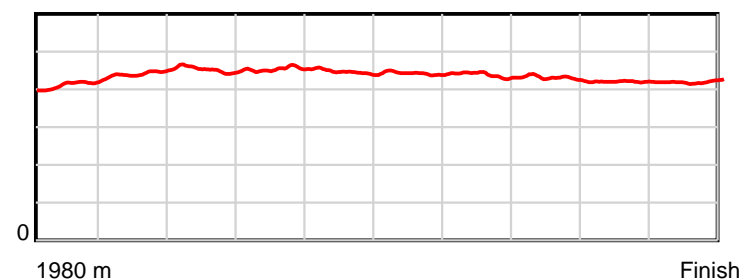
November 01, 2021, Race 16, ROAD METALS/KIWI CONCRETE MOBILE PACE, Distance 1980m, Addington - Survey 1980m

Result	TAB no.	Horse (Barrier)	1980 to	1800m to	1600m to	1400m to	1200m to	1000m to	800m to	600m to	400m to	200m to	Total or	Margin
12th	12	Tiebreaker (10)	1800m	1600m	1400m	1200m	1000m	800m	600m	400m	200m	WP	Average	
		Position in running (margin)	-	7(5.8)	8(6.4)	9(8.8)	8(8.1)	8(7.2)	8(6.9)	8(6.8)	10(7.6)	10(7.4)		9.10
		Sectional time (s)	12.61	15.52	16.30	16.20	15.51	15.51	14.78	14.86	13.96	13.90		
		Cumulative time (s)	149.15	136.54	121.02	104.72	88.52	73.01	57.50	42.72	27.86	13.90	2:29.15	
		Speed (m/s)	14.28	12.89	12.27	12.35	12.89	12.89	13.53	13.46	14.33	14.39	13.28	
		Stride length (m)	6.19	5.69	5.55	5.60	5.76	5.71	5.92	5.78	6.02	6.04	5.82	
		Stride duration (s)	0.413	0.441	0.453	0.453	0.446	0.442	0.437	0.429	0.420	0.420	0.438	
		Stride efficiency (%)	59.97	50.53	48.17	48.93	51.81	50.89	54.71	52.20	56.64	57.08	52.85	
		Stride count	29.06	35.17	36.02	35.74	34.73	35.05	33.80	34.60	33.22	33.09	340.48	

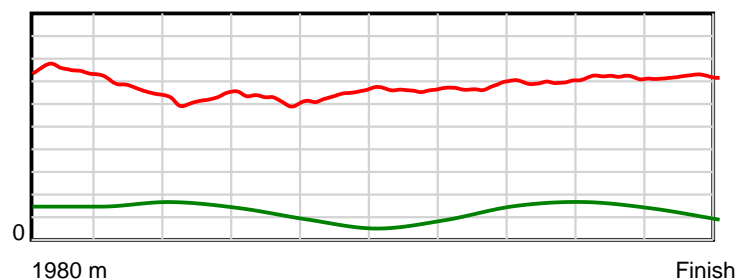
10 m Stride length



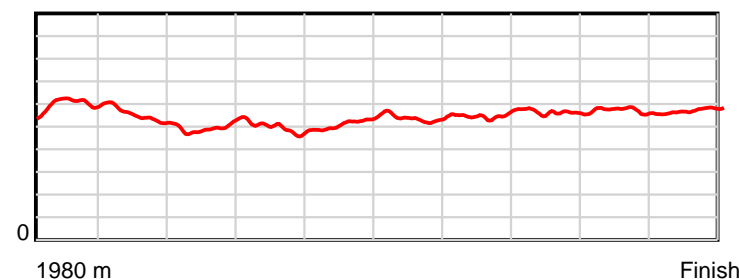
0.6 s Stride duration



20 m/sec Speed



100 % Stride efficiency



Note: Horizontal distance axis grid lines are 200m furlongs.

Disclaimer.

HRNZ and NZMTC and Thoroughbred Ratings Pty Ltd accepts no responsibility for the completeness or accuracy of any of the information contained herein, and makes no representations about its suitability for any particular purpose. Users should make their own judgements about those matters and/or seek independent advice. You assume all risks associated with use of the data provided on this page.