



## Race Results

Kaikoura Trotting Club Inc, HRNZ, November 01, 2021

Compilation date: November 1, 2021, 11:57:34 AM (NZDT)

Copyright © 2021 HRNZ and NZMTC. All rights reserved.

### Trademarks.

StrideMASTER is a registered trademark of Thoroughbred Ratings Pty Ltd.

### Disclaimer.

HRNZ and NZMTC and Thoroughbred Ratings Pty Ltd accepts no responsibility for the completeness or accuracy of any of the information contained herein, and makes no representations about its suitability for any particular purpose. Users should make their own judgements about those matters and/or seek independent advice. You assume all risks associated with use of the data provided on this page.



# Race Results



November 01, 2021, Race 1, THE JOINER SHOP PACE, Distance 2600m, Addington - Survey 3200m

Result	TAB no.	Horse (Barrier)	2600 to	2400m to
1st	16	Dance Till Daw... (14)	2400m	2200m
		Position in running (margin)	-	2(1.2)
		Sectional time (s)	17.07	14.92
		Cumulative time (s)	197.39	180.32
		Speed (m/s)	11.71	13.40
		Stride length (m)	5.50	6.01
		Stride duration (s)	0.439	0.448
		Stride efficiency (%)	47.27	56.49
		Stride count	36.36	33.27

## Disclaimer.

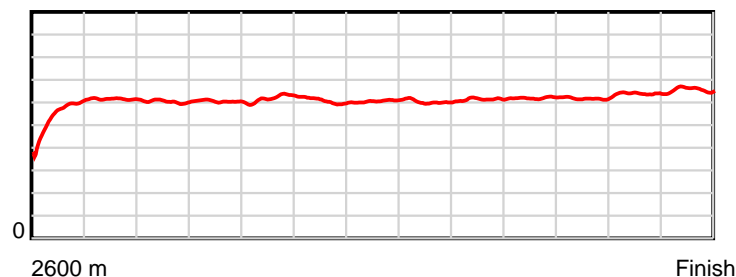
HRNZ and NZMTC and Thoroughbred Ratings Pty Ltd accepts no responsibility for the completeness or accuracy of any of the information contained herein, and makes no representations about its suitability for any particular purpose. Users should make their own judgements about those matters and/or seek independent advice. You assume all risks associated with use of the data provided on this page.

# Race Results

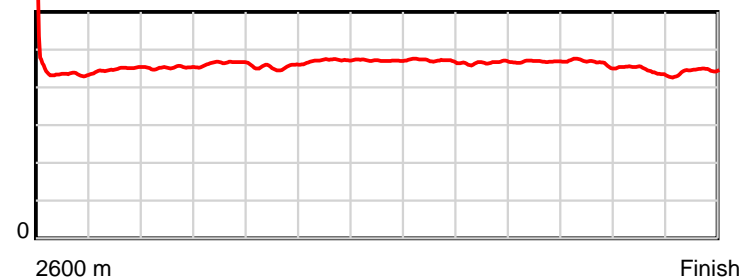
November 01, 2021, Race 1, THE JOINER SHOP PACE, Distance 2600m, Addington - Survey 3200m

Result	TAB no.	Horse (Barrier)	2200m to	2000m to	1800m to	1600m to	1400m to	1200m to	1000m to	800m to	600m to	400m to	200m to	Total or	Margin
1st	16	Dance Till Daw... (14)	2000m	1800m	1600m	1400m	1200m	1000m	800m	600m	400m	200m	WP	Average	
		Position in running (margin)	2(0.6)	1(0.0)	1(0.0)	1(0.0)	1(0.0)	1(0.0)	1(0.0)	1(0.0)	1(0.0)	1(0.0)	1(0.0)		0.00
		Sectional time (s)	15.20	15.34	14.81	15.68	15.54	15.68	15.12	15.11	15.23	13.98	13.71		
		Cumulative time (s)	165.40	150.20	134.86	120.05	104.37	88.83	73.15	58.03	42.92	27.69	13.71	3:17.39	
		Speed (m/s)	13.16	13.04	13.50	12.76	12.87	12.76	13.23	13.24	13.13	14.31	14.59	13.17	
		Stride length (m)	5.95	6.06	6.13	6.02	6.06	6.01	6.16	6.20	6.11	6.36	6.48	6.07	
		Stride duration (s)	0.452	0.464	0.454	0.472	0.471	0.471	0.466	0.468	0.465	0.445	0.444	0.461	
		Stride efficiency (%)	55.30	57.30	58.77	56.58	57.46	56.41	59.26	59.98	58.33	63.26	65.60	57.62	
		Stride count	33.62	33.03	32.61	33.24	32.98	33.29	32.48	32.28	32.73	31.43	30.87	428.19	

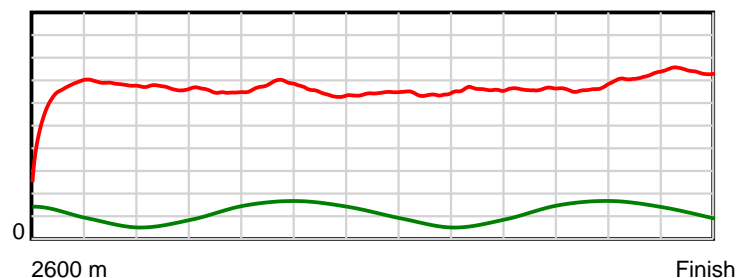
10 m Stride length



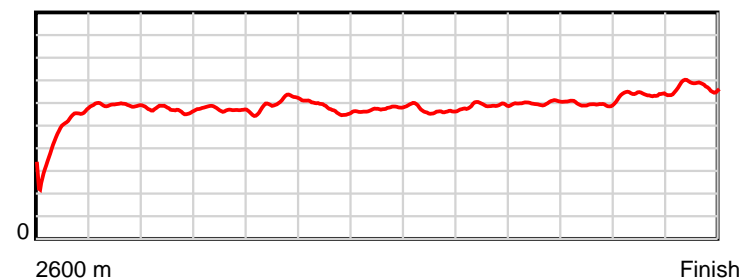
0.5 s Stride duration



20 m/sec Speed



100 % Stride efficiency



Note: Horizontal distance axis grid lines are 200m furlongs.

## Disclaimer.

HRNZ and NZMTC and Thoroughbred Ratings Pty Ltd accepts no responsibility for the completeness or accuracy of any of the information contained herein, and makes no representations about its suitability for any particular purpose. Users should make their own judgements about those matters and/or seek independent advice. You assume all risks associated with use of the data provided on this page.



# Race Results



November 01, 2021, Race 1, THE JOINER SHOP PACE, Distance 2600m, Addington - Survey 3200m

Result	TAB no.	Horse (Barrier)	2600 to	2400m to
2nd	2	<b>Selsey Bill (1)</b>	<b>2400m</b>	<b>2200m</b>
		Position in running (margin)	-	3(2.4)
		Sectional time (s)	17.59	14.94
		Cumulative time (s)	197.60	180.01
		Speed (m/s)	11.37	13.39
		Stride length (m)	5.40	6.22
		Stride duration (s)	0.458	0.465
		Stride efficiency (%)	45.56	60.48
		Stride count	37.04	32.15

## Disclaimer.

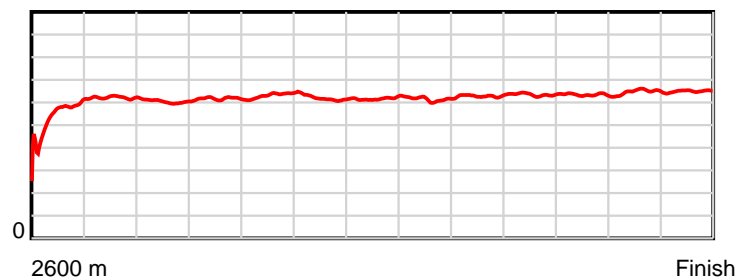
HRNZ and NZMTC and Thoroughbred Ratings Pty Ltd accepts no responsibility for the completeness or accuracy of any of the information contained herein, and makes no representations about its suitability for any particular purpose. Users should make their own judgements about those matters and/or seek independent advice. You assume all risks associated with use of the data provided on this page.

# Race Results

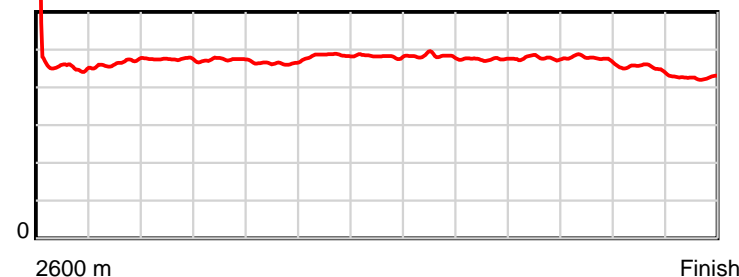
November 01, 2021, Race 1, THE JOINER SHOP PACE, Distance 2600m, Addington - Survey 3200m

Result	TAB no.	Horse (Barrier)	2200m to	2000m to	1800m to	1600m to	1400m to	1200m to	1000m to	800m to	600m to	400m to	200m to	Total or	Margin
2nd	2	Selsey Bill (1)	2000m	1800m	1600m	1400m	1200m	1000m	800m	600m	400m	200m	WP	Average	
		Position in running (margin)	3(1.9)	4(3.8)	4(3.7)	5(3.5)	4(3.8)	5(4.3)	5(4.1)	4(3.5)	5(3.6)	6(3.3)	4(3.9)		1.20
		Sectional time (s)	15.61	15.33	14.78	15.73	15.63	15.64	15.02	15.14	15.17	14.08	12.94		
		Cumulative time (s)	165.07	149.46	134.13	119.35	103.62	87.99	72.35	57.33	42.19	27.02	12.94	3:17.60	
		Speed (m/s)	12.81	13.05	13.53	12.71	12.80	12.79	13.32	13.21	13.18	14.20	15.46	13.16	
		Stride length (m)	6.08	6.18	6.28	6.16	6.18	6.17	6.32	6.31	6.29	6.41	6.60	6.19	
		Stride duration (s)	0.475	0.474	0.464	0.484	0.483	0.483	0.475	0.477	0.477	0.451	0.427	0.470	
		Stride efficiency (%)	57.81	59.67	61.61	59.20	59.68	59.58	62.51	62.12	61.74	64.24	67.97	59.82	
		Stride count	32.88	32.37	31.85	32.49	32.36	32.39	31.62	31.72	31.82	31.19	30.33	420.21	

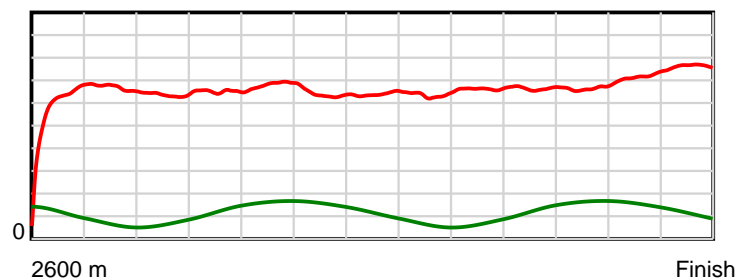
10 m Stride length



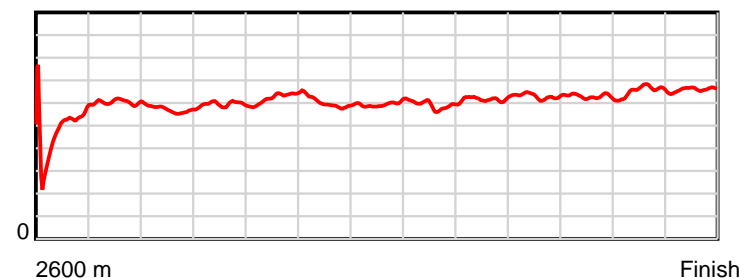
0.5 s Stride duration



20 m/sec Speed



100 % Stride efficiency



Note: Horizontal distance axis grid lines are 200m furlongs.

## Disclaimer.

HRNZ and NZMTC and Thoroughbred Ratings Pty Ltd accepts no responsibility for the completeness or accuracy of any of the information contained herein, and makes no representations about its suitability for any particular purpose. Users should make their own judgements about those matters and/or seek independent advice. You assume all risks associated with use of the data provided on this page.



# Race Results



November 01, 2021, Race 1, THE JOINER SHOP PACE, Distance 2600m, Addington - Survey 3200m

Result	TAB no.	Horse (Barrier)	2600 to	2400m to
3rd	6	Major Arma (5)	2400m	2200m
		Position in running (margin)	-	1(0.0)
		Sectional time (s)	16.92	15.02
		Cumulative time (s)	197.65	180.73
		Speed (m/s)	11.82	13.32
		Stride length (m)	5.21	6.02
		Stride duration (s)	0.442	0.452
		Stride efficiency (%)	42.35	56.67
		Stride count	38.42	33.21

## Disclaimer.

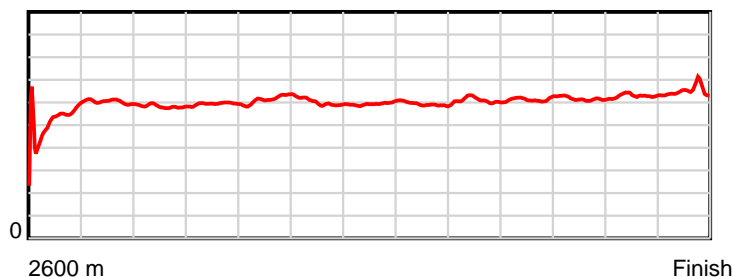
HRNZ and NZMTC and Thoroughbred Ratings Pty Ltd accepts no responsibility for the completeness or accuracy of any of the information contained herein, and makes no representations about its suitability for any particular purpose. Users should make their own judgements about those matters and/or seek independent advice. You assume all risks associated with use of the data provided on this page.

# Race Results

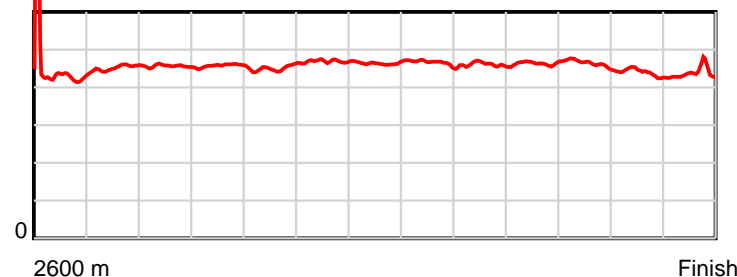
November 01, 2021, Race 1, THE JOINER SHOP PACE, Distance 2600m, Addington - Survey 3200m

Result	TAB no.	Horse (Barrier)	2200m to	2000m to	1800m to	1600m to	1400m to	1200m to	1000m to	800m to	600m to	400m to	200m to	Total or	Margin
3rd	6	Major Arma (5)	2000m	1800m	1600m	1400m	1200m	1000m	800m	600m	400m	200m	WP	Average	
		Position in running (margin)	1(0.0)	2(1.9)	2(2.2)	3(1.5)	2(1.9)	3(2.3)	3(2.3)	3(1.8)	3(1.8)	3(1.5)	2(1.7)		1.50
		Sectional time (s)	15.61	15.39	14.71	15.74	15.61	15.69	15.03	15.12	15.18	14.01	13.62		
		Cumulative time (s)	165.71	150.10	134.71	120.00	104.26	88.65	72.96	57.93	42.81	27.63	13.62	3:17.65	
		Speed (m/s)	12.81	13.00	13.60	12.71	12.81	12.75	13.31	13.23	13.18	14.28	14.68	13.15	
		Stride length (m)	5.85	5.94	6.13	5.95	5.95	5.93	6.14	6.13	6.11	6.26	6.38	5.99	
		Stride duration (s)	0.456	0.457	0.451	0.469	0.464	0.465	0.461	0.463	0.464	0.439	0.434	0.455	
		Stride efficiency (%)	53.44	55.17	58.69	55.39	55.23	55.00	58.82	58.64	58.35	61.23	63.55	55.99	
		Stride count	34.20	33.66	32.63	33.59	33.64	33.71	32.60	32.65	32.73	31.95	31.36	434.35	

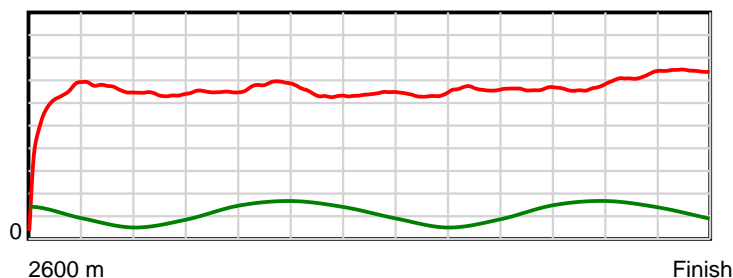
10 m Stride length



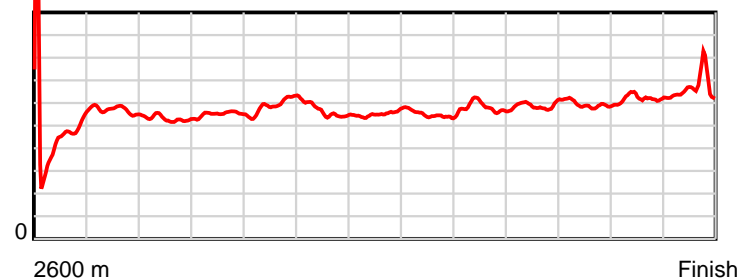
0.5 s Stride duration



20 m/sec Speed



100 % Stride efficiency



Note: Horizontal distance axis grid lines are 200m furlongs.

## Disclaimer.

HRNZ and NZMTC and Thoroughbred Ratings Pty Ltd accepts no responsibility for the completeness or accuracy of any of the information contained herein, and makes no representations about its suitability for any particular purpose. Users should make their own judgements about those matters and/or seek independent advice. You assume all risks associated with use of the data provided on this page.



# Race Results



November 01, 2021, Race 1, THE JOINER SHOP PACE, Distance 2600m, Addington - Survey 3200m

Result	TAB no.	Horse (Barrier)	2600 to	2400m to
4th	12	Crystal Daytom (11)	2400m	2200m
		Position in running (margin)	-	6(6.9)
		Sectional time (s)	18.37	14.84
		Cumulative time (s)	198.16	179.79
		Speed (m/s)	10.89	13.48
		Stride length (m)	5.52	6.24
		Stride duration (s)	0.461	0.463
		Stride efficiency (%)	47.54	60.76
		Stride count	36.26	32.07

## Disclaimer.

HRNZ and NZMTC and Thoroughbred Ratings Pty Ltd accepts no responsibility for the completeness or accuracy of any of the information contained herein, and makes no representations about its suitability for any particular purpose. Users should make their own judgements about those matters and/or seek independent advice. You assume all risks associated with use of the data provided on this page.

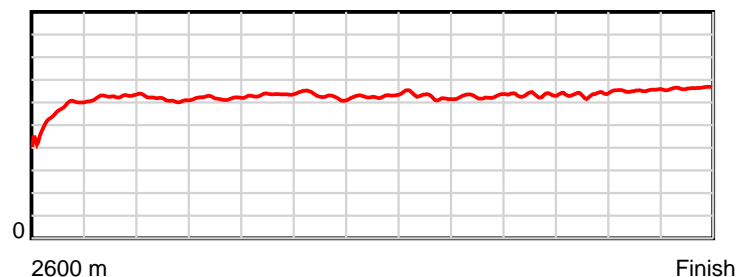


# Race Results

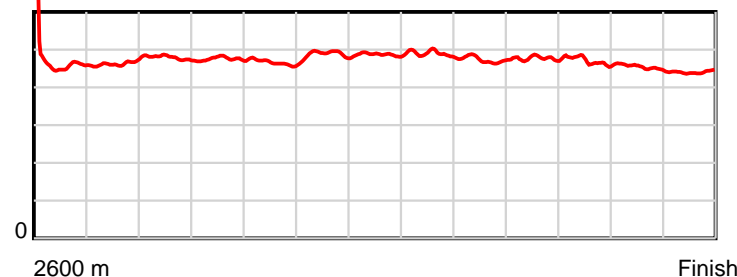
November 01, 2021, Race 1, THE JOINER SHOP PACE, Distance 2600m, Addington - Survey 3200m

Result	TAB no.	Horse (Barrier)	2200m to	2000m to	1800m to	1600m to	1400m to	1200m to	1000m to	800m to	600m to	400m to	200m to	Total or	Margin
4th	12	Crystal Daytom (11)	2000m	1800m	1600m	1400m	1200m	1000m	800m	600m	400m	200m	WP	Average	
		Position in running (margin)	6(5.8)	7(8.1)	9(8.4)	9(8.4)	9(8.5)	10(8.4)	10(8.3)	9(7.9)	9(7.8)	9(5.8)	8(5.7)		4.30
		Sectional time (s)	15.69	15.38	14.82	15.69	15.53	15.67	15.04	15.10	14.90	13.95	13.18		
		Cumulative time (s)	164.95	149.26	133.88	119.06	103.37	87.84	72.17	57.13	42.03	27.13	13.18	3:18.16	
		Speed (m/s)	12.75	13.00	13.50	12.75	12.88	12.76	13.30	13.25	13.42	14.34	15.17	13.12	
		Stride length (m)	6.11	6.17	6.29	6.22	6.27	6.25	6.28	6.31	6.31	6.49	6.70	6.23	
		Stride duration (s)	0.479	0.475	0.466	0.488	0.487	0.490	0.473	0.476	0.470	0.453	0.442	0.475	
		Stride efficiency (%)	58.34	59.56	61.77	60.48	61.38	61.04	61.71	62.19	62.14	65.85	70.10	60.68	
		Stride count	32.73	32.40	31.81	32.15	31.91	32.00	31.83	31.70	31.72	30.81	29.86	417.25	

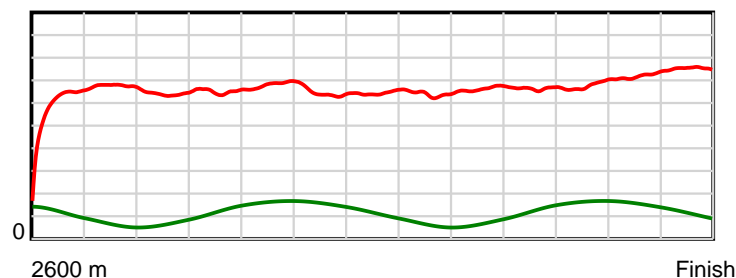
10 m Stride length



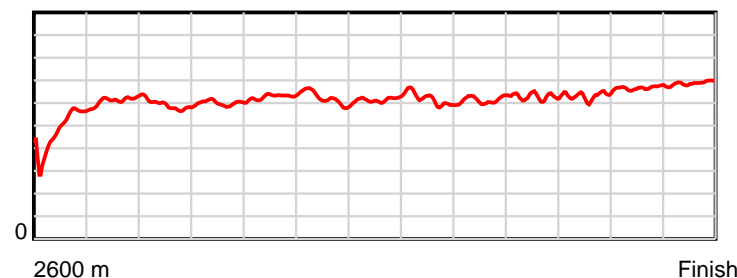
0.6 s Stride duration



20 m/sec Speed



100 % Stride efficiency



Note: Horizontal distance axis grid lines are 200m furlongs.

## Disclaimer.

HRNZ and NZMTC and Thoroughbred Ratings Pty Ltd accepts no responsibility for the completeness or accuracy of any of the information contained herein, and makes no representations about its suitability for any particular purpose. Users should make their own judgements about those matters and/or seek independent advice. You assume all risks associated with use of the data provided on this page.



# Race Results



November 01, 2021, Race 1, THE JOINER SHOP PACE, Distance 2600m, Addington - Survey 3200m

Result	TAB no.	Horse (Barrier)	2600 to	2400m to
5th	4	Star Casino (3)	2400m	2200m
		Position in running (margin)	-	5(4.8)
		Sectional time (s)	17.70	14.92
		Cumulative time (s)	198.23	180.53
		Speed (m/s)	11.30	13.40
		Stride length (m)	5.50	6.20
		Stride duration (s)	0.472	0.462
		Stride efficiency (%)	47.30	59.98
		Stride count	36.35	32.28

## Disclaimer.

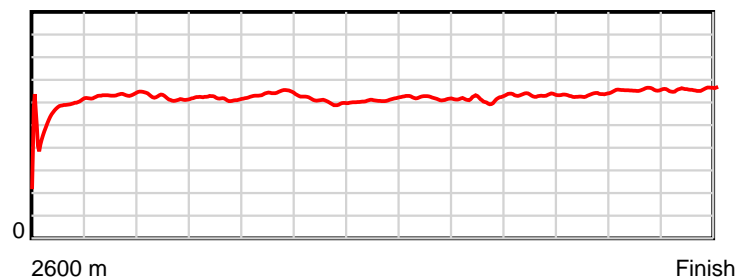
HRNZ and NZMTC and Thoroughbred Ratings Pty Ltd accepts no responsibility for the completeness or accuracy of any of the information contained herein, and makes no representations about its suitability for any particular purpose. Users should make their own judgements about those matters and/or seek independent advice. You assume all risks associated with use of the data provided on this page.

# Race Results

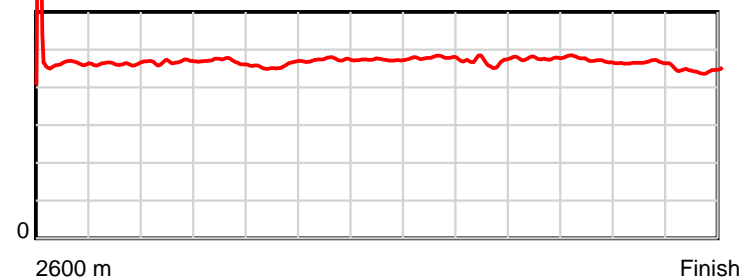
November 01, 2021, Race 1, THE JOINER SHOP PACE, Distance 2600m, Addington - Survey 3200m

Result	TAB no.	Horse (Barrier)	2200m to	2000m to	1800m to	1600m to	1400m to	1200m to	1000m to	800m to	600m to	400m to	200m to	Total or	Margin
5th	4	Star Casino (3)	2000m	1800m	1600m	1400m	1200m	1000m	800m	600m	400m	200m	WP	Average	
		Position in running (margin)	5(4.2)	3(3.7)	3(2.6)	2(1.4)	3(2.5)	2(2.3)	4(2.4)	5(3.8)	4(3.5)	5(2.7)	7(5.4)		4.70
		Sectional time (s)	15.22	15.15	14.62	15.86	15.51	15.70	15.35	15.06	15.11	14.43	13.60		
		Cumulative time (s)	165.61	150.39	135.24	120.62	104.76	89.25	73.55	58.20	43.14	28.03	13.60	3:18.23	
		Speed (m/s)	13.14	13.20	13.68	12.61	12.89	12.74	13.03	13.28	13.24	13.86	14.71	13.12	
		Stride length (m)	6.14	6.20	6.26	5.97	6.10	6.09	6.11	6.33	6.25	6.44	6.54	6.16	
		Stride duration (s)	0.467	0.470	0.458	0.474	0.473	0.478	0.469	0.477	0.472	0.465	0.445	0.469	
		Stride efficiency (%)	58.94	60.07	61.33	55.75	58.15	57.98	58.43	62.69	61.05	64.84	66.94	59.21	
		Stride count	32.57	32.26	31.92	33.48	32.79	32.83	32.71	31.58	32.00	31.05	30.56	422.38	

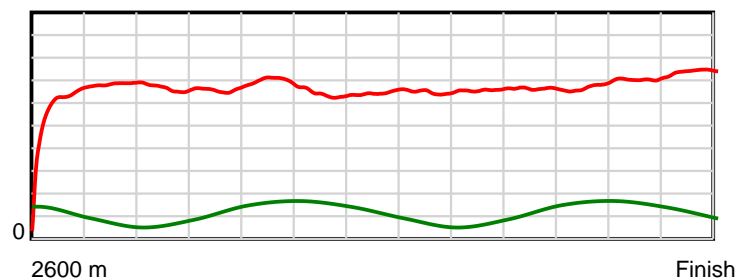
10 m Stride length



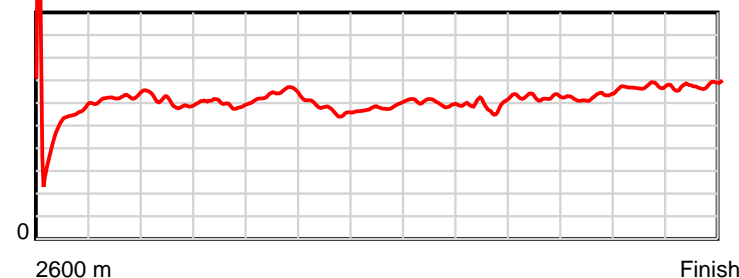
0.5 s Stride duration



20 m/sec Speed



100 % Stride efficiency



Note: Horizontal distance axis grid lines are 200m furlongs.

## Disclaimer.

HRNZ and NZMTC and Thoroughbred Ratings Pty Ltd accepts no responsibility for the completeness or accuracy of any of the information contained herein, and makes no representations about its suitability for any particular purpose. Users should make their own judgements about those matters and/or seek independent advice. You assume all risks associated with use of the data provided on this page.



# Race Results



November 01, 2021, Race 1, THE JOINER SHOP PACE, Distance 2600m, Addington - Survey 3200m

Result	TAB no.	Horse (Barrier)	2600 to	2400m to
6th	10	Frank Burns (9)	2400m	2200m
		Position in running (margin)	-	13(13.5)
		Sectional time (s)	19.26	15.80
		Cumulative time (s)	198.63	179.37
		Speed (m/s)	10.38	12.66
		Stride length (m)	4.99	5.80
		Stride duration (s)	0.455	0.458
		Stride efficiency (%)	38.90	52.52
		Stride count	40.08	34.50

## Disclaimer.

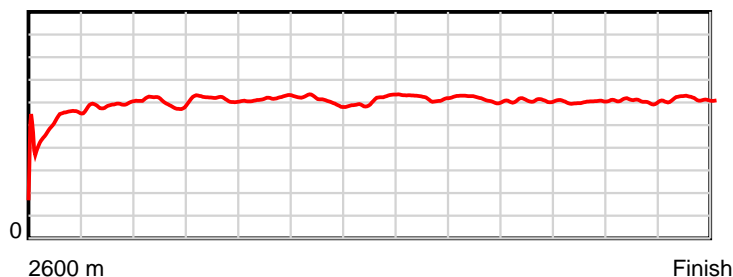
HRNZ and NZMTC and Thoroughbred Ratings Pty Ltd accepts no responsibility for the completeness or accuracy of any of the information contained herein, and makes no representations about its suitability for any particular purpose. Users should make their own judgements about those matters and/or seek independent advice. You assume all risks associated with use of the data provided on this page.

# Race Results

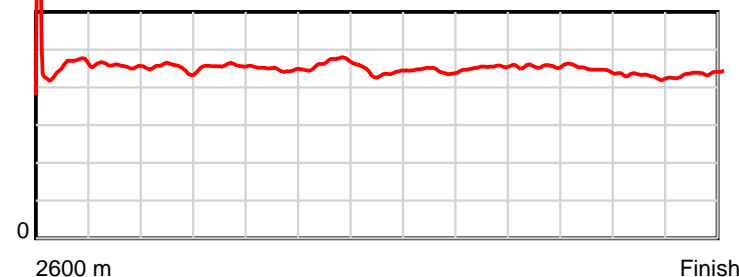
November 01, 2021, Race 1, THE JOINER SHOP PACE, Distance 2600m, Addington - Survey 3200m

Result	TAB no.	Horse (Barrier)	2200m to	2000m to	1800m to	1600m to	1400m to	1200m to	1000m to	800m to	600m to	400m to	200m to	Total or	Margin
6th	10	Frank Burns (9)	2000m	1800m	1600m	1400m	1200m	1000m	800m	600m	400m	200m	WP	Average	
		Position in running (margin)	13(18.2)	13(17.8)	14(14.8)	13(14.3)	14(14.4)	8(7.6)	2(2.0)	2(1.7)	2(1.4)	2(0.6)	3(3.3)		6.90
		Sectional time (s)	15.24	14.84	14.73	15.69	14.41	14.74	15.07	15.07	15.10	14.42	14.26		
		Cumulative time (s)	163.57	148.33	133.49	118.76	103.07	88.66	73.92	58.85	43.78	28.68	14.26	3:18.63	
		Speed (m/s)	13.12	13.48	13.58	12.75	13.88	13.57	13.27	13.27	13.25	13.87	14.03	13.09	
		Stride length (m)	5.92	6.17	6.09	5.93	6.11	6.03	6.03	6.05	5.92	5.94	6.13	5.92	
		Stride duration (s)	0.451	0.458	0.448	0.465	0.440	0.444	0.454	0.456	0.447	0.429	0.437	0.452	
		Stride efficiency (%)	54.79	59.43	57.89	54.93	58.36	56.74	56.77	57.26	54.84	55.22	58.71	54.67	
		Stride count	33.78	32.43	32.86	33.73	32.73	33.19	33.18	33.04	33.76	33.65	32.63	439.56	

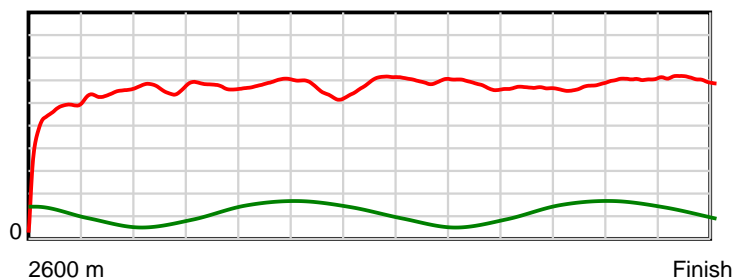
10 m Stride length



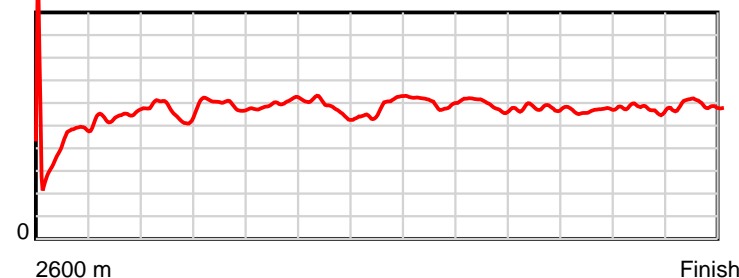
0.5 s Stride duration



20 m/sec Speed



100 % Stride efficiency



Note: Horizontal distance axis grid lines are 200m furlongs.

## Disclaimer.

HRNZ and NZMTC and Thoroughbred Ratings Pty Ltd accepts no responsibility for the completeness or accuracy of any of the information contained herein, and makes no representations about its suitability for any particular purpose. Users should make their own judgements about those matters and/or seek independent advice. You assume all risks associated with use of the data provided on this page.



# Race Results



November 01, 2021, Race 1, THE JOINER SHOP PACE, Distance 2600m, Addington - Survey 3200m

Result	TAB no.	Horse (Barrier)	2600 to 2400m	2400m to 2200m
7th	11	Pixie (10)		
		Position in running (margin)	-	12(12.8)
		Sectional time (s)	19.20	14.82
		Cumulative time (s)	198.64	179.44
		Speed (m/s)	10.41	13.50
		Stride length (m)	5.02	5.81
		Stride duration (s)	0.437	0.431
		Stride efficiency (%)	39.42	52.75
		Stride count	39.82	34.42

## Disclaimer.

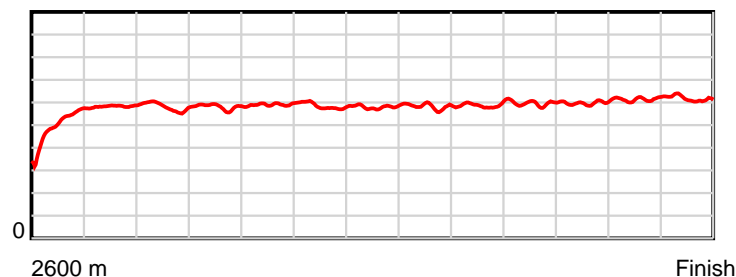
HRNZ and NZMTC and Thoroughbred Ratings Pty Ltd accepts no responsibility for the completeness or accuracy of any of the information contained herein, and makes no representations about its suitability for any particular purpose. Users should make their own judgements about those matters and/or seek independent advice. You assume all risks associated with use of the data provided on this page.

# Race Results

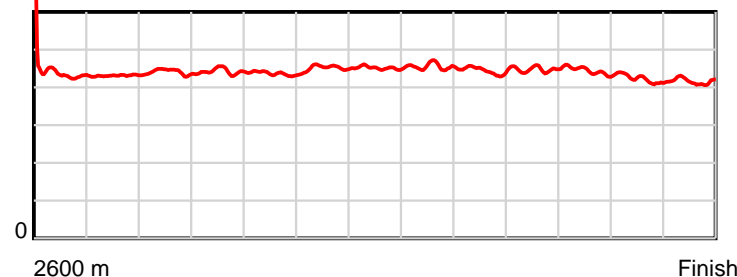
November 01, 2021, Race 1, THE JOINER SHOP PACE, Distance 2600m, Addington - Survey 3200m

Result	TAB no.	Horse (Barrier)	2200m to	2000m to	1800m to	1600m to	1400m to	1200m to	1000m to	800m to	600m to	400m to	200m to	Total or	Margin
7th	11	Pixie (10)	2000m	1800m	1600m	1400m	1200m	1000m	800m	600m	400m	200m	WP	Average	
		Position in running (margin)	10(11.6)	10(11.0)	10(10.3)	11(11.0)	11(10.2)	12(10.6)	12(10.1)	11(10.0)	11(9.1)	11(7.7)	10(7.2)		6.90
		Sectional time (s)	15.19	15.22	14.94	15.56	15.60	15.59	15.10	14.97	14.99	13.90	13.56		
		Cumulative time (s)	164.62	149.43	134.21	119.27	103.71	88.11	72.52	57.42	42.45	27.46	13.56	3:18.64	
		Speed (m/s)	13.17	13.14	13.39	12.85	12.82	12.83	13.25	13.36	13.34	14.39	14.75	13.09	
		Stride length (m)	5.81	5.81	5.85	5.80	5.79	5.84	5.89	5.98	5.92	6.08	6.14	5.81	
		Stride duration (s)	0.441	0.442	0.437	0.451	0.451	0.456	0.444	0.447	0.444	0.423	0.416	0.444	
		Stride efficiency (%)	52.68	52.77	53.40	52.59	52.32	53.34	54.13	55.81	54.85	57.78	58.93	52.81	
		Stride count	34.45	34.42	34.21	34.48	34.56	34.23	33.98	33.46	33.76	32.89	32.57	447.25	

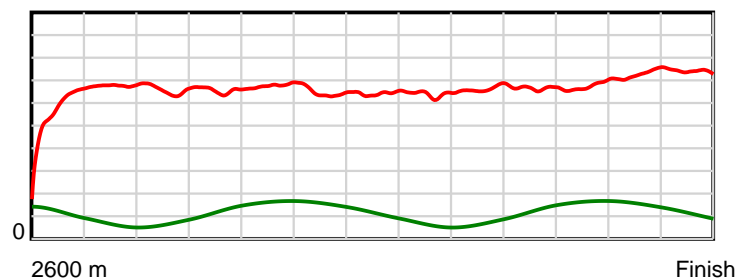
10 m Stride length



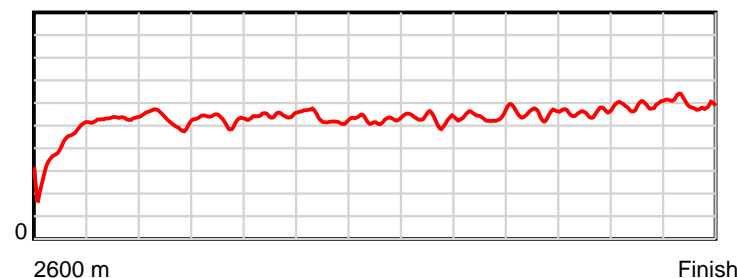
0.6 s Stride duration



20 m/sec Speed



100 % Stride efficiency



Note: Horizontal distance axis grid lines are 200m furlongs.

## Disclaimer.

HRNZ and NZMTC and Thoroughbred Ratings Pty Ltd accepts no responsibility for the completeness or accuracy of any of the information contained herein, and makes no representations about its suitability for any particular purpose. Users should make their own judgements about those matters and/or seek independent advice. You assume all risks associated with use of the data provided on this page.



# Race Results



November 01, 2021, Race 1, THE JOINER SHOP PACE, Distance 2600m, Addington - Survey 3200m

Result	TAB no.	Horse (Barrier)	2600 to	2400m to
8th	3	Miss Markle (2)	2400m	2200m
		Position in running (margin)	-	8(9.2)
		Sectional time (s)	18.63	14.90
		Cumulative time (s)	198.76	180.13
		Speed (m/s)	10.73	13.42
		Stride length (m)	5.00	5.92
		Stride duration (s)	0.446	0.441
		Stride efficiency (%)	39.09	54.76
		Stride count	39.99	33.79

## Disclaimer.

HRNZ and NZMTC and Thoroughbred Ratings Pty Ltd accepts no responsibility for the completeness or accuracy of any of the information contained herein, and makes no representations about its suitability for any particular purpose. Users should make their own judgements about those matters and/or seek independent advice. You assume all risks associated with use of the data provided on this page.

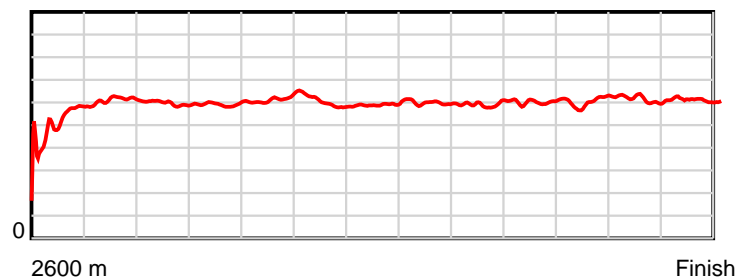


# Race Results

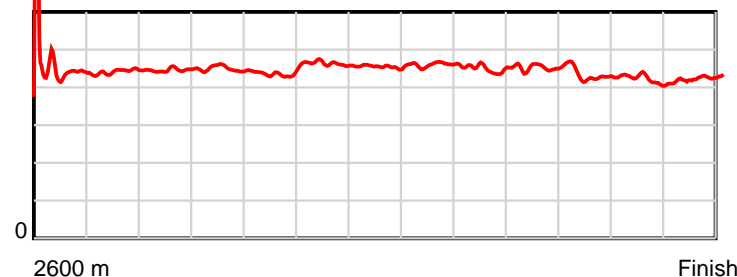
November 01, 2021, Race 1, THE JOINER SHOP PACE, Distance 2600m, Addington - Survey 3200m

Result	TAB no.	Horse (Barrier)	2200m to	2000m to	1800m to	1600m to	1400m to	1200m to	1000m to	800m to	600m to	400m to	200m to	Total or	Margin
8th	3	Miss Markle (2)	2000m	1800m	1600m	1400m	1200m	1000m	800m	600m	400m	200m	WP	Average	
		Position in running (margin)	8(8.5)	8(8.2)	7(6.9)	8(6.6)	7(6.4)	6(6.0)	8(6.6)	8(7.6)	8(7.2)	7(4.0)	6(5.1)		7.60
		Sectional time (s)	15.26	15.11	14.77	15.65	15.48	15.78	15.29	15.05	14.69	14.17	13.98		
		Cumulative time (s)	165.23	149.97	134.86	120.09	104.44	88.96	73.18	57.89	42.84	28.15	13.98	3:18.76	
		Speed (m/s)	13.11	13.24	13.54	12.78	12.92	12.67	13.08	13.29	13.61	14.11	14.31	13.08	
		Stride length (m)	5.85	5.94	5.94	5.91	5.88	5.83	5.88	6.02	5.87	5.93	6.08	5.84	
		Stride duration (s)	0.446	0.449	0.438	0.462	0.455	0.460	0.450	0.453	0.431	0.420	0.425	0.446	
		Stride efficiency (%)	53.53	55.19	55.09	54.61	54.08	53.13	54.00	56.71	53.84	54.91	57.73	53.26	
		Stride count	34.17	33.65	33.68	33.83	34.00	34.30	34.02	33.20	34.07	33.74	32.91	445.35	

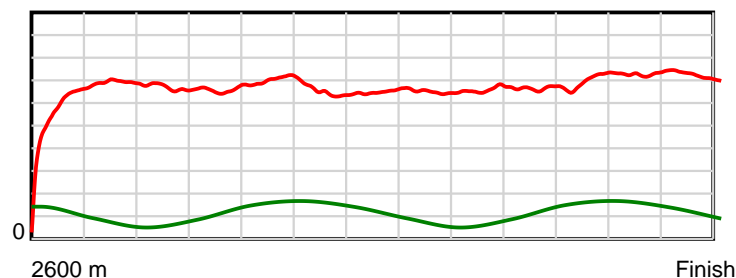
10 m Stride length



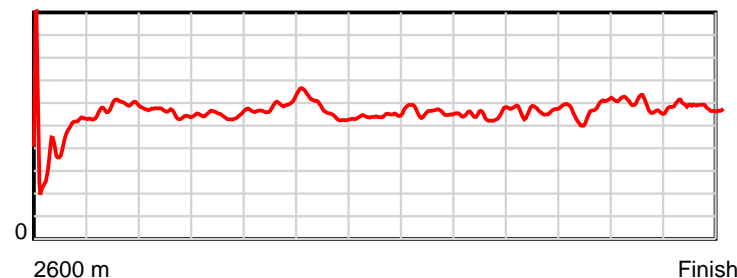
0.5 s Stride duration



20 m/sec Speed



100 % Stride efficiency



Note: Horizontal distance axis grid lines are 200m furlongs.

## Disclaimer.

HRNZ and NZMTC and Thoroughbred Ratings Pty Ltd accepts no responsibility for the completeness or accuracy of any of the information contained herein, and makes no representations about its suitability for any particular purpose. Users should make their own judgements about those matters and/or seek independent advice. You assume all risks associated with use of the data provided on this page.



# Race Results



November 01, 2021, Race 1, THE JOINER SHOP PACE, Distance 2600m, Addington - Survey 3200m

Result	TAB no.	Horse (Barrier)	2600 to	2400m to
9th	5	Hilda Maud (4)	2400m	2200m
		Position in running (margin)	-	15(21.7)
		Sectional time (s)	20.60	15.38
		Cumulative time (s)	199.09	178.49
		Speed (m/s)	9.71	13.00
		Stride length (m)	4.18	5.51
		Stride duration (s)	0.418	0.423
		Stride efficiency (%)	27.31	47.40
		Stride count	47.84	36.31

## Disclaimer.

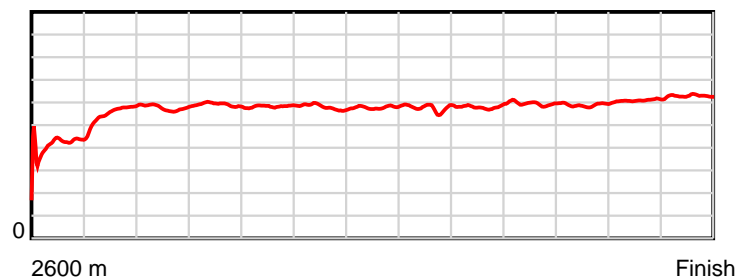
HRNZ and NZMTC and Thoroughbred Ratings Pty Ltd accepts no responsibility for the completeness or accuracy of any of the information contained herein, and makes no representations about its suitability for any particular purpose. Users should make their own judgements about those matters and/or seek independent advice. You assume all risks associated with use of the data provided on this page.

# Race Results

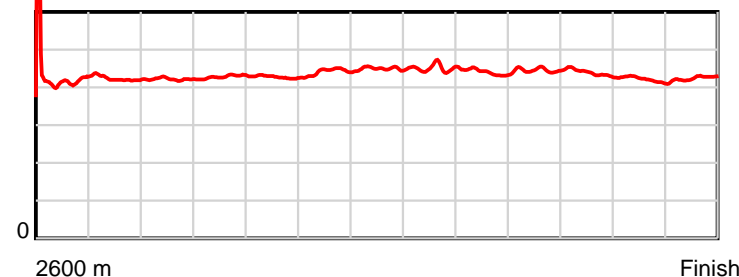
November 01, 2021, Race 1, THE JOINER SHOP PACE, Distance 2600m, Addington - Survey 3200m

Result	TAB no.	Horse (Barrier)	2200m to	2000m to	1800m to	1600m to	1400m to	1200m to	1000m to	800m to	600m to	400m to	200m to	Total or	Margin
9th	5	Hilda Maud (4)	2000m	1800m	1600m	1400m	1200m	1000m	800m	600m	400m	200m	WP	Average	
		Position in running (margin)	15(23.8)	14(20.1)	13(14.8)	14(14.4)	12(12.2)	14(12.6)	14(12.2)	13(12.1)	13(11.2)	12(9.6)	12(10.2)		9.50
		Sectional time (s)	14.67	14.46	14.76	15.30	15.61	15.61	15.11	14.97	14.96	14.07	13.59		
		Cumulative time (s)	163.11	148.44	133.98	119.22	103.92	88.31	72.70	57.59	42.62	27.66	13.59	3:19.09	
		Speed (m/s)	13.63	13.83	13.55	13.07	12.81	12.81	13.24	13.36	13.37	14.21	14.72	13.06	
		Stride length (m)	5.75	5.92	5.80	5.77	5.76	5.79	5.82	5.96	5.87	5.98	6.26	5.67	
		Stride duration (s)	0.422	0.428	0.428	0.441	0.449	0.452	0.440	0.446	0.439	0.421	0.425	0.434	
		Stride efficiency (%)	51.63	54.73	52.48	51.96	51.76	52.32	52.92	55.52	53.82	55.91	61.20	50.22	
		Stride count	34.80	33.79	34.51	34.68	34.75	34.57	34.37	33.55	34.08	33.44	31.96	458.65	

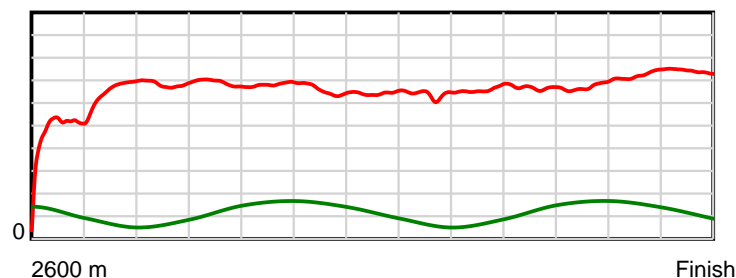
10 m Stride length



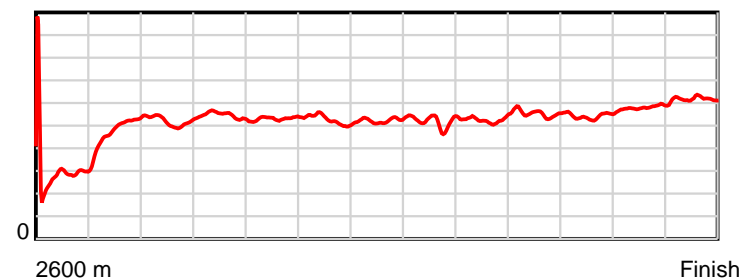
0.5 s Stride duration



20 m/sec Speed



100 % Stride efficiency



Note: Horizontal distance axis grid lines are 200m furlongs.

## Disclaimer.

HRNZ and NZMTC and Thoroughbred Ratings Pty Ltd accepts no responsibility for the completeness or accuracy of any of the information contained herein, and makes no representations about its suitability for any particular purpose. Users should make their own judgements about those matters and/or seek independent advice. You assume all risks associated with use of the data provided on this page.



# Race Results



November 01, 2021, Race 1, THE JOINER SHOP PACE, Distance 2600m, Addington - Survey 3200m

Result	TAB no.	Horse (Barrier)	2600 to	2400m to
10th	14	Reformed (12)	2400m	2200m
		Position in running (margin)	-	7(7.0)
		Sectional time (s)	18.34	14.89
		Cumulative time (s)	199.13	180.79
		Speed (m/s)	10.90	13.43
		Stride length (m)	5.42	6.18
		Stride duration (s)	0.452	0.460
		Stride efficiency (%)	45.87	59.69
		Stride count	36.91	32.36

## Disclaimer.

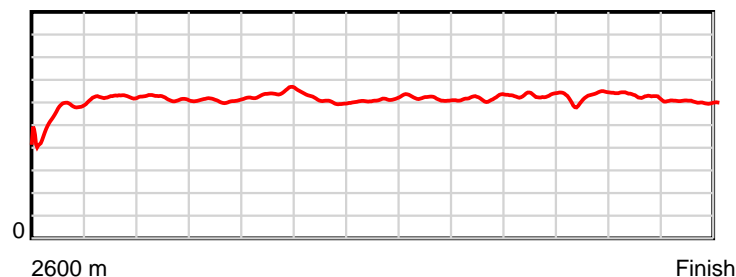
HRNZ and NZMTC and Thoroughbred Ratings Pty Ltd accepts no responsibility for the completeness or accuracy of any of the information contained herein, and makes no representations about its suitability for any particular purpose. Users should make their own judgements about those matters and/or seek independent advice. You assume all risks associated with use of the data provided on this page.

# Race Results

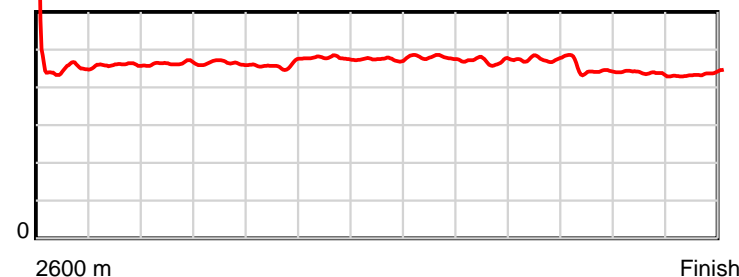
November 01, 2021, Race 1, THE JOINER SHOP PACE, Distance 2600m, Addington - Survey 3200m

Result	TAB no.	Horse (Barrier)	2200m to	2000m to	1800m to	1600m to	1400m to	1200m to	1000m to	800m to	600m to	400m to	200m to	Total or	Margin
10th	14	Reformed (12)	2000m	1800m	1600m	1400m	1200m	1000m	800m	600m	400m	200m	WP	Average	
		Position in running (margin)	7(6.2)	5(5.6)	5(4.6)	4(3.1)	5(4.7)	4(4.1)	6(4.1)	6(5.1)	6(4.8)	4(1.5)	5(4.1)		9.70
		Sectional time (s)	15.20	15.17	14.57	15.95	15.43	15.69	15.28	15.06	14.69	14.40	14.46		
		Cumulative time (s)	165.90	150.70	135.53	120.96	105.01	89.58	73.89	58.61	43.55	28.86	14.46	3:19.13	
		Speed (m/s)	13.16	13.18	13.73	12.54	12.96	12.75	13.09	13.28	13.61	13.89	13.83	13.06	
		Stride length (m)	6.09	6.12	6.31	6.00	6.15	6.10	6.15	6.32	6.08	6.07	6.03	6.07	
		Stride duration (s)	0.463	0.464	0.459	0.478	0.475	0.479	0.470	0.475	0.446	0.437	0.436	0.465	
		Stride efficiency (%)	57.96	58.50	62.17	56.18	59.19	58.23	59.20	62.34	57.71	57.64	56.91	57.59	
		Stride count	32.84	32.69	31.71	33.36	32.50	32.76	32.49	31.67	32.91	32.93	33.14	428.27	

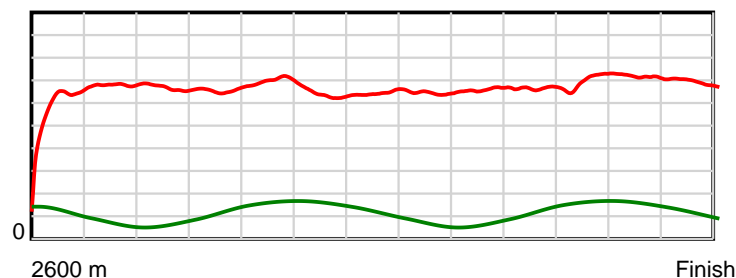
10 m Stride length



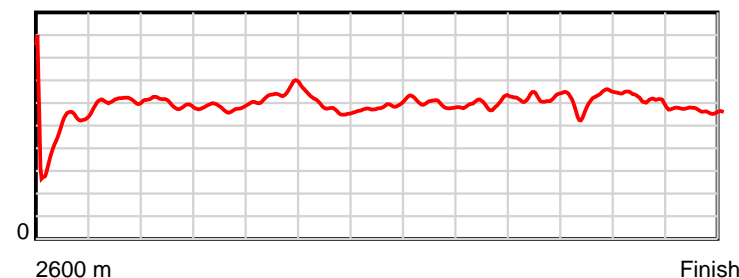
0.6 s Stride duration



20 m/sec Speed



100 % Stride efficiency



Note: Horizontal distance axis grid lines are 200m furlongs.

## Disclaimer.

HRNZ and NZMTC and Thoroughbred Ratings Pty Ltd accepts no responsibility for the completeness or accuracy of any of the information contained herein, and makes no representations about its suitability for any particular purpose. Users should make their own judgements about those matters and/or seek independent advice. You assume all risks associated with use of the data provided on this page.



# Race Results



November 01, 2021, Race 1, THE JOINER SHOP PACE, Distance 2600m, Addington - Survey 3200m

Result	TAB no.	Horse (Barrier)	2600 to	2400m to
11th	1	White Diamond ... (0)	2400m	2200m
		Position in running (margin)	-	4(4.6)
		Sectional time (s)	17.85	14.92
		Cumulative time (s)	199.43	181.58
		Speed (m/s)	11.20	13.40
		Stride length (m)	5.21	6.09
		Stride duration (s)	0.448	0.454
		Stride efficiency (%)	42.38	57.87
		Stride count	38.40	32.86

## Disclaimer.

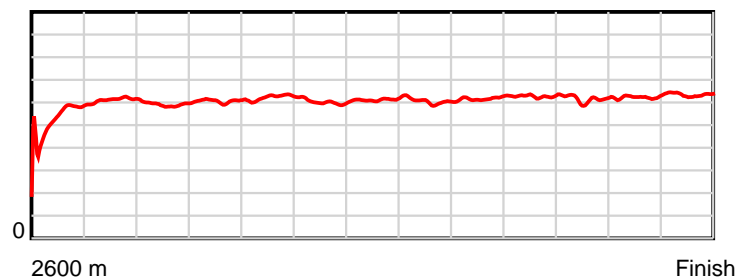
HRNZ and NZMTC and Thoroughbred Ratings Pty Ltd accepts no responsibility for the completeness or accuracy of any of the information contained herein, and makes no representations about its suitability for any particular purpose. Users should make their own judgements about those matters and/or seek independent advice. You assume all risks associated with use of the data provided on this page.

# Race Results

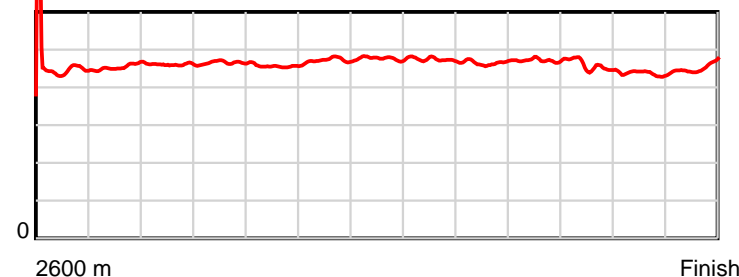
November 01, 2021, Race 1, THE JOINER SHOP PACE, Distance 2600m, Addington - Survey 3200m

Result	TAB no.	Horse (Barrier)	2200m to	2000m to	1800m to	1600m to	1400m to	1200m to	1000m to	800m to	600m to	400m to	200m to	Total or	Margin
11th	1	White Diamond ... (0)	2000m	1800m	1600m	1400m	1200m	1000m	800m	600m	400m	200m	WP	Average	
		Position in running (margin)	4(4.0)	6(6.4)	6(6.6)	6(6.3)	6(6.0)	7(6.5)	7(6.1)	7(5.9)	7(5.5)	8(4.9)	9(7.1)		11.30
		Sectional time (s)	15.70	15.37	14.77	15.62	15.63	15.60	15.09	15.06	15.13	14.34	14.35		
		Cumulative time (s)	166.66	150.96	135.59	120.82	105.20	89.57	73.97	58.88	43.82	28.69	14.35	3:19.43	
		Speed (m/s)	12.74	13.01	13.54	12.80	12.80	12.82	13.25	13.28	13.22	13.95	13.94	13.04	
		Stride length (m)	5.86	6.06	6.18	6.04	6.10	6.08	6.17	6.26	6.05	6.08	6.32	6.03	
		Stride duration (s)	0.460	0.465	0.456	0.472	0.477	0.474	0.465	0.471	0.458	0.436	0.454	0.462	
		Stride efficiency (%)	53.68	57.30	59.69	57.07	58.14	57.72	59.44	61.30	57.21	57.82	62.51	56.74	
		Stride count	34.12	33.03	32.36	33.10	32.79	32.91	32.43	31.93	33.05	32.88	31.62	431.48	

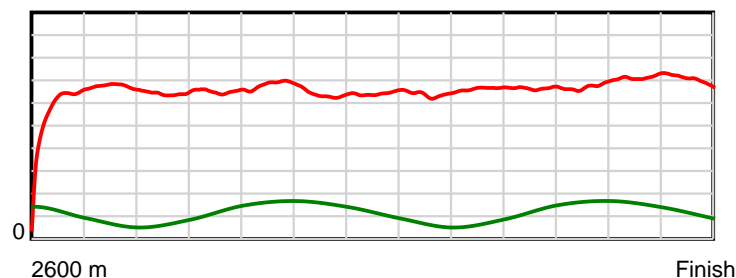
10 m Stride length



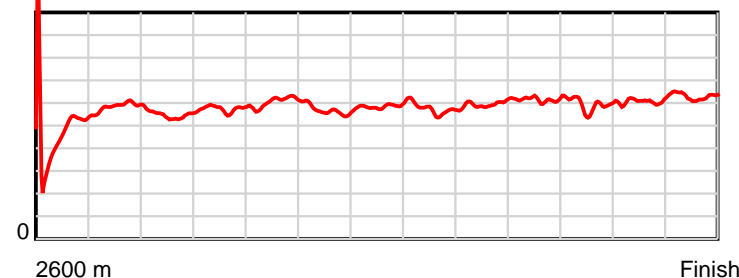
0.5 s Stride duration



20 m/sec Speed



100 % Stride efficiency



Note: Horizontal distance axis grid lines are 200m furlongs.

## Disclaimer.

HRNZ and NZMTC and Thoroughbred Ratings Pty Ltd accepts no responsibility for the completeness or accuracy of any of the information contained herein, and makes no representations about its suitability for any particular purpose. Users should make their own judgements about those matters and/or seek independent advice. You assume all risks associated with use of the data provided on this page.



# Race Results



November 01, 2021, Race 1, THE JOINER SHOP PACE, Distance 2600m, Addington - Survey 3200m

Result	TAB no.	Horse (Barrier)	2600 to 2400m	2400m to 2200m
12th	15	Manzini (13)		
		Position in running (margin)	-	11(11.5)
		Sectional time (s)	18.95	14.82
		Cumulative time (s)	199.62	180.67
		Speed (m/s)	10.55	13.50
		Stride length (m)	4.95	5.65
		Stride duration (s)	0.432	0.419
		Stride efficiency (%)	38.26	49.93
		Stride count	40.42	35.38

## Disclaimer.

HRNZ and NZMTC and Thoroughbred Ratings Pty Ltd accepts no responsibility for the completeness or accuracy of any of the information contained herein, and makes no representations about its suitability for any particular purpose. Users should make their own judgements about those matters and/or seek independent advice. You assume all risks associated with use of the data provided on this page.

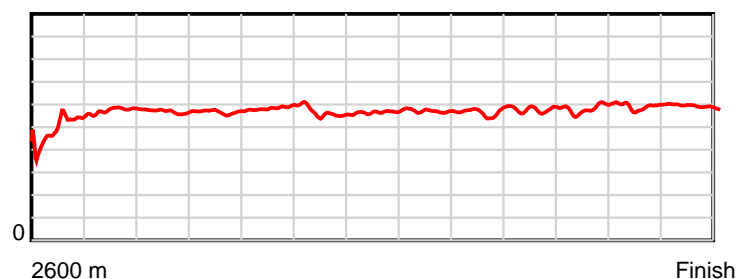


# Race Results

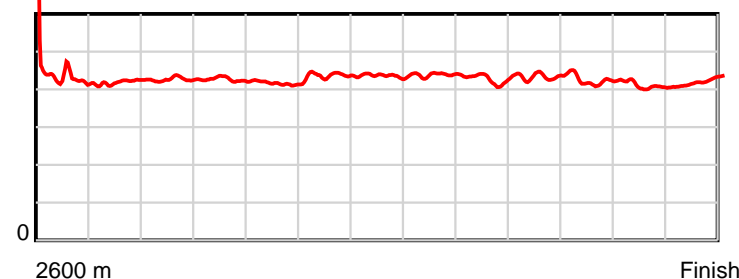
November 01, 2021, Race 1, THE JOINER SHOP PACE, Distance 2600m, Addington - Survey 3200m

Result	TAB no.	Horse (Barrier)	2200m to	2000m to	1800m to	1600m to	1400m to	1200m to	1000m to	800m to	600m to	400m to	200m to	Total or	Margin
12th	15	Manzini (13)	2000m	1800m	1600m	1400m	1200m	1000m	800m	600m	400m	200m	WP	Average	
		Position in running (margin)	9(10.3)	9(9.8)	8(8.3)	7(6.5)	8(8.3)	9(7.6)	9(7.6)	10(8.7)	10(8.5)	10(6.3)	11(8.2)		12.40
		Sectional time (s)	15.21	15.08	14.52	15.99	15.43	15.67	15.31	15.07	14.88	14.29	14.40		
		Cumulative time (s)	165.85	150.64	135.56	121.04	105.05	89.62	73.95	58.64	43.57	28.69	14.40	3:19.62	
		Speed (m/s)	13.15	13.26	13.77	12.51	12.96	12.76	13.06	13.27	13.44	14.00	13.89	13.02	
		Stride length (m)	5.61	5.65	5.73	5.47	5.65	5.60	5.59	5.76	5.70	5.73	5.87	5.60	
		Stride duration (s)	0.427	0.426	0.416	0.437	0.436	0.439	0.428	0.434	0.424	0.409	0.422	0.430	
		Stride efficiency (%)	49.14	49.92	51.40	46.75	49.88	49.07	48.80	51.77	50.81	51.24	53.77	49.07	
		Stride count	35.66	35.38	34.87	36.56	35.40	35.69	35.79	34.75	35.07	34.93	34.10	464.00	

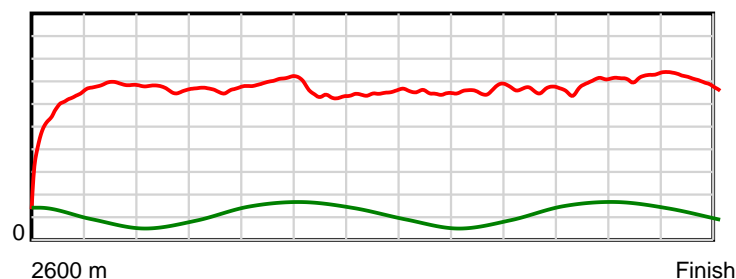
10 m Stride length



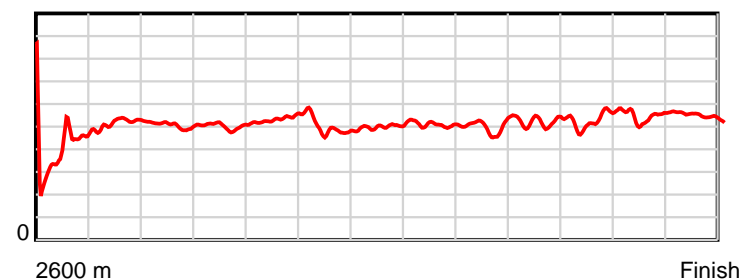
0.6 s Stride duration



20 m/sec Speed



100 % Stride efficiency



Note: Horizontal distance axis grid lines are 200m furlongs.

## Disclaimer.

HRNZ and NZMTC and Thoroughbred Ratings Pty Ltd accepts no responsibility for the completeness or accuracy of any of the information contained herein, and makes no representations about its suitability for any particular purpose. Users should make their own judgements about those matters and/or seek independent advice. You assume all risks associated with use of the data provided on this page.



# Race Results



November 01, 2021, Race 1, THE JOINER SHOP PACE, Distance 2600m, Addington - Survey 3200m

Result	TAB no.	Horse (Barrier)	2600 to 2400m	2400m to 2200m
13th	9	<b>Opawa Louie (8)</b>		
		Position in running (margin)	-	14(16.0)
		Sectional time (s)	19.73	15.79
		Cumulative time (s)	199.65	179.92
		Speed (m/s)	10.14	12.67
		Stride length (m)	5.45	6.06
		Stride duration (s)	0.501	0.479
		Stride efficiency (%)	46.42	57.48
		Stride count	36.70	32.98

## Disclaimer.

HRNZ and NZMTC and Thoroughbred Ratings Pty Ltd accepts no responsibility for the completeness or accuracy of any of the information contained herein, and makes no representations about its suitability for any particular purpose. Users should make their own judgements about those matters and/or seek independent advice. You assume all risks associated with use of the data provided on this page.

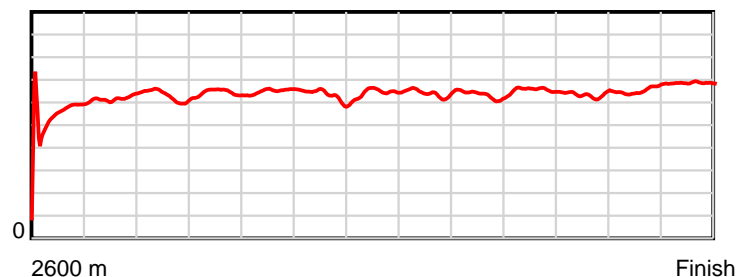
# Race Results

November 01, 2021, Race 1, THE JOINER SHOP PACE, Distance 2600m, Addington - Survey 3200m

Result	TAB no.	Horse (Barrier)	2200m to	2000m to	1800m to	1600m to	1400m to	1200m to	1000m to	800m to	600m to	400m to	200m to	Total or	Margin
13th	9	Opawa Louie (8)	2000m	1800m	1600m	1400m	1200m	1000m	800m	600m	400m	200m	WP	Average	
		Position in running (margin)	14(20.6)	15(21.2)	15(17.5)	15(17.4)	15(16.8)	15(13.8)	15(13.7)	15(16.6)	15(13.5)	14(12.5)	13(11.7)		12.60
		Sectional time (s)	15.40	14.72	14.79	15.59	15.04	15.66	15.60	14.61	15.05	13.84	13.83		
		Cumulative time (s)	164.13	148.73	134.01	119.22	103.63	88.59	72.93	57.33	42.72	27.67	13.83	3:19.65	
		Speed (m/s)	12.99	13.59	13.52	12.83	13.30	12.77	12.82	13.69	13.29	14.45	14.46	13.02	
		Stride length (m)	6.14	6.42	6.38	6.21	6.39	6.27	6.22	6.58	6.28	6.53	6.83	6.27	
		Stride duration (s)	0.473	0.473	0.472	0.484	0.481	0.491	0.485	0.481	0.473	0.452	0.472	0.482	
		Stride efficiency (%)	58.94	64.45	63.53	60.30	63.89	61.45	60.46	67.67	61.64	66.63	73.00	61.51	
		Stride count	32.57	31.14	31.37	32.20	31.28	31.89	32.15	30.39	31.84	30.63	29.26	414.40	

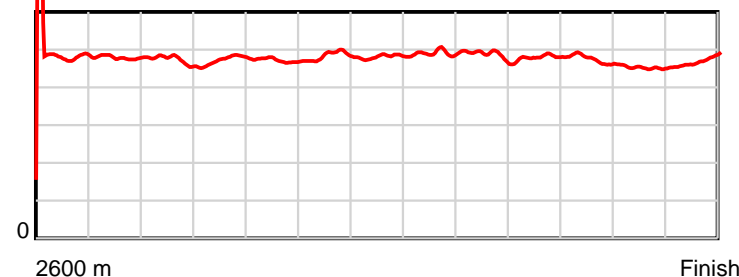
10 m

Stride length



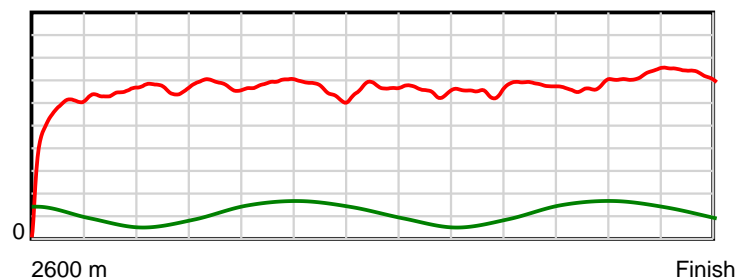
0.5 s

Stride duration



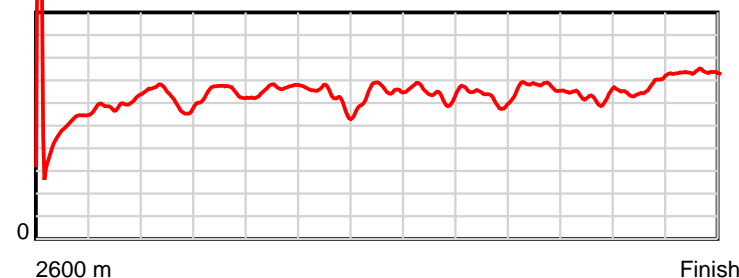
20 m/sec

Speed



100 %

Stride efficiency



Note: Horizontal distance axis grid lines are 200m furlongs.

## Disclaimer.

HRNZ and NZMTC and Thoroughbred Ratings Pty Ltd accepts no responsibility for the completeness or accuracy of any of the information contained herein, and makes no representations about its suitability for any particular purpose. Users should make their own judgements about those matters and/or seek independent advice. You assume all risks associated with use of the data provided on this page.



# Race Results



November 01, 2021, Race 1, THE JOINER SHOP PACE, Distance 2600m, Addington - Survey 3200m

Result	TAB no.	Horse (Barrier)	2600 to	2400m to
14th	8	Pacific Clippe... (7)	2400m	2200m
		Position in running (margin)	-	10(11.0)
		Sectional time (s)	18.63	15.92
		Cumulative time (s)	200.25	181.62
		Speed (m/s)	10.73	12.56
		Stride length (m)	5.06	5.48
		Stride duration (s)	0.458	0.436
		Stride efficiency (%)	39.94	46.89
		Stride count	39.56	36.51

## Disclaimer.

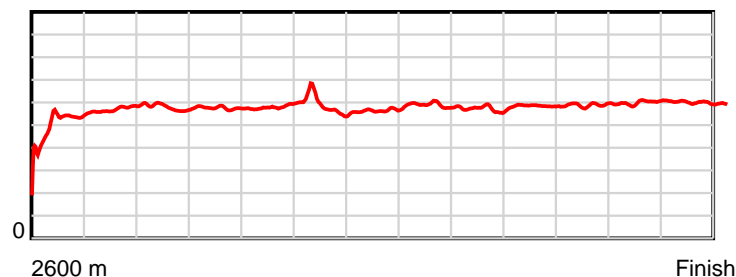
HRNZ and NZMTC and Thoroughbred Ratings Pty Ltd accepts no responsibility for the completeness or accuracy of any of the information contained herein, and makes no representations about its suitability for any particular purpose. Users should make their own judgements about those matters and/or seek independent advice. You assume all risks associated with use of the data provided on this page.

# Race Results

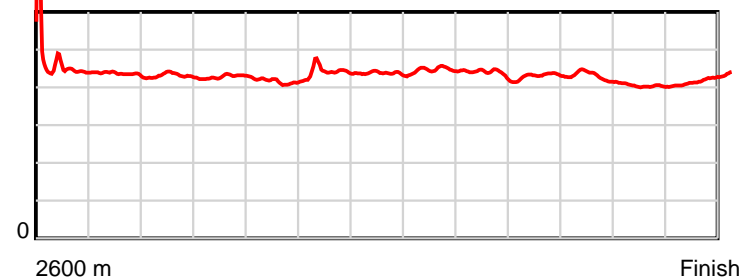
November 01, 2021, Race 1, THE JOINER SHOP PACE, Distance 2600m, Addington - Survey 3200m

Result	TAB no.	Horse (Barrier)	2200m to	2000m to	1800m to	1600m to	1400m to	1200m to	1000m to	800m to	600m to	400m to	200m to	Total or	Margin
14th	8	Pacific Clippe... (7)	2000m	1800m	1600m	1400m	1200m	1000m	800m	600m	400m	200m	WP	Average	
		Position in running (margin)	12(16.4)	12(16.7)	12(13.4)	12(14.2)	13(13.5)	13(12.1)	13(12.1)	14(15.0)	14(12.8)	15(14.0)	15(14.6)		15.90
		Sectional time (s)	15.34	14.79	14.95	15.57	15.31	15.69	15.60	14.73	15.44	14.07	14.21		
		Cumulative time (s)	165.70	150.36	135.57	120.62	105.05	89.74	74.05	58.45	43.72	28.28	14.21	3:20.25	
		Speed (m/s)	13.04	13.52	13.38	12.85	13.06	12.75	12.82	13.58	12.95	14.21	14.07	12.98	
		Stride length (m)	5.62	5.80	5.56	5.67	5.71	5.70	5.57	5.86	5.52	5.73	5.97	5.63	
		Stride duration (s)	0.431	0.429	0.416	0.442	0.437	0.447	0.435	0.432	0.426	0.403	0.424	0.433	
		Stride efficiency (%)	49.27	52.56	48.31	50.32	50.92	50.77	48.50	53.72	47.64	51.23	55.66	49.45	
		Stride count	35.62	34.49	35.97	35.25	35.04	35.09	35.90	34.11	36.22	34.93	33.51	462.20	

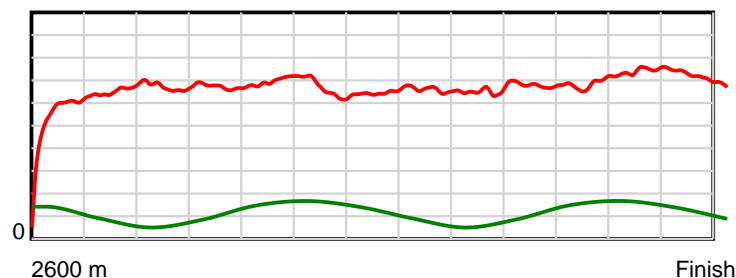
10 m Stride length



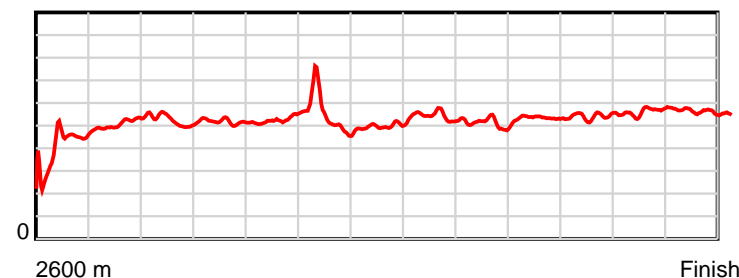
0.5 s Stride duration



20 m/sec Speed



100 % Stride efficiency



Note: Horizontal distance axis grid lines are 200m furlongs.

## Disclaimer.

HRNZ and NZMTC and Thoroughbred Ratings Pty Ltd accepts no responsibility for the completeness or accuracy of any of the information contained herein, and makes no representations about its suitability for any particular purpose. Users should make their own judgements about those matters and/or seek independent advice. You assume all risks associated with use of the data provided on this page.



# Race Results



November 01, 2021, Race 1, THE JOINER SHOP PACE, Distance 2600m, Addington - Survey 3200m

Result	TAB no.	Horse (Barrier)	2600 to	2400m to
15th	7	Doubt I'm Drea... (6)	2400m	2200m
		Position in running (margin)	-	9(9.5)
		Sectional time (s)	18.46	15.56
		Cumulative time (s)	202.37	183.91
		Speed (m/s)	10.83	12.85
		Stride length (m)	4.69	5.40
		Stride duration (s)	0.428	0.420
		Stride efficiency (%)	34.40	45.65
		Stride count	42.62	37.00

## Disclaimer.

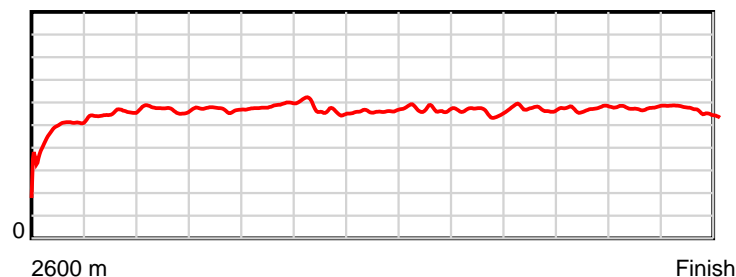
HRNZ and NZMTC and Thoroughbred Ratings Pty Ltd accepts no responsibility for the completeness or accuracy of any of the information contained herein, and makes no representations about its suitability for any particular purpose. Users should make their own judgements about those matters and/or seek independent advice. You assume all risks associated with use of the data provided on this page.

# Race Results

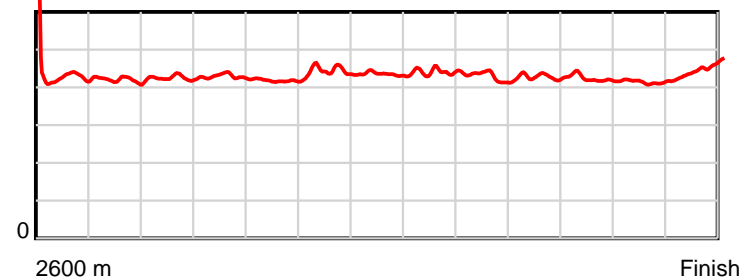
November 01, 2021, Race 1, THE JOINER SHOP PACE, Distance 2600m, Addington - Survey 3200m

Result	TAB no.	Horse (Barrier)	2200m to	2000m to	1800m to	1600m to	1400m to	1200m to	1000m to	800m to	600m to	400m to	200m to	Total or	Margin
15th	7	Doubt I'm Drea... (6)	2000m	1800m	1600m	1400m	1200m	1000m	800m	600m	400m	200m	WP	Average	
		Position in running (margin)	11(12.7)	11(12.1)	11(10.5)	10(8.7)	10(10.1)	11(9.5)	11(9.3)	12(11.7)	12(10.8)	13(9.8)	14(14.3)		27.70
		Sectional time (s)	15.19	15.07	14.52	15.91	15.44	15.65	15.52	14.95	15.08	14.72	16.30		
		Cumulative time (s)	168.35	153.16	138.09	123.57	107.66	92.22	76.57	61.05	46.10	31.02	16.30	3:22.37	
		Speed (m/s)	13.17	13.27	13.77	12.57	12.95	12.78	12.89	13.38	13.26	13.59	12.27	12.85	
		Stride length (m)	5.59	5.69	5.76	5.58	5.64	5.65	5.51	5.73	5.61	5.64	5.54	5.53	
		Stride duration (s)	0.425	0.429	0.418	0.444	0.435	0.442	0.428	0.428	0.423	0.415	0.452	0.430	
		Stride efficiency (%)	48.89	50.61	51.84	48.64	49.72	49.82	47.45	51.24	49.15	49.63	48.01	47.74	
		Stride count	35.75	35.14	34.73	35.85	35.46	35.42	36.29	34.93	35.66	35.49	36.08	470.42	

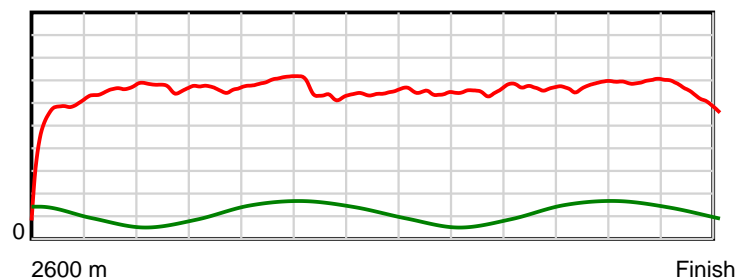
10 m Stride length



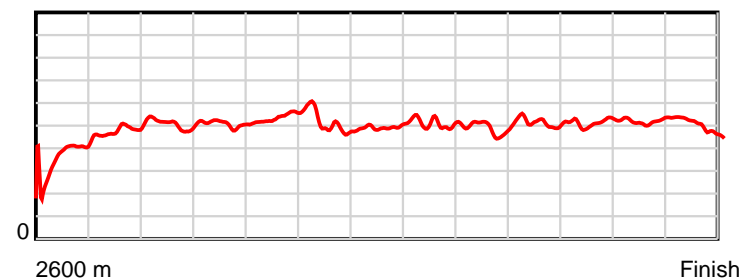
0.5 s Stride duration



20 m/sec Speed



100 % Stride efficiency



Note: Horizontal distance axis grid lines are 200m furlongs.

## Disclaimer.

HRNZ and NZMTC and Thoroughbred Ratings Pty Ltd accepts no responsibility for the completeness or accuracy of any of the information contained herein, and makes no representations about its suitability for any particular purpose. Users should make their own judgements about those matters and/or seek independent advice. You assume all risks associated with use of the data provided on this page.