



Race Results

Kaikoura Trotting Club Inc, HRNZ, November 01, 2021

Compilation date: November 1, 2021, 12:19:06 PM (NZDT)

Copyright © 2021 HRNZ and NZMTC. All rights reserved.

Trademarks.

StrideMASTER is a registered trademark of Thoroughbred Ratings Pty Ltd.

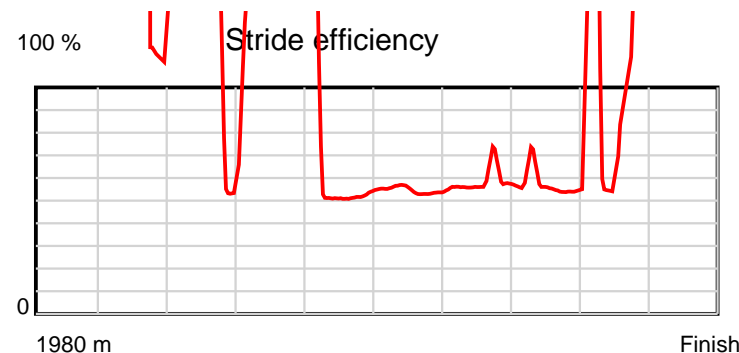
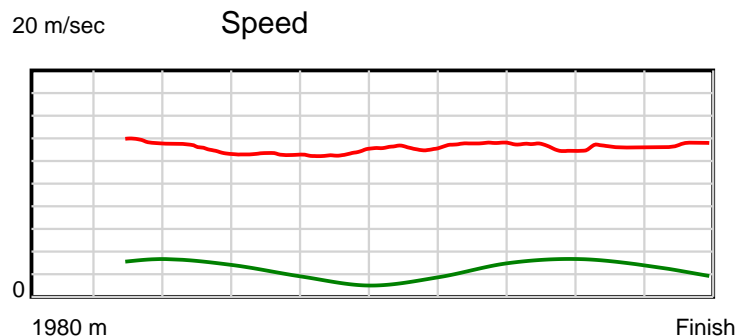
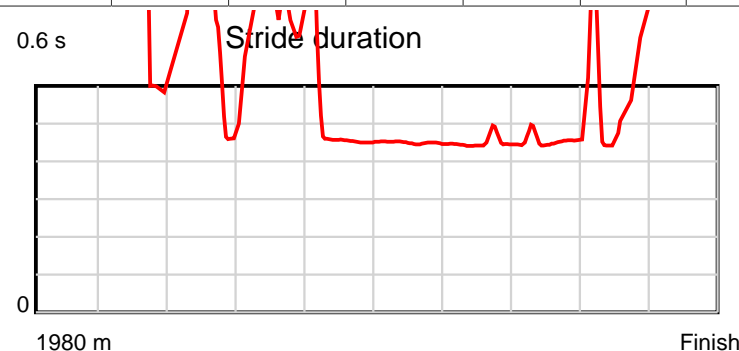
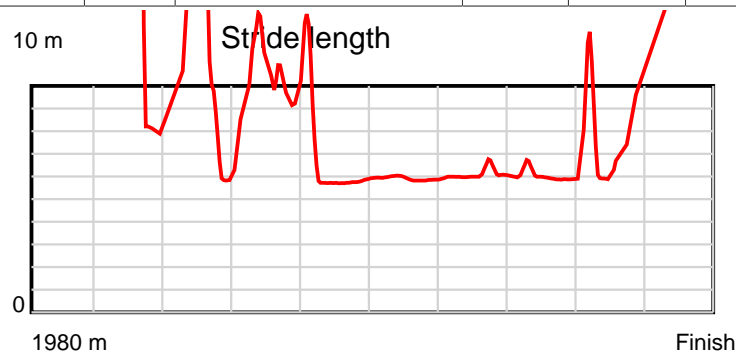
Disclaimer.

HRNZ and NZMTC and Thoroughbred Ratings Pty Ltd accepts no responsibility for the completeness or accuracy of any of the information contained herein, and makes no representations about its suitability for any particular purpose. Users should make their own judgements about those matters and/or seek independent advice. You assume all risks associated with use of the data provided on this page.

Race Results

November 01, 2021, Race 2, KAIKOURA BUILDING SERVICES ITM MOBILE TROT, Distance 1980m, Addington - Survey 1980m

| Result | TAB no. | Horse (Barrier) | 1980 to | 1800m to | 1600m to | 1400m to | 1200m to | 1000m to | 800m to | 600m to | 400m to | 200m to | Total or | Margin |
|--------|---------|------------------------------|---------|----------|----------|----------|----------|----------|---------|---------|---------|---------|----------|--------|
| 1st | 8 | Overzealous (8) | 1800m | 1600m | 1400m | 1200m | 1000m | 800m | 600m | 400m | 200m | WP | Average | |
| | | Position in running (margin) | - | 2(0.6) | 2(0.5) | 1(0.0) | 1(0.0) | 1(0.0) | 1(0.0) | 1(0.0) | 1(0.0) | 1(0.0) | | 0.00 |
| | | Sectional time (s) | 12.14 | 14.65 | 15.58 | 15.94 | 15.73 | 15.33 | 14.74 | 15.14 | 14.92 | 14.63 | | |
| | | Cumulative time (s) | 148.80 | 136.66 | 122.01 | 106.43 | 90.49 | 74.76 | 59.43 | 44.69 | 29.55 | 14.63 | 2:28.80 | |
| | | Speed (m/s) | 14.82 | 13.65 | 12.84 | 12.55 | 12.71 | 13.05 | 13.57 | 13.21 | 13.40 | 13.67 | 13.31 | |
| | | Stride length (m) | 6.55 | 7.11 | 9.69 | 8.71 | 6.06 | 5.86 | 6.09 | 6.02 | 8.67 | 14.28 | 7.35 | |
| | | Stride duration (s) | 0.441 | 0.521 | 0.755 | 0.694 | 0.476 | 0.449 | 0.449 | 0.456 | 0.647 | 1.045 | 0.552 | |
| | | Stride efficiency (%) | 67.00 | 78.99 | 146.65 | 118.63 | 57.34 | 53.65 | 57.98 | 56.69 | 117.37 | 318.86 | 84.36 | |
| | | Stride count | 27.49 | 28.13 | 20.64 | 22.95 | 33.02 | 34.13 | 32.83 | 33.21 | 23.08 | 14.00 | 269.48 | |



Note: Horizontal distance axis grid lines are 200m furlongs.

Disclaimer.

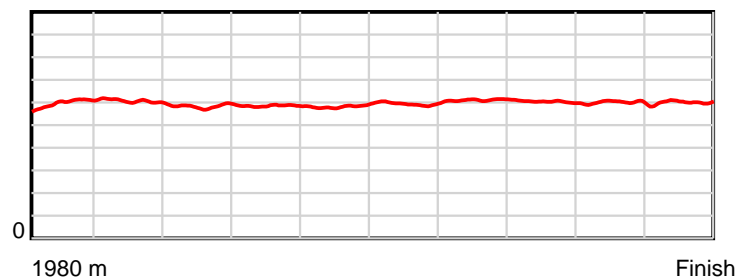
HRNZ and NZMTC and Thoroughbred Ratings Pty Ltd accepts no responsibility for the completeness or accuracy of any of the information contained herein, and makes no representations about its suitability for any particular purpose. Users should make their own judgements about those matters and/or seek independent advice. You assume all risks associated with use of the data provided on this page.

Race Results

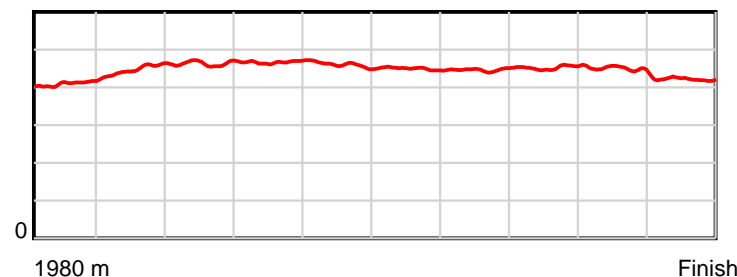
November 01, 2021, Race 2, KAIKOURA BUILDING SERVICES ITM MOBILE TROT, Distance 1980m, Addington - Survey 1980m

| Result | TAB no. | Horse (Barrier) | 1980 to | 1800m to | 1600m to | 1400m to | 1200m to | 1000m to | 800m to | 600m to | 400m to | 200m to | Total or | Margin |
|--------|---------|------------------------------|---------|----------|----------|----------|----------|----------|---------|---------|---------|---------|----------|--------|
| 2nd | 2 | Kenny Keko (2) | 1800m | 1600m | 1400m | 1200m | 1000m | 800m | 600m | 400m | 200m | WP | Average | |
| | | Position in running (margin) | - | 4(1.3) | 3(2.2) | 4(4.6) | 5(4.5) | 5(4.7) | 5(3.5) | 5(3.1) | 5(3.0) | 4(4.4) | | 0.60 |
| | | Sectional time (s) | 12.08 | 14.81 | 16.07 | 15.92 | 15.77 | 15.11 | 14.68 | 15.12 | 15.15 | 14.20 | | |
| | | Cumulative time (s) | 148.91 | 136.83 | 122.02 | 105.95 | 90.03 | 74.26 | 59.15 | 44.47 | 29.35 | 14.20 | 2:28.91 | |
| | | Speed (m/s) | 14.90 | 13.50 | 12.45 | 12.56 | 12.68 | 13.24 | 13.62 | 13.23 | 13.20 | 14.08 | 13.30 | |
| | | Stride length (m) | 6.03 | 6.04 | 5.77 | 5.87 | 5.83 | 5.95 | 6.09 | 5.99 | 5.92 | 5.94 | 5.94 | |
| | | Stride duration (s) | 0.410 | 0.448 | 0.464 | 0.467 | 0.460 | 0.450 | 0.447 | 0.453 | 0.448 | 0.421 | 0.447 | |
| | | Stride efficiency (%) | 56.90 | 57.08 | 52.02 | 53.77 | 53.18 | 55.32 | 57.88 | 56.13 | 54.71 | 55.05 | 55.15 | |
| | | Stride count | 29.83 | 33.09 | 34.66 | 34.10 | 34.28 | 33.61 | 32.86 | 33.37 | 33.80 | 33.70 | 333.30 | |

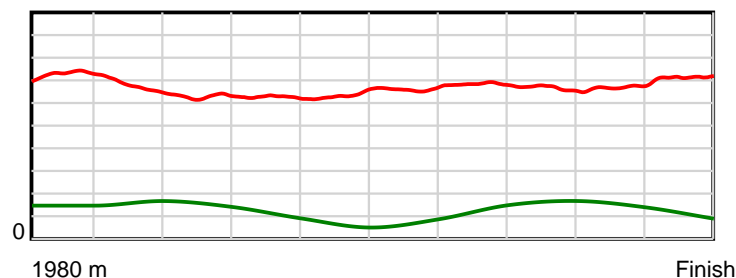
10 m Stride length



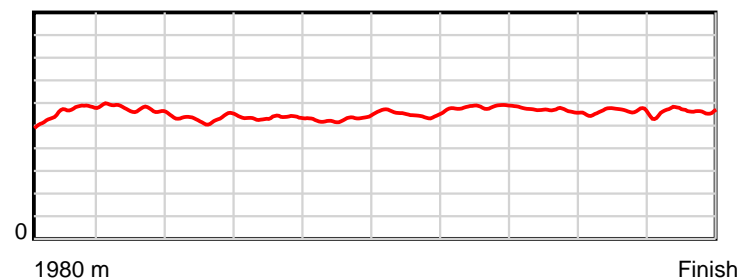
0.6 s Stride duration



20 m/sec Speed



100 % Stride efficiency



Note: Horizontal distance axis grid lines are 200m furlongs.

Disclaimer.

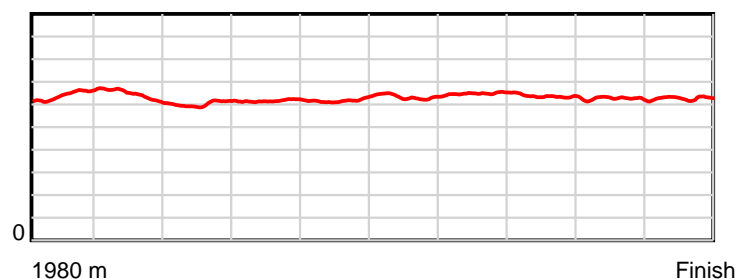
HRNZ and NZMTC and Thoroughbred Ratings Pty Ltd accepts no responsibility for the completeness or accuracy of any of the information contained herein, and makes no representations about its suitability for any particular purpose. Users should make their own judgements about those matters and/or seek independent advice. You assume all risks associated with use of the data provided on this page.

Race Results

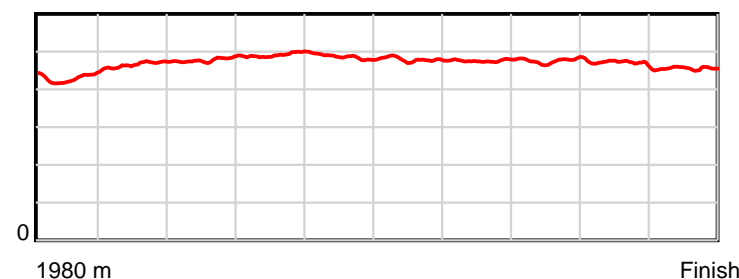
November 01, 2021, Race 2, KAIKOURA BUILDING SERVICES ITM MOBILE TROT, Distance 1980m, Addington - Survey 1980m

| Result | TAB no. | Horse (Barrier) | 1980 to | 1800m to | 1600m to | 1400m to | 1200m to | 1000m to | 800m to | 600m to | 400m to | 200m to | Total or | Margin |
|--------|---------|------------------------------|---------|----------|----------|----------|----------|----------|---------|---------|---------|---------|----------|--------|
| 3rd | 5 | Idle Stuartia (5) | 1800m | 1600m | 1400m | 1200m | 1000m | 800m | 600m | 400m | 200m | WP | Average | |
| | | Position in running (margin) | - | 1(0.0) | 1(0.0) | 2(2.2) | 2(2.2) | 3(2.6) | 2(1.5) | 3(1.5) | 2(1.0) | 2(2.3) | | 1.00 |
| | | Sectional time (s) | 12.00 | 14.66 | 16.04 | 15.94 | 15.78 | 15.15 | 14.74 | 15.07 | 15.13 | 14.47 | | |
| | | Cumulative time (s) | 148.98 | 136.98 | 122.32 | 106.28 | 90.34 | 74.56 | 59.41 | 44.67 | 29.60 | 14.47 | 2:28.98 | |
| | | Speed (m/s) | 15.00 | 13.64 | 12.47 | 12.55 | 12.67 | 13.20 | 13.57 | 13.27 | 13.22 | 13.82 | 13.29 | |
| | | Stride length (m) | 6.41 | 6.36 | 5.96 | 6.17 | 6.15 | 6.32 | 6.46 | 6.32 | 6.19 | 6.29 | 6.26 | |
| | | Stride duration (s) | 0.429 | 0.466 | 0.478 | 0.491 | 0.486 | 0.479 | 0.476 | 0.476 | 0.469 | 0.455 | 0.471 | |
| | | Stride efficiency (%) | 64.28 | 63.21 | 55.56 | 59.40 | 59.16 | 62.45 | 65.17 | 62.45 | 59.97 | 61.75 | 61.22 | |
| | | Stride count | 28.06 | 31.45 | 33.54 | 32.44 | 32.50 | 31.64 | 30.97 | 31.64 | 32.28 | 31.82 | 316.34 | |

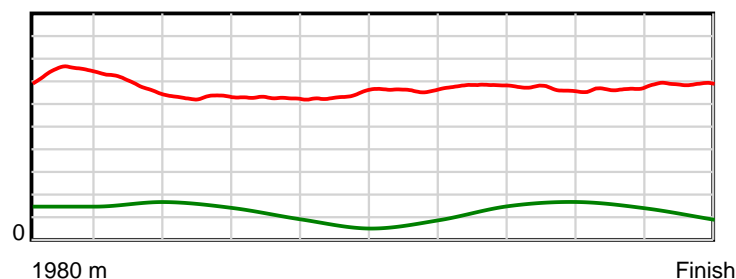
10 m Stride length



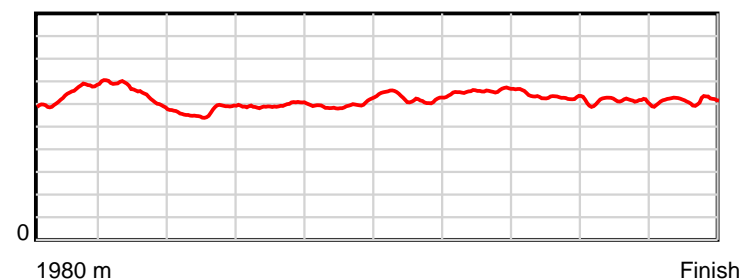
0.6 s Stride duration



20 m/sec Speed



100 % Stride efficiency



Note: Horizontal distance axis grid lines are 200m furlongs.

Disclaimer.

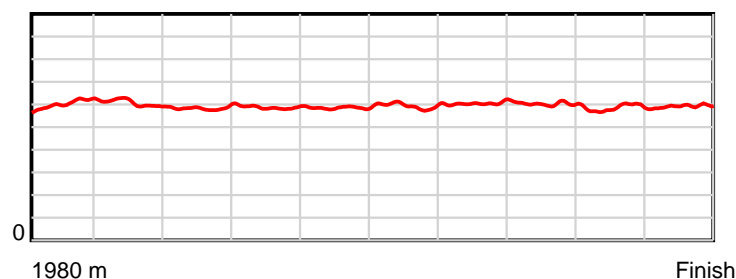
HRNZ and NZMTC and Thoroughbred Ratings Pty Ltd accepts no responsibility for the completeness or accuracy of any of the information contained herein, and makes no representations about its suitability for any particular purpose. Users should make their own judgements about those matters and/or seek independent advice. You assume all risks associated with use of the data provided on this page.

Race Results

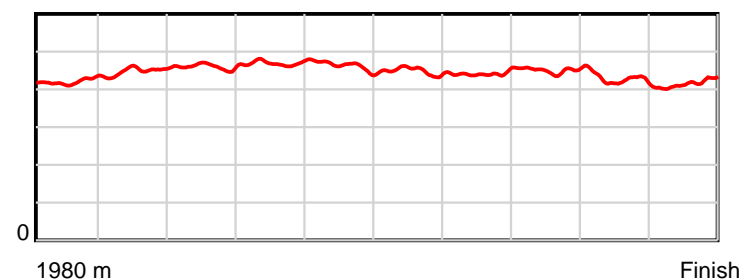
November 01, 2021, Race 2, KAIKOURA BUILDING SERVICES ITM MOBILE TROT, Distance 1980m, Addington - Survey 1980m

| Result | TAB no. | Horse (Barrier) | 1980 to | 1800m to | 1600m to | 1400m to | 1200m to | 1000m to | 800m to | 600m to | 400m to | 200m to | Total or | Margin |
|--------|---------|------------------------------|---------|----------|----------|----------|----------|----------|---------|---------|---------|---------|----------|--------|
| 4th | 10 | Sunnivue Phile... (10) | 1800m | 1600m | 1400m | 1200m | 1000m | 800m | 600m | 400m | 200m | WP | Average | |
| | | Position in running (margin) | - | 10(5.5) | 8(6.7) | 8(8.4) | 9(8.4) | 9(8.9) | 9(7.7) | 9(6.9) | 8(6.4) | 6(5.1) | | 1.70 |
| | | Sectional time (s) | 12.85 | 14.86 | 15.96 | 15.94 | 15.81 | 15.12 | 14.61 | 15.07 | 14.71 | 14.17 | | |
| | | Cumulative time (s) | 149.10 | 136.25 | 121.39 | 105.43 | 89.49 | 73.68 | 58.56 | 43.95 | 28.88 | 14.17 | 2:29.10 | |
| | | Speed (m/s) | 14.00 | 13.46 | 12.53 | 12.55 | 12.65 | 13.23 | 13.69 | 13.27 | 13.60 | 14.11 | 13.28 | |
| | | Stride length (m) | 6.08 | 6.03 | 5.78 | 5.89 | 5.85 | 5.94 | 6.05 | 5.99 | 5.81 | 5.89 | 5.93 | |
| | | Stride duration (s) | 0.421 | 0.448 | 0.461 | 0.469 | 0.462 | 0.449 | 0.442 | 0.451 | 0.427 | 0.417 | 0.446 | |
| | | Stride efficiency (%) | 57.76 | 56.91 | 52.16 | 54.14 | 53.45 | 55.07 | 57.18 | 56.02 | 52.69 | 54.14 | 54.88 | |
| | | Stride count | 29.61 | 33.14 | 34.62 | 33.98 | 34.20 | 33.69 | 33.06 | 33.40 | 34.44 | 33.98 | 334.12 | |

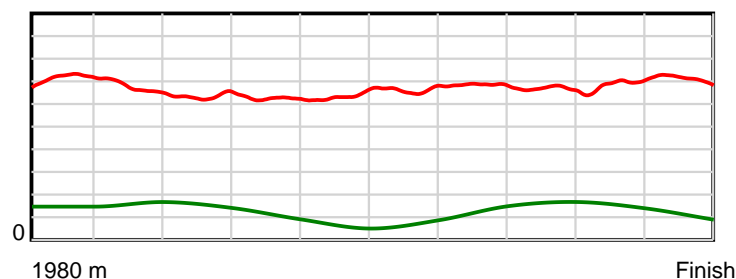
10 m Stride length



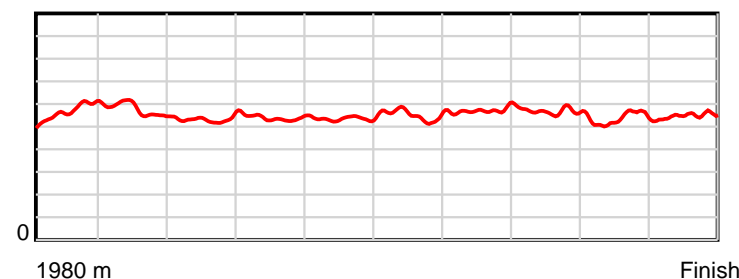
0.6 s Stride duration



20 m/sec Speed



100 % Stride efficiency



Note: Horizontal distance axis grid lines are 200m furlongs.

Disclaimer.

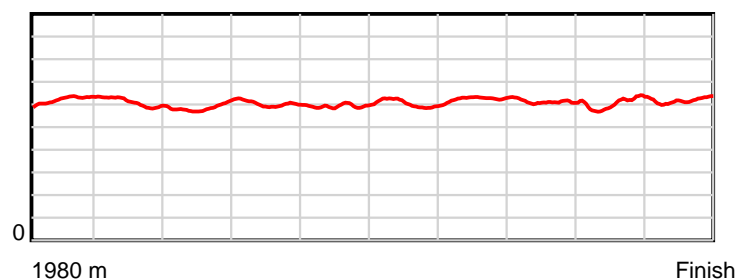
HRNZ and NZMTC and Thoroughbred Ratings Pty Ltd accepts no responsibility for the completeness or accuracy of any of the information contained herein, and makes no representations about its suitability for any particular purpose. Users should make their own judgements about those matters and/or seek independent advice. You assume all risks associated with use of the data provided on this page.

Race Results

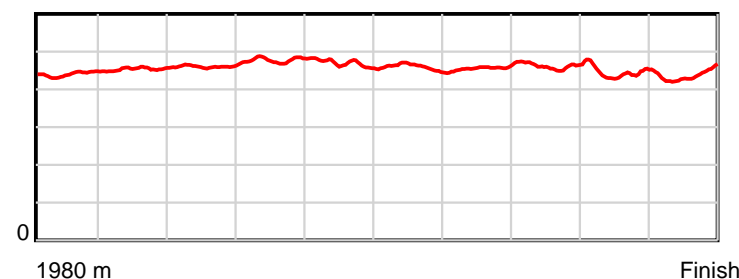
November 01, 2021, Race 2, KAIKOURA BUILDING SERVICES ITM MOBILE TROT, Distance 1980m, Addington - Survey 1980m

| Result | TAB no. | Horse (Barrier) | 1980 to | 1800m to | 1600m to | 1400m to | 1200m to | 1000m to | 800m to | 600m to | 400m to | 200m to | Total or | Margin |
|--------|---------|------------------------------|---------|----------|----------|----------|----------|----------|----------|---------|---------|---------|----------|--------|
| 5th | 12 | Shandon Bells (0) | 1800m | 1600m | 1400m | 1200m | 1000m | 800m | 600m | 400m | 200m | WP | Average | |
| | | Position in running (margin) | - | 12(9.2) | 11(10.3) | 10(10.7) | 11(10.5) | 11(11.1) | 11(10.0) | 11(8.7) | 10(8.1) | 10(7.6) | | 4.10 |
| | | Sectional time (s) | 13.48 | 14.85 | 15.74 | 15.90 | 15.83 | 15.14 | 14.52 | 15.05 | 14.83 | 14.20 | | |
| | | Cumulative time (s) | 149.54 | 136.06 | 121.21 | 105.47 | 89.57 | 73.74 | 58.60 | 44.08 | 29.03 | 14.20 | 2:29.54 | |
| | | Speed (m/s) | 13.35 | 13.47 | 12.71 | 12.58 | 12.63 | 13.21 | 13.77 | 13.29 | 13.49 | 14.08 | 13.24 | |
| | | Stride length (m) | 6.24 | 6.11 | 5.84 | 6.01 | 5.91 | 6.06 | 6.28 | 6.13 | 5.99 | 6.18 | 6.07 | |
| | | Stride duration (s) | 0.440 | 0.454 | 0.460 | 0.478 | 0.468 | 0.459 | 0.456 | 0.462 | 0.444 | 0.439 | 0.459 | |
| | | Stride efficiency (%) | 60.92 | 58.30 | 53.28 | 56.48 | 54.62 | 57.42 | 61.68 | 58.80 | 56.07 | 59.66 | 57.61 | |
| | | Stride count | 28.83 | 32.74 | 34.25 | 33.27 | 33.83 | 32.99 | 31.83 | 32.61 | 33.39 | 32.37 | 326.11 | |

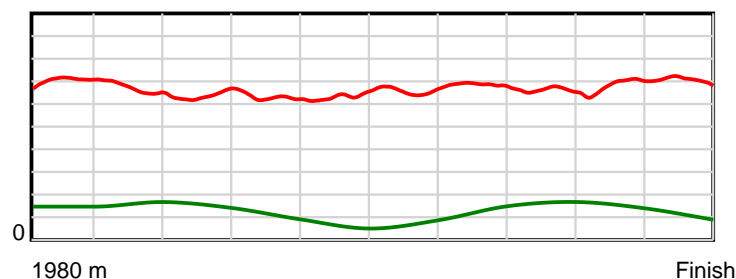
10 m Stride length



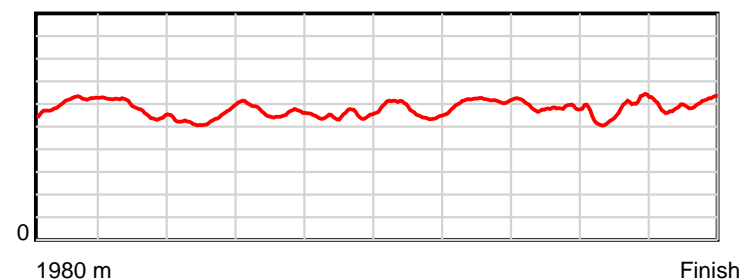
0.6 s Stride duration



20 m/sec Speed



100 % Stride efficiency



Note: Horizontal distance axis grid lines are 200m furlongs.

Disclaimer.

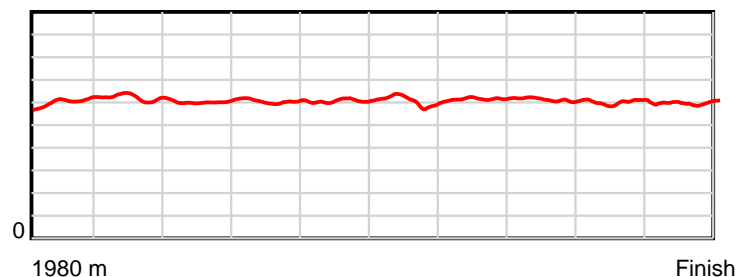
HRNZ and NZMTC and Thoroughbred Ratings Pty Ltd accepts no responsibility for the completeness or accuracy of any of the information contained herein, and makes no representations about its suitability for any particular purpose. Users should make their own judgements about those matters and/or seek independent advice. You assume all risks associated with use of the data provided on this page.

Race Results

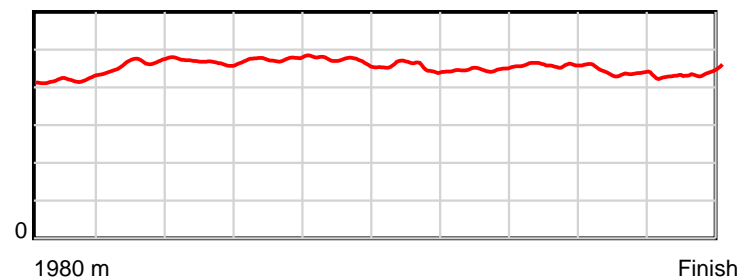
November 01, 2021, Race 2, KAIKOURA BUILDING SERVICES ITM MOBILE TROT, Distance 1980m, Addington - Survey 1980m

| Result | TAB no. | Horse (Barrier) | 1980 to | 1800m to | 1600m to | 1400m to | 1200m to | 1000m to | 800m to | 600m to | 400m to | 200m to | Total or | Margin |
|--------|---------|------------------------------|---------|----------|----------|----------|----------|----------|---------|---------|---------|---------|----------|--------|
| 6th | 11 | Bright Glow (11) | 1800m | 1600m | 1400m | 1200m | 1000m | 800m | 600m | 400m | 200m | WP | Average | |
| | | Position in running (margin) | - | 9(5.2) | 9(8.2) | 9(9.3) | 8(8.1) | 8(8.3) | 8(7.2) | 8(6.1) | 9(6.6) | 9(6.6) | | 6.30 |
| | | Sectional time (s) | 12.78 | 15.17 | 15.84 | 15.74 | 15.77 | 15.16 | 14.54 | 15.23 | 14.93 | 14.78 | | |
| | | Cumulative time (s) | 149.94 | 137.16 | 121.99 | 106.15 | 90.41 | 74.64 | 59.48 | 44.94 | 29.71 | 14.78 | 2:29.94 | |
| | | Speed (m/s) | 14.08 | 13.18 | 12.63 | 12.71 | 12.68 | 13.19 | 13.76 | 13.13 | 13.40 | 13.53 | 13.20 | |
| | | Stride length (m) | 6.08 | 6.10 | 5.90 | 6.05 | 5.97 | 5.99 | 6.16 | 6.03 | 5.86 | 5.93 | 6.01 | |
| | | Stride duration (s) | 0.420 | 0.462 | 0.467 | 0.476 | 0.471 | 0.454 | 0.448 | 0.459 | 0.437 | 0.439 | 0.455 | |
| | | Stride efficiency (%) | 57.84 | 58.10 | 54.39 | 57.16 | 55.71 | 56.11 | 59.37 | 56.80 | 53.58 | 55.03 | 56.35 | |
| | | Stride count | 29.59 | 32.80 | 33.90 | 33.07 | 33.50 | 33.38 | 32.45 | 33.17 | 34.15 | 33.70 | 329.71 | |

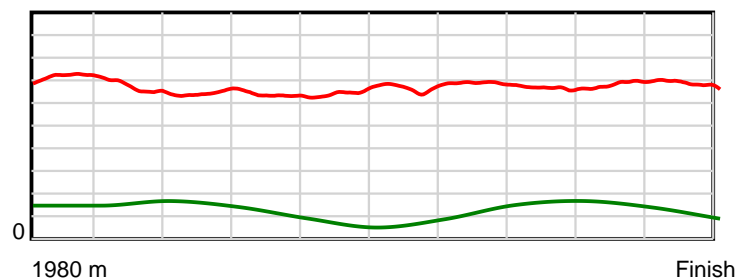
10 m Stride length



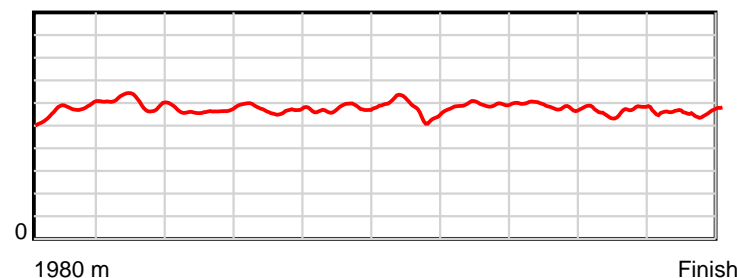
0.6 s Stride duration



20 m/sec Speed



100 % Stride efficiency



Note: Horizontal distance axis grid lines are 200m furlongs.

Disclaimer.

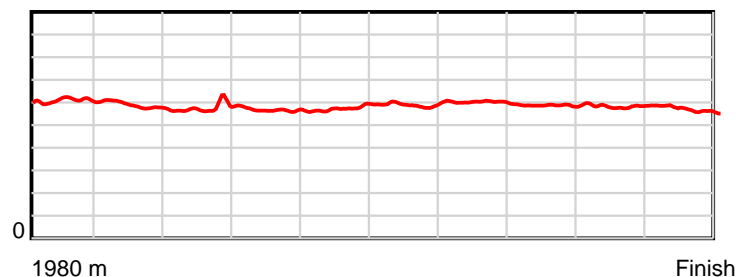
HRNZ and NZMTC and Thoroughbred Ratings Pty Ltd accepts no responsibility for the completeness or accuracy of any of the information contained herein, and makes no representations about its suitability for any particular purpose. Users should make their own judgements about those matters and/or seek independent advice. You assume all risks associated with use of the data provided on this page.

Race Results

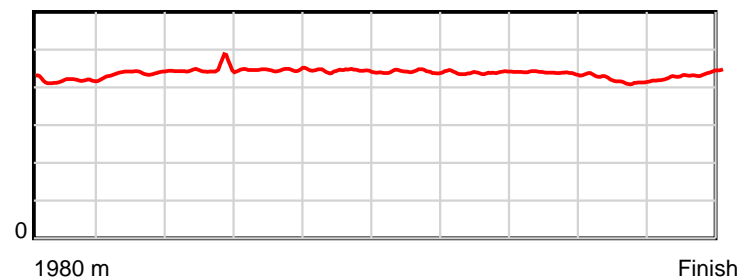
November 01, 2021, Race 2, KAIKOURA BUILDING SERVICES ITM MOBILE TROT, Distance 1980m, Addington - Survey 1980m

| Result | TAB no. | Horse (Barrier) | 1980 to | 1800m to | 1600m to | 1400m to | 1200m to | 1000m to | 800m to | 600m to | 400m to | 200m to | Total or | Margin |
|--------|---------|------------------------------|---------|----------|----------|----------|----------|----------|---------|---------|---------|---------|----------|--------|
| 7th | 3 | Sonoma Tyron (3) | 1800m | 1600m | 1400m | 1200m | 1000m | 800m | 600m | 400m | 200m | WP | Average | |
| | | Position in running (margin) | - | 6(2.7) | 7(6.5) | 7(7.2) | 6(6.2) | 6(6.2) | 6(5.2) | 6(4.1) | 6(4.6) | 3(4.1) | | 7.20 |
| | | Sectional time (s) | 12.40 | 15.30 | 15.78 | 15.78 | 15.73 | 15.17 | 14.56 | 15.22 | 14.84 | 15.31 | | |
| | | Cumulative time (s) | 150.09 | 137.69 | 122.39 | 106.61 | 90.83 | 75.10 | 59.93 | 45.37 | 30.15 | 15.31 | 2:30.09 | |
| | | Speed (m/s) | 14.51 | 13.07 | 12.67 | 12.67 | 12.71 | 13.18 | 13.74 | 13.14 | 13.48 | 13.06 | 13.19 | |
| | | Stride length (m) | 6.03 | 5.73 | 5.66 | 5.66 | 5.64 | 5.83 | 6.02 | 5.76 | 5.64 | 5.68 | 5.76 | |
| | | Stride duration (s) | 0.417 | 0.438 | 0.447 | 0.446 | 0.443 | 0.442 | 0.439 | 0.438 | 0.418 | 0.435 | 0.437 | |
| | | Stride efficiency (%) | 56.77 | 51.22 | 50.11 | 50.05 | 49.65 | 53.13 | 56.72 | 51.81 | 49.67 | 50.39 | 51.82 | |
| | | Stride count | 29.86 | 34.93 | 35.32 | 35.34 | 35.48 | 34.30 | 33.20 | 34.73 | 35.47 | 35.22 | 343.85 | |

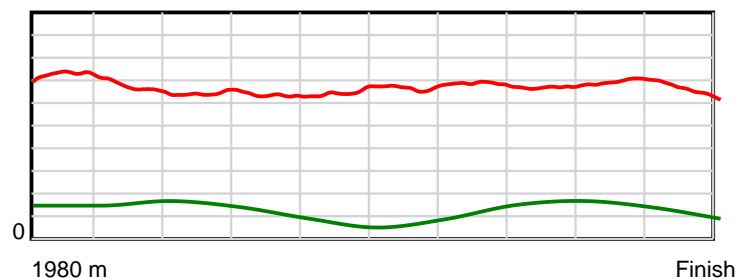
10 m Stride length



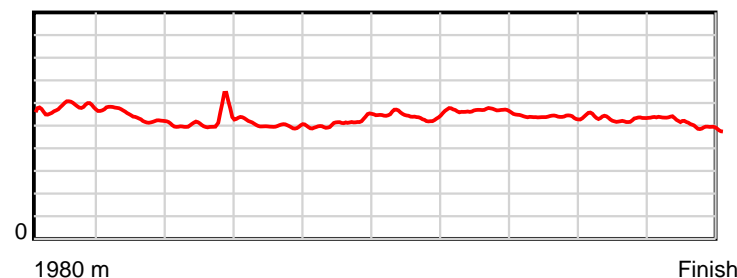
0.6 s Stride duration



20 m/sec Speed



100 % Stride efficiency



Note: Horizontal distance axis grid lines are 200m furlongs.

Disclaimer.

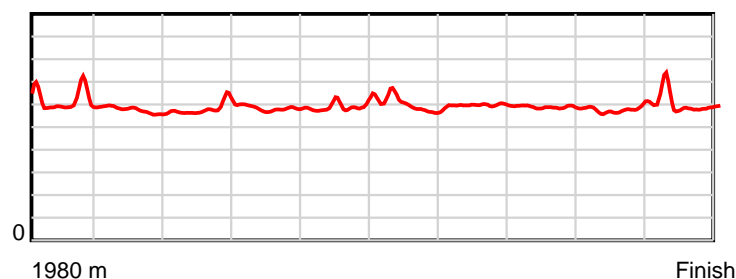
HRNZ and NZMTC and Thoroughbred Ratings Pty Ltd accepts no responsibility for the completeness or accuracy of any of the information contained herein, and makes no representations about its suitability for any particular purpose. Users should make their own judgements about those matters and/or seek independent advice. You assume all risks associated with use of the data provided on this page.

Race Results

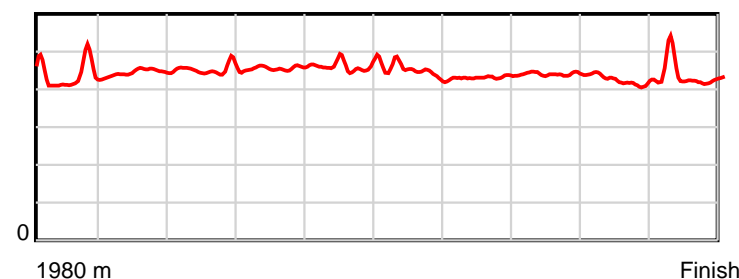
November 01, 2021, Race 2, KAIKOURA BUILDING SERVICES ITM MOBILE TROT, Distance 1980m, Addington - Survey 1980m

| Result | TAB no. | Horse (Barrier) | 1980 to | 1800m to | 1600m to | 1400m to | 1200m to | 1000m to | 800m to | 600m to | 400m to | 200m to | Total or | Margin |
|--------|---------|------------------------------|---------|----------|----------|----------|----------|----------|----------|---------|----------|---------|----------|--------|
| 8th | 7 | Sundons Flyer (7) | 1800m | 1600m | 1400m | 1200m | 1000m | 800m | 600m | 400m | 200m | WP | Average | |
| | | Position in running (margin) | - | 8(4.4) | 12(12.1) | 12(12.9) | 12(12.2) | 12(12.4) | 12(11.2) | 12(9.7) | 12(10.6) | 12(9.4) | | 8.10 |
| | | Sectional time (s) | 12.64 | 15.94 | 15.79 | 15.83 | 15.76 | 15.13 | 14.48 | 15.30 | 14.72 | 14.67 | | |
| | | Cumulative time (s) | 150.26 | 137.62 | 121.68 | 105.89 | 90.06 | 74.30 | 59.17 | 44.69 | 29.39 | 14.67 | 2:30.26 | |
| | | Speed (m/s) | 14.24 | 12.55 | 12.67 | 12.63 | 12.69 | 13.22 | 13.81 | 13.07 | 13.59 | 13.63 | 13.18 | |
| | | Stride length (m) | 6.08 | 5.58 | 5.72 | 5.77 | 5.83 | 5.87 | 5.97 | 5.76 | 5.74 | 5.96 | 5.82 | |
| | | Stride duration (s) | 0.430 | 0.445 | 0.451 | 0.457 | 0.460 | 0.444 | 0.432 | 0.440 | 0.422 | 0.437 | 0.442 | |
| | | Stride efficiency (%) | 57.81 | 48.67 | 51.06 | 52.10 | 53.17 | 53.91 | 55.61 | 51.81 | 51.50 | 55.50 | 52.98 | |
| | | Stride count | 29.59 | 35.84 | 34.99 | 34.64 | 34.29 | 34.05 | 33.53 | 34.73 | 34.84 | 33.56 | 340.06 | |

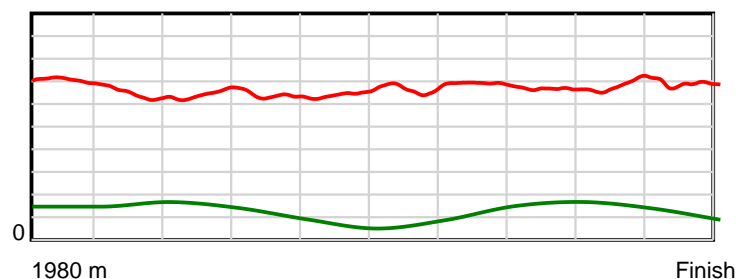
10 m Stride length



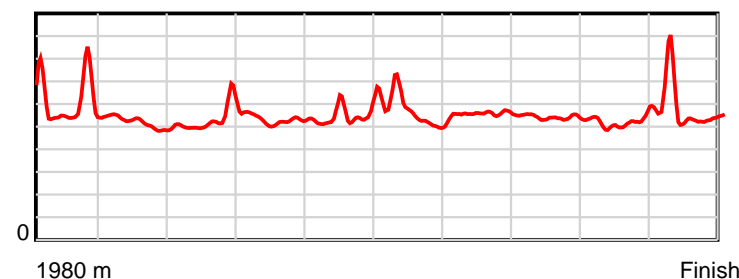
0.6 s Stride duration



20 m/sec Speed



100 % Stride efficiency



Note: Horizontal distance axis grid lines are 200m furlongs.

Disclaimer.

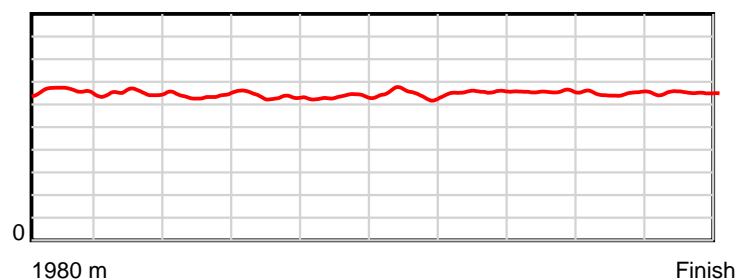
HRNZ and NZMTC and Thoroughbred Ratings Pty Ltd accepts no responsibility for the completeness or accuracy of any of the information contained herein, and makes no representations about its suitability for any particular purpose. Users should make their own judgements about those matters and/or seek independent advice. You assume all risks associated with use of the data provided on this page.

Race Results

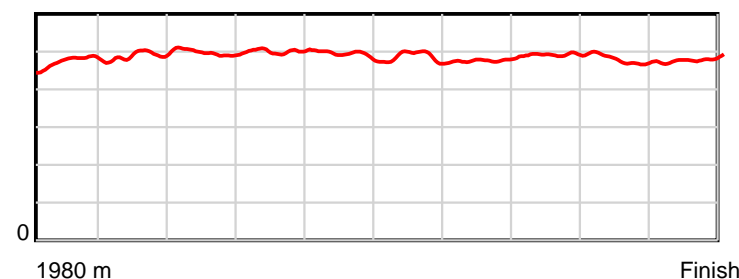
November 01, 2021, Race 2, KAIKOURA BUILDING SERVICES ITM MOBILE TROT, Distance 1980m, Addington - Survey 1980m

| Result | TAB no. | Horse (Barrier) | 1980 to | 1800m to | 1600m to | 1400m to | 1200m to | 1000m to | 800m to | 600m to | 400m to | 200m to | Total or | Margin |
|--------|---------|------------------------------|---------|----------|----------|----------|----------|----------|---------|---------|---------|---------|----------|--------|
| 9th | 9 | Luminosity (9) | 1800m | 1600m | 1400m | 1200m | 1000m | 800m | 600m | 400m | 200m | WP | Average | |
| | | Position in running (margin) | - | 11(6.3) | 10(9.9) | 11(11.1) | 10(10.0) | 10(10.3) | 10(9.1) | 10(7.8) | 11(8.2) | 11(9.2) | | 8.40 |
| | | Sectional time (s) | 13.08 | 15.26 | 15.85 | 15.77 | 15.77 | 15.13 | 14.52 | 15.20 | 15.09 | 14.65 | | |
| | | Cumulative time (s) | 150.32 | 137.24 | 121.98 | 106.13 | 90.36 | 74.59 | 59.46 | 44.94 | 29.74 | 14.65 | 2:30.32 | |
| | | Speed (m/s) | 13.76 | 13.11 | 12.62 | 12.68 | 12.68 | 13.22 | 13.77 | 13.16 | 13.25 | 13.65 | 13.17 | |
| | | Stride length (m) | 6.60 | 6.40 | 6.28 | 6.36 | 6.25 | 6.42 | 6.57 | 6.47 | 6.34 | 6.54 | 6.42 | |
| | | Stride duration (s) | 0.478 | 0.489 | 0.498 | 0.501 | 0.493 | 0.485 | 0.477 | 0.492 | 0.478 | 0.479 | 0.487 | |
| | | Stride efficiency (%) | 68.07 | 64.07 | 61.57 | 63.18 | 61.00 | 64.35 | 67.49 | 65.38 | 62.73 | 66.82 | 64.37 | |
| | | Stride count | 27.27 | 31.24 | 31.86 | 31.45 | 32.01 | 31.17 | 30.43 | 30.92 | 31.57 | 30.58 | 308.50 | |

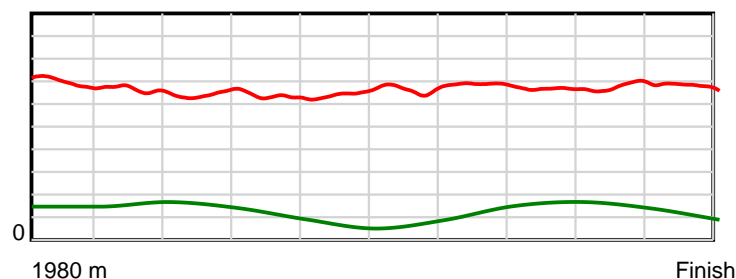
10 m Stride length



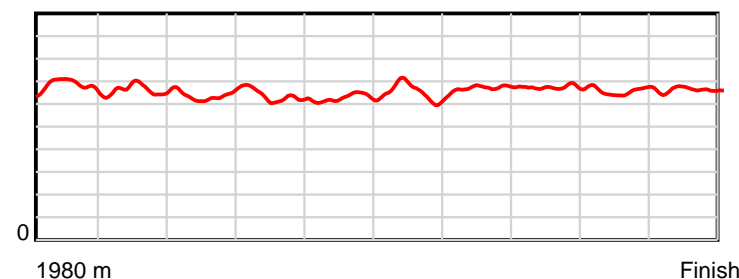
0.6 s Stride duration



20 m/sec Speed



100 % Stride efficiency



Note: Horizontal distance axis grid lines are 200m furlongs.

Disclaimer.

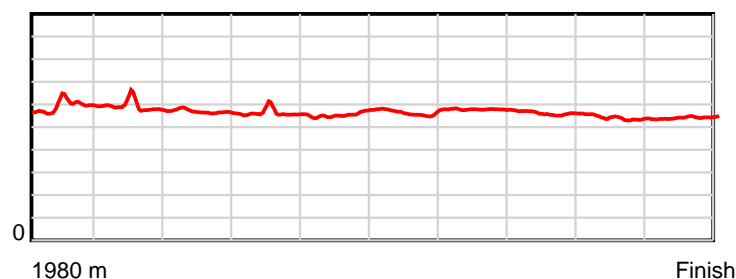
HRNZ and NZMTC and Thoroughbred Ratings Pty Ltd accepts no responsibility for the completeness or accuracy of any of the information contained herein, and makes no representations about its suitability for any particular purpose. Users should make their own judgements about those matters and/or seek independent advice. You assume all risks associated with use of the data provided on this page.

Race Results

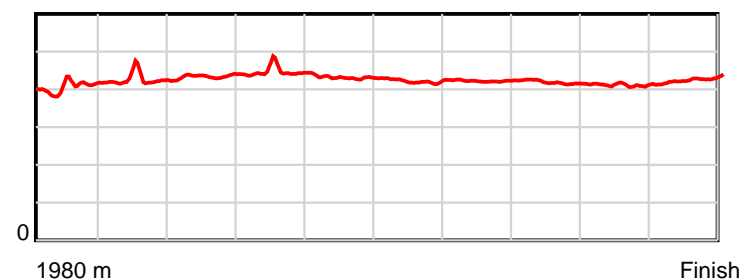
November 01, 2021, Race 2, KAIKOURA BUILDING SERVICES ITM MOBILE TROT, Distance 1980m, Addington - Survey 1980m

| Result | TAB no. | Horse (Barrier) | 1980 to | 1800m to | 1600m to | 1400m to | 1200m to | 1000m to | 800m to | 600m to | 400m to | 200m to | Total or | Margin |
|--------|---------|------------------------------|---------|----------|----------|----------|----------|----------|---------|---------|---------|---------|----------|--------|
| 10th | 6 | Madeleine Stow... (6) | 1800m | 1600m | 1400m | 1200m | 1000m | 800m | 600m | 400m | 200m | WP | Average | |
| | | Position in running (margin) | - | 5(1.9) | 4(2.9) | 3(2.8) | 3(2.6) | 2(2.5) | 3(1.5) | 2(0.7) | 3(1.4) | 5(4.7) | | 10.00 |
| | | Sectional time (s) | 12.39 | 14.82 | 15.65 | 15.90 | 15.71 | 15.17 | 14.59 | 15.26 | 15.48 | 15.64 | | |
| | | Cumulative time (s) | 150.61 | 138.22 | 123.40 | 107.75 | 91.85 | 76.14 | 60.97 | 46.38 | 31.12 | 15.64 | 2:30.61 | |
| | | Speed (m/s) | 14.52 | 13.50 | 12.78 | 12.58 | 12.73 | 13.18 | 13.71 | 13.11 | 12.92 | 12.79 | 13.15 | |
| | | Stride length (m) | 5.93 | 5.72 | 5.55 | 5.59 | 5.48 | 5.56 | 5.79 | 5.47 | 5.32 | 5.46 | 5.58 | |
| | | Stride duration (s) | 0.405 | 0.424 | 0.435 | 0.445 | 0.431 | 0.422 | 0.422 | 0.418 | 0.412 | 0.427 | 0.424 | |
| | | Stride efficiency (%) | 55.03 | 51.07 | 48.20 | 48.89 | 46.99 | 48.30 | 52.38 | 46.81 | 44.19 | 46.59 | 48.65 | |
| | | Stride count | 30.33 | 34.99 | 36.01 | 35.76 | 36.47 | 35.97 | 34.54 | 36.54 | 37.61 | 36.63 | 354.85 | |

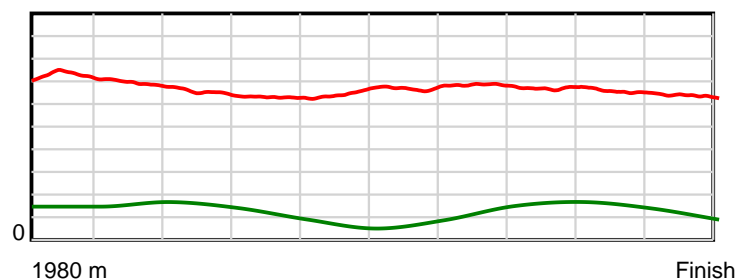
10 m Stride length



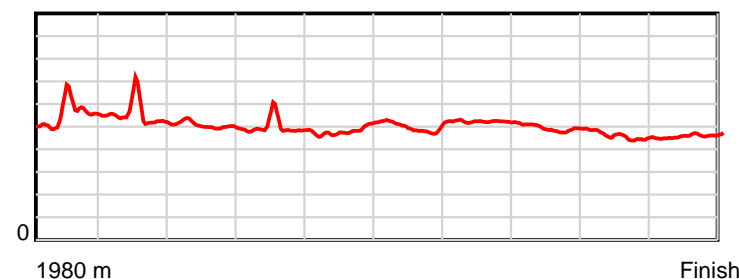
0.6 s Stride duration



20 m/sec Speed



100 % Stride efficiency



Note: Horizontal distance axis grid lines are 200m furlongs.

Disclaimer.

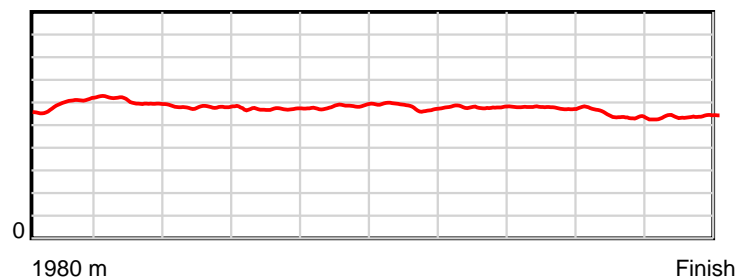
HRNZ and NZMTC and Thoroughbred Ratings Pty Ltd accepts no responsibility for the completeness or accuracy of any of the information contained herein, and makes no representations about its suitability for any particular purpose. Users should make their own judgements about those matters and/or seek independent advice. You assume all risks associated with use of the data provided on this page.

Race Results

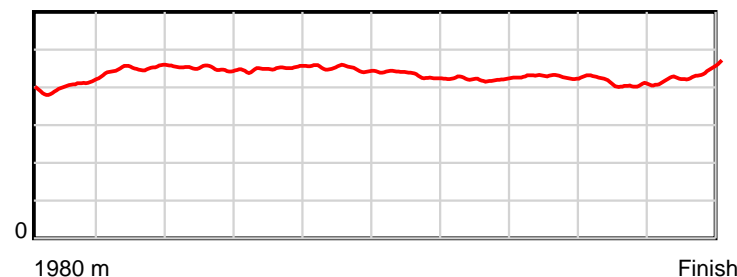
November 01, 2021, Race 2, KAIKOURA BUILDING SERVICES ITM MOBILE TROT, Distance 1980m, Addington - Survey 1980m

| Result | TAB no. | Horse (Barrier) | 1980 to | 1800m to | 1600m to | 1400m to | 1200m to | 1000m to | 800m to | 600m to | 400m to | 200m to | Total or | Margin |
|--------|---------|------------------------------|---------|----------|----------|----------|----------|----------|---------|---------|---------|---------|----------|--------|
| 11th | 4 | Faith No More (4) | 1800m | 1600m | 1400m | 1200m | 1000m | 800m | 600m | 400m | 200m | WP | Average | |
| | | Position in running (margin) | - | 3(1.0) | 5(3.8) | 5(5.1) | 4(4.4) | 4(4.0) | 4(2.9) | 4(2.1) | 4(2.2) | 7(6.3) | | 14.60 |
| | | Sectional time (s) | 11.96 | 15.12 | 15.89 | 15.81 | 15.67 | 15.16 | 14.60 | 15.15 | 15.61 | 16.45 | | |
| | | Cumulative time (s) | 151.42 | 139.46 | 124.34 | 108.45 | 92.64 | 76.97 | 61.81 | 47.21 | 32.06 | 16.45 | 2:31.42 | |
| | | Speed (m/s) | 15.05 | 13.23 | 12.59 | 12.65 | 12.76 | 13.19 | 13.70 | 13.20 | 12.81 | 12.16 | 13.08 | |
| | | Stride length (m) | 5.94 | 5.96 | 5.67 | 5.69 | 5.74 | 5.71 | 5.78 | 5.66 | 5.26 | 5.32 | 5.66 | |
| | | Stride duration (s) | 0.402 | 0.450 | 0.450 | 0.450 | 0.450 | 0.433 | 0.422 | 0.429 | 0.411 | 0.437 | 0.433 | |
| | | Stride efficiency (%) | 55.06 | 55.46 | 50.18 | 50.61 | 51.57 | 50.99 | 52.20 | 50.05 | 43.28 | 44.19 | 50.10 | |
| | | Stride count | 30.32 | 33.57 | 35.29 | 35.14 | 34.81 | 35.01 | 34.60 | 35.34 | 38.00 | 37.61 | 349.69 | |

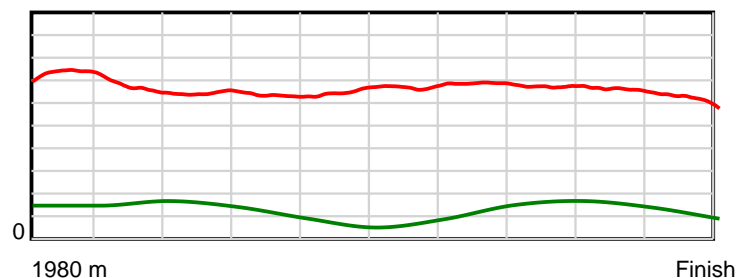
10 m Stride length



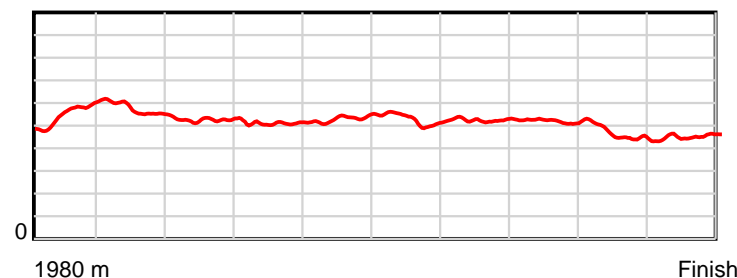
0.6 s Stride duration



20 m/sec Speed



100 % Stride efficiency



Note: Horizontal distance axis grid lines are 200m furlongs.

Disclaimer.

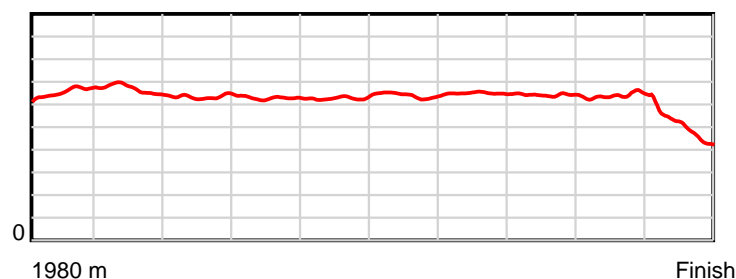
HRNZ and NZMTC and Thoroughbred Ratings Pty Ltd accepts no responsibility for the completeness or accuracy of any of the information contained herein, and makes no representations about its suitability for any particular purpose. Users should make their own judgements about those matters and/or seek independent advice. You assume all risks associated with use of the data provided on this page.

Race Results

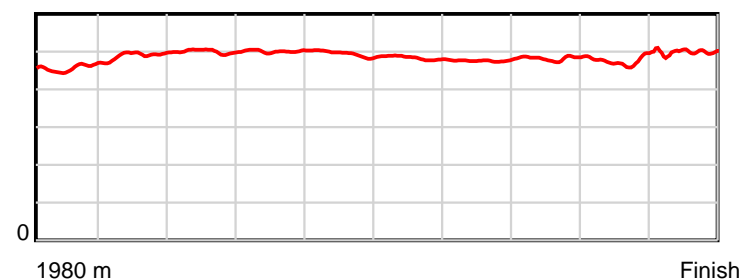
November 01, 2021, Race 2, KAIKOURA BUILDING SERVICES ITM MOBILE TROT, Distance 1980m, Addington - Survey 1980m

| Result | TAB no. | Horse (Barrier) | 1980 to | 1800m to | 1600m to | 1400m to | 1200m to | 1000m to | 800m to | 600m to | 400m to | 200m to | Total or | Margin |
|--------|---------|------------------------------|---------|----------|----------|----------|----------|----------|---------|---------|---------|---------|----------|--------|
| 12th | 1 | Tyene (1) | 1800m | 1600m | 1400m | 1200m | 1000m | 800m | 600m | 400m | 200m | WP | Average | |
| | | Position in running (margin) | - | 7(3.7) | 6(4.6) | 6(6.4) | 7(6.4) | 7(5.5) | 7(5.0) | 7(5.0) | 8(6.6) | | | 34.20 |
| | | Sectional time (s) | 12.47 | 14.81 | 15.96 | 15.94 | 15.78 | 15.14 | 14.65 | 15.14 | 15.19 | 19.87 | | |
| | | Cumulative time (s) | 154.95 | 142.48 | 127.67 | 111.71 | 95.77 | 79.99 | 64.85 | 50.20 | 35.06 | 19.87 | 2:34.95 | |
| | | Speed (m/s) | 14.43 | 13.50 | 12.53 | 12.55 | 12.67 | 13.21 | 13.65 | 13.21 | 13.17 | 10.07 | 12.78 | |
| | | Stride length (m) | 6.58 | 6.62 | 6.26 | 6.29 | 6.26 | 6.38 | 6.50 | 6.37 | 6.28 | 5.01 | 6.22 | |
| | | Stride duration (s) | 0.457 | 0.490 | 0.500 | 0.501 | 0.494 | 0.483 | 0.476 | 0.482 | 0.477 | 0.497 | 0.486 | |
| | | Stride efficiency (%) | 67.67 | 68.45 | 61.32 | 61.86 | 61.32 | 63.64 | 66.02 | 63.35 | 61.64 | 39.17 | 60.38 | |
| | | Stride count | 27.35 | 30.22 | 31.93 | 31.79 | 31.93 | 31.34 | 30.77 | 31.41 | 31.84 | 39.95 | 318.53 | |

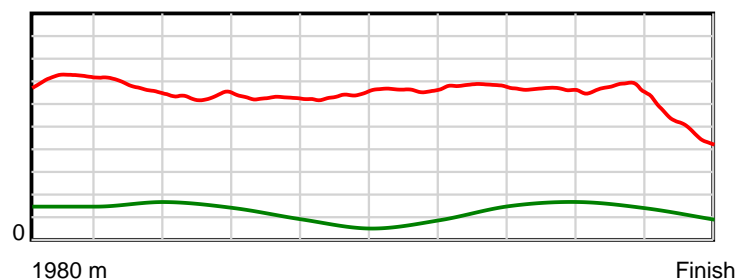
10 m Stride length



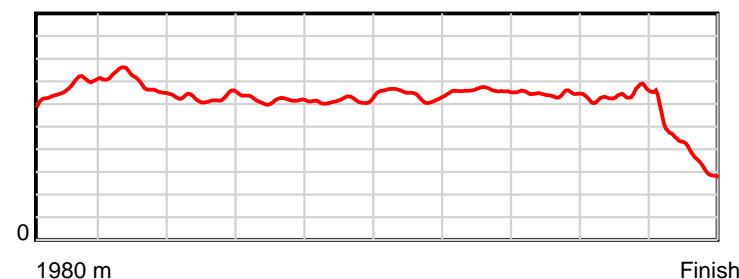
0.6 s Stride duration



20 m/sec Speed



100 % Stride efficiency



Note: Horizontal distance axis grid lines are 200m furlongs.

Disclaimer.

HRNZ and NZMTC and Thoroughbred Ratings Pty Ltd accepts no responsibility for the completeness or accuracy of any of the information contained herein, and makes no representations about its suitability for any particular purpose. Users should make their own judgements about those matters and/or seek independent advice. You assume all risks associated with use of the data provided on this page.