



## Race Results

Kaikoura Trotting Club Inc, HRNZ, November 01, 2021

Compilation date: November 1, 2021, 1:13:17 PM (NZDT)

Copyright © 2021 HRNZ and NZMTC. All rights reserved.

### Trademarks.

StrideMASTER is a registered trademark of Thoroughbred Ratings Pty Ltd.

### Disclaimer.

HRNZ and NZMTC and Thoroughbred Ratings Pty Ltd accepts no responsibility for the completeness or accuracy of any of the information contained herein, and makes no representations about its suitability for any particular purpose. Users should make their own judgements about those matters and/or seek independent advice. You assume all risks associated with use of the data provided on this page.



# Race Results



November 01, 2021, Race 4, RD PETROLEUM TROT, Distance 2600m, Addington - Survey 3200m

Result	TAB no.	Horse (Barrier)	2600 to	2400m to
1st	15	KD Hawk (0)	2400m	2200m
		Position in running (margin)	-	5(2.8)
		Sectional time (s)	17.96	15.59
		Cumulative time (s)	201.03	183.07
		Speed (m/s)	11.13	12.83
		Stride length (m)	5.51	5.94
		Stride duration (s)	0.467	0.463
		Stride efficiency (%)	47.41	55.04
		Stride count	36.31	33.70

## Disclaimer.

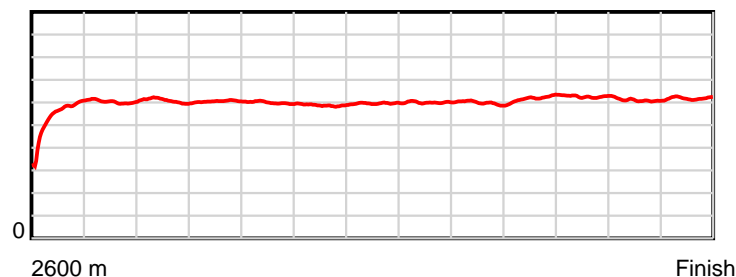
HRNZ and NZMTC and Thoroughbred Ratings Pty Ltd accepts no responsibility for the completeness or accuracy of any of the information contained herein, and makes no representations about its suitability for any particular purpose. Users should make their own judgements about those matters and/or seek independent advice. You assume all risks associated with use of the data provided on this page.

# Race Results

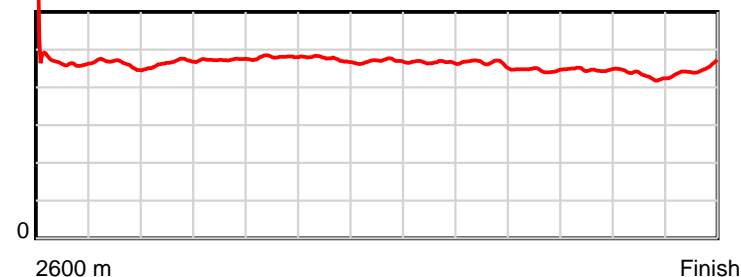
November 01, 2021, Race 4, RD PETROLEUM TROT, Distance 2600m, Addington - Survey 3200m

Result	TAB no.	Horse (Barrier)	2200m to	2000m to	1800m to	1600m to	1400m to	1200m to	1000m to	800m to	600m to	400m to	200m to	Total or	Margin
1st	15	KD Hawk (0)	2000m	1800m	1600m	1400m	1200m	1000m	800m	600m	400m	200m	WP	Average	
		Position in running (margin)	1(0.0)	1(0.0)	1(0.0)	1(0.0)	1(0.0)	1(0.0)	1(0.0)	1(0.0)	1(0.0)	1(0.0)	1(0.0)		0.00
		Sectional time (s)	15.44	15.65	16.00	16.23	15.75	15.46	15.60	14.40	14.28	14.17	14.50		
		Cumulative time (s)	167.48	152.04	136.39	120.39	104.16	88.41	72.95	57.35	42.95	28.67	14.50	3:21.03	
		Speed (m/s)	12.95	12.78	12.50	12.32	12.70	12.94	12.82	13.89	14.01	14.11	13.79	12.93	
		Stride length (m)	6.02	6.05	6.00	5.86	5.96	6.03	5.96	6.19	6.26	6.10	6.19	6.00	
		Stride duration (s)	0.465	0.474	0.480	0.475	0.469	0.466	0.465	0.446	0.447	0.432	0.449	0.464	
		Stride efficiency (%)	56.68	57.23	56.25	53.62	55.56	56.84	55.52	59.91	61.22	58.11	59.84	56.25	
		Stride count	33.21	33.05	33.33	34.14	33.54	33.16	33.55	32.30	31.95	32.80	32.32	433.36	

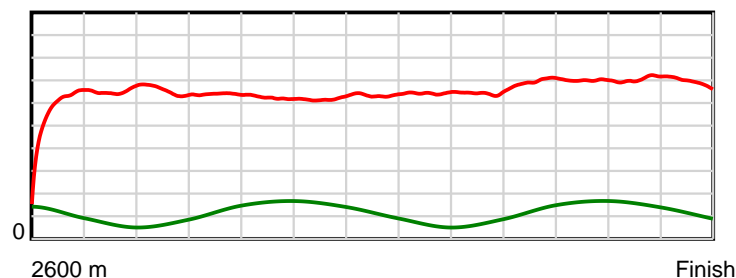
10 m Stride length



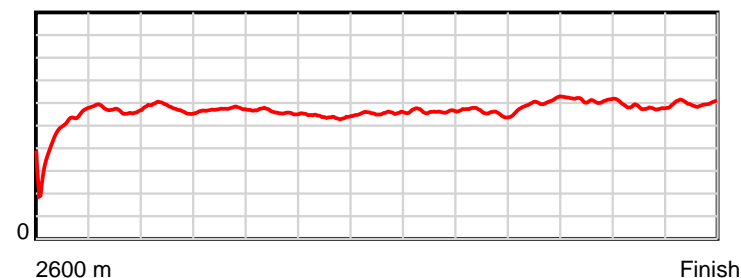
0.5 s Stride duration



20 m/sec Speed



100 % Stride efficiency



Note: Horizontal distance axis grid lines are 200m furlongs.

## Disclaimer.

HRNZ and NZMTC and Thoroughbred Ratings Pty Ltd accepts no responsibility for the completeness or accuracy of any of the information contained herein, and makes no representations about its suitability for any particular purpose. Users should make their own judgements about those matters and/or seek independent advice. You assume all risks associated with use of the data provided on this page.



# Race Results



November 01, 2021, Race 4, RD PETROLEUM TROT, Distance 2600m, Addington - Survey 3200m

Result	TAB no.	Horse (Barrier)	2600 to	2400m to
2nd	7	Bryan Boru (9)	2400m	2200m
		Position in running (margin)	-	2(0.3)
		Sectional time (s)	17.47	16.06
		Cumulative time (s)	201.59	184.12
		Speed (m/s)	11.45	12.45
		Stride length (m)	5.46	5.99
		Stride duration (s)	0.478	0.481
		Stride efficiency (%)	46.51	56.11
		Stride count	36.66	33.38

## Disclaimer.

HRNZ and NZMTC and Thoroughbred Ratings Pty Ltd accepts no responsibility for the completeness or accuracy of any of the information contained herein, and makes no representations about its suitability for any particular purpose. Users should make their own judgements about those matters and/or seek independent advice. You assume all risks associated with use of the data provided on this page.

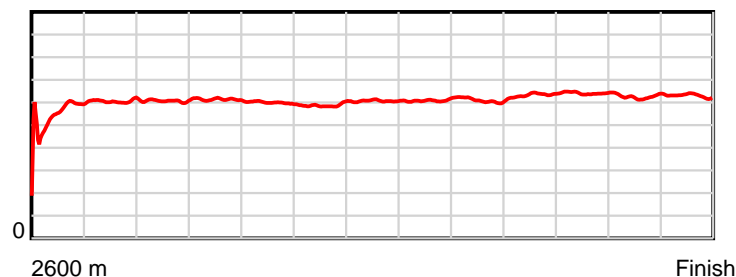
# Race Results

November 01, 2021, Race 4, RD PETROLEUM TROT, Distance 2600m, Addington - Survey 3200m

Result	TAB no.	Horse (Barrier)	2200m to	2000m to	1800m to	1600m to	1400m to	1200m to	1000m to	800m to	600m to	400m to	200m to	Total or	Margin
2nd	7	Bryan Boru (9)	2000m	1800m	1600m	1400m	1200m	1000m	800m	600m	400m	200m	WP	Average	
		Position in running (margin)	2(0.3)	2(2.0)	2(2.1)	2(2.7)	2(2.5)	2(2.3)	2(2.4)	2(1.9)	2(1.9)	2(2.0)	2(3.0)		3.10
		Sectional time (s)	15.73	15.66	16.11	16.20	15.71	15.49	15.51	14.40	14.30	14.33	14.62		
		Cumulative time (s)	168.06	152.33	136.67	120.56	104.36	88.65	73.16	57.65	43.25	28.95	14.62	3:21.59	
		Speed (m/s)	12.71	12.77	12.41	12.35	12.73	12.91	12.89	13.89	13.99	13.96	13.68	12.90	
		Stride length (m)	6.05	6.10	5.97	5.91	6.07	6.11	6.09	6.33	6.40	6.26	6.30	6.07	
		Stride duration (s)	0.476	0.478	0.481	0.478	0.477	0.473	0.472	0.456	0.458	0.448	0.461	0.471	
		Stride efficiency (%)	57.17	58.23	55.64	54.53	57.56	58.27	57.90	62.67	64.03	61.22	62.02	57.58	
		Stride count	33.07	32.76	33.52	33.86	32.95	32.75	32.86	31.58	31.24	31.95	31.75	428.33	

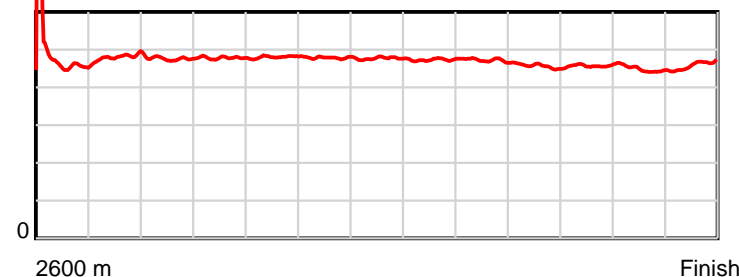
10 m

Stride length



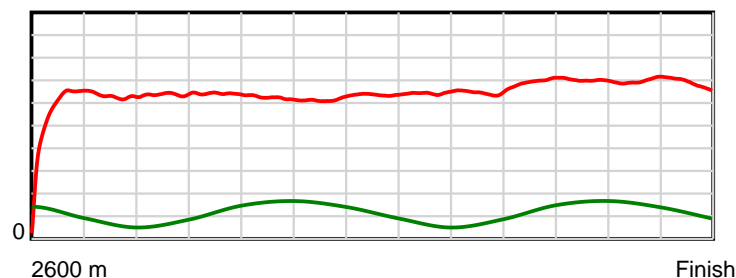
0.5 s

Stride duration



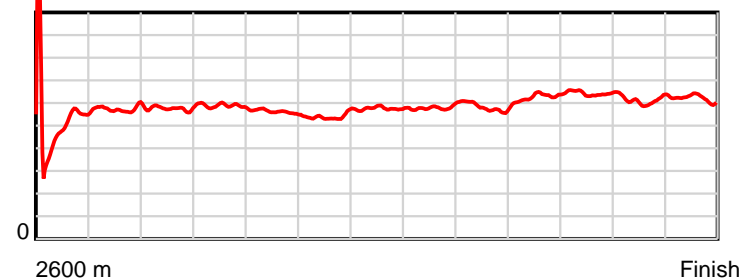
20 m/sec

Speed



100 %

Stride efficiency



Note: Horizontal distance axis grid lines are 200m furlongs.

## Disclaimer.

HRNZ and NZMTC and Thoroughbred Ratings Pty Ltd accepts no responsibility for the completeness or accuracy of any of the information contained herein, and makes no representations about its suitability for any particular purpose. Users should make their own judgements about those matters and/or seek independent advice. You assume all risks associated with use of the data provided on this page.



# Race Results



November 01, 2021, Race 4, RD PETROLEUM TROT, Distance 2600m, Addington - Survey 3200m

Result	TAB no.	Horse (Barrier)	2600 to	2400m to
3rd	18	Resolve (1)	2400m	2200m
		Position in running (margin)	-	11(14.7)
		Sectional time (s)	20.04	16.30
		Cumulative time (s)	202.24	182.20
		Speed (m/s)	9.98	12.27
		Stride length (m)	5.41	5.65
		Stride duration (s)	0.484	0.461
		Stride efficiency (%)	45.67	49.93
		Stride count	37.00	35.38

## Disclaimer.

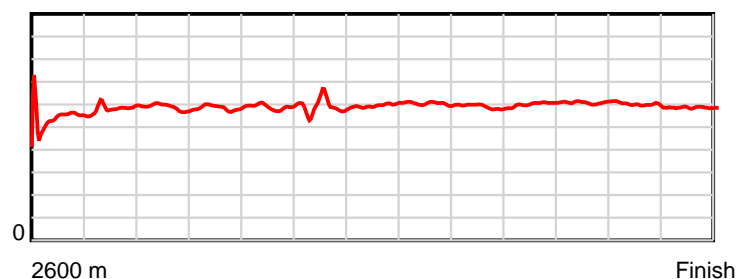
HRNZ and NZMTC and Thoroughbred Ratings Pty Ltd accepts no responsibility for the completeness or accuracy of any of the information contained herein, and makes no representations about its suitability for any particular purpose. Users should make their own judgements about those matters and/or seek independent advice. You assume all risks associated with use of the data provided on this page.

# Race Results

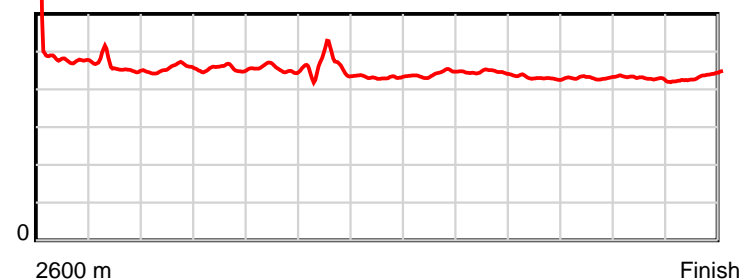
November 01, 2021, Race 4, RD PETROLEUM TROT, Distance 2600m, Addington - Survey 3200m

Result	TAB no.	Horse (Barrier)	2200m to	2000m to	1800m to	1600m to	1400m to	1200m to	1000m to	800m to	600m to	400m to	200m to	Total or	Margin
3rd	18	Resolve (1)	2000m	1800m	1600m	1400m	1200m	1000m	800m	600m	400m	200m	WP	Average	
		Position in running (margin)	12(16.1)	11(18.0)	11(17.2)	11(15.0)	11(13.0)	5(5.7)	3(3.7)	3(2.6)	3(2.0)	3(2.8)	3(4.6)		6.70
		Sectional time (s)	15.75	15.52	15.63	15.90	14.53	15.13	15.43	14.29	14.43	14.47	14.82		
		Cumulative time (s)	165.90	150.15	134.63	119.00	103.10	88.57	73.44	58.01	43.72	29.29	14.82	3:22.24	
		Speed (m/s)	12.70	12.89	12.80	12.58	13.76	13.22	12.96	14.00	13.86	13.82	13.50	12.86	
		Stride length (m)	5.78	5.86	5.82	5.76	5.95	5.84	5.76	6.02	5.97	5.92	5.87	5.81	
		Stride duration (s)	0.456	0.455	0.455	0.458	0.432	0.442	0.445	0.430	0.431	0.428	0.435	0.452	
		Stride efficiency (%)	52.29	53.73	53.00	51.82	55.31	53.30	51.92	56.71	55.73	54.68	53.79	52.80	
		Stride count	34.57	34.11	34.34	34.73	33.62	34.25	34.70	33.20	33.49	33.81	34.09	447.29	

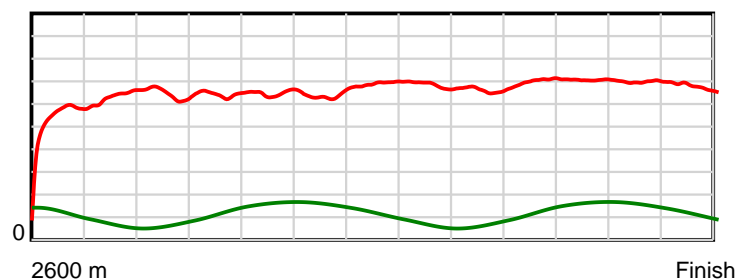
10 m Stride length



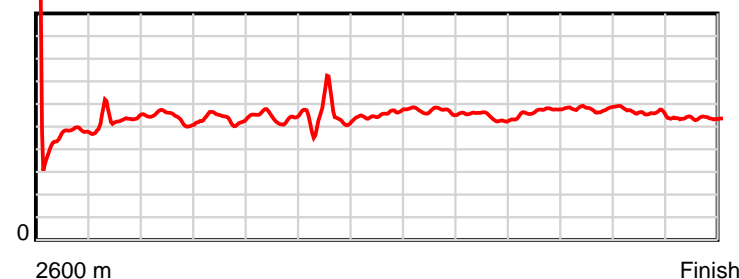
0.5 s Stride duration



20 m/sec Speed



100 % Stride efficiency



Note: Horizontal distance axis grid lines are 200m furlongs.

## Disclaimer.

HRNZ and NZMTC and Thoroughbred Ratings Pty Ltd accepts no responsibility for the completeness or accuracy of any of the information contained herein, and makes no representations about its suitability for any particular purpose. Users should make their own judgements about those matters and/or seek independent advice. You assume all risks associated with use of the data provided on this page.



# Race Results



November 01, 2021, Race 4, RD PETROLEUM TROT, Distance 2600m, Addington - Survey 3200m

Result	TAB no.	Horse (Barrier)	2600 to 2400m	2400m to 2200m
4th	6	Zsahara (8)		
		Position in running (margin)	-	1(0.0)
		Sectional time (s)	17.44	16.45
		Cumulative time (s)	202.42	184.98
		Speed (m/s)	11.46	12.16
		Stride length (m)	5.37	5.60
		Stride duration (s)	0.469	0.461
		Stride efficiency (%)	44.98	49.02
		Stride count	37.28	35.71

## Disclaimer.

HRNZ and NZMTC and Thoroughbred Ratings Pty Ltd accepts no responsibility for the completeness or accuracy of any of the information contained herein, and makes no representations about its suitability for any particular purpose. Users should make their own judgements about those matters and/or seek independent advice. You assume all risks associated with use of the data provided on this page.

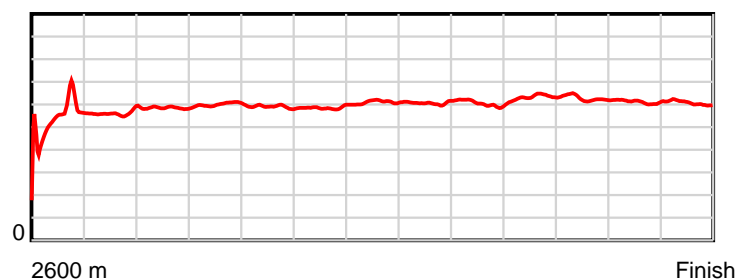


# Race Results

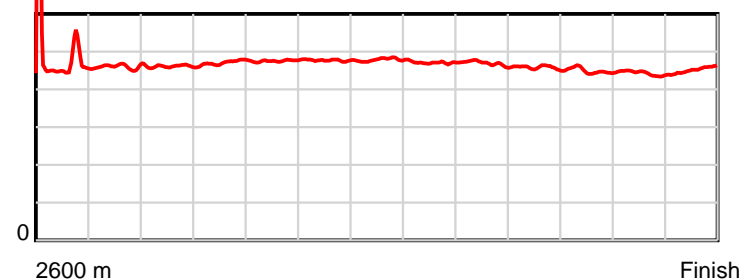
November 01, 2021, Race 4, RD PETROLEUM TROT, Distance 2600m, Addington - Survey 3200m

Result	TAB no.	Horse (Barrier)	2200m to	2000m to	1800m to	1600m to	1400m to	1200m to	1000m to	800m to	600m to	400m to	200m to	Total or	Margin
4th	6	Zsahara (8)	2000m	1800m	1600m	1400m	1200m	1000m	800m	600m	400m	200m	WP	Average	
		Position in running (margin)	4(2.4)	3(4.3)	3(4.3)	3(4.8)	3(4.9)	3(4.1)	4(4.5)	4(3.9)	5(4.0)	4(4.4)	4(5.8)		7.70
		Sectional time (s)	15.77	15.64	16.09	16.25	15.61	15.52	15.50	14.42	14.35	14.40	14.98		
		Cumulative time (s)	168.53	152.76	137.12	121.03	104.78	89.17	73.65	58.15	43.73	29.38	14.98	3:22.42	
		Speed (m/s)	12.68	12.79	12.43	12.31	12.81	12.89	12.90	13.87	13.94	13.89	13.35	12.84	
		Stride length (m)	5.84	6.02	5.91	5.87	6.12	6.06	6.04	6.35	6.25	6.15	6.05	5.96	
		Stride duration (s)	0.461	0.471	0.475	0.477	0.478	0.471	0.469	0.458	0.449	0.443	0.453	0.464	
		Stride efficiency (%)	53.36	56.68	54.52	53.87	58.61	57.45	57.08	62.98	61.13	59.10	57.19	55.53	
		Stride count	34.23	33.21	33.86	34.06	32.66	32.98	33.09	31.50	31.98	32.52	33.06	436.14	

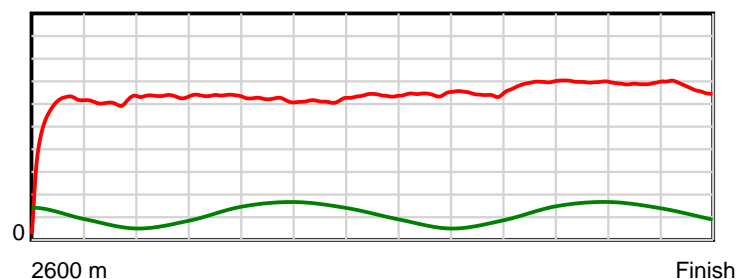
10 m Stride length



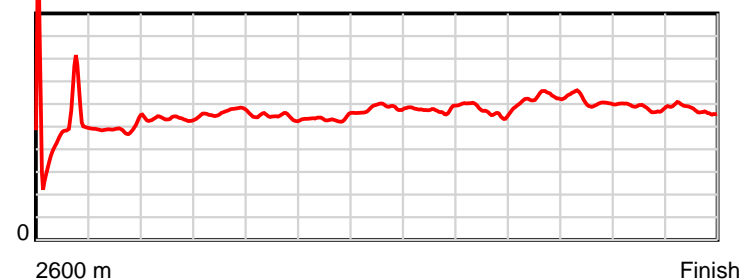
0.5 s Stride duration



20 m/sec Speed



100 % Stride efficiency



Note: Horizontal distance axis grid lines are 200m furlongs.

## Disclaimer.

HRNZ and NZMTC and Thoroughbred Ratings Pty Ltd accepts no responsibility for the completeness or accuracy of any of the information contained herein, and makes no representations about its suitability for any particular purpose. Users should make their own judgements about those matters and/or seek independent advice. You assume all risks associated with use of the data provided on this page.



# Race Results



November 01, 2021, Race 4, RD PETROLEUM TROT, Distance 2600m, Addington - Survey 3200m

Result	TAB no.	Horse (Barrier)	2600 to	2400m to
5th	12	<b>Make My Sundon (14)</b>	<b>2400m</b>	<b>2200m</b>
		Position in running (margin)	-	7(5.1)
		Sectional time (s)	18.39	15.75
		Cumulative time (s)	202.89	184.50
		Speed (m/s)	10.87	12.70
		Stride length (m)	5.42	5.95
		Stride duration (s)	0.465	0.468
		Stride efficiency (%)	45.84	55.26
		Stride count	36.93	33.63

## Disclaimer.

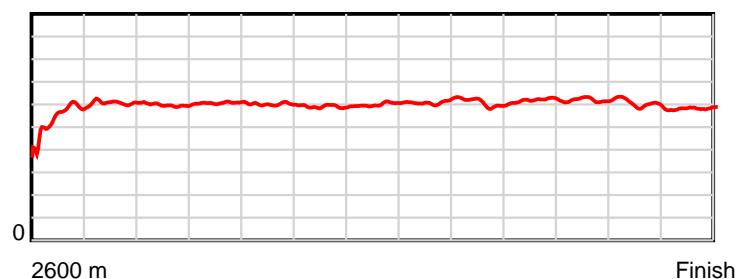
HRNZ and NZMTC and Thoroughbred Ratings Pty Ltd accepts no responsibility for the completeness or accuracy of any of the information contained herein, and makes no representations about its suitability for any particular purpose. Users should make their own judgements about those matters and/or seek independent advice. You assume all risks associated with use of the data provided on this page.

# Race Results

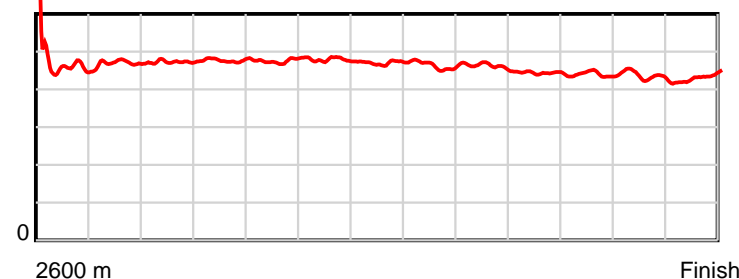
November 01, 2021, Race 4, RD PETROLEUM TROT, Distance 2600m, Addington - Survey 3200m

Result	TAB no.	Horse (Barrier)	2200m to	2000m to	1800m to	1600m to	1400m to	1200m to	1000m to	800m to	600m to	400m to	200m to	Total or	Margin
5th	12	<b>Make My Sundon (14)</b>	<b>2000m</b>	<b>1800m</b>	<b>1600m</b>	<b>1400m</b>	<b>1200m</b>	<b>1000m</b>	<b>800m</b>	<b>600m</b>	<b>400m</b>	<b>200m</b>	<b>WP</b>	<b>Average</b>	
		Position in running (margin)	5(3.3)	6(7.4)	6(7.6)	6(7.4)	6(8.1)	7(7.3)	7(6.8)	7(6.2)	6(5.6)	6(6.2)	6(9.3)		10.30
		Sectional time (s)	16.12	15.70	15.96	16.36	15.60	15.39	15.48	14.30	14.39	14.68	14.77		
		Cumulative time (s)	168.75	152.63	136.93	120.97	104.61	89.01	73.62	58.14	43.84	29.45	14.77	3:22.89	
		Speed (m/s)	12.41	12.74	12.53	12.22	12.82	13.00	12.92	13.99	13.90	13.62	13.54	12.81	
		Stride length (m)	5.86	6.08	5.96	5.85	6.03	6.02	5.96	6.19	6.12	5.92	5.86	5.93	
		Stride duration (s)	0.473	0.477	0.475	0.479	0.470	0.464	0.461	0.443	0.440	0.435	0.433	0.463	
		Stride efficiency (%)	53.72	57.75	55.47	53.49	56.80	56.72	55.44	59.94	58.46	54.80	53.59	55.02	
		Stride count	34.11	32.90	33.57	34.18	33.17	33.20	33.58	32.29	32.70	33.77	34.15	438.18	

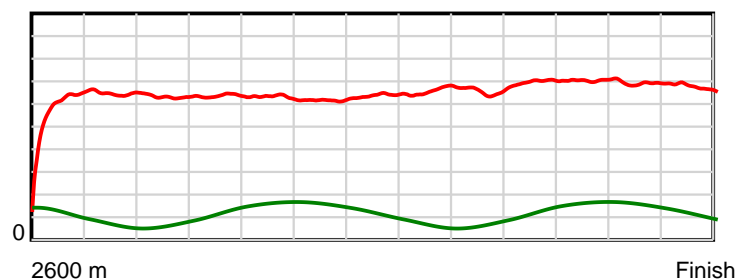
10 m Stride length



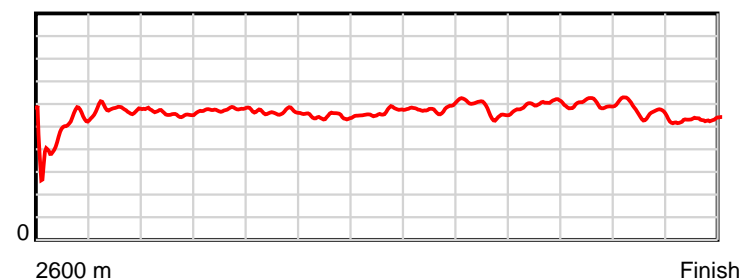
0.6 s Stride duration



20 m/sec Speed



100 % Stride efficiency



Note: Horizontal distance axis grid lines are 200m furlongs.

## Disclaimer.

HRNZ and NZMTC and Thoroughbred Ratings Pty Ltd accepts no responsibility for the completeness or accuracy of any of the information contained herein, and makes no representations about its suitability for any particular purpose. Users should make their own judgements about those matters and/or seek independent advice. You assume all risks associated with use of the data provided on this page.



# Race Results



November 01, 2021, Race 4, RD PETROLEUM TROT, Distance 2600m, Addington - Survey 3200m

Result	TAB no.	Horse (Barrier)	2600 to	2400m to
6th	2	<b>Trixtan Time (5)</b>	<b>2400m</b>	<b>2200m</b>
		Position in running (margin)	-	8(7.3)
		Sectional time (s)	18.60	15.76
		Cumulative time (s)	203.13	184.53
		Speed (m/s)	10.75	12.69
		Stride length (m)	5.53	6.16
		Stride duration (s)	0.506	0.486
		Stride efficiency (%)	47.76	59.39
		Stride count	36.18	32.44

## Disclaimer.

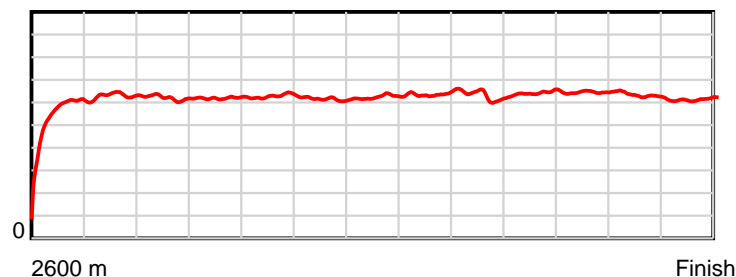
HRNZ and NZMTC and Thoroughbred Ratings Pty Ltd accepts no responsibility for the completeness or accuracy of any of the information contained herein, and makes no representations about its suitability for any particular purpose. Users should make their own judgements about those matters and/or seek independent advice. You assume all risks associated with use of the data provided on this page.

# Race Results

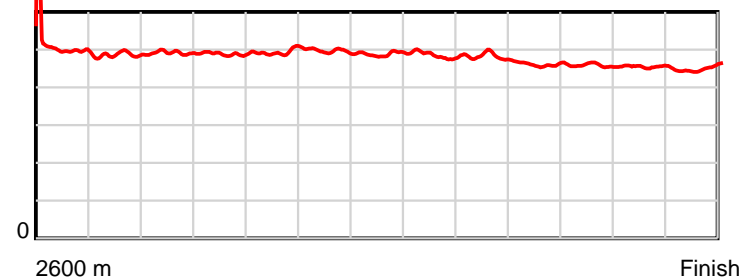
November 01, 2021, Race 4, RD PETROLEUM TROT, Distance 2600m, Addington - Survey 3200m

Result	TAB no.	Horse (Barrier)	2200m to	2000m to	1800m to	1600m to	1400m to	1200m to	1000m to	800m to	600m to	400m to	200m to	Total or	Margin
6th	2	Trixton Time (5)	2000m	1800m	1600m	1400m	1200m	1000m	800m	600m	400m	200m	WP	Average	
		Position in running (margin)	7(5.5)	8(9.3)	8(9.6)	8(9.6)	8(10.1)	9(9.2)	9(8.8)	9(8.6)	8(7.8)	8(8.3)	7(11.5)		11.70
		Sectional time (s)	16.07	15.70	16.01	16.32	15.60	15.40	15.55	14.27	14.37	14.71	14.77		
		Cumulative time (s)	168.77	152.70	137.00	120.99	104.67	89.07	73.67	58.12	43.85	29.48	14.77	3:23.13	
		Speed (m/s)	12.45	12.74	12.49	12.25	12.82	12.99	12.86	14.02	13.92	13.60	13.54	12.80	
		Stride length (m)	6.11	6.23	6.18	6.08	6.26	6.30	6.19	6.45	6.37	6.18	6.10	6.16	
		Stride duration (s)	0.491	0.489	0.494	0.496	0.489	0.486	0.481	0.460	0.457	0.455	0.451	0.481	
		Stride efficiency (%)	58.41	60.56	59.60	57.78	61.31	62.11	59.79	65.04	63.33	59.70	58.18	59.24	
		Stride count	32.71	32.13	32.39	32.89	31.93	31.72	32.33	31.00	31.42	32.36	32.78	422.28	

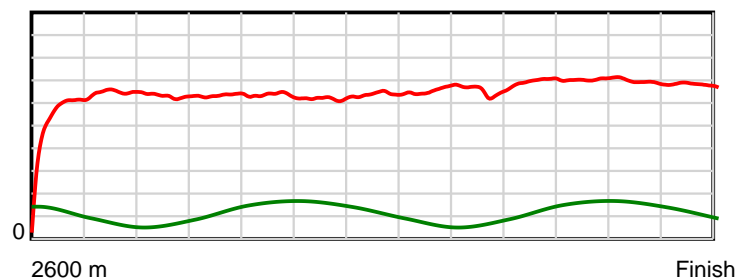
10 m Stride length



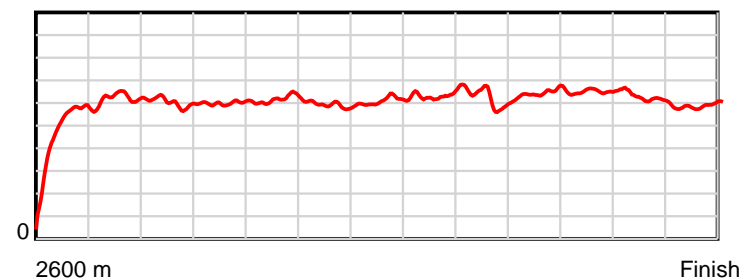
0.5 s Stride duration



20 m/sec Speed



100 % Stride efficiency



Note: Horizontal distance axis grid lines are 200m furlongs.

## Disclaimer.

HRNZ and NZMTC and Thoroughbred Ratings Pty Ltd accepts no responsibility for the completeness or accuracy of any of the information contained herein, and makes no representations about its suitability for any particular purpose. Users should make their own judgements about those matters and/or seek independent advice. You assume all risks associated with use of the data provided on this page.



# Race Results



November 01, 2021, Race 4, RD PETROLEUM TROT, Distance 2600m, Addington - Survey 3200m

Result	TAB no.	Horse (Barrier)	2600 to 2400m	2400m to 2200m
7th	10	<b>Tedesco (12)</b>		
		Position in running (margin)	-	4(2.2)
		Sectional time (s)	17.78	15.98
		Cumulative time (s)	203.26	185.48
		Speed (m/s)	11.25	12.52
		Stride length (m)	5.25	5.65
		Stride duration (s)	0.461	0.452
		Stride efficiency (%)	43.08	49.97
		Stride count	38.09	35.37

## Disclaimer.

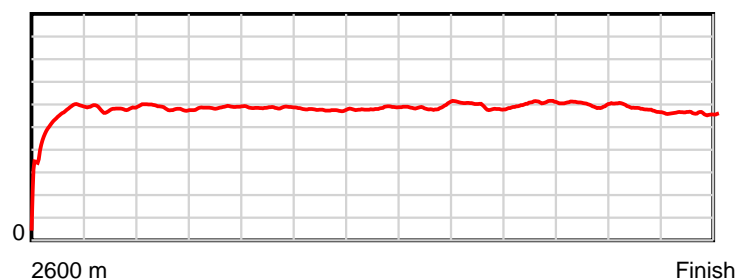
HRNZ and NZMTC and Thoroughbred Ratings Pty Ltd accepts no responsibility for the completeness or accuracy of any of the information contained herein, and makes no representations about its suitability for any particular purpose. Users should make their own judgements about those matters and/or seek independent advice. You assume all risks associated with use of the data provided on this page.

# Race Results

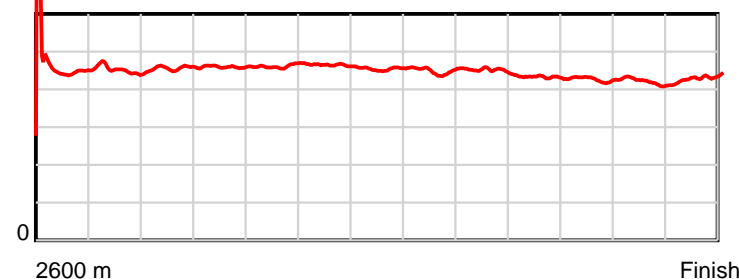
November 01, 2021, Race 4, RD PETROLEUM TROT, Distance 2600m, Addington - Survey 3200m

Result	TAB no.	Horse (Barrier)	2200m to	2000m to	1800m to	1600m to	1400m to	1200m to	1000m to	800m to	600m to	400m to	200m to	Total or	Margin
7th	10	Tedesco (12)	2000m	1800m	1600m	1400m	1200m	1000m	800m	600m	400m	200m	WP	Average	
		Position in running (margin)	3(1.8)	4(5.5)	4(5.8)	4(5.8)	4(6.4)	4(5.6)	5(5.2)	5(4.7)	4(3.8)	5(4.7)	5(7.9)		12.40
		Sectional time (s)	16.05	15.70	16.01	16.33	15.62	15.40	15.51	14.24	14.44	14.71	15.49		
		Cumulative time (s)	169.50	153.45	137.75	121.74	105.41	89.79	74.39	58.88	44.64	30.20	15.49	3:23.26	
		Speed (m/s)	12.46	12.74	12.49	12.25	12.80	12.99	12.89	14.04	13.85	13.60	12.91	12.79	
		Stride length (m)	5.68	5.86	5.77	5.68	5.81	5.83	5.80	6.06	5.91	5.70	5.58	5.73	
		Stride duration (s)	0.456	0.460	0.462	0.464	0.454	0.449	0.450	0.432	0.426	0.419	0.432	0.448	
		Stride efficiency (%)	50.46	53.64	52.00	50.45	52.84	53.16	52.61	57.39	54.51	50.75	48.67	51.34	
		Stride count	35.20	34.14	34.67	35.20	34.39	34.29	34.47	33.00	33.86	35.10	35.84	453.62	

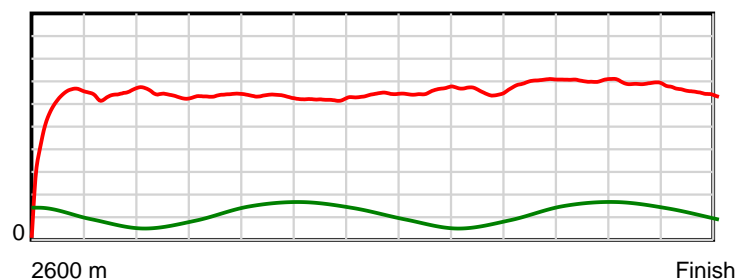
10 m Stride length



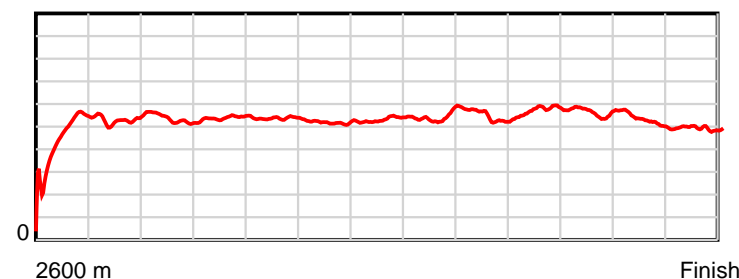
0.5 s Stride duration



20 m/sec Speed



100 % Stride efficiency



Note: Horizontal distance axis grid lines are 200m furlongs.

## Disclaimer.

HRNZ and NZMTC and Thoroughbred Ratings Pty Ltd accepts no responsibility for the completeness or accuracy of any of the information contained herein, and makes no representations about its suitability for any particular purpose. Users should make their own judgements about those matters and/or seek independent advice. You assume all risks associated with use of the data provided on this page.



# Race Results



November 01, 2021, Race 4, RD PETROLEUM TROT, Distance 2600m, Addington - Survey 3200m

Result	TAB no.	Horse (Barrier)	2600 to	2400m to
8th	4	Illegal Alien (6)	2400m	2200m
		Position in running (margin)	-	6(4.1)
		Sectional time (s)	18.18	16.38
		Cumulative time (s)	203.99	185.81
		Speed (m/s)	11.00	12.21
		Stride length (m)	5.19	5.89
		Stride duration (s)	0.469	0.483
		Stride efficiency (%)	42.05	54.25
		Stride count	38.55	33.95

## Disclaimer.

HRNZ and NZMTC and Thoroughbred Ratings Pty Ltd accepts no responsibility for the completeness or accuracy of any of the information contained herein, and makes no representations about its suitability for any particular purpose. Users should make their own judgements about those matters and/or seek independent advice. You assume all risks associated with use of the data provided on this page.

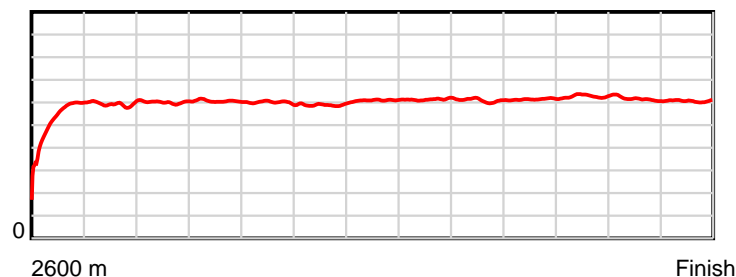


# Race Results

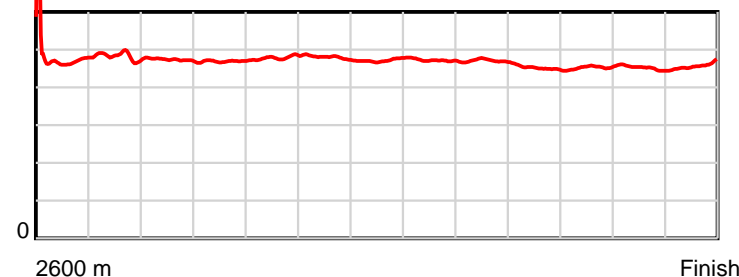
November 01, 2021, Race 4, RD PETROLEUM TROT, Distance 2600m, Addington - Survey 3200m

Result	TAB no.	Horse (Barrier)	2200m to	2000m to	1800m to	1600m to	1400m to	1200m to	1000m to	800m to	600m to	400m to	200m to	Total or	Margin
8th	4	Illegal Alien (6)	2000m	1800m	1600m	1400m	1200m	1000m	800m	600m	400m	200m	WP	Average	
		Position in running (margin)	8(6.0)	7(9.2)	7(8.4)	7(8.7)	7(9.0)	8(8.1)	8(7.9)	8(8.1)	10(9.9)	9(10.6)	8(13.9)		16.40
		Sectional time (s)	15.98	15.52	16.06	16.27	15.61	15.43	15.63	14.70	14.39	14.74	15.10		
		Cumulative time (s)	169.43	153.45	137.93	121.87	105.60	89.99	74.56	58.93	44.23	29.84	15.10	3:23.99	
		Speed (m/s)	12.52	12.89	12.45	12.29	12.81	12.96	12.80	13.61	13.90	13.57	13.25	12.75	
		Stride length (m)	5.93	6.05	5.96	5.90	6.05	6.12	6.02	6.14	6.29	6.13	6.07	5.97	
		Stride duration (s)	0.474	0.469	0.478	0.480	0.472	0.472	0.470	0.452	0.453	0.452	0.458	0.468	
		Stride efficiency (%)	54.95	57.11	55.48	54.47	57.12	58.50	56.61	59.00	61.80	58.72	57.54	55.65	
		Stride count	33.73	33.08	33.57	33.88	33.08	32.69	33.23	32.55	31.80	32.63	32.96	435.70	

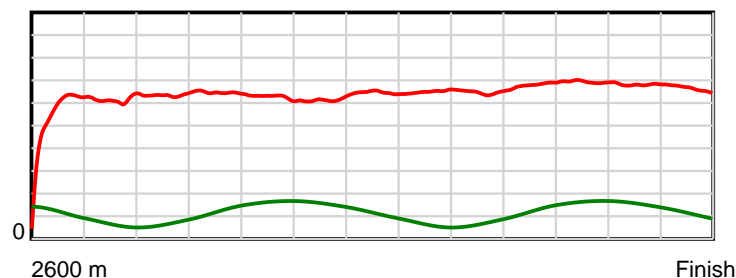
10 m Stride length



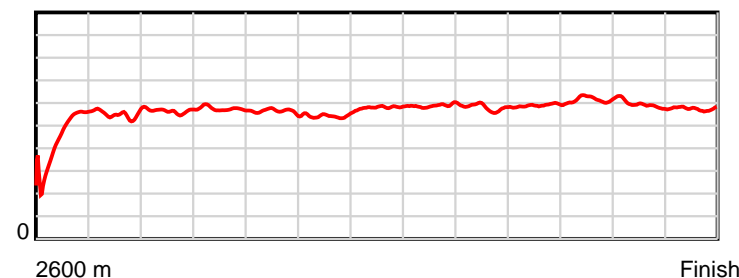
0.5 s Stride duration



20 m/sec Speed



100 % Stride efficiency



Note: Horizontal distance axis grid lines are 200m furlongs.

## Disclaimer.

HRNZ and NZMTC and Thoroughbred Ratings Pty Ltd accepts no responsibility for the completeness or accuracy of any of the information contained herein, and makes no representations about its suitability for any particular purpose. Users should make their own judgements about those matters and/or seek independent advice. You assume all risks associated with use of the data provided on this page.



# Race Results



November 01, 2021, Race 4, RD PETROLEUM TROT, Distance 2600m, Addington - Survey 3200m

Result	TAB no.	Horse (Barrier)	2600 to	2400m to
9th	13	He's A Cassano... (15)	2400m	2200m
		Position in running (margin)	-	9(8.5)
		Sectional time (s)	18.70	16.04
		Cumulative time (s)	204.06	185.36
		Speed (m/s)	10.69	12.47
		Stride length (m)	5.20	5.93
		Stride duration (s)	0.463	0.475
		Stride efficiency (%)	42.24	54.86
		Stride count	38.47	33.76

## Disclaimer.

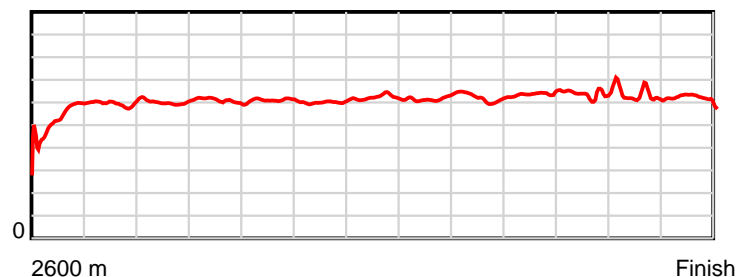
HRNZ and NZMTC and Thoroughbred Ratings Pty Ltd accepts no responsibility for the completeness or accuracy of any of the information contained herein, and makes no representations about its suitability for any particular purpose. Users should make their own judgements about those matters and/or seek independent advice. You assume all risks associated with use of the data provided on this page.

# Race Results

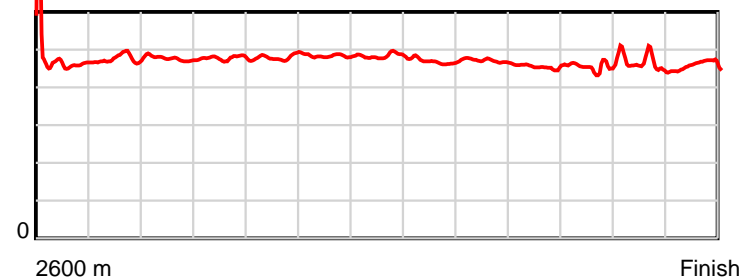
November 01, 2021, Race 4, RD PETROLEUM TROT, Distance 2600m, Addington - Survey 3200m

Result	TAB no.	Horse (Barrier)	2200m to	2000m to	1800m to	1600m to	1400m to	1200m to	1000m to	800m to	600m to	400m to	200m to	Total or	Margin
9th	13	He's A Cassano... (15)	2000m	1800m	1600m	1400m	1200m	1000m	800m	600m	400m	200m	WP	Average	
		Position in running (margin)	9(8.4)	9(11.4)	9(11.6)	9(11.6)	10(11.9)	11(11.3)	11(11.1)	10(10.0)	9(9.3)	10(11.0)	10(15.7)		16.80
		Sectional time (s)	15.94	15.69	16.00	16.28	15.64	15.44	15.41	14.28	14.57	14.96	15.11		
		Cumulative time (s)	169.32	153.38	137.69	121.69	105.41	89.77	74.33	58.92	44.64	30.07	15.11	3:24.06	
		Speed (m/s)	12.55	12.75	12.50	12.29	12.79	12.95	12.98	14.01	13.73	13.37	13.24	12.74	
		Stride length (m)	5.98	6.07	6.00	5.93	6.19	6.08	6.11	6.34	6.20	6.11	6.07	6.00	
		Stride duration (s)	0.477	0.476	0.480	0.483	0.484	0.469	0.470	0.453	0.452	0.457	0.458	0.471	
		Stride efficiency (%)	55.91	57.56	56.25	54.90	59.78	57.69	58.26	62.89	60.00	58.41	57.51	56.29	
		Stride count	33.44	32.95	33.33	33.74	32.34	32.92	32.76	31.53	32.28	32.71	32.97	433.20	

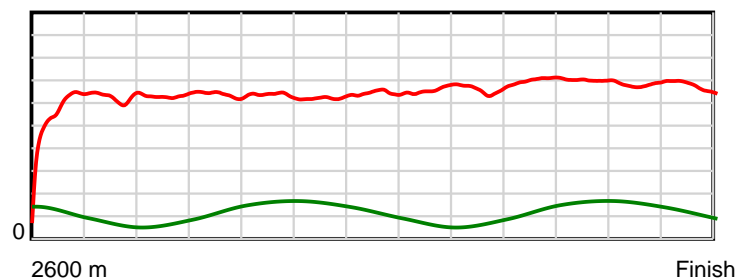
10 m Stride length



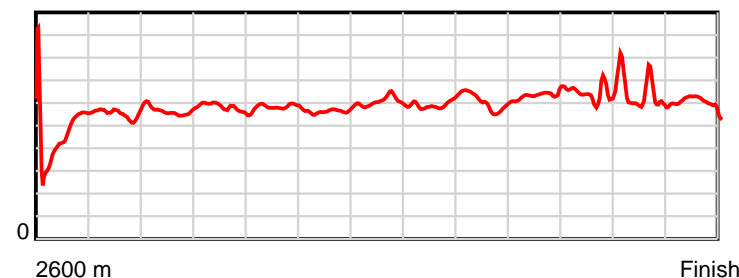
0.5 s Stride duration



20 m/sec Speed



100 % Stride efficiency



Note: Horizontal distance axis grid lines are 200m furlongs.

## Disclaimer.

HRNZ and NZMTC and Thoroughbred Ratings Pty Ltd accepts no responsibility for the completeness or accuracy of any of the information contained herein, and makes no representations about its suitability for any particular purpose. Users should make their own judgements about those matters and/or seek independent advice. You assume all risks associated with use of the data provided on this page.



# Race Results



November 01, 2021, Race 4, RD PETROLEUM TROT, Distance 2600m, Addington - Survey 3200m

Result	TAB no.	Horse (Barrier)	2600 to	2400m to
10th	11	Bourbon On The... (13)	2400m	2200m
		Position in running (margin)	-	10(10.2)
		Sectional time (s)	19.20	15.85
		Cumulative time (s)	204.14	184.94
		Speed (m/s)	10.41	12.62
		Stride length (m)	5.77	6.45
		Stride duration (s)	0.522	0.511
		Stride efficiency (%)	52.06	64.98
		Stride count	34.65	31.02

## Disclaimer.

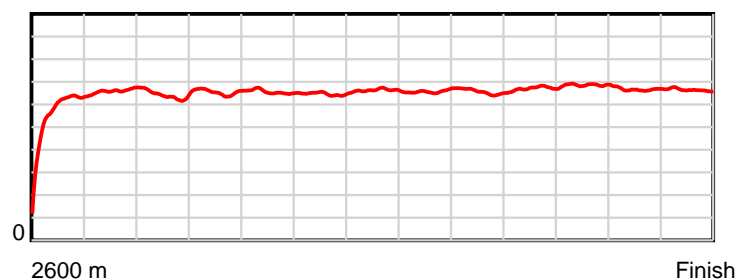
HRNZ and NZMTC and Thoroughbred Ratings Pty Ltd accepts no responsibility for the completeness or accuracy of any of the information contained herein, and makes no representations about its suitability for any particular purpose. Users should make their own judgements about those matters and/or seek independent advice. You assume all risks associated with use of the data provided on this page.

# Race Results

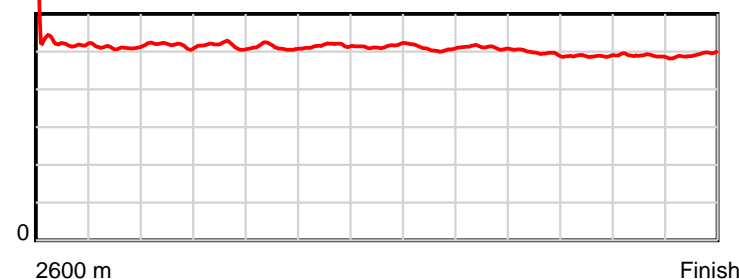
November 01, 2021, Race 4, RD PETROLEUM TROT, Distance 2600m, Addington - Survey 3200m

Result	TAB no.	Horse (Barrier)	2200m to	2000m to	1800m to	1600m to	1400m to	1200m to	1000m to	800m to	600m to	400m to	200m to	Total or	Margin
10th	11	Bourbon On The... (13)	2000m	1800m	1600m	1400m	1200m	1000m	800m	600m	400m	200m	WP	Average	
		Position in running (margin)	10(8.9)	10(14.7)	10(15.1)	10(13.5)	9(11.8)	10(10.6)	10(10.7)	11(11.1)	11(13.0)	11(13.2)	11(16.2)		17.30
		Sectional time (s)	16.40	15.72	15.75	15.95	15.53	15.48	15.67	14.72	14.31	14.68	14.88		
		Cumulative time (s)	169.09	152.69	136.97	121.22	105.27	89.74	74.26	58.59	43.87	29.56	14.88	3:24.14	
		Speed (m/s)	12.20	12.72	12.70	12.54	12.88	12.92	12.76	13.59	13.98	13.62	13.44	12.74	
		Stride length (m)	6.31	6.56	6.49	6.47	6.63	6.56	6.52	6.75	6.82	6.67	6.62	6.50	
		Stride duration (s)	0.517	0.516	0.511	0.516	0.515	0.508	0.511	0.497	0.488	0.489	0.493	0.510	
		Stride efficiency (%)	62.19	67.34	65.90	65.46	68.64	67.33	66.50	71.16	72.73	69.42	68.48	66.01	
		Stride count	31.70	30.47	30.80	30.90	30.18	30.47	30.66	29.64	29.32	30.01	30.21	400.03	

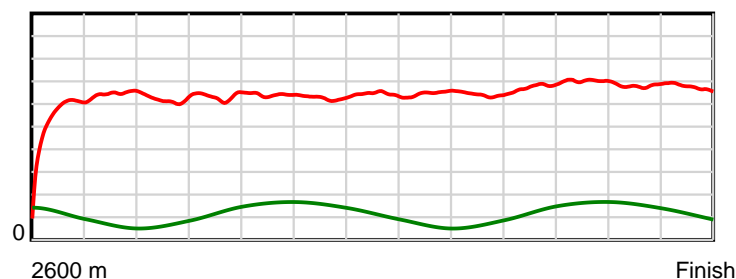
10 m Stride length



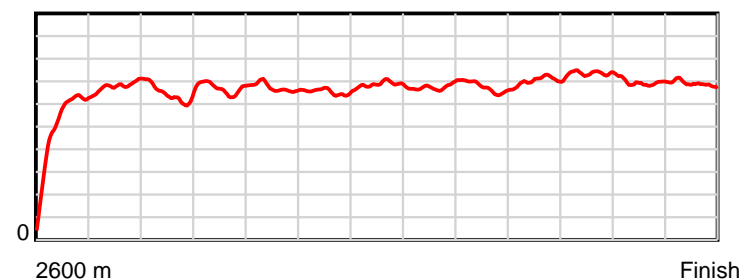
0.6 s Stride duration



20 m/sec Speed



100 % Stride efficiency



Note: Horizontal distance axis grid lines are 200m furlongs.

## Disclaimer.

HRNZ and NZMTC and Thoroughbred Ratings Pty Ltd accepts no responsibility for the completeness or accuracy of any of the information contained herein, and makes no representations about its suitability for any particular purpose. Users should make their own judgements about those matters and/or seek independent advice. You assume all risks associated with use of the data provided on this page.



# Race Results



November 01, 2021, Race 4, RD PETROLEUM TROT, Distance 2600m, Addington - Survey 3200m

Result	TAB no.	Horse (Barrier)	2600 to	2400m to
11th	14	<b>Almighty Fear (2)</b>	<b>2400m</b>	<b>2200m</b>
		Position in running (margin)	-	3(1.8)
		Sectional time (s)	17.73	16.45
		Cumulative time (s)	204.87	187.14
		Speed (m/s)	11.28	12.16
		Stride length (m)	5.27	5.65
		Stride duration (s)	0.440	0.465
		Stride efficiency (%)	43.33	49.91
		Stride count	37.98	35.39

## Disclaimer.

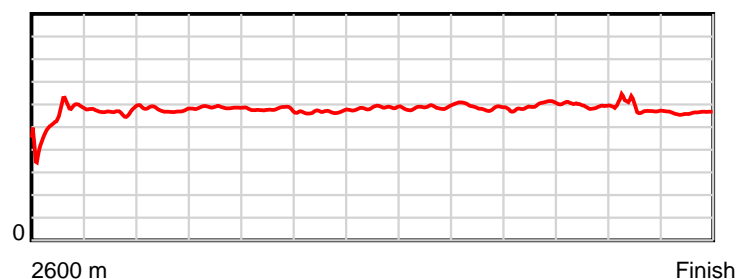
HRNZ and NZMTC and Thoroughbred Ratings Pty Ltd accepts no responsibility for the completeness or accuracy of any of the information contained herein, and makes no representations about its suitability for any particular purpose. Users should make their own judgements about those matters and/or seek independent advice. You assume all risks associated with use of the data provided on this page.

# Race Results

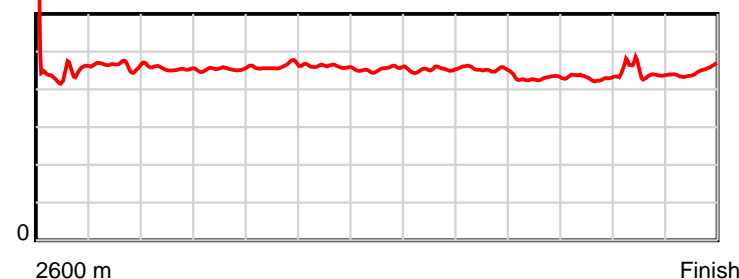
November 01, 2021, Race 4, RD PETROLEUM TROT, Distance 2600m, Addington - Survey 3200m

Result	TAB no.	Horse (Barrier)	2200m to	2000m to	1800m to	1600m to	1400m to	1200m to	1000m to	800m to	600m to	400m to	200m to	Total or	Margin
11th	14	Almighty Fear (2)	2000m	1800m	1600m	1400m	1200m	1000m	800m	600m	400m	200m	WP	Average	
		Position in running (margin)	6(4.1)	5(7.0)	5(6.3)	5(6.8)	5(7.0)	6(6.3)	6(6.0)	6(6.1)	7(6.3)	7(8.1)	9(14.5)		21.30
		Sectional time (s)	15.92	15.55	16.08	16.28	15.62	15.41	15.61	14.44	14.59	15.23	15.96		
		Cumulative time (s)	170.69	154.77	139.22	123.14	106.86	91.24	75.83	60.22	45.78	31.19	15.96	3:24.87	
		Speed (m/s)	12.56	12.86	12.44	12.29	12.80	12.98	12.81	13.85	13.71	13.13	12.53	12.69	
		Stride length (m)	5.72	5.83	5.74	5.67	5.81	5.86	5.81	5.94	5.90	5.81	5.62	5.74	
		Stride duration (s)	0.455	0.453	0.461	0.462	0.454	0.452	0.454	0.429	0.431	0.442	0.448	0.452	
		Stride efficiency (%)	51.13	53.17	51.42	50.28	52.73	53.71	52.82	55.15	54.48	52.67	49.27	51.41	
		Stride count	34.96	34.29	34.87	35.26	34.43	34.11	34.40	33.67	33.87	34.45	35.62	453.30	

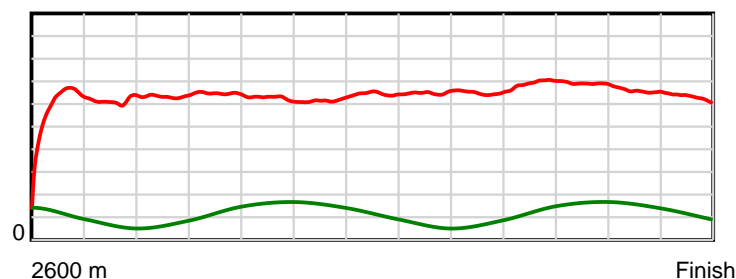
10 m Stride length



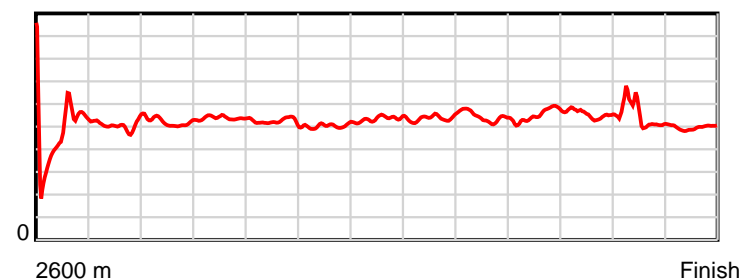
0.6 s Stride duration



20 m/sec Speed



100 % Stride efficiency



Note: Horizontal distance axis grid lines are 200m furlongs.

## Disclaimer.

HRNZ and NZMTC and Thoroughbred Ratings Pty Ltd accepts no responsibility for the completeness or accuracy of any of the information contained herein, and makes no representations about its suitability for any particular purpose. Users should make their own judgements about those matters and/or seek independent advice. You assume all risks associated with use of the data provided on this page.



# Race Results



November 01, 2021, Race 4, RD PETROLEUM TROT, Distance 2600m, Addington - Survey 3200m

Result	TAB no.	Horse (Barrier)	2600 to 2400m to	2400m to 2200m
12th	17	Spot The Gambl... (3)	2400m	2200m
		Position in running (margin)	-	15(50.3)
		Sectional time (s)	25.83	16.23
		Cumulative time (s)	207.49	181.66
		Speed (m/s)	7.74	12.32
		Stride length (m)	3.94	5.45
		Stride duration (s)	0.477	0.442
		Stride efficiency (%)	24.27	46.37
		Stride count	50.75	36.71

## Disclaimer.

HRNZ and NZMTC and Thoroughbred Ratings Pty Ltd accepts no responsibility for the completeness or accuracy of any of the information contained herein, and makes no representations about its suitability for any particular purpose. Users should make their own judgements about those matters and/or seek independent advice. You assume all risks associated with use of the data provided on this page.

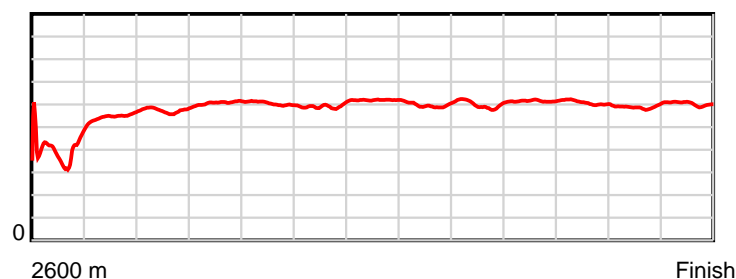


# Race Results

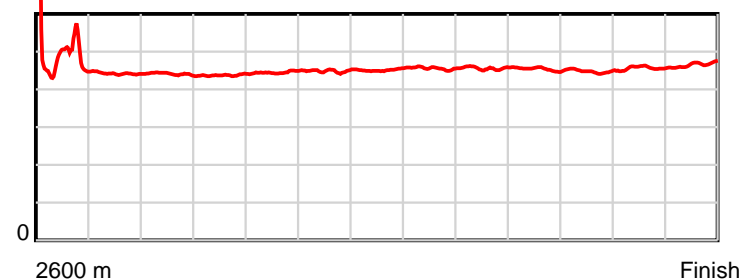
November 01, 2021, Race 4, RD PETROLEUM TROT, Distance 2600m, Addington - Survey 3200m

Result	TAB no.	Horse (Barrier)	2200m to	2000m to	1800m to	1600m to	1400m to	1200m to	1000m to	800m to	600m to	400m to	200m to	Total or	Margin
12th	17	Spot The Gambler (3)	2000m	1800m	1600m	1400m	1200m	1000m	800m	600m	400m	200m	WP	Average	
		Position in running (margin)	13(51.4)	13(51.4)	13(43.8)	13(36.2)	13(28.8)	13(22.1)	13(20.7)	13(18.9)	13(20.8)	13(24.4)	12(33.1)		35.90
		Sectional time (s)	15.45	14.39	14.73	15.00	14.63	15.23	15.30	14.72	14.87	15.62	15.49		
		Cumulative time (s)	165.43	149.98	135.59	120.86	105.86	91.23	76.00	60.70	45.98	31.11	15.49	3:27.49	
		Speed (m/s)	12.94	13.90	13.58	13.33	13.67	13.13	13.07	13.59	13.45	12.80	12.91	12.53	
		Stride length (m)	5.71	6.08	6.04	5.98	6.17	5.99	5.96	6.16	6.02	5.84	6.02	5.72	
		Stride duration (s)	0.441	0.437	0.445	0.448	0.451	0.456	0.456	0.453	0.448	0.456	0.466	0.457	
		Stride efficiency (%)	50.87	57.78	57.09	55.80	59.41	55.98	55.44	59.29	56.71	53.36	56.66	51.14	
		Stride count	35.05	32.89	33.09	33.47	32.44	33.42	33.58	32.47	33.20	34.23	33.21	454.51	

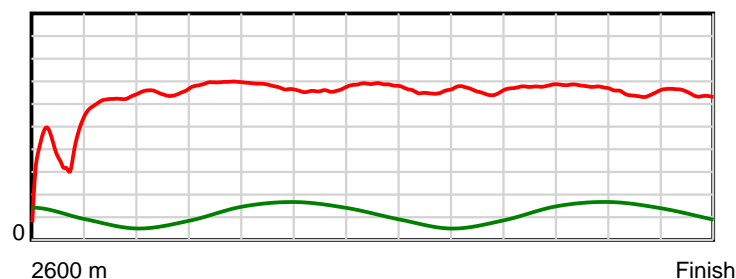
10 m Stride length



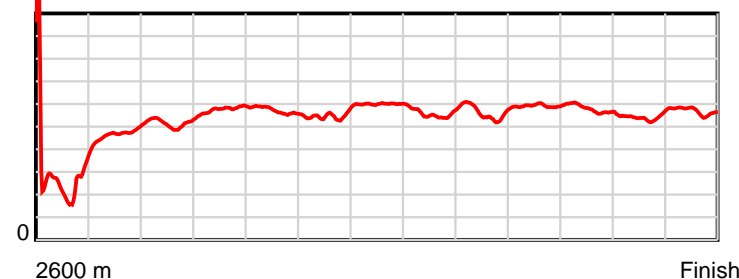
0.5 s Stride duration



20 m/sec Speed



100 % Stride efficiency



Note: Horizontal distance axis grid lines are 200m furlongs.

## Disclaimer.

HRNZ and NZMTC and Thoroughbred Ratings Pty Ltd accepts no responsibility for the completeness or accuracy of any of the information contained herein, and makes no representations about its suitability for any particular purpose. Users should make their own judgements about those matters and/or seek independent advice. You assume all risks associated with use of the data provided on this page.



# Race Results



November 01, 2021, Race 4, RD PETROLEUM TROT, Distance 2600m, Addington - Survey 3200m

Result	TAB no.	Horse (Barrier)	2600 to	2400m to
13th	1	Goose Healy (4)	2400m	2200m
		Position in running (margin)	-	12(16.2)
		Sectional time (s)	20.19	16.04
		Cumulative time (s)	207.73	187.54
		Speed (m/s)	9.90	12.47
		Stride length (m)	4.99	5.71
		Stride duration (s)	0.485	0.458
		Stride efficiency (%)	38.92	50.98
		Stride count	40.08	35.02

## Disclaimer.

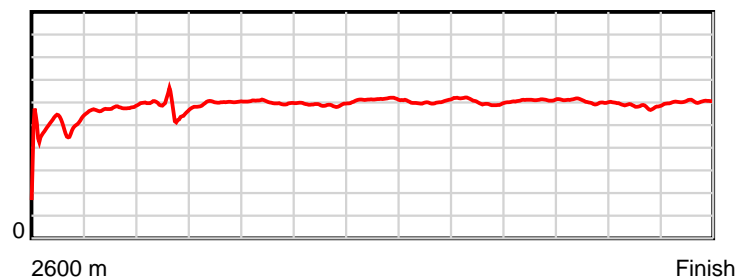
HRNZ and NZMTC and Thoroughbred Ratings Pty Ltd accepts no responsibility for the completeness or accuracy of any of the information contained herein, and makes no representations about its suitability for any particular purpose. Users should make their own judgements about those matters and/or seek independent advice. You assume all risks associated with use of the data provided on this page.

# Race Results

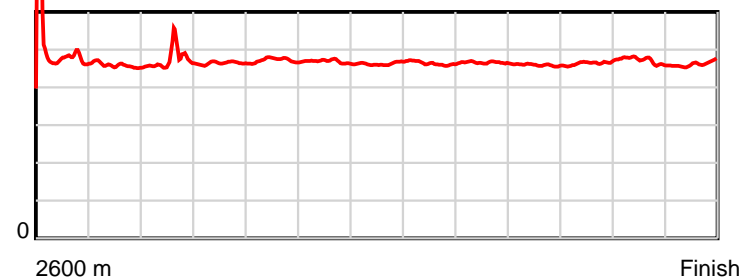
November 01, 2021, Race 4, RD PETROLEUM TROT, Distance 2600m, Addington - Survey 3200m

Result	TAB no.	Horse (Barrier)	2200m to	2000m to	1800m to	1600m to	1400m to	1200m to	1000m to	800m to	600m to	400m to	200m to	Total or	Margin
13th	1	Goose Healy (4)	2000m	1800m	1600m	1400m	1200m	1000m	800m	600m	400m	200m	WP	Average	
		Position in running (margin)	11(16.1)	12(21.1)	12(20.7)	12(19.7)	12(17.4)	12(13.7)	12(13.5)	12(13.3)	12(17.1)	12(24.3)	13(35.5)		37.20
		Sectional time (s)	16.29	15.58	15.84	15.85	15.13	15.43	15.56	15.04	15.48	16.05	15.25		
		Cumulative time (s)	171.50	155.21	139.63	123.79	107.94	92.81	77.38	61.82	46.78	31.30	15.25	3:27.73	
		Speed (m/s)	12.28	12.84	12.63	12.62	13.22	12.96	12.85	13.30	12.92	12.46	13.11	12.52	
		Stride length (m)	5.71	5.95	5.96	5.91	6.12	6.01	5.99	6.10	6.00	5.87	6.07	5.86	
		Stride duration (s)	0.465	0.464	0.472	0.468	0.463	0.464	0.466	0.459	0.464	0.471	0.463	0.468	
		Stride efficiency (%)	51.03	55.40	55.49	54.60	58.56	56.39	55.98	58.20	56.20	53.92	57.57	53.69	
		Stride count	35.00	33.59	33.56	33.83	32.67	33.29	33.41	32.77	33.35	34.05	32.95	443.57	

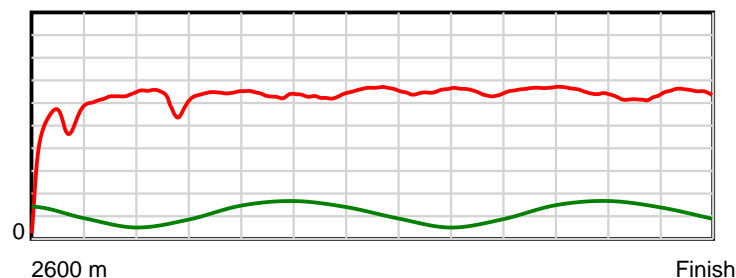
10 m Stride length



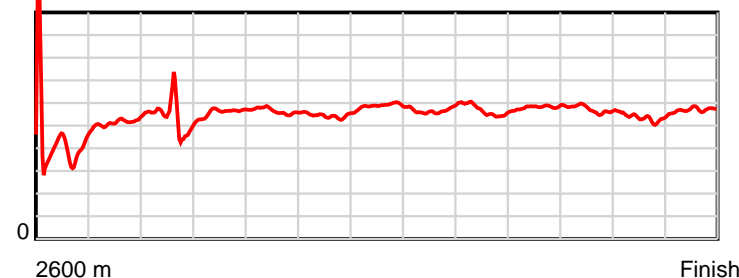
0.5 s Stride duration



20 m/sec Speed



100 % Stride efficiency



Note: Horizontal distance axis grid lines are 200m furlongs.

## Disclaimer.

HRNZ and NZMTC and Thoroughbred Ratings Pty Ltd accepts no responsibility for the completeness or accuracy of any of the information contained herein, and makes no representations about its suitability for any particular purpose. Users should make their own judgements about those matters and/or seek independent advice. You assume all risks associated with use of the data provided on this page.



# Race Results



November 01, 2021, Race 4, RD PETROLEUM TROT, Distance 2600m, Addington - Survey 3200m

Result	TAB no.	Horse (Barrier)	2600 to 2400m	2400m to 2200m
14th	5	Isla Elsie (7)		
		Position in running (margin)	-	14(41.8)
		Sectional time (s)	24.41	18.02
		Cumulative time (s)	208.08	183.67
		Speed (m/s)	8.19	11.10
		Stride length (m)	3.98	5.04
		Stride duration (s)	0.485	0.454
		Stride efficiency (%)	24.74	39.67
		Stride count	50.26	39.70

## Disclaimer.

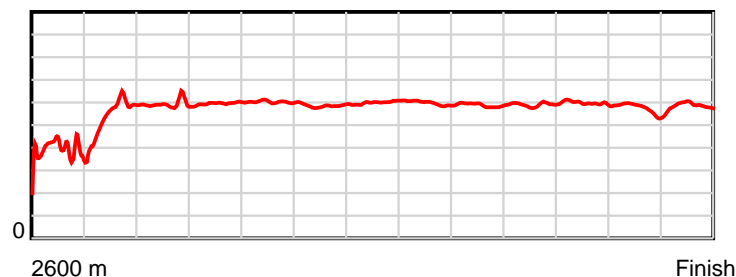
HRNZ and NZMTC and Thoroughbred Ratings Pty Ltd accepts no responsibility for the completeness or accuracy of any of the information contained herein, and makes no representations about its suitability for any particular purpose. Users should make their own judgements about those matters and/or seek independent advice. You assume all risks associated with use of the data provided on this page.

# Race Results

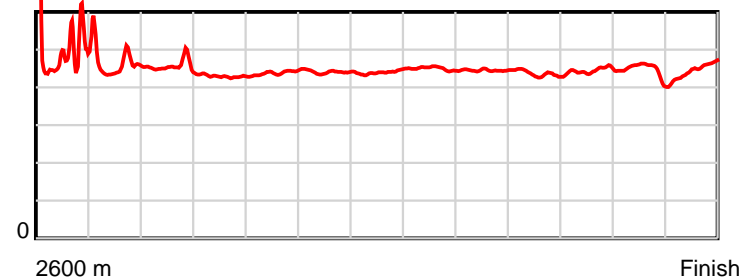
November 01, 2021, Race 4, RD PETROLEUM TROT, Distance 2600m, Addington - Survey 3200m

Result	TAB no.	Horse (Barrier)	2200m to	2000m to	1800m to	1600m to	1400m to	1200m to	1000m to	800m to	600m to	400m to	200m to	Total or	Margin
14th	5	Isla Elsie (7)	2000m	1800m	1600m	1400m	1200m	1000m	800m	600m	400m	200m	WP	Average	
		Position in running (margin)	14(53.6)	14(53.2)	14(46.1)	14(38.0)	14(31.2)	14(24.7)	14(23.1)	14(20.8)	14(23.1)	14(28.6)	14(37.2)		39.20
		Sectional time (s)	15.38	14.47	14.65	15.10	14.66	15.20	15.22	14.79	15.20	15.59	15.39		
		Cumulative time (s)	165.65	150.27	135.80	121.15	106.05	91.39	76.19	60.97	46.18	30.98	15.39	3:28.08	
		Speed (m/s)	13.00	13.82	13.65	13.25	13.64	13.16	13.14	13.52	13.16	12.83	13.00	12.49	
		Stride length (m)	5.90	5.93	6.00	5.84	6.00	5.92	5.85	5.89	5.85	5.68	5.85	5.60	
		Stride duration (s)	0.453	0.429	0.439	0.441	0.440	0.450	0.445	0.436	0.445	0.443	0.450	0.448	
		Stride efficiency (%)	54.36	54.94	56.21	53.26	56.34	54.72	53.43	54.30	53.55	50.45	53.46	49.06	
		Stride count	33.91	33.73	33.35	34.26	33.31	33.80	34.20	33.93	34.16	35.20	34.20	464.01	

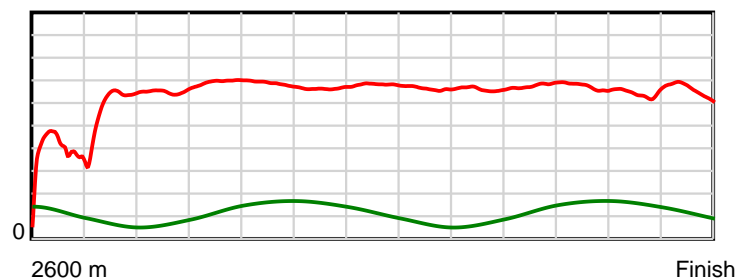
10 m Stride length



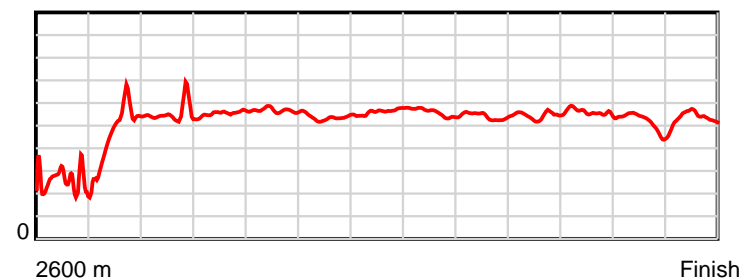
0.6 s Stride duration



20 m/sec Speed



100 % Stride efficiency



Note: Horizontal distance axis grid lines are 200m furlongs.

## Disclaimer.

HRNZ and NZMTC and Thoroughbred Ratings Pty Ltd accepts no responsibility for the completeness or accuracy of any of the information contained herein, and makes no representations about its suitability for any particular purpose. Users should make their own judgements about those matters and/or seek independent advice. You assume all risks associated with use of the data provided on this page.



# Race Results



November 01, 2021, Race 4, RD PETROLEUM TROT, Distance 2600m, Addington - Survey 3200m

Result	TAB no.	Horse (Barrier)	2600 to 2400m	2400m to 2200m
15th	8	<b>Boss Kenny (10)</b>	<b>2400m</b>	<b>2200m</b>
		Position in running (margin)	-	13(33.9)
		Sectional time (s)	23.06	21.66
		Cumulative time (s)	220.86	197.80
		Speed (m/s)	8.67	9.23
		Stride length (m)	4.58	4.75
		Stride duration (s)	0.524	0.515
		Stride efficiency (%)	32.72	35.31
		Stride count	43.71	42.08

## Disclaimer.

HRNZ and NZMTC and Thoroughbred Ratings Pty Ltd accepts no responsibility for the completeness or accuracy of any of the information contained herein, and makes no representations about its suitability for any particular purpose. Users should make their own judgements about those matters and/or seek independent advice. You assume all risks associated with use of the data provided on this page.

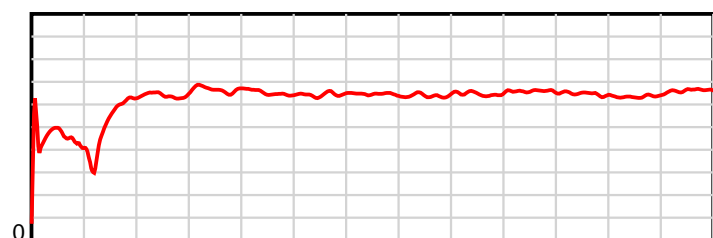
# Race Results

November 01, 2021, Race 4, RD PETROLEUM TROT, Distance 2600m, Addington - Survey 3200m

Result	TAB no.	Horse (Barrier)	2200m to	2000m to	1800m to	1600m to	1400m to	1200m to	1000m to	800m to	600m to	400m to	200m to	Total or	Margin
15th	8	<b>Boss Kenny (10)</b>	<b>2000m</b>	<b>1800m</b>	<b>1600m</b>	<b>1400m</b>	<b>1200m</b>	<b>1000m</b>	<b>800m</b>	<b>600m</b>	<b>400m</b>	<b>200m</b>	<b>WP</b>	<b>Average</b>	
		Position in running (margin)	15(67.5)	15(66.2)	15(62.5)	15(61.8)	15(60.1)	15(62.5)	15(69.0)	15(71.9)	15(81.7)	15(95.8)	15(108.6)		110.20
		Sectional time (s)	15.22	15.03	15.89	15.95	16.14	16.55	16.08	16.02	16.65	16.29	16.32		
		Cumulative time (s)	176.14	160.92	145.89	130.00	114.05	97.91	81.36	65.28	49.26	32.61	16.32	3:40.86	
		Speed (m/s)	13.14	13.31	12.59	12.54	12.39	12.08	12.44	12.48	12.01	12.28	12.25	11.77	
		Stride length (m)	6.42	6.68	6.42	6.43	6.46	6.33	6.34	6.57	6.35	6.38	6.56	6.09	
		Stride duration (s)	0.489	0.502	0.510	0.513	0.521	0.524	0.510	0.526	0.528	0.520	0.535	0.517	
		Stride efficiency (%)	64.46	69.70	64.32	64.53	65.12	62.62	62.73	67.40	62.93	63.57	67.21	57.90	
		Stride count	31.14	29.95	31.17	31.12	30.98	31.59	31.57	30.45	31.51	31.36	30.50	427.13	

10 m

Stride length

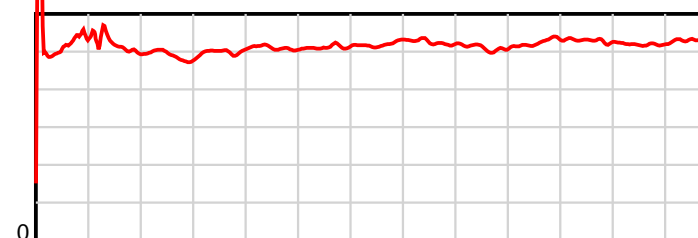


2600 m

Finish

0.5 s

Stride duration

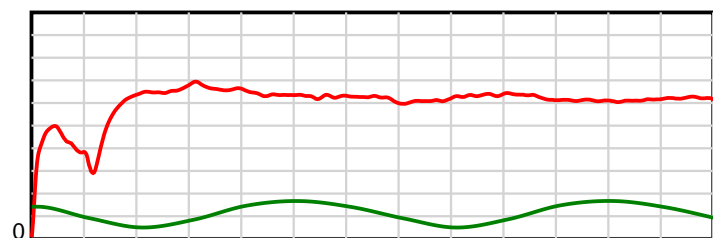


2600 m

Finish

20 m/sec

Speed

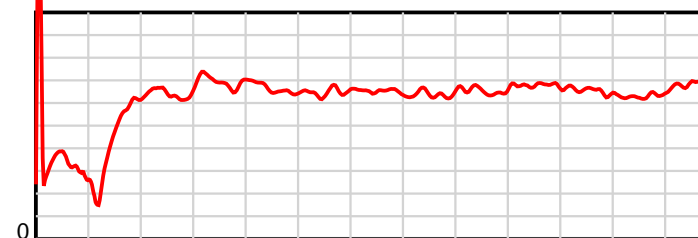


2600 m

Finish

100 %

Stride efficiency



2600 m

Finish

Note: Horizontal distance axis grid lines are 200m furlongs.

## Disclaimer.

HRNZ and NZMTC and Thoroughbred Ratings Pty Ltd accepts no responsibility for the completeness or accuracy of any of the information contained herein, and makes no representations about its suitability for any particular purpose. Users should make their own judgements about those matters and/or seek independent advice. You assume all risks associated with use of the data provided on this page.