



Race Results

Kaikoura Trotting Club Inc, HRNZ, November 01, 2021

Compilation date: November 1, 2021, 1:34:19 PM (NZDT)

Copyright © 2021 HRNZ and NZMTC. All rights reserved.

Trademarks.

StrideMASTER is a registered trademark of Thoroughbred Ratings Pty Ltd.

Disclaimer.

HRNZ and NZMTC and Thoroughbred Ratings Pty Ltd accepts no responsibility for the completeness or accuracy of any of the information contained herein, and makes no representations about its suitability for any particular purpose. Users should make their own judgements about those matters and/or seek independent advice. You assume all risks associated with use of the data provided on this page.



Race Results



November 01, 2021, Race 5, DUNLEA PRODUCTS PACE, Distance 2600m, Addington - Survey 3200m

Result	TAB no.	Horse (Barrier)	2600 to	2400m to
1st	7	Cyrus (7)	2400m	2200m
		Position in running (margin)	-	3(3.2)
		Sectional time (s)	17.09	14.93
		Cumulative time (s)	195.68	178.59
		Speed (m/s)	11.70	13.40
		Stride length (m)	5.22	5.69
		Stride duration (s)	0.432	0.425
		Stride efficiency (%)	42.57	50.60
		Stride count	38.32	35.15

Disclaimer.

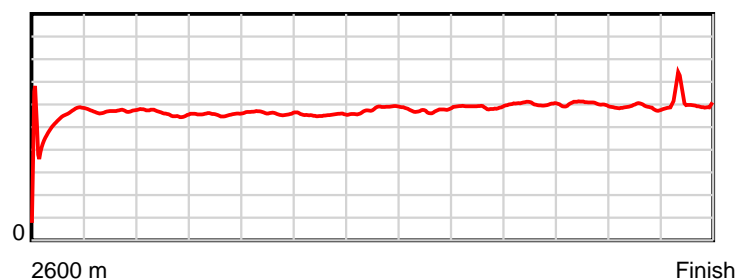
HRNZ and NZMTC and Thoroughbred Ratings Pty Ltd accepts no responsibility for the completeness or accuracy of any of the information contained herein, and makes no representations about its suitability for any particular purpose. Users should make their own judgements about those matters and/or seek independent advice. You assume all risks associated with use of the data provided on this page.

Race Results

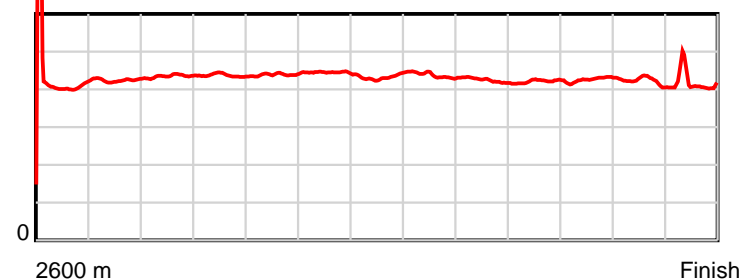
November 01, 2021, Race 5, DUNLEA PRODUCTS PACE, Distance 2600m, Addington - Survey 3200m

Result	TAB no.	Horse (Barrier)	2200m to	2000m to	1800m to	1600m to	1400m to	1200m to	1000m to	800m to	600m to	400m to	200m to	Total or	Margin
1st	7	Cyrus (7)	2000m	1800m	1600m	1400m	1200m	1000m	800m	600m	400m	200m	WP	Average	
		Position in running (margin)	3(4.0)	3(4.1)	3(4.1)	3(3.6)	3(3.4)	6(3.6)	6(4.0)	5(4.2)	6(3.7)	4(3.5)	3(3.5)		0.00
		Sectional time (s)	15.59	15.71	15.63	15.97	14.98	15.25	14.48	13.97	14.19	14.36	13.53		
		Cumulative time (s)	163.66	148.07	132.36	116.73	100.76	85.78	70.53	56.05	42.08	27.89	13.53	3:15.68	
		Speed (m/s)	12.83	12.73	12.80	12.52	13.35	13.11	13.81	14.32	14.09	13.93	14.78	13.29	
		Stride length (m)	5.58	5.57	5.62	5.57	5.78	5.74	5.85	6.04	6.01	5.87	6.17	5.74	
		Stride duration (s)	0.435	0.437	0.439	0.445	0.433	0.438	0.424	0.422	0.426	0.422	0.418	0.432	
		Stride efficiency (%)	48.66	48.40	49.33	48.49	52.23	51.49	53.55	57.02	56.37	53.91	59.55	51.43	
		Stride count	35.84	35.94	35.60	35.90	34.59	34.84	34.16	33.11	33.30	34.05	32.40	453.20	

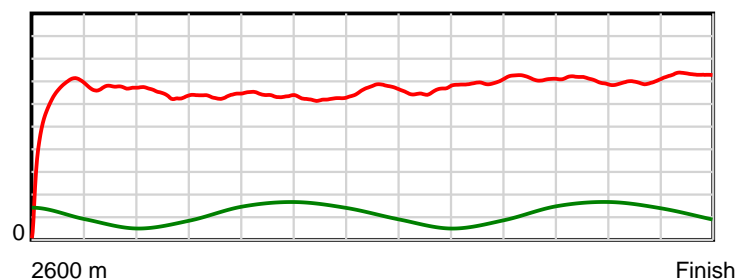
10 m Stride length



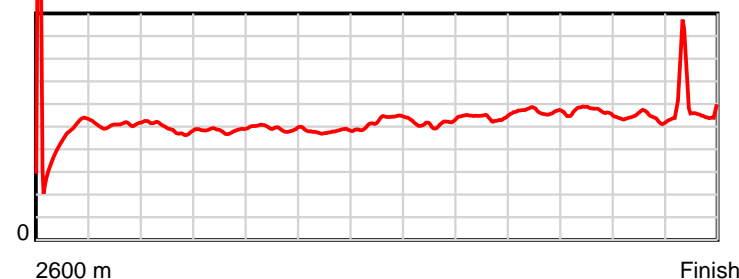
0.5 s Stride duration



20 m/sec Speed



100 % Stride efficiency



Note: Horizontal distance axis grid lines are 200m furlongs.

Disclaimer.

HRNZ and NZMTC and Thoroughbred Ratings Pty Ltd accepts no responsibility for the completeness or accuracy of any of the information contained herein, and makes no representations about its suitability for any particular purpose. Users should make their own judgements about those matters and/or seek independent advice. You assume all risks associated with use of the data provided on this page.



Race Results



November 01, 2021, Race 5, DUNLEA PRODUCTS PACE, Distance 2600m, Addington - Survey 3200m

Result	TAB no.	Horse (Barrier)	2600 to	2400m to
2nd	6	Angel Of Monta... (6)	2400m	2200m
		Position in running (margin)	-	1(0.0)
		Sectional time (s)	16.40	14.80
		Cumulative time (s)	195.68	179.28
		Speed (m/s)	12.19	13.51
		Stride length (m)	5.20	5.89
		Stride duration (s)	0.427	0.436
		Stride efficiency (%)	42.29	54.13
		Stride count	38.45	33.98

Disclaimer.

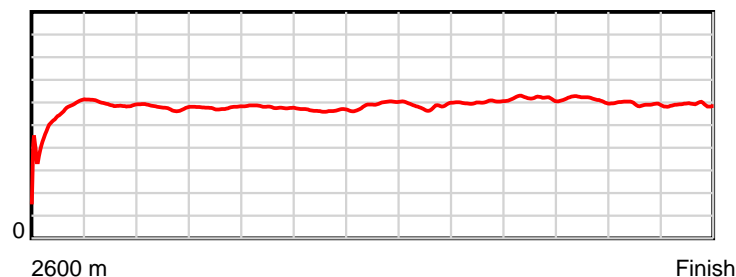
HRNZ and NZMTC and Thoroughbred Ratings Pty Ltd accepts no responsibility for the completeness or accuracy of any of the information contained herein, and makes no representations about its suitability for any particular purpose. Users should make their own judgements about those matters and/or seek independent advice. You assume all risks associated with use of the data provided on this page.

Race Results

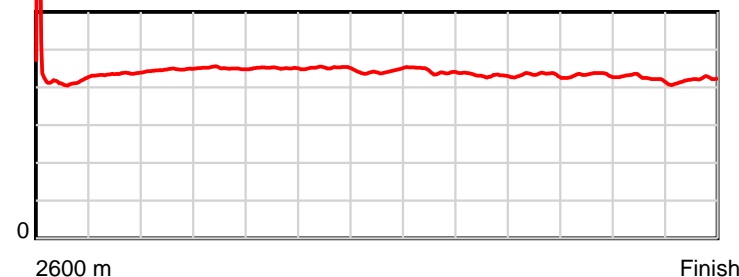
November 01, 2021, Race 5, DUNLEA PRODUCTS PACE, Distance 2600m, Addington - Survey 3200m

Result	TAB no.	Horse (Barrier)	2200m to	2000m to	1800m to	1600m to	1400m to	1200m to	1000m to	800m to	600m to	400m to	200m to	Total or	Margin
2nd	6	Angel Of Monta... (6)	2000m	1800m	1600m	1400m	1200m	1000m	800m	600m	400m	200m	WP	Average	
		Position in running (margin)	1(0.0)	1(0.0)	1(0.0)	1(0.0)	1(0.0)	1(0.0)	1(0.0)	1(0.0)	1(0.0)	1(0.0)	1(0.0)		0.00
		Sectional time (s)	15.58	15.71	15.70	16.01	14.94	15.18	14.45	14.06	14.22	14.35	14.28		
		Cumulative time (s)	164.48	148.90	133.19	117.49	101.48	86.54	71.36	56.91	42.85	28.63	14.28	3:15.68	
		Speed (m/s)	12.84	12.73	12.74	12.49	13.39	13.18	13.84	14.22	14.06	13.94	14.01	13.29	
		Stride length (m)	5.74	5.74	5.75	5.64	5.92	5.84	5.98	6.17	6.08	5.92	5.88	5.82	
		Stride duration (s)	0.447	0.451	0.451	0.452	0.442	0.443	0.432	0.433	0.433	0.425	0.420	0.438	
		Stride efficiency (%)	51.44	51.49	51.59	49.76	54.83	53.33	55.89	59.43	57.86	54.83	53.98	52.89	
		Stride count	34.86	34.84	34.81	35.44	33.76	34.24	33.44	32.43	32.87	33.76	34.03	446.91	

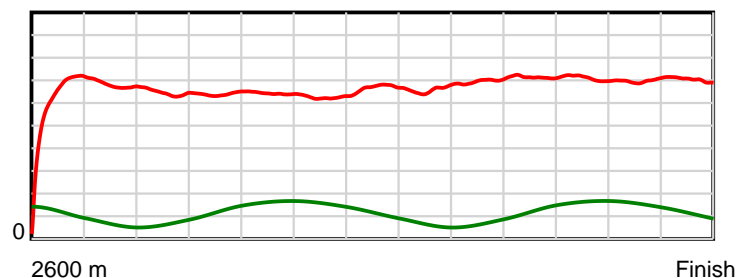
10 m Stride length



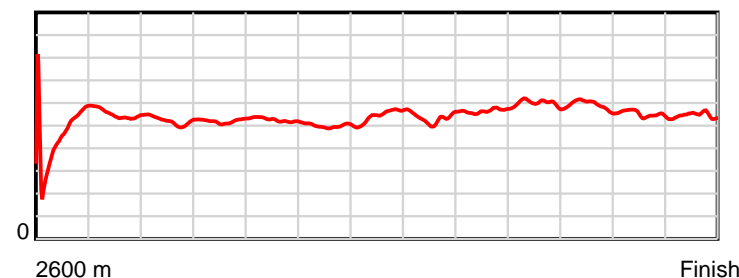
0.5 s Stride duration



20 m/sec Speed



100 % Stride efficiency



Note: Horizontal distance axis grid lines are 200m furlongs.

Disclaimer.

HRNZ and NZMTC and Thoroughbred Ratings Pty Ltd accepts no responsibility for the completeness or accuracy of any of the information contained herein, and makes no representations about its suitability for any particular purpose. Users should make their own judgements about those matters and/or seek independent advice. You assume all risks associated with use of the data provided on this page.



Race Results



November 01, 2021, Race 5, DUNLEA PRODUCTS PACE, Distance 2600m, Addington - Survey 3200m

Result	TAB no.	Horse (Barrier)	2600 to	2400m to
3rd	5	Gliding Away (5)	2400m	2200m
		Position in running (margin)	-	2(2.4)
		Sectional time (s)	16.60	14.76
		Cumulative time (s)	195.68	179.08
		Speed (m/s)	12.05	13.55
		Stride length (m)	5.85	6.58
		Stride duration (s)	0.496	0.486
		Stride efficiency (%)	53.39	67.70
		Stride count	34.22	30.39

Disclaimer.

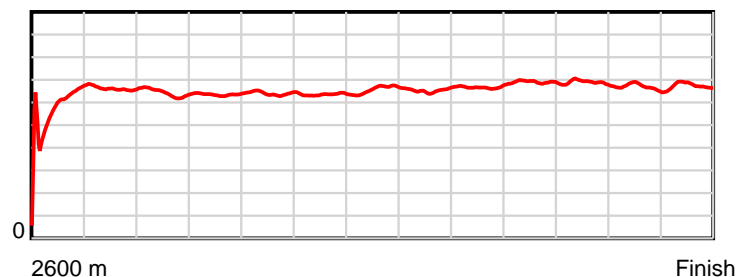
HRNZ and NZMTC and Thoroughbred Ratings Pty Ltd accepts no responsibility for the completeness or accuracy of any of the information contained herein, and makes no representations about its suitability for any particular purpose. Users should make their own judgements about those matters and/or seek independent advice. You assume all risks associated with use of the data provided on this page.

Race Results

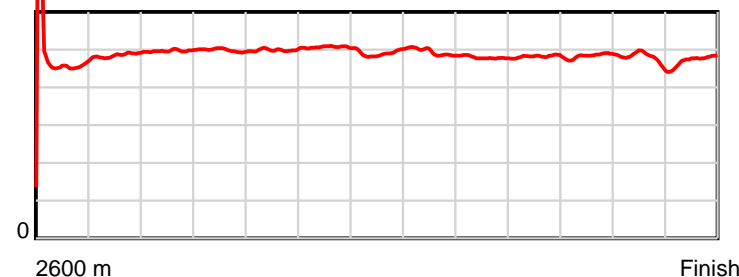
November 01, 2021, Race 5, DUNLEA PRODUCTS PACE, Distance 2600m, Addington - Survey 3200m

Result	TAB no.	Horse (Barrier)	2200m to	2000m to	1800m to	1600m to	1400m to	1200m to	1000m to	800m to	600m to	400m to	200m to	Total or	Margin
3rd	5	Gliding Away (5)	2000m	1800m	1600m	1400m	1200m	1000m	800m	600m	400m	200m	WP	Average	
		Position in running (margin)	2(2.1)	2(1.9)	2(1.9)	2(1.2)	2(1.1)	2(1.5)	3(1.7)	3(2.0)	3(1.7)	2(1.6)	2(1.3)		0.00
		Sectional time (s)	15.53	15.72	15.59	15.99	15.00	15.23	14.49	14.00	14.21	14.30	14.26		
		Cumulative time (s)	164.32	148.79	133.07	117.48	101.49	86.49	71.26	56.77	42.77	28.56	14.26	3:15.68	
		Speed (m/s)	12.88	12.72	12.83	12.51	13.33	13.13	13.80	14.29	14.07	13.99	14.03	13.29	
		Stride length (m)	6.39	6.35	6.41	6.33	6.55	6.48	6.61	6.88	6.82	6.65	6.66	6.49	
		Stride duration (s)	0.497	0.499	0.499	0.507	0.491	0.493	0.479	0.481	0.484	0.476	0.475	0.489	
		Stride efficiency (%)	63.85	62.93	64.16	62.69	66.96	65.60	68.23	73.91	72.58	69.14	69.32	65.88	
		Stride count	31.29	31.52	31.21	31.58	30.55	30.87	30.27	29.08	29.35	30.07	30.03	400.43	

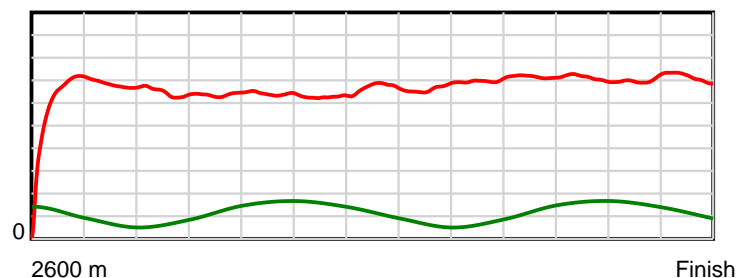
10 m Stride length



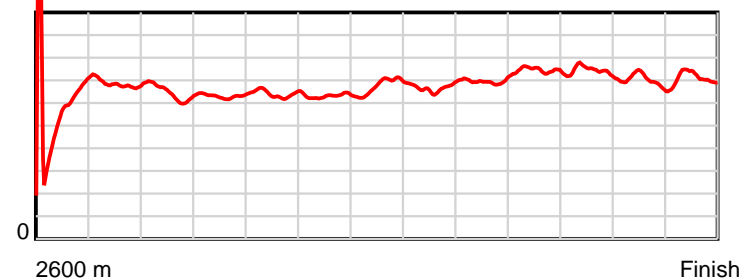
0.5 s Stride duration



20 m/sec Speed



100 % Stride efficiency



Note: Horizontal distance axis grid lines are 200m furlongs.

Disclaimer.

HRNZ and NZMTC and Thoroughbred Ratings Pty Ltd accepts no responsibility for the completeness or accuracy of any of the information contained herein, and makes no representations about its suitability for any particular purpose. Users should make their own judgements about those matters and/or seek independent advice. You assume all risks associated with use of the data provided on this page.



Race Results



November 01, 2021, Race 5, DUNLEA PRODUCTS PACE, Distance 2600m, Addington - Survey 3200m

Result	TAB no.	Horse (Barrier)	2600 to 2400m	2400m to 2200m
4th	9	Boom (9)		
		Position in running (margin)	-	5(9.0)
		Sectional time (s)	17.91	14.73
		Cumulative time (s)	196.18	178.27
		Speed (m/s)	11.17	13.58
		Stride length (m)	5.66	6.23
		Stride duration (s)	0.487	0.458
		Stride efficiency (%)	50.03	60.56
		Stride count	35.35	32.13

Disclaimer.

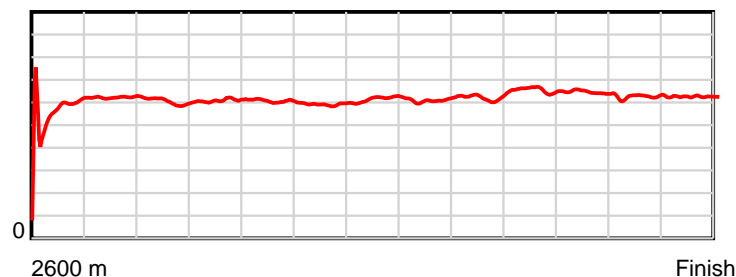
HRNZ and NZMTC and Thoroughbred Ratings Pty Ltd accepts no responsibility for the completeness or accuracy of any of the information contained herein, and makes no representations about its suitability for any particular purpose. Users should make their own judgements about those matters and/or seek independent advice. You assume all risks associated with use of the data provided on this page.

Race Results

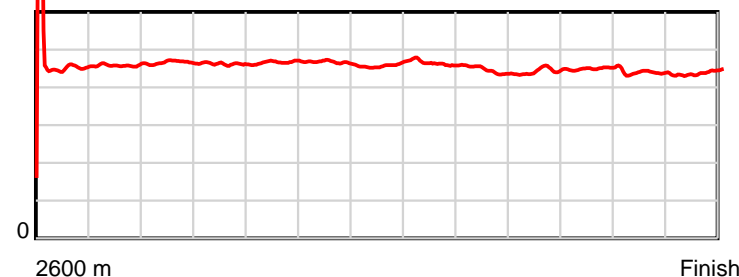
November 01, 2021, Race 5, DUNLEA PRODUCTS PACE, Distance 2600m, Addington - Survey 3200m

Result	TAB no.	Horse (Barrier)	2200m to	2000m to	1800m to	1600m to	1400m to	1200m to	1000m to	800m to	600m to	400m to	200m to	Total or	Margin
4th	9	Boom (9)	2000m	1800m	1600m	1400m	1200m	1000m	800m	600m	400m	200m	WP	Average	
		Position in running (margin)	5(8.6)	5(8.0)	4(5.1)	4(4.6)	4(4.2)	5(3.5)	7(5.2)	9(6.3)	5(3.3)	6(4.6)	5(4.7)		3.00
		Sectional time (s)	15.47	15.22	15.63	15.94	14.81	15.47	14.64	13.55	14.45	14.36	14.00		
		Cumulative time (s)	163.54	148.07	132.85	117.22	101.28	86.47	71.00	56.36	42.81	28.36	14.00	3:16.18	
		Speed (m/s)	12.93	13.14	12.80	12.55	13.50	12.93	13.66	14.76	13.84	13.93	14.29	13.25	
		Stride length (m)	6.02	6.07	5.97	5.86	6.18	6.00	6.08	6.55	6.24	6.09	6.28	6.09	
		Stride duration (s)	0.466	0.462	0.466	0.467	0.458	0.464	0.445	0.444	0.450	0.437	0.440	0.459	
		Stride efficiency (%)	56.66	57.67	55.68	53.58	59.77	56.28	57.77	66.99	60.76	57.90	61.64	57.90	
		Stride count	33.21	32.92	33.50	34.16	32.34	33.33	32.89	30.55	32.07	32.86	31.84	427.15	

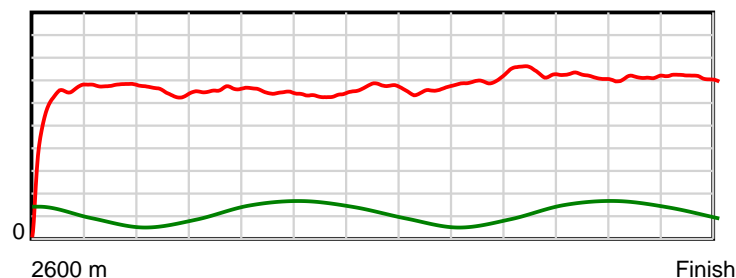
10 m Stride length



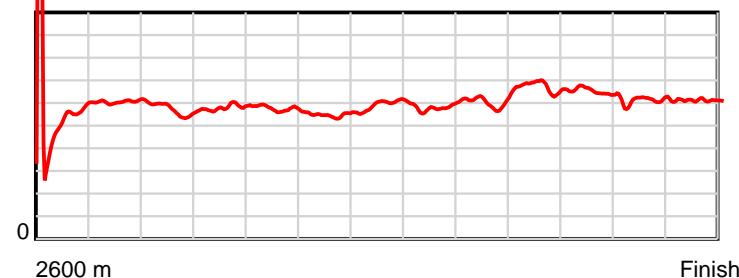
0.5 s Stride duration



20 m/sec Speed



100 % Stride efficiency



Note: Horizontal distance axis grid lines are 200m furlongs.

Disclaimer.

HRNZ and NZMTC and Thoroughbred Ratings Pty Ltd accepts no responsibility for the completeness or accuracy of any of the information contained herein, and makes no representations about its suitability for any particular purpose. Users should make their own judgements about those matters and/or seek independent advice. You assume all risks associated with use of the data provided on this page.



Race Results



November 01, 2021, Race 5, DUNLEA PRODUCTS PACE, Distance 2600m, Addington - Survey 3200m

Result	TAB no.	Horse (Barrier)	2600 to	2400m to
5th	10	Invaluable (10)	2400m	2200m
		Position in running (margin)	-	4(6.2)
		Sectional time (s)	17.38	14.82
		Cumulative time (s)	196.38	179.00
		Speed (m/s)	11.51	13.50
		Stride length (m)	5.36	6.12
		Stride duration (s)	0.457	0.454
		Stride efficiency (%)	44.95	58.51
		Stride count	37.29	32.68

Disclaimer.

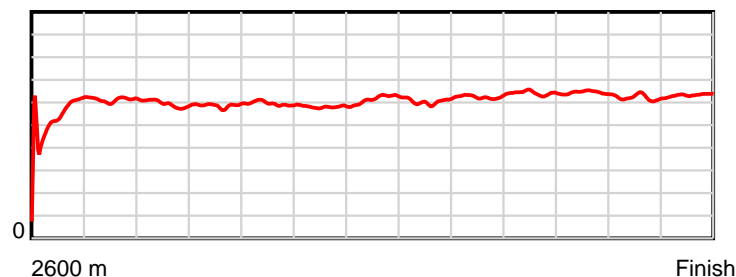
HRNZ and NZMTC and Thoroughbred Ratings Pty Ltd accepts no responsibility for the completeness or accuracy of any of the information contained herein, and makes no representations about its suitability for any particular purpose. Users should make their own judgements about those matters and/or seek independent advice. You assume all risks associated with use of the data provided on this page.

Race Results

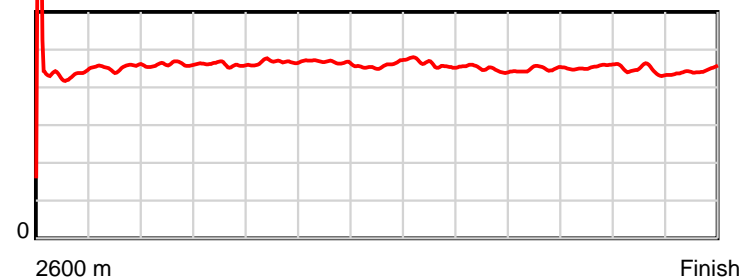
November 01, 2021, Race 5, DUNLEA PRODUCTS PACE, Distance 2600m, Addington - Survey 3200m

Result	TAB no.	Horse (Barrier)	2200m to	2000m to	1800m to	1600m to	1400m to	1200m to	1000m to	800m to	600m to	400m to	200m to	Total or	Margin
5th	10	Invaluable (10)	2000m	1800m	1600m	1400m	1200m	1000m	800m	600m	400m	200m	WP	Average	
		Position in running (margin)	4(6.4)	4(5.8)	5(5.6)	5(5.4)	6(5.4)	8(5.2)	8(5.9)	7(5.9)	8(5.3)	8(5.4)	6(5.4)		3.80
		Sectional time (s)	15.48	15.68	15.66	16.03	14.90	15.29	14.45	13.96	14.24	14.35	14.14		
		Cumulative time (s)	164.18	148.70	133.02	117.36	101.33	86.43	71.14	56.69	42.73	28.49	14.14	3:16.38	
		Speed (m/s)	12.92	12.76	12.77	12.48	13.42	13.08	13.84	14.33	14.04	13.94	14.14	13.24	
		Stride length (m)	5.95	5.88	5.96	5.83	6.16	6.05	6.22	6.43	6.38	6.20	6.28	6.05	
		Stride duration (s)	0.461	0.461	0.467	0.467	0.459	0.462	0.449	0.449	0.454	0.445	0.444	0.457	
		Stride efficiency (%)	55.32	54.03	55.57	53.08	59.26	57.20	60.37	64.62	63.57	60.14	61.69	57.21	
		Stride count	33.61	34.01	33.54	34.31	32.48	33.06	32.18	31.10	31.36	32.24	31.83	429.69	

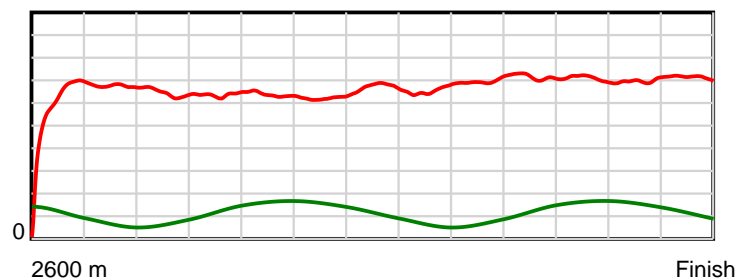
10 m Stride length



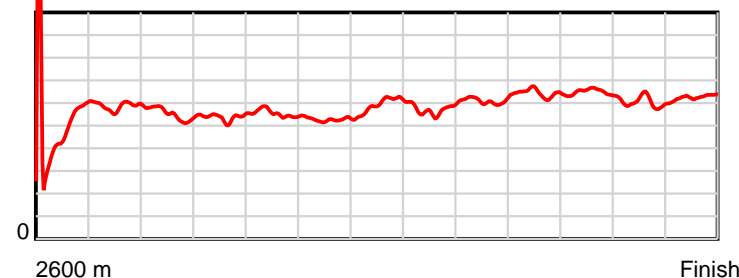
0.5 s Stride duration



20 m/sec Speed



100 % Stride efficiency



Note: Horizontal distance axis grid lines are 200m furlongs.

Disclaimer.

HRNZ and NZMTC and Thoroughbred Ratings Pty Ltd accepts no responsibility for the completeness or accuracy of any of the information contained herein, and makes no representations about its suitability for any particular purpose. Users should make their own judgements about those matters and/or seek independent advice. You assume all risks associated with use of the data provided on this page.



Race Results



November 01, 2021, Race 5, DUNLEA PRODUCTS PACE, Distance 2600m, Addington - Survey 3200m

Result	TAB no.	Horse (Barrier)	2600 to	2400m to
6th	11	Classie Washin... (11)	2400m	2200m
		Position in running (margin)	-	11(17.4)
		Sectional time (s)	19.26	14.81
		Cumulative time (s)	196.58	177.32
		Speed (m/s)	10.38	13.50
		Stride length (m)	5.08	6.02
		Stride duration (s)	0.463	0.446
		Stride efficiency (%)	40.29	56.65
		Stride count	39.39	33.22

Disclaimer.

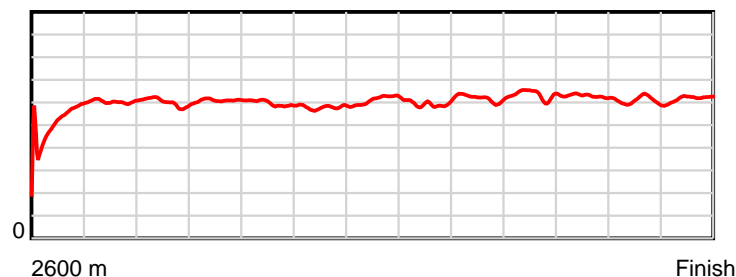
HRNZ and NZMTC and Thoroughbred Ratings Pty Ltd accepts no responsibility for the completeness or accuracy of any of the information contained herein, and makes no representations about its suitability for any particular purpose. Users should make their own judgements about those matters and/or seek independent advice. You assume all risks associated with use of the data provided on this page.

Race Results

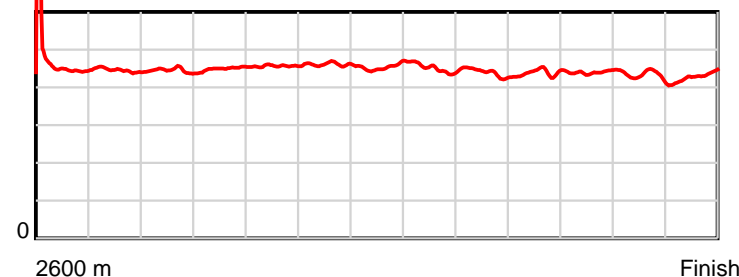
November 01, 2021, Race 5, DUNLEA PRODUCTS PACE, Distance 2600m, Addington - Survey 3200m

Result	TAB no.	Horse (Barrier)	2200m to	2000m to	1800m to	1600m to	1400m to	1200m to	1000m to	800m to	600m to	400m to	200m to	Total or	Margin
6th	11	Classie Washin... (11)	2000m	1800m	1600m	1400m	1200m	1000m	800m	600m	400m	200m	WP	Average	
		Position in running (margin)	9(17.5)	8(13.9)	7(8.8)	7(7.8)	8(7.3)	11(7.2)	11(7.8)	10(8.2)	11(7.4)	10(8.0)	9(7.4)		5.00
		Sectional time (s)	14.98	14.86	15.53	15.94	14.92	15.28	14.52	13.92	14.32	14.25	13.99		
		Cumulative time (s)	162.51	147.53	132.67	117.14	101.20	86.28	71.00	56.48	42.56	28.24	13.99	3:16.58	
		Speed (m/s)	13.35	13.46	12.88	12.55	13.40	13.09	13.77	14.37	13.97	14.04	14.30	13.23	
		Stride length (m)	5.94	6.05	5.87	5.79	6.09	5.90	6.05	6.31	6.14	6.05	6.15	5.94	
		Stride duration (s)	0.445	0.450	0.456	0.461	0.454	0.451	0.439	0.439	0.440	0.431	0.431	0.449	
		Stride efficiency (%)	55.09	57.24	53.91	52.36	57.94	54.41	57.25	62.23	59.00	57.27	59.19	55.19	
		Stride count	33.68	33.05	34.05	34.55	32.84	33.89	33.04	31.69	32.55	33.04	32.50	437.49	

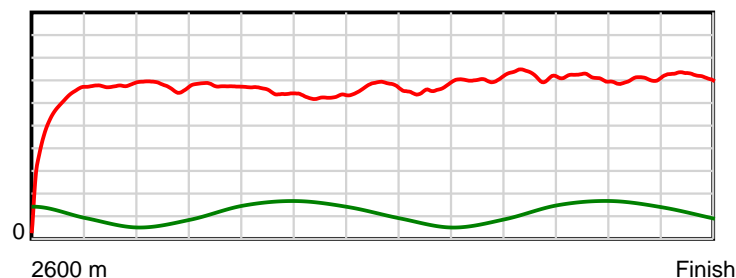
10 m Stride length



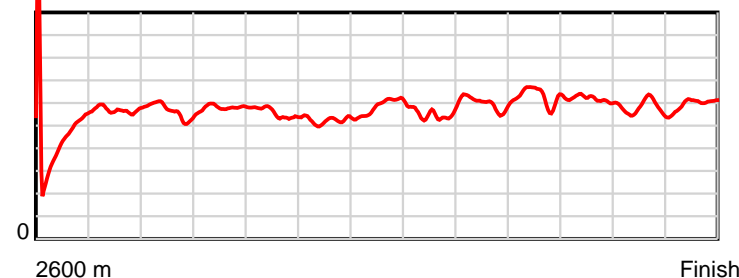
0.5 s Stride duration



20 m/sec Speed



100 % Stride efficiency



Note: Horizontal distance axis grid lines are 200m furlongs.

Disclaimer.

HRNZ and NZMTC and Thoroughbred Ratings Pty Ltd accepts no responsibility for the completeness or accuracy of any of the information contained herein, and makes no representations about its suitability for any particular purpose. Users should make their own judgements about those matters and/or seek independent advice. You assume all risks associated with use of the data provided on this page.



Race Results



November 01, 2021, Race 5, DUNLEA PRODUCTS PACE, Distance 2600m, Addington - Survey 3200m

Result	TAB no.	Horse (Barrier)	2600 to	2400m to
7th	17	Willow Bay (16)	2400m	2200m
		Position in running (margin)	-	8(13.9)
		Sectional time (s)	18.74	15.16
		Cumulative time (s)	196.58	177.84
		Speed (m/s)	10.67	13.19
		Stride length (m)	5.62	6.16
		Stride duration (s)	0.467	0.467
		Stride efficiency (%)	49.33	59.31
		Stride count	35.60	32.46

Disclaimer.

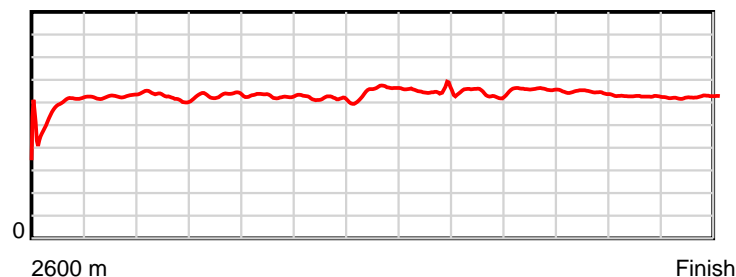
HRNZ and NZMTC and Thoroughbred Ratings Pty Ltd accepts no responsibility for the completeness or accuracy of any of the information contained herein, and makes no representations about its suitability for any particular purpose. Users should make their own judgements about those matters and/or seek independent advice. You assume all risks associated with use of the data provided on this page.

Race Results

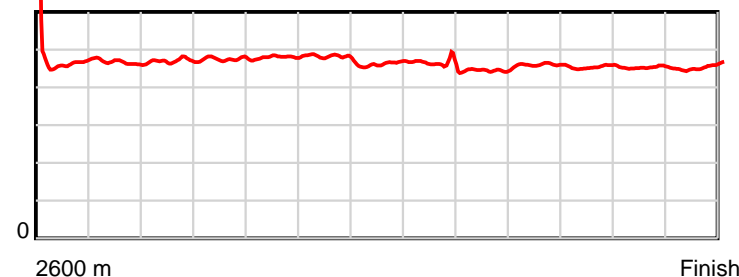
November 01, 2021, Race 5, DUNLEA PRODUCTS PACE, Distance 2600m, Addington - Survey 3200m

Result	TAB no.	Horse (Barrier)	2200m to	2000m to	1800m to	1600m to	1400m to	1200m to	1000m to	800m to	600m to	400m to	200m to	Total or	Margin
7th	17	Willow Bay (16)	2000m	1800m	1600m	1400m	1200m	1000m	800m	600m	400m	200m	WP	Average	
		Position in running (margin)	8(16.1)	9(14.8)	9(10.9)	10(10.4)	12(9.7)	7(4.7)	4(2.1)	2(1.1)	2(1.1)	3(2.0)	4(3.9)		5.30
		Sectional time (s)	15.37	15.06	15.63	15.89	14.09	14.75	14.30	14.06	14.36	14.66	14.51		
		Cumulative time (s)	162.68	147.31	132.25	116.62	100.73	86.64	71.89	57.59	43.53	29.17	14.51	3:16.58	
		Speed (m/s)	13.01	13.28	12.80	12.59	14.19	13.56	13.99	14.22	13.93	13.64	13.78	13.23	
		Stride length (m)	6.12	6.32	6.14	6.05	6.56	6.23	6.25	6.55	6.31	6.17	6.27	6.20	
		Stride duration (s)	0.470	0.476	0.480	0.481	0.462	0.459	0.447	0.460	0.453	0.452	0.455	0.469	
		Stride efficiency (%)	58.50	62.36	58.90	57.25	67.14	60.64	61.05	66.94	62.30	59.47	61.43	60.11	
		Stride count	32.69	31.66	32.58	33.04	30.51	32.11	32.00	30.56	31.68	32.42	31.90	419.21	

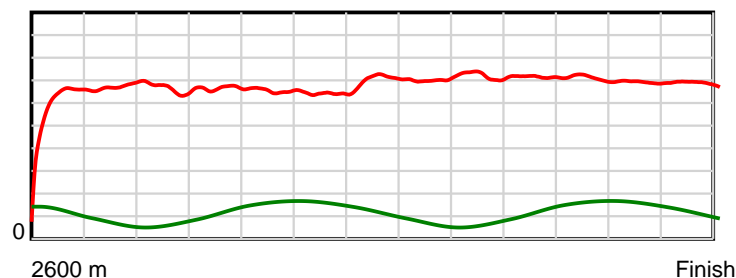
10 m Stride length



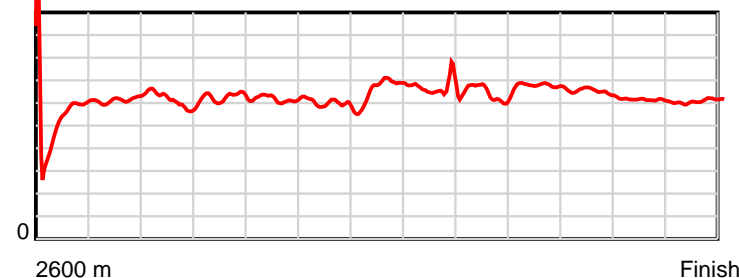
0.5 s Stride duration



20 m/sec Speed



100 % Stride efficiency



Note: Horizontal distance axis grid lines are 200m furlongs.

Disclaimer.

HRNZ and NZMTC and Thoroughbred Ratings Pty Ltd accepts no responsibility for the completeness or accuracy of any of the information contained herein, and makes no representations about its suitability for any particular purpose. Users should make their own judgements about those matters and/or seek independent advice. You assume all risks associated with use of the data provided on this page.



Race Results



November 01, 2021, Race 5, DUNLEA PRODUCTS PACE, Distance 2600m, Addington - Survey 3200m

Result	TAB no.	Horse (Barrier)	2600 to	2400m to
8th	12	Asian Elvis (12)	2400m	2200m
		Position in running (margin)	-	14(23.2)
		Sectional time (s)	20.29	14.99
		Cumulative time (s)	196.68	176.39
		Speed (m/s)	9.86	13.34
		Stride length (m)	5.54	6.43
		Stride duration (s)	0.508	0.482
		Stride efficiency (%)	47.98	64.53
		Stride count	36.09	31.12

Disclaimer.

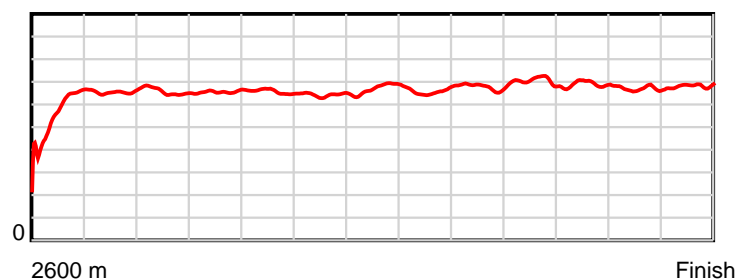
HRNZ and NZMTC and Thoroughbred Ratings Pty Ltd accepts no responsibility for the completeness or accuracy of any of the information contained herein, and makes no representations about its suitability for any particular purpose. Users should make their own judgements about those matters and/or seek independent advice. You assume all risks associated with use of the data provided on this page.

Race Results

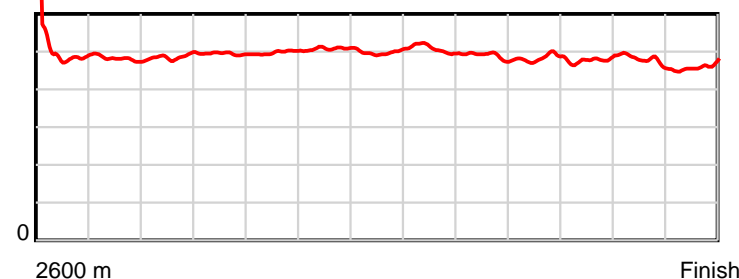
November 01, 2021, Race 5, DUNLEA PRODUCTS PACE, Distance 2600m, Addington - Survey 3200m

Result	TAB no.	Horse (Barrier)	2200m to	2000m to	1800m to	1600m to	1400m to	1200m to	1000m to	800m to	600m to	400m to	200m to	Total or	Margin
8th	12	Asian Elvis (12)	2000m	1800m	1600m	1400m	1200m	1000m	800m	600m	400m	200m	WP	Average	
		Position in running (margin)	14(24.3)	14(21.9)	14(18.0)	14(14.9)	15(13.4)	16(12.7)	16(14.6)	16(15.1)	16(13.3)	15(11.7)	11(10.2)		5.60
		Sectional time (s)	15.17	15.06	15.20	15.75	14.82	15.50	14.54	13.75	13.97	14.09	13.55		
		Cumulative time (s)	161.40	146.23	131.17	115.97	100.22	85.40	69.90	55.36	41.61	27.64	13.55	3:16.68	
		Speed (m/s)	13.18	13.28	13.16	12.70	13.50	12.90	13.76	14.55	14.32	14.19	14.76	13.22	
		Stride length (m)	6.42	6.56	6.56	6.45	6.72	6.55	6.72	7.04	6.84	6.77	6.80	6.55	
		Stride duration (s)	0.487	0.494	0.498	0.508	0.498	0.507	0.489	0.484	0.478	0.477	0.461	0.495	
		Stride efficiency (%)	64.36	67.35	67.16	65.10	70.55	66.95	70.63	77.37	73.12	71.72	72.26	67.02	
		Stride count	31.17	30.47	30.51	30.99	29.77	30.55	29.75	28.42	29.24	29.52	29.41	397.01	

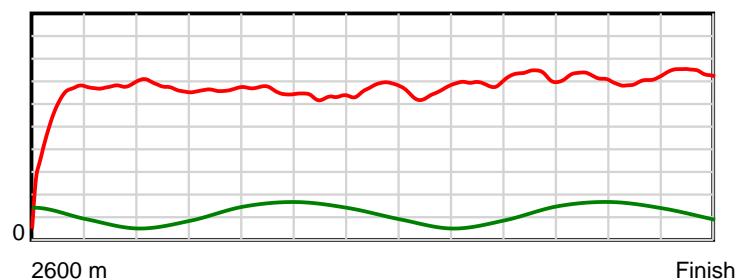
10 m Stride length



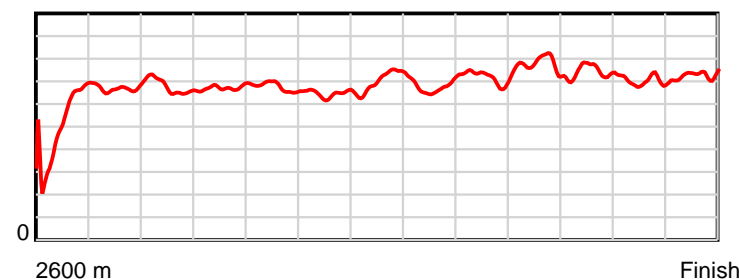
0.5 s Stride duration



20 m/sec Speed



100 % Stride efficiency



Note: Horizontal distance axis grid lines are 200m furlongs.

Disclaimer.

HRNZ and NZMTC and Thoroughbred Ratings Pty Ltd accepts no responsibility for the completeness or accuracy of any of the information contained herein, and makes no representations about its suitability for any particular purpose. Users should make their own judgements about those matters and/or seek independent advice. You assume all risks associated with use of the data provided on this page.



Race Results



November 01, 2021, Race 5, DUNLEA PRODUCTS PACE, Distance 2600m, Addington - Survey 3200m

Result	TAB no.	Horse (Barrier)	2600 to	2400m to
9th	1	Franco Norton (1)	2400m	2200m
		Position in running (margin)	-	13(22.7)
		Sectional time (s)	20.21	14.99
		Cumulative time (s)	196.78	176.57
		Speed (m/s)	9.90	13.34
		Stride length (m)	4.60	6.01
		Stride duration (s)	0.437	0.451
		Stride efficiency (%)	33.09	56.52
		Stride count	43.46	33.26

Disclaimer.

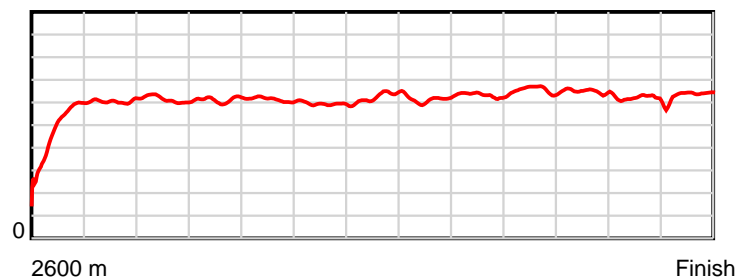
HRNZ and NZMTC and Thoroughbred Ratings Pty Ltd accepts no responsibility for the completeness or accuracy of any of the information contained herein, and makes no representations about its suitability for any particular purpose. Users should make their own judgements about those matters and/or seek independent advice. You assume all risks associated with use of the data provided on this page.

Race Results

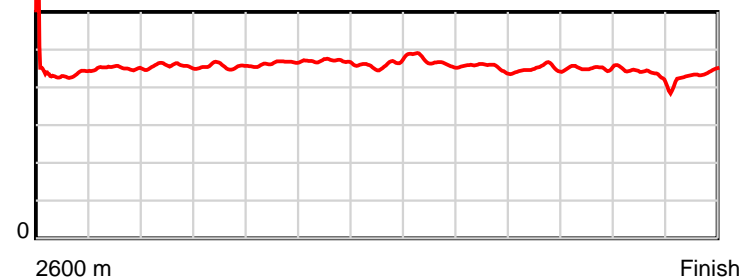
November 01, 2021, Race 5, DUNLEA PRODUCTS PACE, Distance 2600m, Addington - Survey 3200m

Result	TAB no.	Horse (Barrier)	2200m to	2000m to	1800m to	1600m to	1400m to	1200m to	1000m to	800m to	600m to	400m to	200m to	Total or	Margin
9th	1	Franco Norton (1)	2000m	1800m	1600m	1400m	1200m	1000m	800m	600m	400m	200m	WP	Average	
		Position in running (margin)	13(23.8)	13(20.2)	13(15.7)	11(12.5)	13(11.0)	14(10.5)	15(12.2)	14(12.7)	14(11.3)	14(11.6)	12(10.2)		6.20
		Sectional time (s)	14.98	14.96	15.16	15.76	14.85	15.48	14.53	13.82	14.27	14.12	13.65		
		Cumulative time (s)	161.58	146.60	131.64	116.48	100.72	85.87	70.39	55.86	42.04	27.77	13.65	3:16.78	
		Speed (m/s)	13.35	13.37	13.19	12.69	13.47	12.92	13.76	14.47	14.02	14.16	14.65	13.21	
		Stride length (m)	6.10	6.10	6.11	5.96	6.21	6.07	6.24	6.51	6.33	6.10	6.39	6.02	
		Stride duration (s)	0.457	0.456	0.463	0.469	0.461	0.470	0.453	0.450	0.452	0.431	0.436	0.455	
		Stride efficiency (%)	58.07	58.18	58.37	55.48	60.34	57.53	60.82	66.21	62.67	58.15	63.77	56.56	
		Stride count	32.81	32.78	32.72	33.56	32.18	32.96	32.06	30.72	31.58	32.78	31.31	432.18	

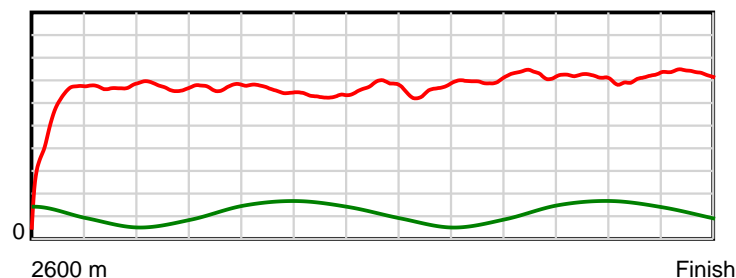
10 m Stride length



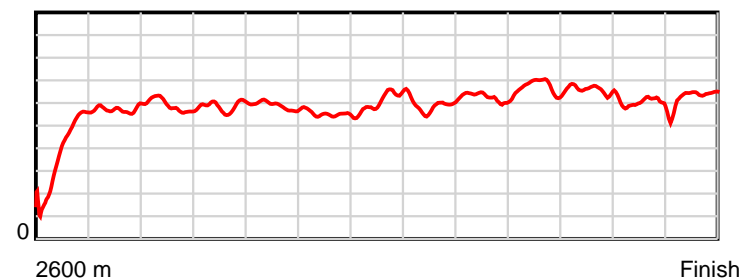
0.5 s Stride duration



20 m/sec Speed



100 % Stride efficiency



Note: Horizontal distance axis grid lines are 200m furlongs.

Disclaimer.

HRNZ and NZMTC and Thoroughbred Ratings Pty Ltd accepts no responsibility for the completeness or accuracy of any of the information contained herein, and makes no representations about its suitability for any particular purpose. Users should make their own judgements about those matters and/or seek independent advice. You assume all risks associated with use of the data provided on this page.



Race Results



November 01, 2021, Race 5, DUNLEA PRODUCTS PACE, Distance 2600m, Addington - Survey 3200m

Result	TAB no.	Horse (Barrier)	2600 to	2400m to
10th	15	Beez Neez (14)	2400m	2200m
		Position in running (margin)	-	6(10.8)
		Sectional time (s)	18.09	14.95
		Cumulative time (s)	196.78	178.69
		Speed (m/s)	11.06	13.38
		Stride length (m)	5.56	6.28
		Stride duration (s)	0.475	0.469
		Stride efficiency (%)	48.24	61.54
		Stride count	36.00	31.87

Disclaimer.

HRNZ and NZMTC and Thoroughbred Ratings Pty Ltd accepts no responsibility for the completeness or accuracy of any of the information contained herein, and makes no representations about its suitability for any particular purpose. Users should make their own judgements about those matters and/or seek independent advice. You assume all risks associated with use of the data provided on this page.

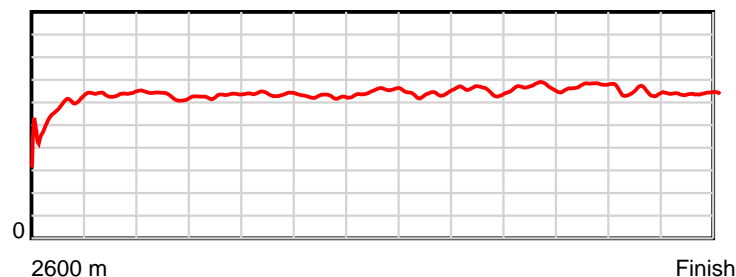
Race Results

November 01, 2021, Race 5, DUNLEA PRODUCTS PACE, Distance 2600m, Addington - Survey 3200m

Result	TAB no.	Horse (Barrier)	2200m to	2000m to	1800m to	1600m to	1400m to	1200m to	1000m to	800m to	600m to	400m to	200m to	Total or	Margin
10th	15	Beez Neez (14)	2000m	1800m	1600m	1400m	1200m	1000m	800m	600m	400m	200m	WP	Average	
		Position in running (margin)	6(11.7)	6(10.3)	6(7.3)	6(6.8)	7(6.0)	9(5.3)	10(7.4)	11(9.4)	9(6.7)	9(7.2)	7(6.6)		6.30
		Sectional time (s)	15.35	15.21	15.62	15.88	14.82	15.54	14.77	13.61	14.31	14.26	14.37		
		Cumulative time (s)	163.74	148.39	133.18	117.56	101.68	86.86	71.32	56.55	42.94	28.63	14.37	3:16.78	
		Speed (m/s)	13.03	13.15	12.80	12.59	13.50	12.87	13.54	14.70	13.98	14.03	13.92	13.21	
		Stride length (m)	6.28	6.32	6.26	6.20	6.53	6.26	6.36	6.68	6.48	6.27	6.38	6.28	
		Stride duration (s)	0.482	0.480	0.489	0.492	0.484	0.487	0.470	0.454	0.463	0.447	0.458	0.476	
		Stride efficiency (%)	61.64	62.36	61.23	59.97	66.60	61.32	63.17	69.67	65.62	61.44	63.53	61.72	
		Stride count	31.85	31.66	31.95	32.28	30.64	31.93	31.46	29.95	30.86	31.90	31.37	413.72	

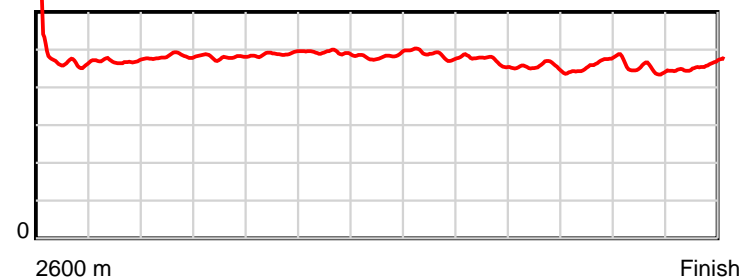
10 m

Stride length



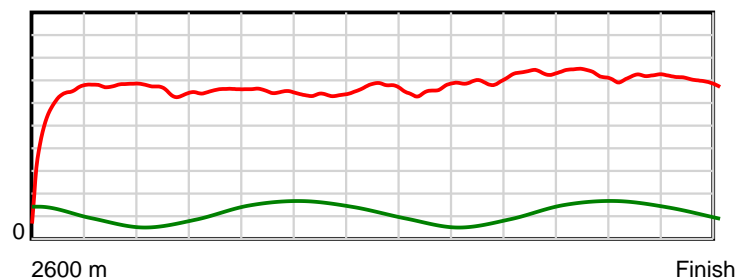
0.6 s

Stride duration



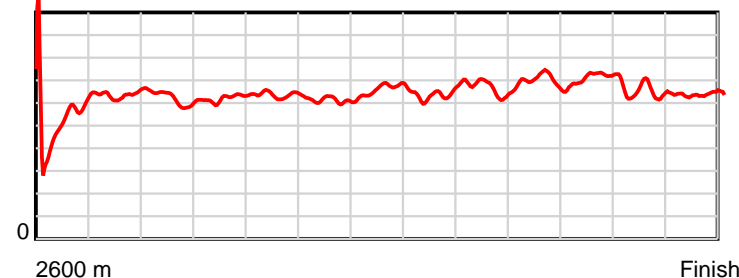
20 m/sec

Speed



100 %

Stride efficiency



Note: Horizontal distance axis grid lines are 200m furlongs.

Disclaimer.

HRNZ and NZMTC and Thoroughbred Ratings Pty Ltd accepts no responsibility for the completeness or accuracy of any of the information contained herein, and makes no representations about its suitability for any particular purpose. Users should make their own judgements about those matters and/or seek independent advice. You assume all risks associated with use of the data provided on this page.



Race Results



November 01, 2021, Race 5, DUNLEA PRODUCTS PACE, Distance 2600m, Addington - Survey 3200m

Result	TAB no.	Horse (Barrier)	2600 to	2400m to
11th	2	With Grace (2)	2400m	2200m
		Position in running (margin)	-	15(27.9)
		Sectional time (s)	20.92	14.61
		Cumulative time (s)	197.08	176.16
		Speed (m/s)	9.56	13.69
		Stride length (m)	4.26	6.16
		Stride duration (s)	0.444	0.450
		Stride efficiency (%)	28.42	59.23
		Stride count	46.90	32.49

Disclaimer.

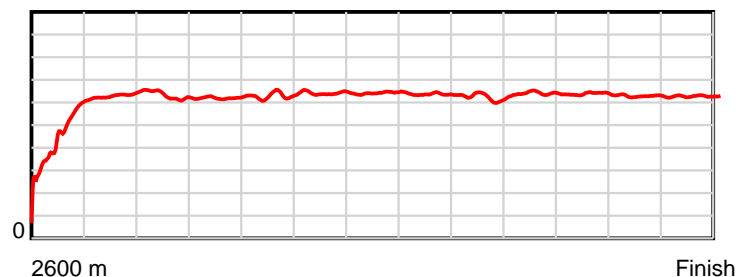
HRNZ and NZMTC and Thoroughbred Ratings Pty Ltd accepts no responsibility for the completeness or accuracy of any of the information contained herein, and makes no representations about its suitability for any particular purpose. Users should make their own judgements about those matters and/or seek independent advice. You assume all risks associated with use of the data provided on this page.

Race Results

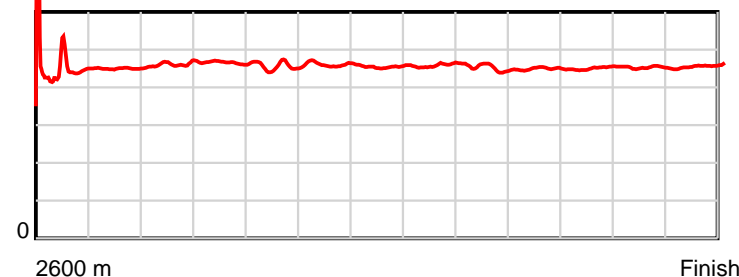
November 01, 2021, Race 5, DUNLEA PRODUCTS PACE, Distance 2600m, Addington - Survey 3200m

Result	TAB no.	Horse (Barrier)	2200m to	2000m to	1800m to	1600m to	1400m to	1200m to	1000m to	800m to	600m to	400m to	200m to	Total or	Margin
11th	2	With Grace (2)	2000m	1800m	1600m	1400m	1200m	1000m	800m	600m	400m	200m	WP	Average	
		Position in running (margin)	15(26.8)	15(23.3)	15(19.3)	13(14.7)	9(7.5)	4(3.2)	2(1.4)	4(3.6)	7(4.1)	7(5.2)	8(6.8)		8.10
		Sectional time (s)	15.00	15.04	14.95	14.81	14.22	14.88	14.82	14.14	14.41	14.60	14.68		
		Cumulative time (s)	161.55	146.55	131.51	116.56	101.75	87.53	72.65	57.83	43.69	29.28	14.68	3:17.08	
		Speed (m/s)	13.33	13.30	13.38	13.50	14.06	13.44	13.50	14.14	13.88	13.70	13.62	13.19	
		Stride length (m)	6.15	6.19	6.10	6.23	6.39	6.16	6.09	6.36	6.26	6.19	6.24	6.00	
		Stride duration (s)	0.461	0.465	0.456	0.461	0.454	0.459	0.451	0.449	0.451	0.452	0.458	0.455	
		Stride efficiency (%)	59.07	59.83	58.24	60.71	63.88	59.36	57.86	63.11	61.24	59.85	60.88	56.22	
		Stride count	32.53	32.32	32.76	32.09	31.28	32.45	32.87	31.47	31.95	32.32	32.04	433.47	

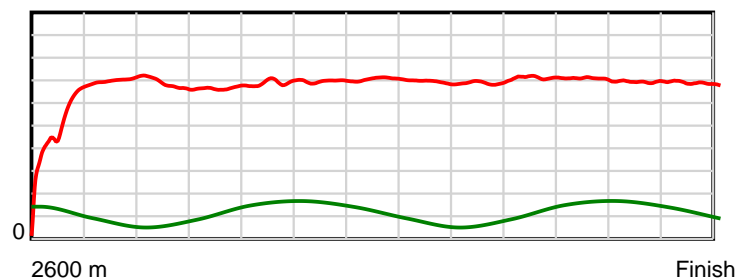
10 m Stride length



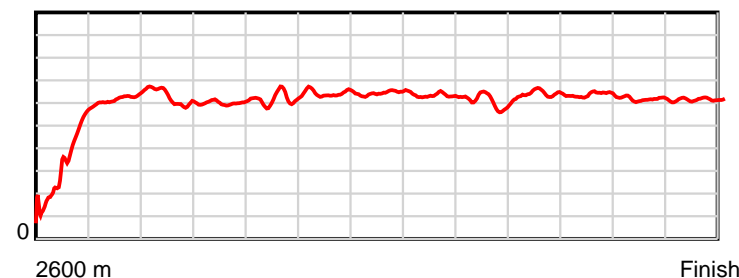
0.5 s Stride duration



20 m/sec Speed



100 % Stride efficiency



Note: Horizontal distance axis grid lines are 200m furlongs.

Disclaimer.

HRNZ and NZMTC and Thoroughbred Ratings Pty Ltd accepts no responsibility for the completeness or accuracy of any of the information contained herein, and makes no representations about its suitability for any particular purpose. Users should make their own judgements about those matters and/or seek independent advice. You assume all risks associated with use of the data provided on this page.



Race Results



November 01, 2021, Race 5, DUNLEA PRODUCTS PACE, Distance 2600m, Addington - Survey 3200m

Result	TAB no.	Horse (Barrier)	2600 to	2400m to
12th	3	Gypsy (3)	2400m	2200m
		Position in running (margin)	-	12(20.8)
		Sectional time (s)	19.84	14.79
		Cumulative time (s)	197.38	177.54
		Speed (m/s)	10.08	13.52
		Stride length (m)	4.73	5.85
		Stride duration (s)	0.439	0.433
		Stride efficiency (%)	35.03	53.55
		Stride count	42.24	34.17

Disclaimer.

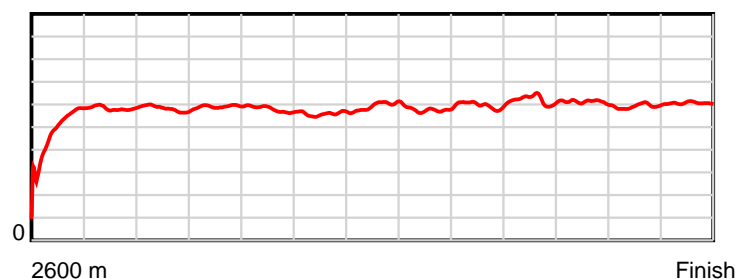
HRNZ and NZMTC and Thoroughbred Ratings Pty Ltd accepts no responsibility for the completeness or accuracy of any of the information contained herein, and makes no representations about its suitability for any particular purpose. Users should make their own judgements about those matters and/or seek independent advice. You assume all risks associated with use of the data provided on this page.

Race Results

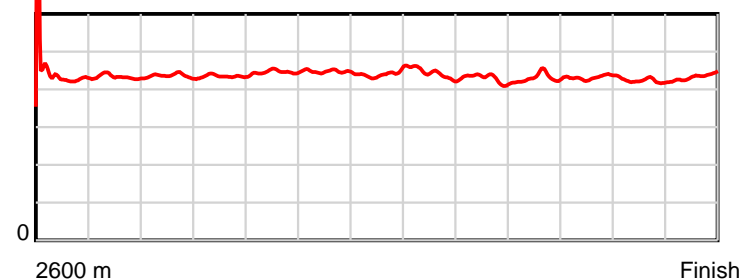
November 01, 2021, Race 5, DUNLEA PRODUCTS PACE, Distance 2600m, Addington - Survey 3200m

Result	TAB no.	Horse (Barrier)	2200m to	2000m to	1800m to	1600m to	1400m to	1200m to	1000m to	800m to	600m to	400m to	200m to	Total or	Margin
12th	3	Gypsy (3)	2000m	1800m	1600m	1400m	1200m	1000m	800m	600m	400m	200m	WP	Average	
		Position in running (margin)	11(20.8)	10(17.3)	10(11.3)	9(9.6)	11(9.0)	12(8.7)	12(9.9)	12(9.8)	13(9.1)	11(9.3)	10(9.1)		9.20
		Sectional time (s)	14.99	14.72	15.41	15.92	14.88	15.38	14.43	13.95	14.26	14.31	14.50		
		Cumulative time (s)	162.75	147.76	133.04	117.63	101.71	86.83	71.45	57.02	43.07	28.81	14.50	3:17.38	
		Speed (m/s)	13.34	13.59	12.98	12.56	13.44	13.00	13.86	14.34	14.03	13.98	13.79	13.17	
		Stride length (m)	5.81	5.91	5.79	5.62	5.93	5.75	5.95	6.17	6.06	5.91	5.99	5.78	
		Stride duration (s)	0.436	0.435	0.446	0.448	0.441	0.442	0.429	0.430	0.432	0.423	0.434	0.439	
		Stride efficiency (%)	52.79	54.52	52.32	49.42	54.99	51.67	55.31	59.42	57.39	54.55	56.03	52.26	
		Stride count	34.41	33.86	34.56	35.56	33.71	34.78	33.62	32.43	33.00	33.85	33.40	449.59	

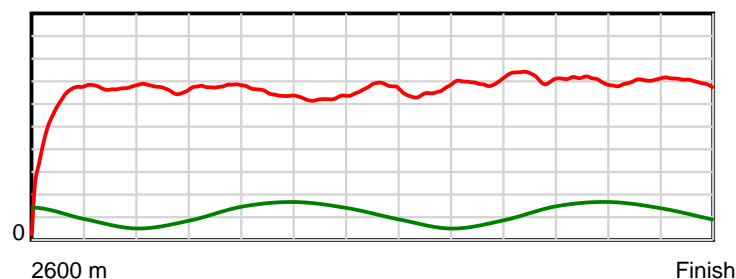
10 m Stride length



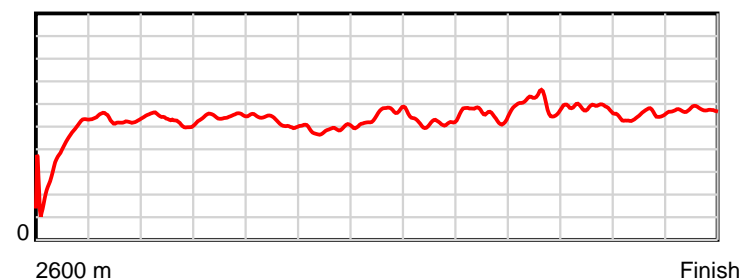
0.5 s Stride duration



20 m/sec Speed



100 % Stride efficiency



Note: Horizontal distance axis grid lines are 200m furlongs.

Disclaimer.

HRNZ and NZMTC and Thoroughbred Ratings Pty Ltd accepts no responsibility for the completeness or accuracy of any of the information contained herein, and makes no representations about its suitability for any particular purpose. Users should make their own judgements about those matters and/or seek independent advice. You assume all risks associated with use of the data provided on this page.



Race Results



November 01, 2021, Race 5, DUNLEA PRODUCTS PACE, Distance 2600m, Addington - Survey 3200m

Result	TAB no.	Horse (Barrier)	2600 to 2400m	2400m to 2200m
13th	8	Pialligo (8)		
		Position in running (margin)	-	7(11.1)
		Sectional time (s)	18.20	15.29
		Cumulative time (s)	200.18	181.98
		Speed (m/s)	10.99	13.08
		Stride length (m)	9.56	6.50
		Stride duration (s)	0.866	0.496
		Stride efficiency (%)	142.70	65.93
		Stride count	20.93	30.79

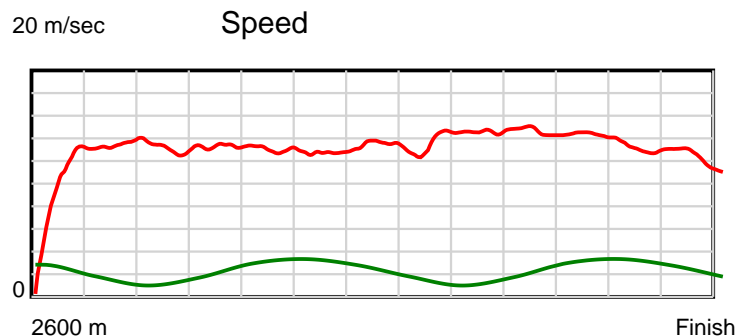
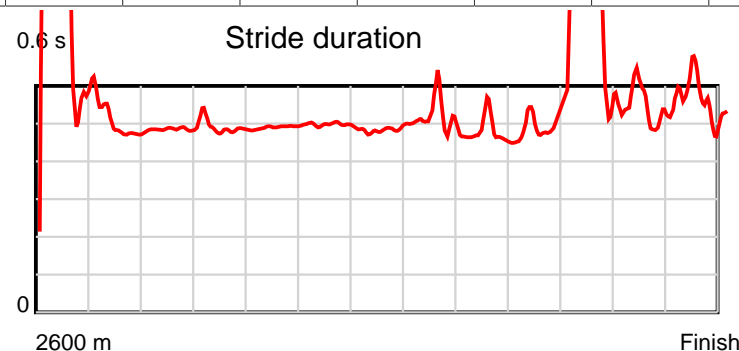
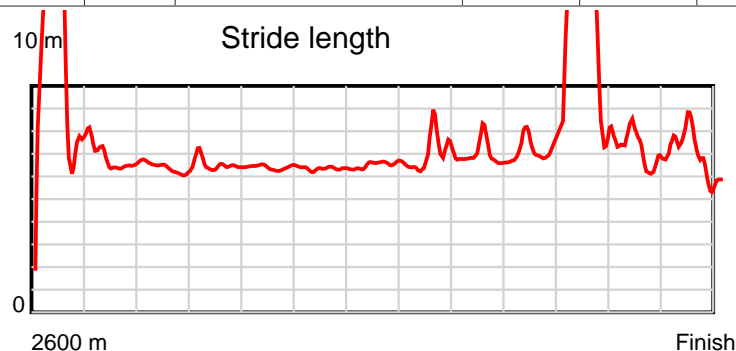
Disclaimer.

HRNZ and NZMTC and Thoroughbred Ratings Pty Ltd accepts no responsibility for the completeness or accuracy of any of the information contained herein, and makes no representations about its suitability for any particular purpose. Users should make their own judgements about those matters and/or seek independent advice. You assume all risks associated with use of the data provided on this page.

Race Results

November 01, 2021, Race 5, DUNLEA PRODUCTS PACE, Distance 2600m, Addington - Survey 3200m

Result	TAB no.	Horse (Barrier)	2200m to	2000m to	1800m to	1600m to	1400m to	1200m to	1000m to	800m to	600m to	400m to	200m to	Total or	Margin
13th	8	Pialligo (8)	2000m	1800m	1600m	1400m	1200m	1000m	800m	600m	400m	200m	WP	Average	
		Position in running (margin)	7(14.0)	7(13.1)	8(9.2)	8(8.6)	10(7.7)	10(7.0)	9(6.2)	6(4.9)	4(2.0)	5(3.9)	13(12.7)		25.00
		Sectional time (s)	15.43	15.06	15.60	15.87	14.83	15.04	14.23	13.58	14.55	15.81	16.69		
		Cumulative time (s)	166.69	151.26	136.20	120.60	104.73	89.90	74.86	60.63	47.05	32.50	16.69	3:20.18	
		Speed (m/s)	12.96	13.28	12.82	12.60	13.49	13.30	14.05	14.73	13.75	12.65	11.98	12.99	
		Stride length (m)	6.29	6.50	6.30	6.27	6.54	6.56	6.58	8.32	8.78	6.55	6.39	6.88	
		Stride duration (s)	0.485	0.489	0.491	0.497	0.485	0.493	0.468	0.565	0.638	0.518	0.533	0.529	
		Stride efficiency (%)	61.76	65.98	62.00	61.40	66.77	67.24	67.71	108.22	120.35	67.11	63.76	73.90	
		Stride count	31.81	30.78	31.75	31.91	30.60	30.49	30.38	24.03	22.79	30.52	31.31	378.09	



Note: Horizontal distance axis grid lines are 200m furlongs.

Disclaimer.

HRNZ and NZMTC and Thoroughbred Ratings Pty Ltd accepts no responsibility for the completeness or accuracy of any of the information contained herein, and makes no representations about its suitability for any particular purpose. Users should make their own judgements about those matters and/or seek independent advice. You assume all risks associated with use of the data provided on this page.



Race Results



November 01, 2021, Race 5, DUNLEA PRODUCTS PACE, Distance 2600m, Addington - Survey 3200m

Result	TAB no.	Horse (Barrier)	2600 to	2400m to
14th	16	Stamp Duty(AUS... (15)	2400m	2200m
		Position in running (margin)	-	10(17.3)
		Sectional time (s)	19.28	15.42
		Cumulative time (s)	200.18	180.90
		Speed (m/s)	10.37	12.97
		Stride length (m)	5.08	5.88
		Stride duration (s)	0.443	0.453
		Stride efficiency (%)	40.31	53.98
		Stride count	39.38	34.03

Disclaimer.

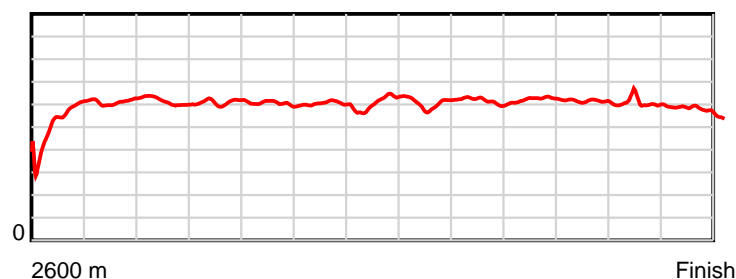
HRNZ and NZMTC and Thoroughbred Ratings Pty Ltd accepts no responsibility for the completeness or accuracy of any of the information contained herein, and makes no representations about its suitability for any particular purpose. Users should make their own judgements about those matters and/or seek independent advice. You assume all risks associated with use of the data provided on this page.

Race Results

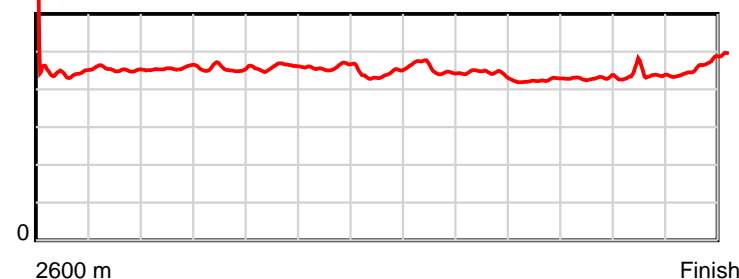
November 01, 2021, Race 5, DUNLEA PRODUCTS PACE, Distance 2600m, Addington - Survey 3200m

Result	TAB no.	Horse (Barrier)	2200m to	2000m to	1800m to	1600m to	1400m to	1200m to	1000m to	800m to	600m to	400m to	200m to	Total or	Margin
14th	16	Stamp Duty(AUS... (15)	2000m	1800m	1600m	1400m	1200m	1000m	800m	600m	400m	200m	WP	Average	
		Position in running (margin)	12(21.0)	12(19.9)	12(14.9)	15(15.3)	14(12.5)	13(9.2)	13(10.3)	13(11.2)	12(8.7)	13(10.7)	14(14.3)		25.20
		Sectional time (s)	15.40	14.87	15.77	15.54	14.39	15.37	14.60	13.63	14.57	14.94	16.40		
		Cumulative time (s)	165.48	150.08	135.21	119.44	103.90	89.51	74.14	59.54	45.91	31.34	16.40	3:20.18	
		Speed (m/s)	12.99	13.45	12.68	12.87	13.90	13.01	13.70	14.67	13.73	13.39	12.20	12.99	
		Stride length (m)	5.92	6.13	5.82	5.91	6.14	5.90	6.03	6.24	5.89	5.87	5.75	5.87	
		Stride duration (s)	0.456	0.456	0.459	0.459	0.442	0.453	0.440	0.425	0.429	0.439	0.471	0.452	
		Stride efficiency (%)	54.81	58.65	52.93	54.58	58.94	54.33	56.83	60.79	54.24	53.87	51.59	53.93	
		Stride count	33.77	32.65	34.37	33.84	32.57	33.92	33.16	32.07	33.95	34.06	34.81	442.58	

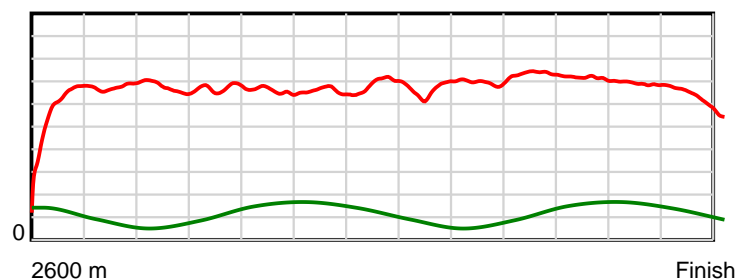
10 m Stride length



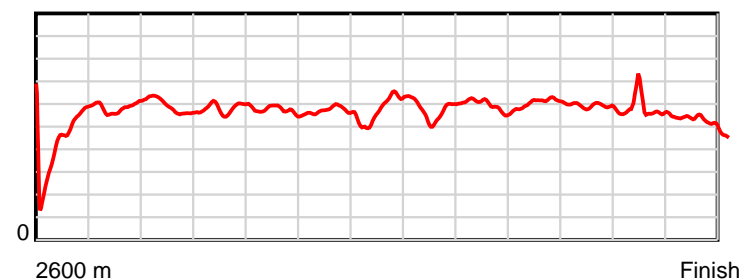
0.6 s Stride duration



20 m/sec Speed



100 % Stride efficiency



Note: Horizontal distance axis grid lines are 200m furlongs.

Disclaimer.

HRNZ and NZMTC and Thoroughbred Ratings Pty Ltd accepts no responsibility for the completeness or accuracy of any of the information contained herein, and makes no representations about its suitability for any particular purpose. Users should make their own judgements about those matters and/or seek independent advice. You assume all risks associated with use of the data provided on this page.



Race Results



November 01, 2021, Race 5, DUNLEA PRODUCTS PACE, Distance 2600m, Addington - Survey 3200m

Result	TAB no.	Horse (Barrier)	2600 to	2400m to
15th	13	Tas Girl Broma... (13)	2400m	2200m
		Position in running (margin)	-	9(15.2)
		Sectional time (s)	19.09	15.33
		Cumulative time (s)	200.68	181.59
		Speed (m/s)	10.48	13.05
		Stride length (m)	6.15	6.65
		Stride duration (s)	0.526	0.510
		Stride efficiency (%)	59.15	69.10
		Stride count	32.51	30.08

Disclaimer.

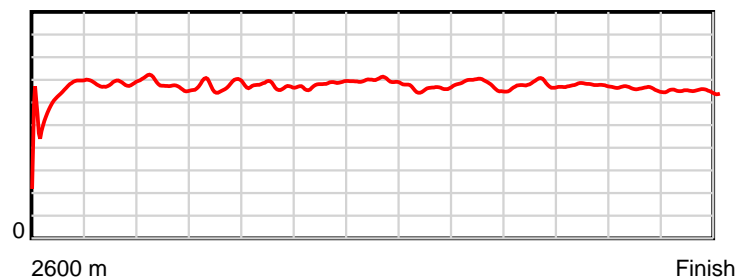
HRNZ and NZMTC and Thoroughbred Ratings Pty Ltd accepts no responsibility for the completeness or accuracy of any of the information contained herein, and makes no representations about its suitability for any particular purpose. Users should make their own judgements about those matters and/or seek independent advice. You assume all risks associated with use of the data provided on this page.

Race Results

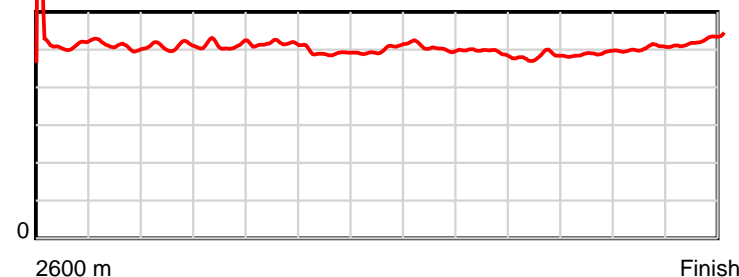
November 01, 2021, Race 5, DUNLEA PRODUCTS PACE, Distance 2600m, Addington - Survey 3200m

Result	TAB no.	Horse (Barrier)	2200m to	2000m to	1800m to	1600m to	1400m to	1200m to	1000m to	800m to	600m to	400m to	200m to	Total or	Margin
15th	13	Tas Girl Broma... (13)	2000m	1800m	1600m	1400m	1200m	1000m	800m	600m	400m	200m	WP	Average	
		Position in running (margin)	10(18.4)	11(17.3)	11(13.5)	12(12.9)	5(4.5)	3(1.6)	5(3.5)	8(6.3)	10(6.8)	12(10.2)	15(17.1)		27.70
		Sectional time (s)	15.40	15.07	15.61	14.61	14.44	15.51	14.90	14.14	14.79	15.51	16.28		
		Cumulative time (s)	166.26	150.86	135.79	120.18	105.57	91.13	75.62	60.72	46.58	31.79	16.28	3:20.68	
		Speed (m/s)	12.99	13.27	12.81	13.69	13.85	12.89	13.42	14.14	13.52	12.89	12.29	12.96	
		Stride length (m)	6.62	6.80	6.61	6.71	6.95	6.49	6.61	6.83	6.64	6.52	6.48	6.61	
		Stride duration (s)	0.509	0.512	0.516	0.491	0.502	0.504	0.492	0.483	0.491	0.505	0.527	0.511	
		Stride efficiency (%)	68.42	72.24	68.25	70.45	75.55	65.86	68.25	72.86	68.87	66.39	65.58	68.37	
		Stride count	30.23	29.41	30.26	29.79	28.76	30.81	30.26	29.29	30.13	30.68	30.87	393.08	

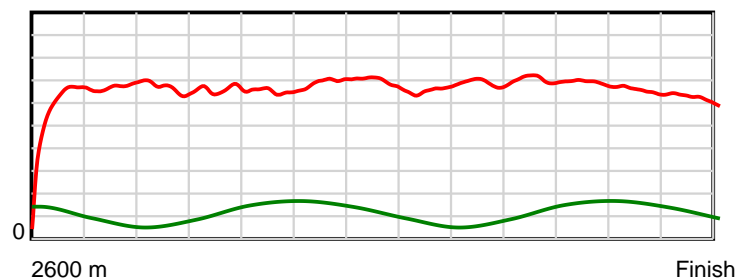
10 m Stride length



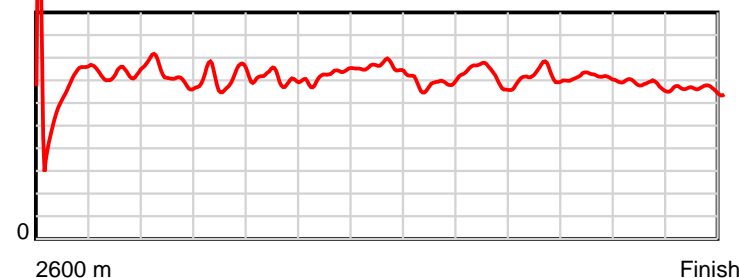
0.5 s Stride duration



20 m/sec Speed



100 % Stride efficiency



Note: Horizontal distance axis grid lines are 200m furlongs.

Disclaimer.

HRNZ and NZMTC and Thoroughbred Ratings Pty Ltd accepts no responsibility for the completeness or accuracy of any of the information contained herein, and makes no representations about its suitability for any particular purpose. Users should make their own judgements about those matters and/or seek independent advice. You assume all risks associated with use of the data provided on this page.



Race Results



November 01, 2021, Race 5, DUNLEA PRODUCTS PACE, Distance 2600m, Addington - Survey 3200m

Result	TAB no.	Horse (Barrier)	2600 to	2400m to
16th	4	El Dorado (4)	2400m	2200m
		Position in running (margin)	-	16(31.8)
		Sectional time (s)	21.70	15.02
		Cumulative time (s)	200.98	179.28
		Speed (m/s)	9.22	13.32
		Stride length (m)	4.88	5.90
		Stride duration (s)	0.440	0.443
		Stride efficiency (%)	37.17	54.40
		Stride count	41.01	33.90

Disclaimer.

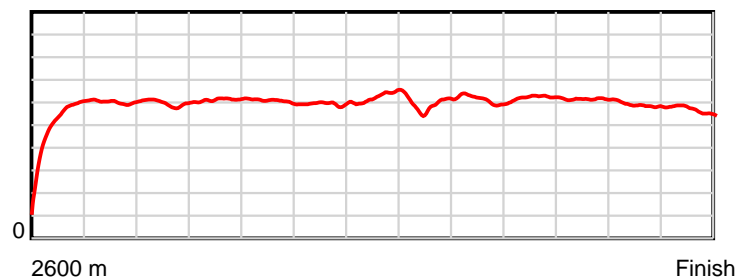
HRNZ and NZMTC and Thoroughbred Ratings Pty Ltd accepts no responsibility for the completeness or accuracy of any of the information contained herein, and makes no representations about its suitability for any particular purpose. Users should make their own judgements about those matters and/or seek independent advice. You assume all risks associated with use of the data provided on this page.

Race Results

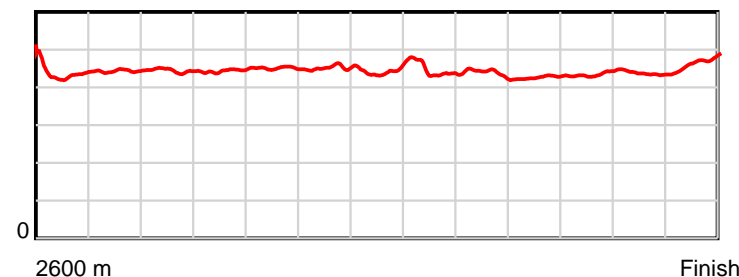
November 01, 2021, Race 5, DUNLEA PRODUCTS PACE, Distance 2600m, Addington - Survey 3200m

Result	TAB no.	Horse (Barrier)	2200m to	2000m to	1800m to	1600m to	1400m to	1200m to	1000m to	800m to	600m to	400m to	200m to	Total or	Margin
16th	4	El Dorado (4)	2000m	1800m	1600m	1400m	1200m	1000m	800m	600m	400m	200m	WP	Average	
		Position in running (margin)	16(33.1)	16(30.6)	16(23.5)	16(19.5)	16(15.0)	15(10.8)	14(12.1)	15(13.8)	15(11.7)	16(13.9)	16(17.6)		29.40
		Sectional time (s)	15.16	14.54	15.04	15.25	14.24	15.40	14.74	13.70	14.58	14.96	16.65		
		Cumulative time (s)	164.26	149.10	134.56	119.52	104.27	90.03	74.63	59.89	46.19	31.61	16.65	3:20.98	
		Speed (m/s)	13.19	13.76	13.30	13.11	14.04	12.99	13.57	14.60	13.72	13.37	12.01	12.94	
		Stride length (m)	5.87	6.10	6.00	5.92	6.23	5.80	5.95	6.23	5.97	5.84	5.62	5.85	
		Stride duration (s)	0.445	0.444	0.451	0.452	0.443	0.447	0.438	0.427	0.435	0.437	0.468	0.452	
		Stride efficiency (%)	53.79	58.18	56.26	54.81	60.63	52.64	55.26	60.61	55.69	53.25	49.39	53.46	
		Stride count	34.09	32.78	33.33	33.77	32.11	34.46	33.63	32.11	33.50	34.26	35.57	444.52	

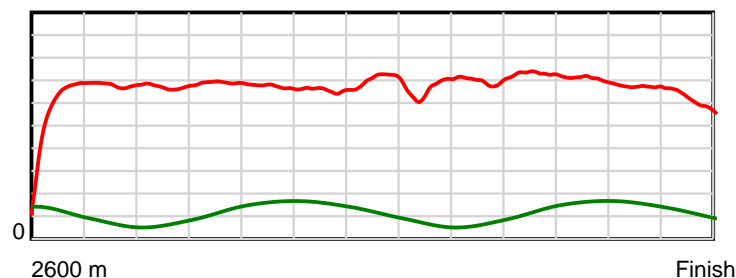
10 m Stride length



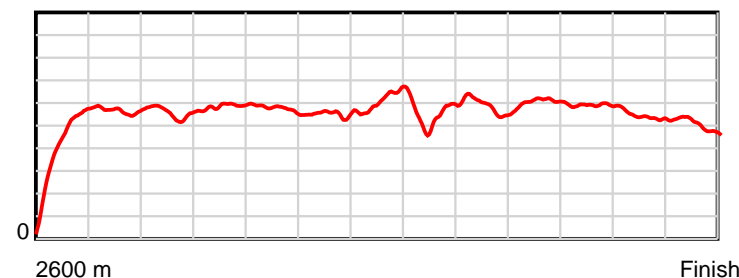
0.6 s Stride duration



20 m/sec Speed



100 % Stride efficiency



Note: Horizontal distance axis grid lines are 200m furlongs.

Disclaimer.

HRNZ and NZMTC and Thoroughbred Ratings Pty Ltd accepts no responsibility for the completeness or accuracy of any of the information contained herein, and makes no representations about its suitability for any particular purpose. Users should make their own judgements about those matters and/or seek independent advice. You assume all risks associated with use of the data provided on this page.