



Race Results

Kaikoura Trotting Club Inc, HRNZ, November 01, 2021

Compilation date: November 1, 2021, 2:56:56 PM (NZDT)

Copyright © 2021 HRNZ and NZMTC. All rights reserved.

Trademarks.

StrideMASTER is a registered trademark of Thoroughbred Ratings Pty Ltd.

Disclaimer.

HRNZ and NZMTC and Thoroughbred Ratings Pty Ltd accepts no responsibility for the completeness or accuracy of any of the information contained herein, and makes no representations about its suitability for any particular purpose. Users should make their own judgements about those matters and/or seek independent advice. You assume all risks associated with use of the data provided on this page.



Race Results



November 01, 2021, Race 6, LOBSTER INN TAVERN JUNIOR DRIVERS MOBILE PACE, Distance 2600m, Addington - Survey 3200m

Result	TAB no.	Horse (Barrier)	2600 to	2400m to
1st	8	A Taste Of Hon... (6)	2400m	2200m
		Position in running (margin)	-	5(3.4)
		Sectional time (s)	13.86	14.43
		Cumulative time (s)	193.09	179.23
		Speed (m/s)	14.43	13.86
		Stride length (m)	6.63	6.46
		Stride duration (s)	0.457	0.466
		Stride efficiency (%)	68.65	65.13
		Stride count	30.17	30.98

Disclaimer.

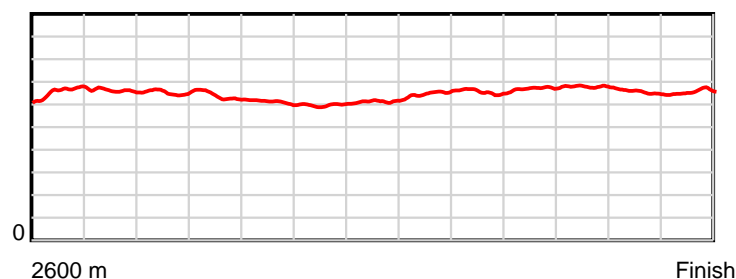
HRNZ and NZMTC and Thoroughbred Ratings Pty Ltd accepts no responsibility for the completeness or accuracy of any of the information contained herein, and makes no representations about its suitability for any particular purpose. Users should make their own judgements about those matters and/or seek independent advice. You assume all risks associated with use of the data provided on this page.

Race Results

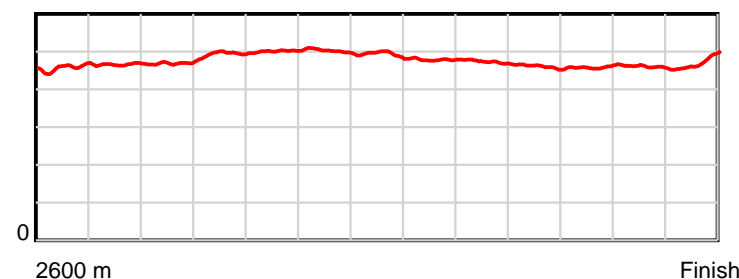
November 01, 2021, Race 6, LOBSTER INN TAVERN JUNIOR DRIVERS MOBILE PACE, Distance 2600m, Addington - Survey 3200m

Result	TAB no.	Horse (Barrier)	2200m to	2000m to	1800m to	1600m to	1400m to	1200m to	1000m to	800m to	600m to	400m to	200m to	Total or	Margin
1st	8	A Taste Of Hon... (6)	2000m	1800m	1600m	1400m	1200m	1000m	800m	600m	400m	200m	WP	Average	
		Position in running (margin)	2(1.5)	1(0.0)	1(0.0)	1(0.0)	1(0.0)	1(0.0)	1(0.0)	2(0.2)	1(0.0)	1(0.0)	1(0.0)		0.00
		Sectional time (s)	14.73	15.57	16.50	16.70	16.03	14.78	14.75	13.62	13.63	13.91	14.58		
		Cumulative time (s)	164.80	150.07	134.50	118.00	101.30	85.27	70.49	55.74	42.12	28.49	14.58	3:13.09	
		Speed (m/s)	13.58	12.85	12.12	11.98	12.48	13.53	13.56	14.68	14.67	14.38	13.72	13.47	
		Stride length (m)	6.37	6.35	6.08	6.01	6.15	6.48	6.40	6.76	6.73	6.61	6.49	6.42	
		Stride duration (s)	0.469	0.495	0.502	0.502	0.493	0.479	0.472	0.460	0.459	0.460	0.473	0.477	
		Stride efficiency (%)	63.46	63.10	57.71	56.45	59.09	65.60	64.04	71.35	70.83	68.30	65.89	64.34	
		Stride count	31.39	31.47	32.91	33.28	32.52	30.87	31.24	29.60	29.71	30.25	30.80	405.19	

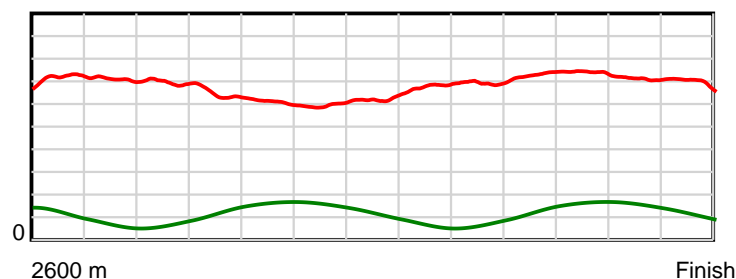
10 m Stride length



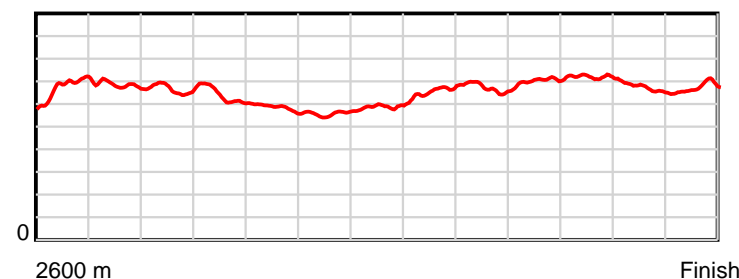
0.6 s Stride duration



20 m/sec Speed



100 % Stride efficiency



Note: Horizontal distance axis grid lines are 200m furlongs.

Disclaimer.

HRNZ and NZMTC and Thoroughbred Ratings Pty Ltd accepts no responsibility for the completeness or accuracy of any of the information contained herein, and makes no representations about its suitability for any particular purpose. Users should make their own judgements about those matters and/or seek independent advice. You assume all risks associated with use of the data provided on this page.



Race Results



November 01, 2021, Race 6, LOBSTER INN TAVERN JUNIOR DRIVERS MOBILE PACE, Distance 2600m, Addington - Survey 3200m

Result	TAB no.	Horse (Barrier)	2600 to	2400m to
2nd	9	Rocknroll Mama (7)	2400m	2200m
		Position in running (margin)	-	1(0.0)
		Sectional time (s)	13.25	14.75
		Cumulative time (s)	193.47	180.22
		Speed (m/s)	15.09	13.56
		Stride length (m)	6.59	6.31
		Stride duration (s)	0.437	0.465
		Stride efficiency (%)	67.84	62.15
		Stride count	30.35	31.71

Disclaimer.

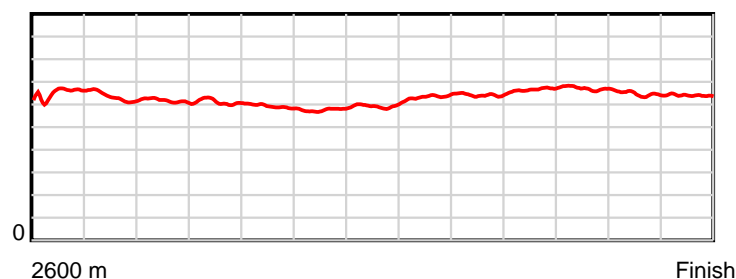
HRNZ and NZMTC and Thoroughbred Ratings Pty Ltd accepts no responsibility for the completeness or accuracy of any of the information contained herein, and makes no representations about its suitability for any particular purpose. Users should make their own judgements about those matters and/or seek independent advice. You assume all risks associated with use of the data provided on this page.

Race Results

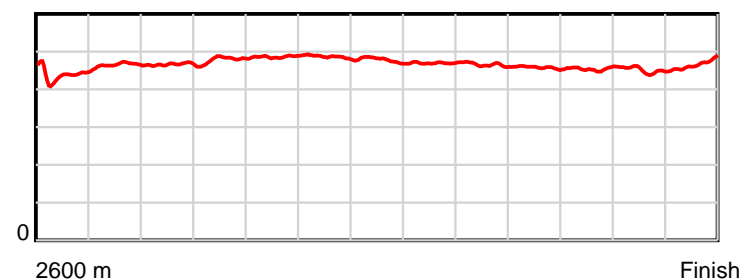
November 01, 2021, Race 6, LOBSTER INN TAVERN JUNIOR DRIVERS MOBILE PACE, Distance 2600m, Addington - Survey 3200m

Result	TAB no.	Horse (Barrier)	2200m to	2000m to	1800m to	1600m to	1400m to	1200m to	1000m to	800m to	600m to	400m to	200m to	Total or	Margin
2nd	9	Rocknroll Mama (7)	2000m	1800m	1600m	1400m	1200m	1000m	800m	600m	400m	200m	WP	Average	
		Position in running (margin)	1(0.0)	2(0.9)	2(1.3)	2(1.2)	2(2.0)	3(1.9)	3(2.0)	3(0.7)	3(1.0)	3(1.0)	2(1.3)		2.40
		Sectional time (s)	15.14	15.62	16.50	16.84	16.01	14.80	14.52	13.69	13.63	13.97	14.75		
		Cumulative time (s)	165.47	150.33	134.71	118.21	101.37	85.36	70.56	56.04	42.35	28.72	14.75	3:13.47	
		Speed (m/s)	13.21	12.80	12.12	11.88	12.49	13.51	13.77	14.61	14.67	14.32	13.56	13.44	
		Stride length (m)	6.16	6.13	5.90	5.77	5.97	6.35	6.41	6.69	6.67	6.45	6.35	6.28	
		Stride duration (s)	0.466	0.479	0.487	0.486	0.478	0.470	0.465	0.458	0.454	0.451	0.469	0.467	
		Stride efficiency (%)	59.24	58.69	54.39	52.10	55.74	63.01	64.22	69.86	69.48	65.06	63.10	61.55	
		Stride count	32.48	32.64	33.90	34.64	33.49	31.50	31.20	29.91	29.99	31.00	31.47	414.28	

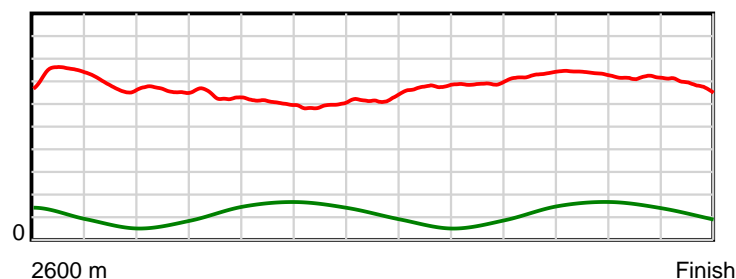
10 m Stride length



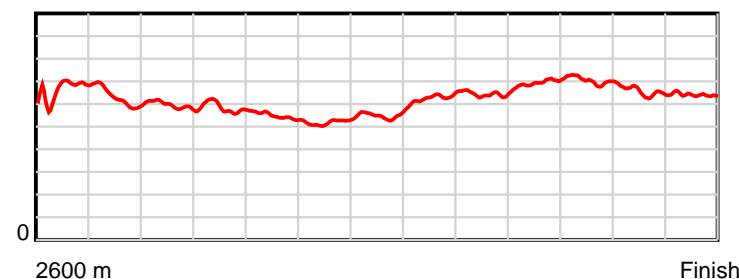
0.6 s Stride duration



20 m/sec Speed



100 % Stride efficiency



Note: Horizontal distance axis grid lines are 200m furlongs.

Disclaimer.

HRNZ and NZMTC and Thoroughbred Ratings Pty Ltd accepts no responsibility for the completeness or accuracy of any of the information contained herein, and makes no representations about its suitability for any particular purpose. Users should make their own judgements about those matters and/or seek independent advice. You assume all risks associated with use of the data provided on this page.



Race Results



November 01, 2021, Race 6, LOBSTER INN TAVERN JUNIOR DRIVERS MOBILE PACE, Distance 2600m, Addington - Survey 3200m

Result	TAB no.	Horse (Barrier)	2600 to	2400m to
3rd	5	Glassy Webb (3)	2400m	2200m
		Position in running (margin)	-	2(1.5)
		Sectional time (s)	13.50	14.84
		Cumulative time (s)	194.55	181.05
		Speed (m/s)	14.81	13.48
		Stride length (m)	6.85	6.64
		Stride duration (s)	0.462	0.493
		Stride efficiency (%)	73.37	69.00
		Stride count	29.19	30.10

Disclaimer.

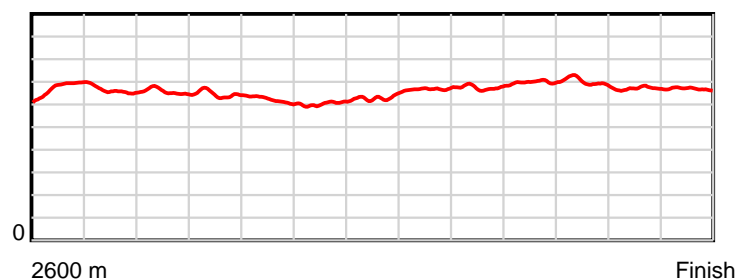
HRNZ and NZMTC and Thoroughbred Ratings Pty Ltd accepts no responsibility for the completeness or accuracy of any of the information contained herein, and makes no representations about its suitability for any particular purpose. Users should make their own judgements about those matters and/or seek independent advice. You assume all risks associated with use of the data provided on this page.

Race Results

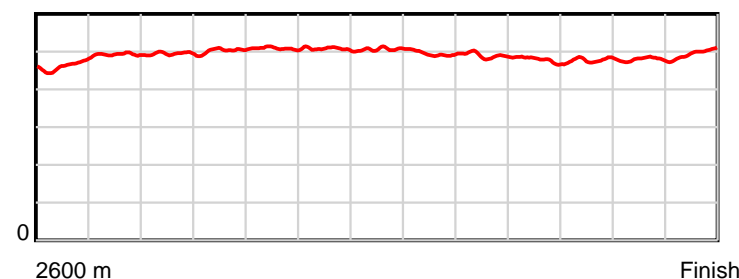
November 01, 2021, Race 6, LOBSTER INN TAVERN JUNIOR DRIVERS MOBILE PACE, Distance 2600m, Addington - Survey 3200m

Result	TAB no.	Horse (Barrier)	2200m to	2000m to	1800m to	1600m to	1400m to	1200m to	1000m to	800m to	600m to	400m to	200m to	Total or	Margin
3rd	5	Glassy Webb (3)	2000m	1800m	1600m	1400m	1200m	1000m	800m	600m	400m	200m	WP	Average	
		Position in running (margin)	3(2.0)	3(3.0)	3(3.3)	4(3.9)	5(4.4)	5(4.0)	6(4.0)	5(3.1)	5(3.4)	5(4.5)	5(6.5)		7.90
		Sectional time (s)	15.14	15.62	16.61	16.79	15.96	14.78	14.57	13.70	13.81	14.25	14.98		
		Cumulative time (s)	166.21	151.07	135.45	118.84	102.05	86.09	71.31	56.74	43.04	29.23	14.98	3:14.55	
		Speed (m/s)	13.21	12.80	12.04	11.91	12.53	13.53	13.73	14.60	14.48	14.04	13.35	13.36	
		Stride length (m)	6.53	6.44	6.12	6.05	6.34	6.69	6.72	6.98	6.93	6.72	6.64	6.58	
		Stride duration (s)	0.494	0.503	0.508	0.508	0.506	0.494	0.490	0.478	0.478	0.479	0.497	0.492	
		Stride efficiency (%)	66.63	64.84	58.53	57.15	62.91	69.95	70.59	76.03	74.98	70.54	68.85	67.59	
		Stride count	30.63	31.05	32.68	33.07	31.52	29.89	29.76	28.67	28.87	29.77	30.13	395.33	

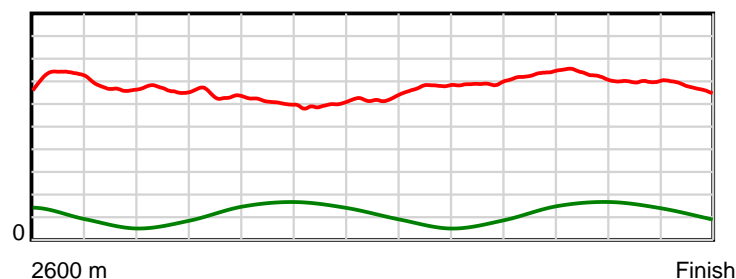
10 m Stride length



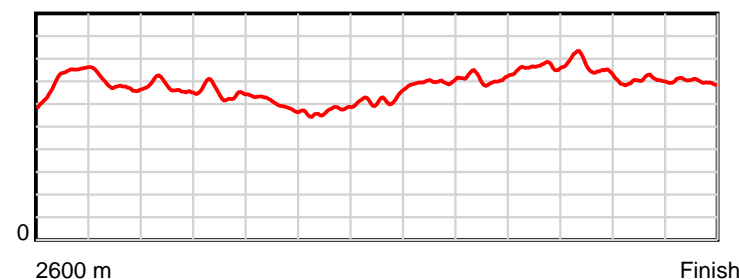
0.6 s Stride duration



20 m/sec Speed



100 % Stride efficiency



Note: Horizontal distance axis grid lines are 200m furlongs.

Disclaimer.

HRNZ and NZMTC and Thoroughbred Ratings Pty Ltd accepts no responsibility for the completeness or accuracy of any of the information contained herein, and makes no representations about its suitability for any particular purpose. Users should make their own judgements about those matters and/or seek independent advice. You assume all risks associated with use of the data provided on this page.



Race Results



November 01, 2021, Race 6, LOBSTER INN TAVERN JUNIOR DRIVERS MOBILE PACE, Distance 2600m, Addington - Survey 3200m

Result	TAB no.	Horse (Barrier)	2600 to	2400m to
4th	7	Franco Hoffman (5)	2400m	2200m
		Position in running (margin)	-	6(4.3)
		Sectional time (s)	14.01	14.78
		Cumulative time (s)	194.57	180.56
		Speed (m/s)	14.27	13.53
		Stride length (m)	6.84	6.69
		Stride duration (s)	0.476	0.494
		Stride efficiency (%)	73.20	69.94
		Stride count	29.22	29.89

Disclaimer.

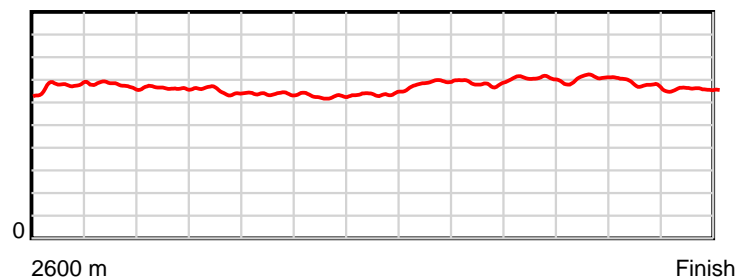
HRNZ and NZMTC and Thoroughbred Ratings Pty Ltd accepts no responsibility for the completeness or accuracy of any of the information contained herein, and makes no representations about its suitability for any particular purpose. Users should make their own judgements about those matters and/or seek independent advice. You assume all risks associated with use of the data provided on this page.

Race Results

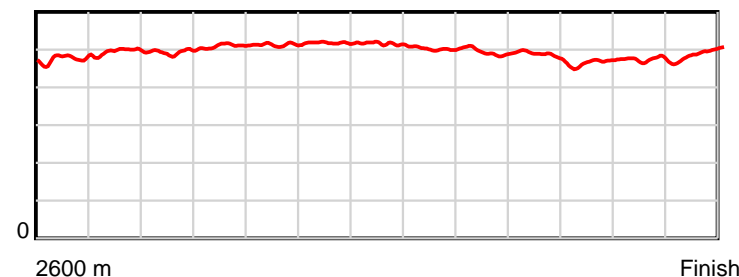
November 01, 2021, Race 6, LOBSTER INN TAVERN JUNIOR DRIVERS MOBILE PACE, Distance 2600m, Addington - Survey 3200m

Result	TAB no.	Horse (Barrier)	2200m to	2000m to	1800m to	1600m to	1400m to	1200m to	1000m to	800m to	600m to	400m to	200m to	Total or	Margin
4th	7	Franco Hoffman (5)	2000m	1800m	1600m	1400m	1200m	1000m	800m	600m	400m	200m	WP	Average	
		Position in running (margin)	5(4.4)	5(5.2)	5(5.5)	5(4.6)	4(4.2)	6(4.2)	5(4.0)	6(3.6)	6(4.3)	4(4.4)	4(5.8)		8.00
		Sectional time (s)	15.11	15.62	16.36	16.63	16.04	14.74	14.66	13.77	13.64	14.15	15.06		
		Cumulative time (s)	165.78	150.67	135.05	118.69	102.06	86.02	71.28	56.62	42.85	29.21	15.06	3:14.57	
		Speed (m/s)	13.24	12.80	12.22	12.03	12.47	13.57	13.64	14.52	14.66	14.13	13.28	13.36	
		Stride length (m)	6.54	6.53	6.27	6.23	6.43	6.81	6.73	7.05	6.84	6.68	6.54	6.62	
		Stride duration (s)	0.494	0.510	0.513	0.518	0.515	0.502	0.493	0.485	0.467	0.472	0.492	0.495	
		Stride efficiency (%)	66.83	66.56	61.52	60.65	64.52	72.54	70.69	77.60	73.13	69.66	66.80	68.51	
		Stride count	30.58	30.64	31.87	32.10	31.13	29.35	29.74	28.38	29.24	29.95	30.59	392.68	

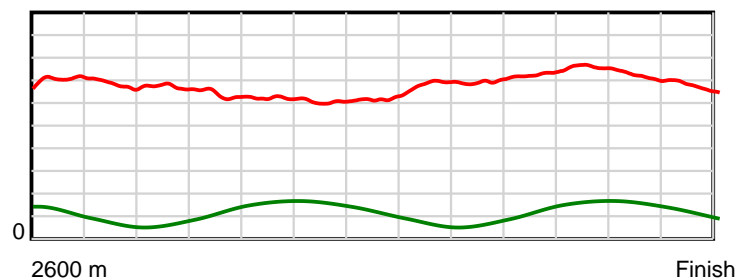
10 m Stride length



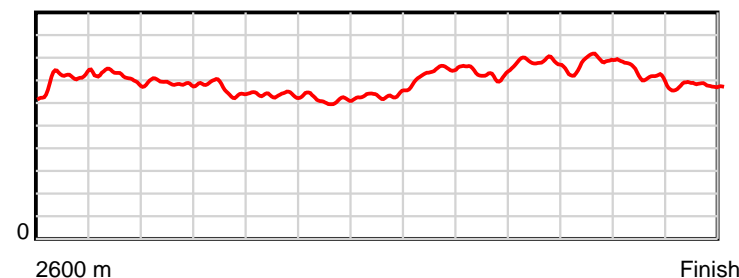
0.6 s Stride duration



20 m/sec Speed



100 % Stride efficiency



Note: Horizontal distance axis grid lines are 200m furlongs.

Disclaimer.

HRNZ and NZMTC and Thoroughbred Ratings Pty Ltd accepts no responsibility for the completeness or accuracy of any of the information contained herein, and makes no representations about its suitability for any particular purpose. Users should make their own judgements about those matters and/or seek independent advice. You assume all risks associated with use of the data provided on this page.



Race Results



November 01, 2021, Race 6, LOBSTER INN TAVERN JUNIOR DRIVERS MOBILE PACE, Distance 2600m, Addington - Survey 3200m

Result	TAB no.	Horse (Barrier)	2600 to	2400m to
5th	1	Donegal Carric... (1)	2400m	2200m
		Position in running (margin)	-	8(5.3)
		Sectional time (s)	14.15	14.88
		Cumulative time (s)	194.94	180.79
		Speed (m/s)	14.14	13.44
		Stride length (m)	6.28	6.24
		Stride duration (s)	0.441	0.465
		Stride efficiency (%)	61.58	60.93
		Stride count	31.86	32.03

Disclaimer.

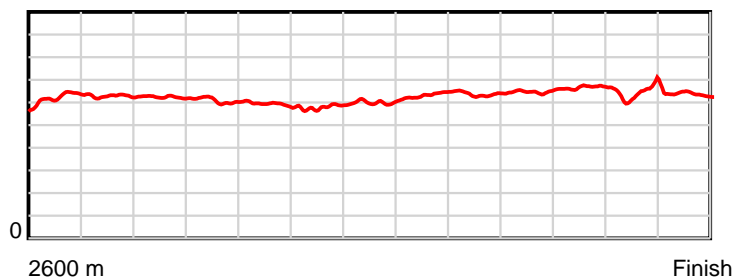
HRNZ and NZMTC and Thoroughbred Ratings Pty Ltd accepts no responsibility for the completeness or accuracy of any of the information contained herein, and makes no representations about its suitability for any particular purpose. Users should make their own judgements about those matters and/or seek independent advice. You assume all risks associated with use of the data provided on this page.

Race Results

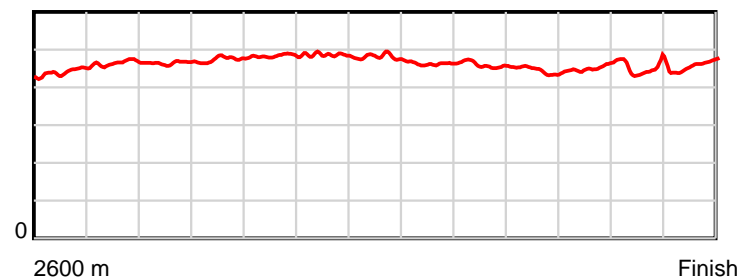
November 01, 2021, Race 6, LOBSTER INN TAVERN JUNIOR DRIVERS MOBILE PACE, Distance 2600m, Addington - Survey 3200m

Result	TAB no.	Horse (Barrier)	2200m to	2000m to	1800m to	1600m to	1400m to	1200m to	1000m to	800m to	600m to	400m to	200m to	Total or	Margin
5th	1	Donegal Carric... (1)	2000m	1800m	1600m	1400m	1200m	1000m	800m	600m	400m	200m	WP	Average	
		Position in running (margin)	7(6.1)	8(7.2)	7(7.2)	8(7.7)	8(7.9)	10(8.1)	10(7.5)	10(6.8)	9(7.0)	12(9.3)	10(11.0)		10.10
		Sectional time (s)	15.17	15.57	16.59	16.75	16.06	14.68	14.61	13.67	14.03	14.19	14.59		
		Cumulative time (s)	165.91	150.74	135.17	118.58	101.83	85.77	71.09	56.48	42.81	28.78	14.59	3:14.94	
		Speed (m/s)	13.18	12.85	12.06	11.94	12.45	13.62	13.69	14.63	14.26	14.09	13.71	13.34	
		Stride length (m)	6.13	6.09	5.82	5.81	5.99	6.30	6.28	6.51	6.45	6.32	6.31	6.19	
		Stride duration (s)	0.465	0.474	0.483	0.486	0.481	0.462	0.459	0.445	0.452	0.448	0.460	0.464	
		Stride efficiency (%)	58.75	57.93	52.97	52.75	55.98	62.07	61.67	66.24	64.97	62.33	62.17	59.82	
		Stride count	32.62	32.85	34.35	34.42	33.42	31.73	31.84	30.72	31.02	31.67	31.71	420.24	

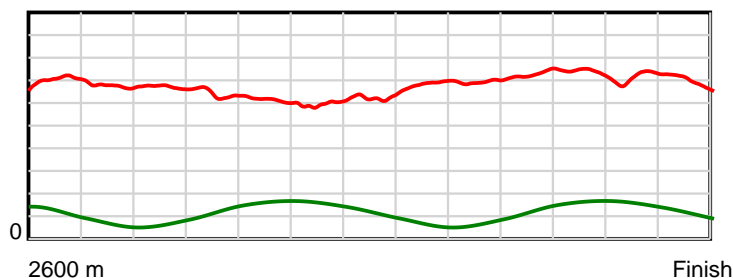
10 m Stride length



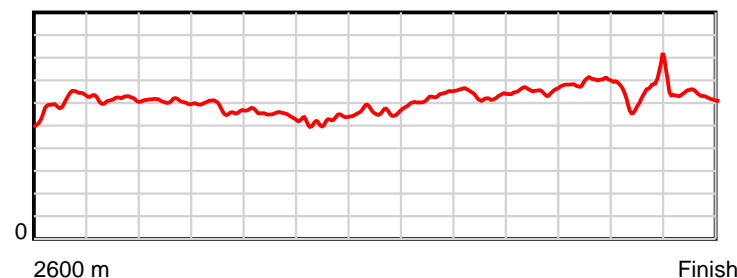
0.6 s Stride duration



20 m/sec Speed



100 % Stride efficiency



Note: Horizontal distance axis grid lines are 200m furlongs.

Disclaimer.

HRNZ and NZMTC and Thoroughbred Ratings Pty Ltd accepts no responsibility for the completeness or accuracy of any of the information contained herein, and makes no representations about its suitability for any particular purpose. Users should make their own judgements about those matters and/or seek independent advice. You assume all risks associated with use of the data provided on this page.



Race Results



November 01, 2021, Race 6, LOBSTER INN TAVERN JUNIOR DRIVERS MOBILE PACE, Distance 2600m, Addington - Survey 3200m

Result	TAB no.	Horse (Barrier)	2600 to	2400m to
6th	13	Lulu Le Mans (11)	2400m	2200m
		Position in running (margin)	-	9(6.5)
		Sectional time (s)	14.41	14.78
		Cumulative time (s)	194.94	180.53
		Speed (m/s)	13.88	13.53
		Stride length (m)	6.04	5.73
		Stride duration (s)	0.418	0.424
		Stride efficiency (%)	57.10	51.34
		Stride count	33.09	34.89

Disclaimer.

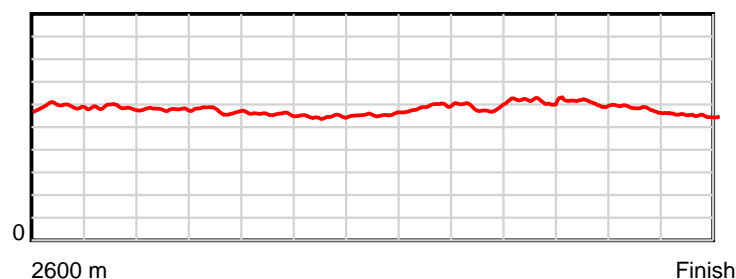
HRNZ and NZMTC and Thoroughbred Ratings Pty Ltd accepts no responsibility for the completeness or accuracy of any of the information contained herein, and makes no representations about its suitability for any particular purpose. Users should make their own judgements about those matters and/or seek independent advice. You assume all risks associated with use of the data provided on this page.

Race Results

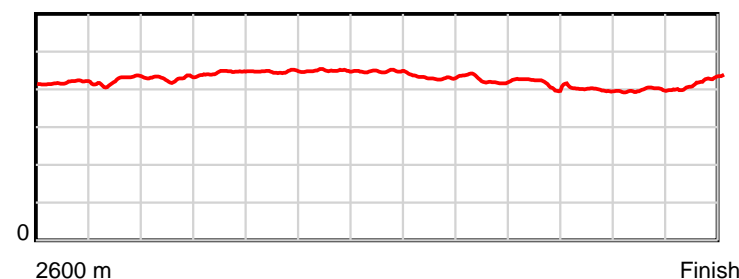
November 01, 2021, Race 6, LOBSTER INN TAVERN JUNIOR DRIVERS MOBILE PACE, Distance 2600m, Addington - Survey 3200m

Result	TAB no.	Horse (Barrier)	2200m to	2000m to	1800m to	1600m to	1400m to	1200m to	1000m to	800m to	600m to	400m to	200m to	Total or	Margin
6th	13	Lulu Le Mans (11)	2000m	1800m	1600m	1400m	1200m	1000m	800m	600m	400m	200m	WP	Average	
		Position in running (margin)	8(6.7)	7(7.0)	8(7.5)	7(7.3)	7(6.4)	8(6.6)	8(6.3)	8(5.8)	8(5.7)	8(6.7)	6(7.2)		10.20
		Sectional time (s)	15.03	15.66	16.46	16.56	16.06	14.73	14.65	13.62	13.79	14.00	15.19		
		Cumulative time (s)	165.75	150.72	135.06	118.60	102.04	85.98	71.25	56.60	42.98	29.19	15.19	3:14.94	
		Speed (m/s)	13.31	12.77	12.15	12.08	12.45	13.58	13.65	14.68	14.50	14.29	13.17	13.34	
		Stride length (m)	5.71	5.68	5.43	5.43	5.57	5.85	5.80	6.07	5.78	5.69	5.54	5.71	
		Stride duration (s)	0.429	0.445	0.447	0.450	0.447	0.431	0.425	0.414	0.399	0.398	0.420	0.428	
		Stride efficiency (%)	50.98	50.44	46.06	46.09	48.45	53.55	52.58	57.62	52.23	50.62	47.89	50.97	
		Stride count	35.02	35.20	36.84	36.82	35.92	34.16	34.48	32.94	34.60	35.14	36.13	455.23	

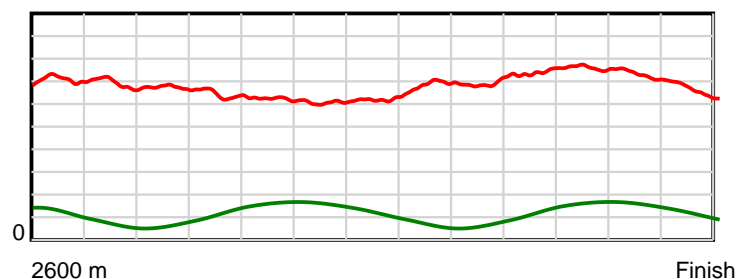
10 m Stride length



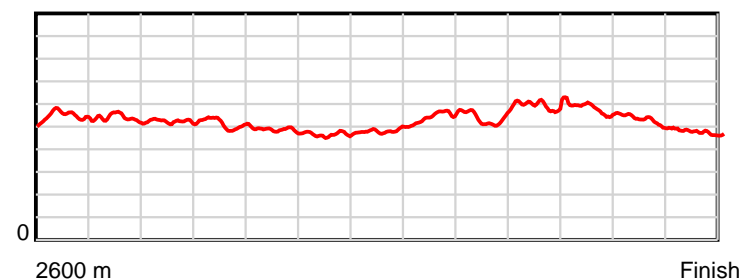
0.6 s Stride duration



20 m/sec Speed



100 % Stride efficiency



Note: Horizontal distance axis grid lines are 200m furlongs.

Disclaimer.

HRNZ and NZMTC and Thoroughbred Ratings Pty Ltd accepts no responsibility for the completeness or accuracy of any of the information contained herein, and makes no representations about its suitability for any particular purpose. Users should make their own judgements about those matters and/or seek independent advice. You assume all risks associated with use of the data provided on this page.



Race Results



November 01, 2021, Race 6, LOBSTER INN TAVERN JUNIOR DRIVERS MOBILE PACE, Distance 2600m, Addington - Survey 3200m

Result	TAB no.	Horse (Barrier)	2600 to	2400m to
7th	11	Shards Fury (9)	2400m	2200m
		Position in running (margin)	-	10(6.8)
		Sectional time (s)	14.39	15.18
		Cumulative time (s)	194.96	180.57
		Speed (m/s)	13.90	13.18
		Stride length (m)	6.25	5.93
		Stride duration (s)	0.435	0.450
		Stride efficiency (%)	61.04	54.98
		Stride count	32.00	33.72

Disclaimer.

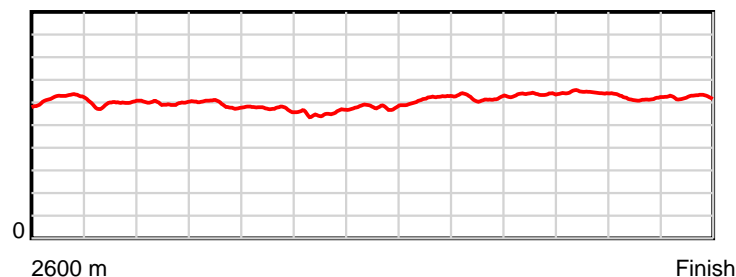
HRNZ and NZMTC and Thoroughbred Ratings Pty Ltd accepts no responsibility for the completeness or accuracy of any of the information contained herein, and makes no representations about its suitability for any particular purpose. Users should make their own judgements about those matters and/or seek independent advice. You assume all risks associated with use of the data provided on this page.

Race Results

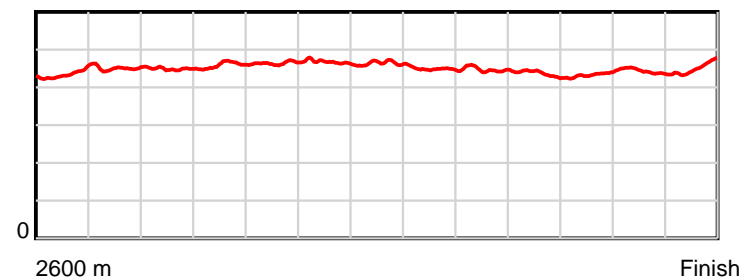
November 01, 2021, Race 6, LOBSTER INN TAVERN JUNIOR DRIVERS MOBILE PACE, Distance 2600m, Addington - Survey 3200m

Result	TAB no.	Horse (Barrier)	2200m to	2000m to	1800m to	1600m to	1400m to	1200m to	1000m to	800m to	600m to	400m to	200m to	Total or	Margin
7th	11	Shards Fury (9)	2000m	1800m	1600m	1400m	1200m	1000m	800m	600m	400m	200m	WP	Average	
		Position in running (margin)	10(9.3)	10(10.6)	10(10.3)	10(9.4)	11(10.4)	12(10.4)	12(9.6)	11(8.7)	12(9.4)	11(9.0)	11(11.1)		10.70
		Sectional time (s)	15.19	15.52	16.36	16.86	16.03	14.65	14.57	13.77	13.57	14.27	14.60		
		Cumulative time (s)	165.39	150.20	134.68	118.32	101.46	85.43	70.78	56.21	42.44	28.87	14.60	3:14.96	
		Speed (m/s)	13.17	12.89	12.22	11.86	12.48	13.65	13.73	14.52	14.74	14.02	13.70	13.34	
		Stride length (m)	5.91	5.91	5.68	5.54	5.79	6.12	6.14	6.34	6.39	6.21	6.21	6.02	
		Stride duration (s)	0.449	0.459	0.464	0.468	0.464	0.448	0.447	0.436	0.433	0.443	0.453	0.452	
		Stride efficiency (%)	54.66	54.58	50.34	48.04	52.35	58.55	58.92	62.73	63.73	60.33	60.25	56.66	
		Stride count	33.82	33.84	35.24	36.07	34.55	32.67	32.57	31.57	31.32	32.19	32.21	431.77	

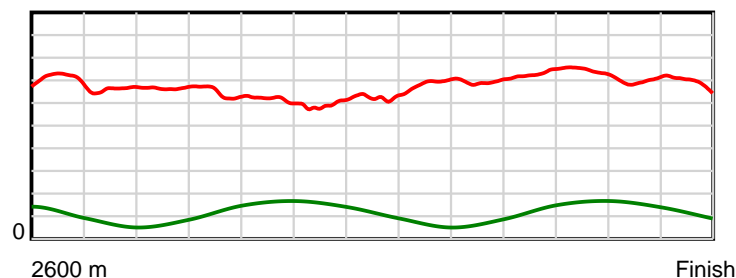
10 m Stride length



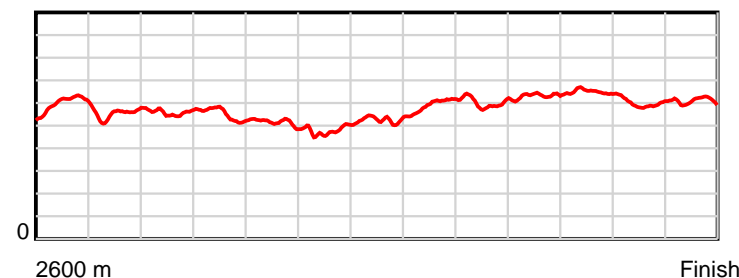
0.6 s Stride duration



20 m/sec Speed



100 % Stride efficiency



Note: Horizontal distance axis grid lines are 200m furlongs.

Disclaimer.

HRNZ and NZMTC and Thoroughbred Ratings Pty Ltd accepts no responsibility for the completeness or accuracy of any of the information contained herein, and makes no representations about its suitability for any particular purpose. Users should make their own judgements about those matters and/or seek independent advice. You assume all risks associated with use of the data provided on this page.



Race Results



November 01, 2021, Race 6, LOBSTER INN TAVERN JUNIOR DRIVERS MOBILE PACE, Distance 2600m, Addington - Survey 3200m

Result	TAB no.	Horse (Barrier)	2600 to	2400m to
8th	14	Little Miss Pe... (12)	2400m	2200m
		Position in running (margin)	-	11(8.3)
		Sectional time (s)	14.64	15.02
		Cumulative time (s)	195.00	180.36
		Speed (m/s)	13.66	13.32
		Stride length (m)	6.17	5.86
		Stride duration (s)	0.438	0.440
		Stride efficiency (%)	59.58	53.73
		Stride count	32.39	34.11

Disclaimer.

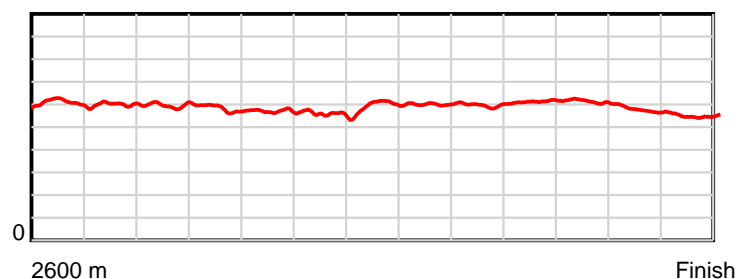
HRNZ and NZMTC and Thoroughbred Ratings Pty Ltd accepts no responsibility for the completeness or accuracy of any of the information contained herein, and makes no representations about its suitability for any particular purpose. Users should make their own judgements about those matters and/or seek independent advice. You assume all risks associated with use of the data provided on this page.

Race Results

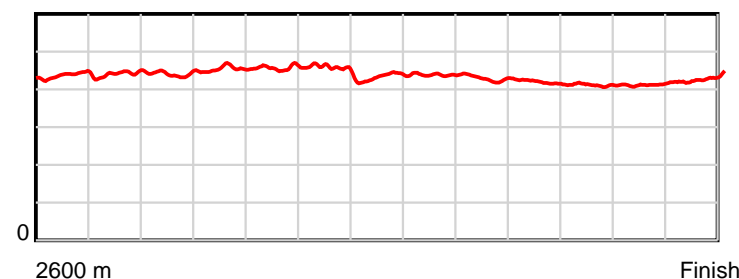
November 01, 2021, Race 6, LOBSTER INN TAVERN JUNIOR DRIVERS MOBILE PACE, Distance 2600m, Addington - Survey 3200m

Result	TAB no.	Horse (Barrier)	2200m to	2000m to	1800m to	1600m to	1400m to	1200m to	1000m to	800m to	600m to	400m to	200m to	Total or	Margin
8th	14	Little Miss Pe... (12)	2000m	1800m	1600m	1400m	1200m	1000m	800m	600m	400m	200m	WP	Average	
		Position in running (margin)	11(9.9)	11(10.7)	11(11.0)	11(10.4)	10(9.3)	2(0.2)	2(0.5)	1(0.0)	2(0.3)	2(1.0)	3(5.0)		11.30
		Sectional time (s)	15.12	15.62	16.40	16.51	14.52	14.84	14.64	13.70	13.74	14.58	15.67		
		Cumulative time (s)	165.34	150.22	134.60	118.20	101.69	87.17	72.33	57.69	43.99	30.25	15.67	3:15.00	
		Speed (m/s)	13.23	12.80	12.20	12.11	13.77	13.48	13.66	14.60	14.56	13.72	12.76	13.33	
		Stride length (m)	5.84	5.81	5.57	5.51	5.97	5.92	5.85	6.11	5.99	5.66	5.47	5.82	
		Stride duration (s)	0.441	0.454	0.457	0.455	0.433	0.439	0.428	0.418	0.412	0.412	0.429	0.436	
		Stride efficiency (%)	53.21	52.83	48.55	47.51	55.73	54.77	53.48	58.25	56.05	50.01	46.79	52.91	
		Stride count	34.28	34.40	35.88	36.27	33.49	33.78	34.19	32.76	33.39	35.35	36.55	446.84	

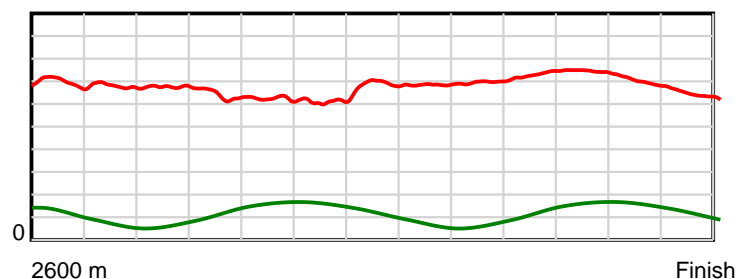
10 m Stride length



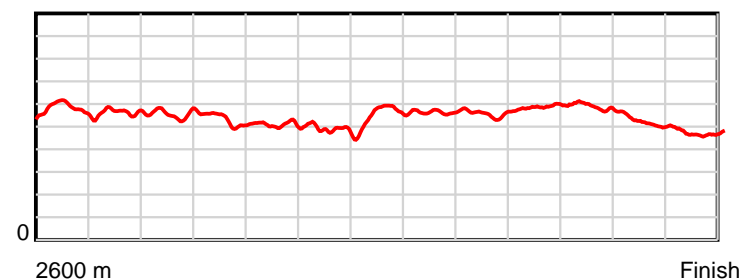
0.6 s Stride duration



20 m/sec Speed



100 % Stride efficiency



Note: Horizontal distance axis grid lines are 200m furlongs.

Disclaimer.

HRNZ and NZMTC and Thoroughbred Ratings Pty Ltd accepts no responsibility for the completeness or accuracy of any of the information contained herein, and makes no representations about its suitability for any particular purpose. Users should make their own judgements about those matters and/or seek independent advice. You assume all risks associated with use of the data provided on this page.



Race Results



November 01, 2021, Race 6, LOBSTER INN TAVERN JUNIOR DRIVERS MOBILE PACE, Distance 2600m, Addington - Survey 3200m

Result	TAB no.	Horse (Barrier)	2600 to	2400m to
9th	3	The Terrorfier (2)	2400m	2200m
		Position in running (margin)	-	4(3.1)
		Sectional time (s)	13.79	14.99
		Cumulative time (s)	195.05	181.26
		Speed (m/s)	14.51	13.34
		Stride length (m)	6.46	6.34
		Stride duration (s)	0.442	0.475
		Stride efficiency (%)	65.16	62.73
		Stride count	30.97	31.57

Disclaimer.

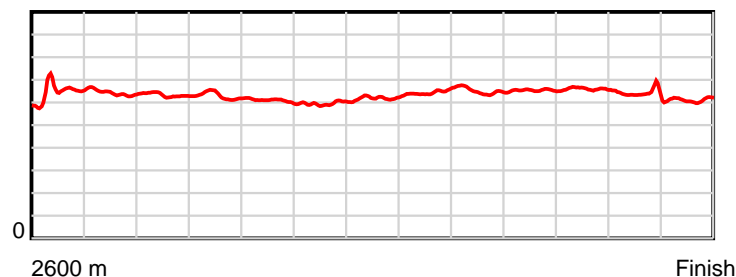
HRNZ and NZMTC and Thoroughbred Ratings Pty Ltd accepts no responsibility for the completeness or accuracy of any of the information contained herein, and makes no representations about its suitability for any particular purpose. Users should make their own judgements about those matters and/or seek independent advice. You assume all risks associated with use of the data provided on this page.

Race Results

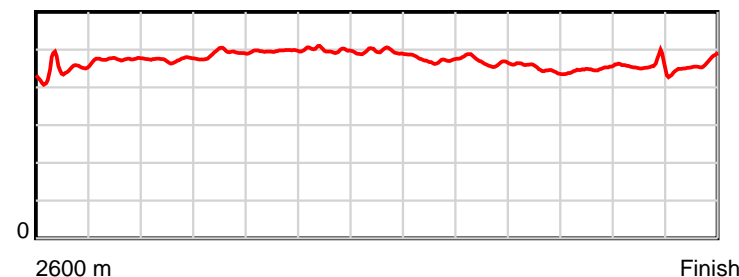
November 01, 2021, Race 6, LOBSTER INN TAVERN JUNIOR DRIVERS MOBILE PACE, Distance 2600m, Addington - Survey 3200m

Result	TAB no.	Horse (Barrier)	2200m to	2000m to	1800m to	1600m to	1400m to	1200m to	1000m to	800m to	600m to	400m to	200m to	Total or	Margin
9th	3	The Terrorfier (2)	2000m	1800m	1600m	1400m	1200m	1000m	800m	600m	400m	200m	WP	Average	
		Position in running (margin)	6(4.5)	6(5.8)	6(5.7)	6(6.2)	6(6.4)	7(6.1)	7(6.2)	7(5.5)	7(5.5)	7(6.3)	7(8.6)		11.40
		Sectional time (s)	15.19	15.55	16.58	16.74	15.98	14.79	14.61	13.66	13.77	14.29	15.11		
		Cumulative time (s)	166.27	151.08	135.53	118.95	102.21	86.23	71.44	56.83	43.17	29.40	15.11	3:15.05	
		Speed (m/s)	13.17	12.86	12.06	11.95	12.52	13.52	13.69	14.64	14.52	14.00	13.24	13.33	
		Stride length (m)	6.24	6.30	5.99	5.96	6.19	6.40	6.41	6.58	6.52	6.34	6.13	6.29	
		Stride duration (s)	0.474	0.490	0.496	0.499	0.494	0.473	0.468	0.450	0.449	0.453	0.463	0.472	
		Stride efficiency (%)	60.78	61.97	56.05	55.59	59.85	63.99	64.24	67.75	66.43	62.83	58.70	61.85	
		Stride count	32.07	31.76	33.39	33.53	32.32	31.25	31.19	30.38	30.67	31.54	32.63	413.27	

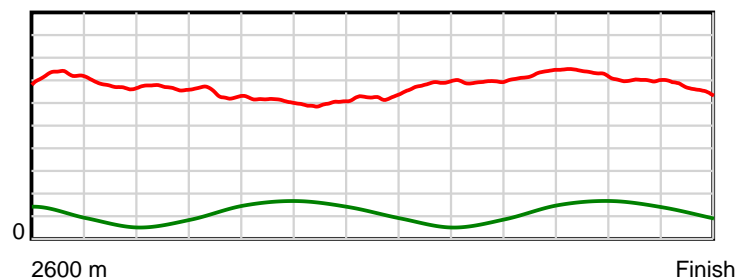
10 m Stride length



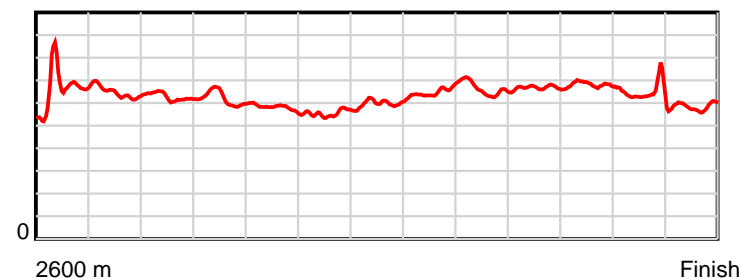
0.6 s Stride duration



20 m/sec Speed



100 % Stride efficiency



Note: Horizontal distance axis grid lines are 200m furlongs.

Disclaimer.

HRNZ and NZMTC and Thoroughbred Ratings Pty Ltd accepts no responsibility for the completeness or accuracy of any of the information contained herein, and makes no representations about its suitability for any particular purpose. Users should make their own judgements about those matters and/or seek independent advice. You assume all risks associated with use of the data provided on this page.



Race Results



November 01, 2021, Race 6, LOBSTER INN TAVERN JUNIOR DRIVERS MOBILE PACE, Distance 2600m, Addington - Survey 3200m

Result	TAB no.	Horse (Barrier)	2600 to	2400m to
10th	10	Mossman (8)	2400m	2200m
		Position in running (margin)	-	12(8.9)
		Sectional time (s)	14.75	15.23
		Cumulative time (s)	195.46	180.71
		Speed (m/s)	13.56	13.13
		Stride length (m)	6.14	5.88
		Stride duration (s)	0.432	0.447
		Stride efficiency (%)	58.92	53.95
		Stride count	32.57	34.04

Disclaimer.

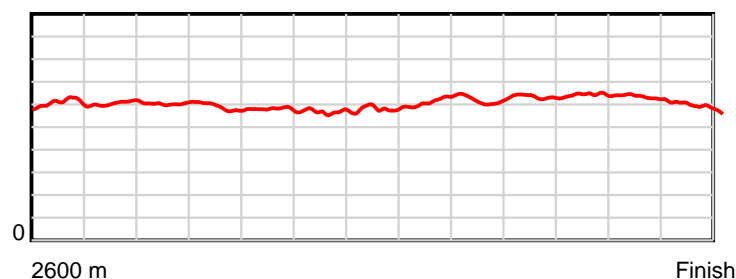
HRNZ and NZMTC and Thoroughbred Ratings Pty Ltd accepts no responsibility for the completeness or accuracy of any of the information contained herein, and makes no representations about its suitability for any particular purpose. Users should make their own judgements about those matters and/or seek independent advice. You assume all risks associated with use of the data provided on this page.

Race Results

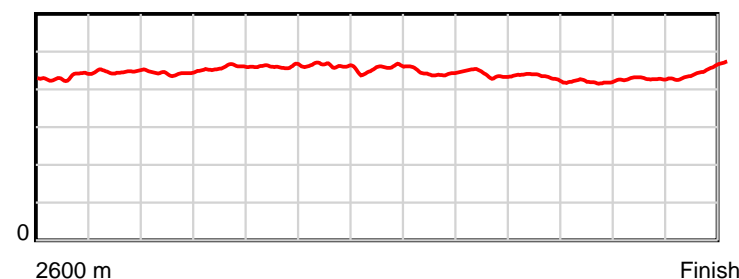
November 01, 2021, Race 6, LOBSTER INN TAVERN JUNIOR DRIVERS MOBILE PACE, Distance 2600m, Addington - Survey 3200m

Result	TAB no.	Horse (Barrier)	2200m to	2000m to	1800m to	1600m to	1400m to	1200m to	1000m to	800m to	600m to	400m to	200m to	Total or	Margin
10th	10	Mossman (8)	2000m	1800m	1600m	1400m	1200m	1000m	800m	600m	400m	200m	WP	Average	
		Position in running (margin)	12(11.8)	12(12.8)	12(13.0)	12(12.8)	12(12.0)	11(10.1)	11(8.9)	12(9.1)	11(8.5)	10(8.7)	8(9.1)		14.00
		Sectional time (s)	15.16	15.60	16.47	16.57	15.70	14.59	14.76	13.55	13.67	13.98	15.43		
		Cumulative time (s)	165.48	150.32	134.72	118.25	101.68	85.98	71.39	56.63	43.08	29.41	15.43	3:15.46	
		Speed (m/s)	13.19	12.82	12.14	12.07	12.74	13.71	13.55	14.76	14.63	14.31	12.96	13.30	
		Stride length (m)	5.85	5.87	5.59	5.58	5.81	6.07	5.96	6.37	6.16	6.12	5.88	5.94	
		Stride duration (s)	0.443	0.458	0.460	0.463	0.456	0.443	0.440	0.431	0.421	0.428	0.453	0.446	
		Stride efficiency (%)	53.41	53.92	48.87	48.69	52.69	57.65	55.54	63.36	59.31	58.55	53.95	55.07	
		Stride count	34.21	34.05	35.76	35.83	34.44	32.93	33.55	31.41	32.46	32.67	34.04	437.96	

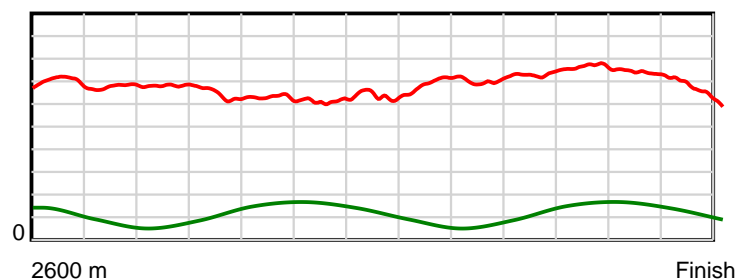
10 m Stride length



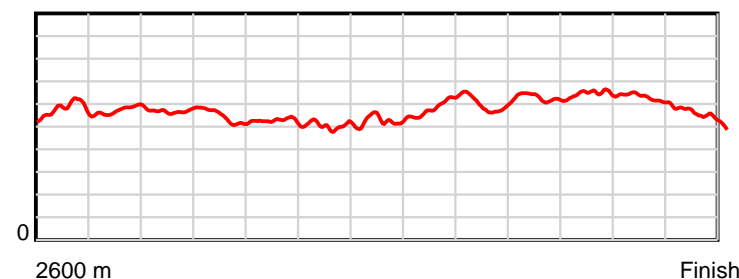
0.6 s Stride duration



20 m/sec Speed



100 % Stride efficiency



Note: Horizontal distance axis grid lines are 200m furlongs.

Disclaimer.

HRNZ and NZMTC and Thoroughbred Ratings Pty Ltd accepts no responsibility for the completeness or accuracy of any of the information contained herein, and makes no representations about its suitability for any particular purpose. Users should make their own judgements about those matters and/or seek independent advice. You assume all risks associated with use of the data provided on this page.



Race Results



November 01, 2021, Race 6, LOBSTER INN TAVERN JUNIOR DRIVERS MOBILE PACE, Distance 2600m, Addington - Survey 3200m

Result	TAB no.	Horse (Barrier)	2600 to	2400m to
11th	12	Uncle Chan (10)	2400m	2200m
		Position in running (margin)	-	7(5.0)
		Sectional time (s)	14.09	15.26
		Cumulative time (s)	196.12	182.03
		Speed (m/s)	14.19	13.11
		Stride length (m)	5.99	5.72
		Stride duration (s)	0.413	0.436
		Stride efficiency (%)	56.11	51.14
		Stride count	33.38	34.96

Disclaimer.

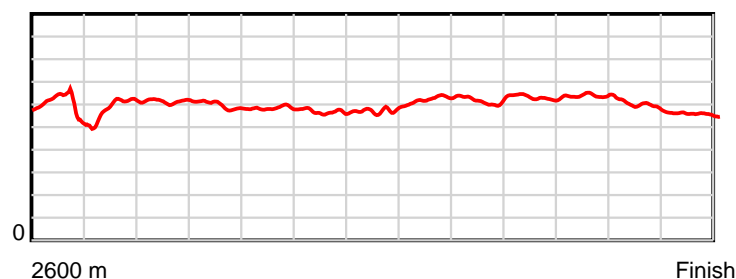
HRNZ and NZMTC and Thoroughbred Ratings Pty Ltd accepts no responsibility for the completeness or accuracy of any of the information contained herein, and makes no representations about its suitability for any particular purpose. Users should make their own judgements about those matters and/or seek independent advice. You assume all risks associated with use of the data provided on this page.

Race Results

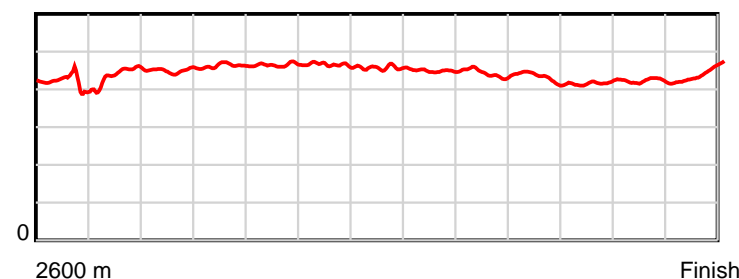
November 01, 2021, Race 6, LOBSTER INN TAVERN JUNIOR DRIVERS MOBILE PACE, Distance 2600m, Addington - Survey 3200m

Result	TAB no.	Horse (Barrier)	2200m to	2000m to	1800m to	1600m to	1400m to	1200m to	1000m to	800m to	600m to	400m to	200m to	Total or	Margin
11th	12	Uncle Chan (10)	2000m	1800m	1600m	1400m	1200m	1000m	800m	600m	400m	200m	WP	Average	
		Position in running (margin)	9(8.0)	9(8.6)	9(9.2)	9(8.7)	9(8.0)	9(7.9)	9(7.2)	9(6.7)	10(7.0)	6(6.3)	9(9.4)		16.70
		Sectional time (s)	15.08	15.66	16.43	16.58	16.01	14.67	14.64	13.69	13.52	14.43	16.06		
		Cumulative time (s)	166.77	151.69	136.03	119.60	103.02	87.01	72.34	57.70	44.01	30.49	16.06	3:16.12	
		Speed (m/s)	13.26	12.77	12.17	12.06	12.49	13.63	13.66	14.61	14.79	13.86	12.45	13.26	
		Stride length (m)	5.97	5.91	5.66	5.61	5.71	6.12	6.03	6.29	6.17	5.85	5.54	5.88	
		Stride duration (s)	0.450	0.463	0.465	0.465	0.457	0.449	0.442	0.431	0.417	0.422	0.444	0.444	
		Stride efficiency (%)	55.62	54.52	50.11	49.15	50.96	58.59	56.87	61.85	59.50	53.47	47.89	54.06	
		Stride count	33.52	33.86	35.32	35.66	35.02	32.66	33.15	31.79	32.41	34.19	36.13	442.05	

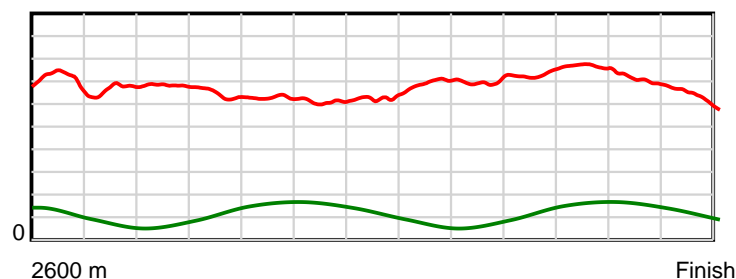
10 m Stride length



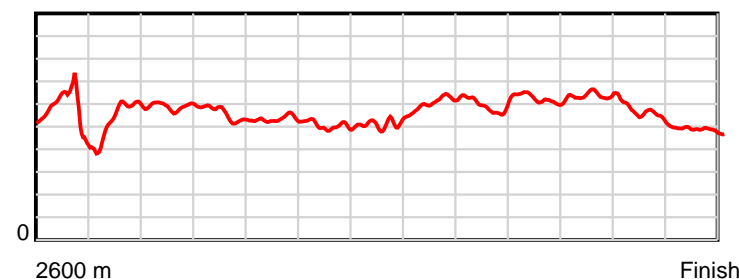
0.6 s Stride duration



20 m/sec Speed



100 % Stride efficiency



Note: Horizontal distance axis grid lines are 200m furlongs.

Disclaimer.

HRNZ and NZMTC and Thoroughbred Ratings Pty Ltd accepts no responsibility for the completeness or accuracy of any of the information contained herein, and makes no representations about its suitability for any particular purpose. Users should make their own judgements about those matters and/or seek independent advice. You assume all risks associated with use of the data provided on this page.



Race Results



November 01, 2021, Race 6, LOBSTER INN TAVERN JUNIOR DRIVERS MOBILE PACE, Distance 2600m, Addington - Survey 3200m

Result	TAB no.	Horse (Barrier)	2600 to	2400m to
12th	6	Not Really Blo... (4)	2400m	2200m
		Position in running (margin)	-	3(1.8)
		Sectional time (s)	13.59	14.95
		Cumulative time (s)	198.56	184.97
		Speed (m/s)	14.72	13.38
		Stride length (m)	6.14	5.90
		Stride duration (s)	0.414	0.441
		Stride efficiency (%)	58.99	54.41
		Stride count	32.55	33.89

Disclaimer.

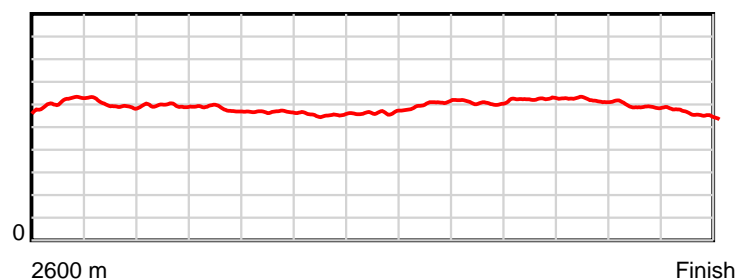
HRNZ and NZMTC and Thoroughbred Ratings Pty Ltd accepts no responsibility for the completeness or accuracy of any of the information contained herein, and makes no representations about its suitability for any particular purpose. Users should make their own judgements about those matters and/or seek independent advice. You assume all risks associated with use of the data provided on this page.

Race Results

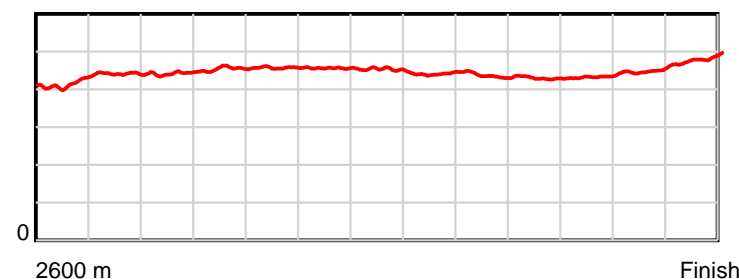
November 01, 2021, Race 6, LOBSTER INN TAVERN JUNIOR DRIVERS MOBILE PACE, Distance 2600m, Addington - Survey 3200m

Result	TAB no.	Horse (Barrier)	2200m to	2000m to	1800m to	1600m to	1400m to	1200m to	1000m to	800m to	600m to	400m to	200m to	Total or	Margin
12th	6	Not Really Blo... (4)	2000m	1800m	1600m	1400m	1200m	1000m	800m	600m	400m	200m	WP	Average	
		Position in running (margin)	4(3.0)	4(3.3)	4(3.6)	3(2.6)	3(2.3)	4(2.4)	4(2.4)	4(1.9)	4(2.8)	9(7.2)	12(15.6)		29.70
		Sectional time (s)	15.03	15.62	16.33	16.67	16.04	14.77	14.64	13.80	14.37	15.30	17.45		
		Cumulative time (s)	170.02	154.99	139.37	123.04	106.37	90.33	75.56	60.92	47.12	32.75	17.45	3:18.56	
		Speed (m/s)	13.31	12.80	12.25	12.00	12.47	13.54	13.66	14.49	13.92	13.07	11.46	13.09	
		Stride length (m)	5.89	5.81	5.60	5.47	5.65	5.97	5.96	6.23	6.03	5.88	5.51	5.84	
		Stride duration (s)	0.442	0.454	0.457	0.456	0.453	0.441	0.436	0.430	0.434	0.450	0.481	0.446	
		Stride efficiency (%)	54.13	52.81	49.03	46.83	49.83	55.67	55.51	60.67	56.91	54.02	47.43	53.32	
		Stride count	33.98	34.40	35.70	36.53	35.42	33.51	33.55	32.10	33.14	34.02	36.30	445.09	

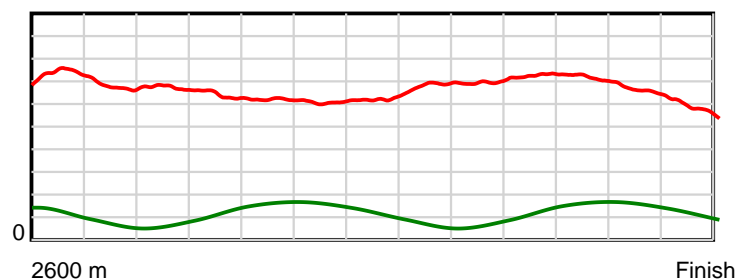
10 m Stride length



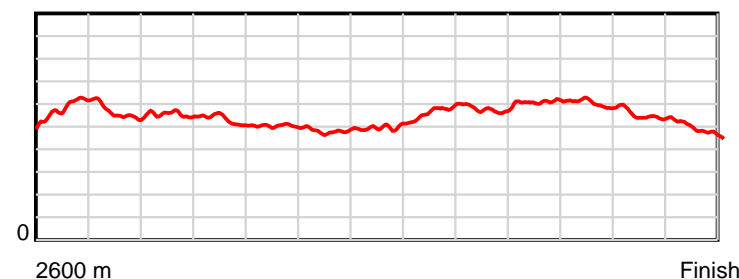
0.6 s Stride duration



20 m/sec Speed



100 % Stride efficiency



Note: Horizontal distance axis grid lines are 200m furlongs.

Disclaimer.

HRNZ and NZMTC and Thoroughbred Ratings Pty Ltd accepts no responsibility for the completeness or accuracy of any of the information contained herein, and makes no representations about its suitability for any particular purpose. Users should make their own judgements about those matters and/or seek independent advice. You assume all risks associated with use of the data provided on this page.