



Race Results

Kaikoura Trotting Club Inc, HRNZ, November 01, 2021

Compilation date: November 1, 2021, 2:50:25 PM (NZDT)

Copyright © 2021 HRNZ and NZMTC. All rights reserved.

Trademarks.

StrideMASTER is a registered trademark of Thoroughbred Ratings Pty Ltd.

Disclaimer.

HRNZ and NZMTC and Thoroughbred Ratings Pty Ltd accepts no responsibility for the completeness or accuracy of any of the information contained herein, and makes no representations about its suitability for any particular purpose. Users should make their own judgements about those matters and/or seek independent advice. You assume all risks associated with use of the data provided on this page.



Race Results



November 01, 2021, Race 8, , Distance 2600m, Addington - Survey 3200m

Result	TAB no.	Horse (Barrier)	2600 to	2400m to
1st	6	Harold Smith (14)	2400m	2200m
		Position in running (margin)	-	12(10.2)
		Sectional time (s)	18.66	15.70
		Cumulative time (s)	199.53	180.87
		Speed (m/s)	10.72	12.74
		Stride length (m)	5.32	6.25
		Stride duration (s)	0.494	0.491
		Stride efficiency (%)	44.25	61.12
		Stride count	37.59	31.98

Disclaimer.

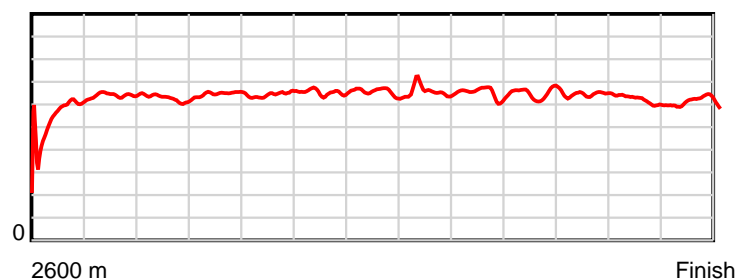
HRNZ and NZMTC and Thoroughbred Ratings Pty Ltd accepts no responsibility for the completeness or accuracy of any of the information contained herein, and makes no representations about its suitability for any particular purpose. Users should make their own judgements about those matters and/or seek independent advice. You assume all risks associated with use of the data provided on this page.

Race Results

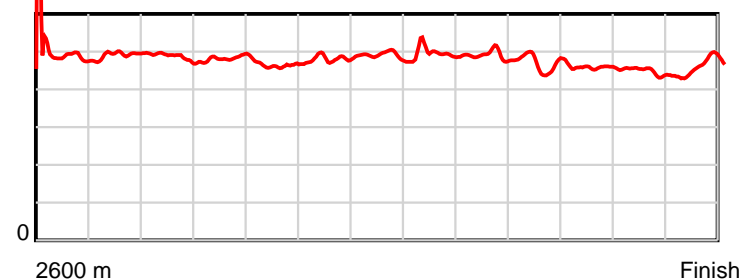
November 01, 2021, Race 8, , Distance 2600m, Addington - Survey 3200m

Result	TAB no.	Horse (Barrier)	2200m to	2000m to	1800m to	1600m to	1400m to	1200m to	1000m to	800m to	600m to	400m to	200m to	Total or	Margin
1st	6	Harold Smith (14)	2000m	1800m	1600m	1400m	1200m	1000m	800m	600m	400m	200m	WP	Average	
		Position in running (margin)	10(14.1)	10(15.3)	11(14.2)	11(14.2)	11(11.4)	11(9.9)	10(8.8)	10(9.1)	8(5.7)	5(3.1)	2(0.7)		0.00
		Sectional time (s)	15.98	14.89	14.61	14.81	15.20	15.12	15.50	14.50	14.64	14.70	15.22		
		Cumulative time (s)	165.17	149.19	134.30	119.69	104.88	89.68	74.56	59.06	44.56	29.92	15.22	3:19.53	
		Speed (m/s)	12.52	13.43	13.69	13.50	13.16	13.23	12.90	13.79	13.66	13.61	13.14	13.03	
		Stride length (m)	6.09	6.48	6.34	6.49	6.45	6.53	6.31	6.49	6.24	6.06	6.08	6.22	
		Stride duration (s)	0.486	0.482	0.463	0.481	0.490	0.494	0.489	0.471	0.457	0.446	0.463	0.478	
		Stride efficiency (%)	57.90	65.61	62.88	65.88	64.95	66.60	62.25	65.87	60.81	57.46	57.84	60.55	
		Stride count	32.86	30.87	31.53	30.80	31.02	30.63	31.69	30.80	32.06	32.98	32.87	417.68	

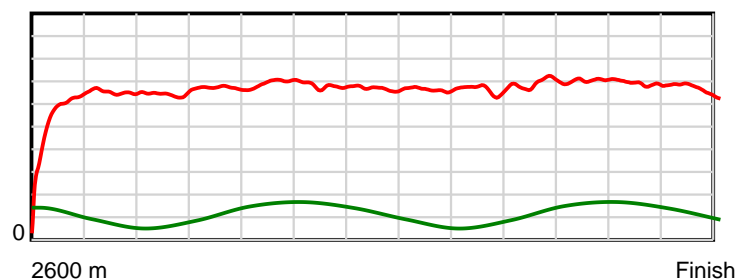
10 m Stride length



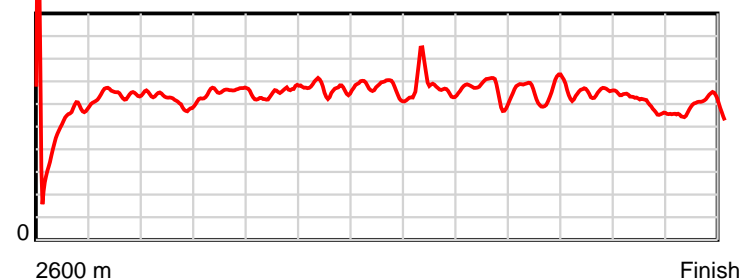
0.5 s Stride duration



20 m/sec Speed



100 % Stride efficiency



Note: Horizontal distance axis grid lines are 200m furlongs.

Disclaimer.

HRNZ and NZMTC and Thoroughbred Ratings Pty Ltd accepts no responsibility for the completeness or accuracy of any of the information contained herein, and makes no representations about its suitability for any particular purpose. Users should make their own judgements about those matters and/or seek independent advice. You assume all risks associated with use of the data provided on this page.



Race Results



November 01, 2021, Race 8, , Distance 2600m, Addington - Survey 3200m

Result	TAB no.	Horse (Barrier)	2600 to	2400m to
2nd	16	Fighting Fire (1)	2400m	2200m
		Position in running (margin)	-	11(8.8)
		Sectional time (s)	18.70	16.26
		Cumulative time (s)	199.66	180.96
		Speed (m/s)	10.70	12.30
		Stride length (m)	5.93	5.94
		Stride duration (s)	0.477	0.483
		Stride efficiency (%)	54.88	55.18
		Stride count	33.75	33.66

Disclaimer.

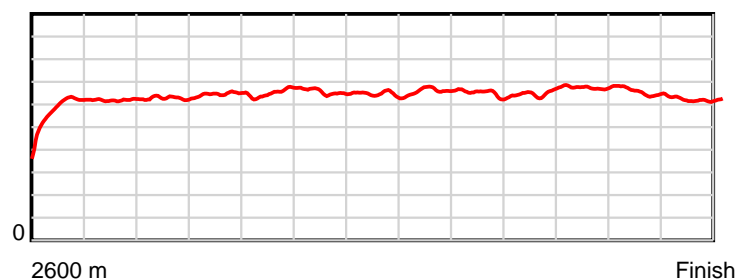
HRNZ and NZMTC and Thoroughbred Ratings Pty Ltd accepts no responsibility for the completeness or accuracy of any of the information contained herein, and makes no representations about its suitability for any particular purpose. Users should make their own judgements about those matters and/or seek independent advice. You assume all risks associated with use of the data provided on this page.

Race Results

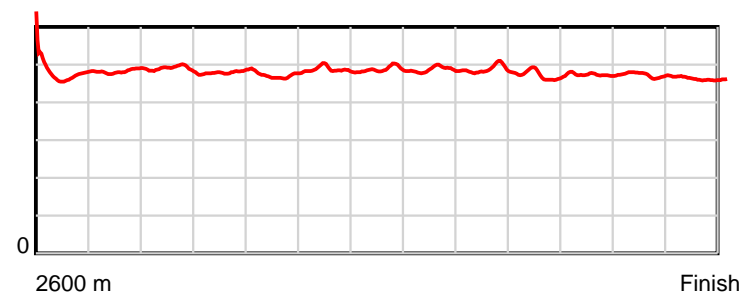
November 01, 2021, Race 8, , Distance 2600m, Addington - Survey 3200m

Result	TAB no.	Horse (Barrier)	2200m to	2000m to	1800m to	1600m to	1400m to	1200m to	1000m to	800m to	600m to	400m to	200m to	Total or	Margin
2nd	16	Fighting Fire (1)	2000m	1800m	1600m	1400m	1200m	1000m	800m	600m	400m	200m	WP	Average	
		Position in running (margin)	11(16.0)	12(17.3)	13(15.7)	13(16.8)	12(13.8)	12(12.0)	11(10.1)	12(11.2)	11(6.9)	8(5.2)	4(3.5)		0.70
		Sectional time (s)	16.00	14.80	14.80	14.77	15.15	15.00	15.63	14.35	14.78	14.81	14.61		
		Cumulative time (s)	164.70	148.70	133.90	119.10	104.33	89.18	74.18	58.55	44.20	29.42	14.61	3:19.66	
		Speed (m/s)	12.50	13.51	13.51	13.54	13.20	13.33	12.80	13.94	13.53	13.50	13.69	13.02	
		Stride length (m)	6.11	6.49	6.38	6.60	6.44	6.49	6.22	6.59	6.39	6.37	6.31	6.32	
		Stride duration (s)	0.488	0.480	0.472	0.487	0.488	0.487	0.486	0.473	0.473	0.472	0.461	0.485	
		Stride efficiency (%)	58.26	65.81	63.53	67.99	64.77	65.85	60.51	67.92	63.88	63.32	62.25	62.41	
		Stride count	32.75	30.82	31.37	30.32	31.06	30.81	32.14	30.34	31.28	31.42	31.69	411.41	

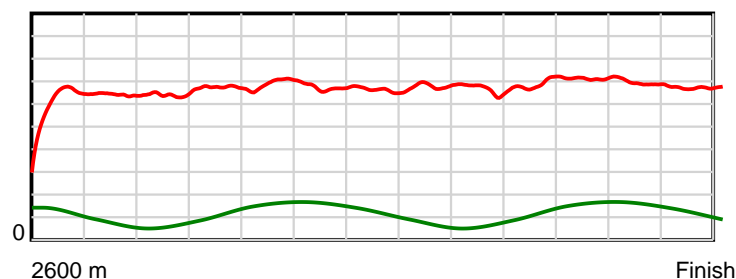
10 m Stride length



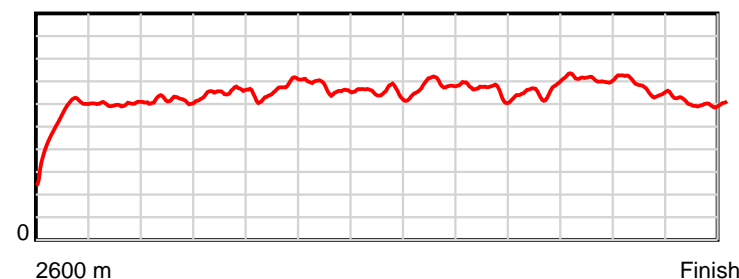
0.6 s Stride duration



20 m/sec Speed



100 % Stride efficiency



Note: Horizontal distance axis grid lines are 200m furlongs.

Disclaimer.

HRNZ and NZMTC and Thoroughbred Ratings Pty Ltd accepts no responsibility for the completeness or accuracy of any of the information contained herein, and makes no representations about its suitability for any particular purpose. Users should make their own judgements about those matters and/or seek independent advice. You assume all risks associated with use of the data provided on this page.



Race Results



November 01, 2021, Race 8, , Distance 2600m, Addington - Survey 3200m

Result	TAB no.	Horse (Barrier)	2600 to	2400m to
3rd	13	I Dream Of Jea... (13)	2400m	2200m
		Position in running (margin)	-	9(7.9)
		Sectional time (s)	18.34	15.81
		Cumulative time (s)	199.78	181.44
		Speed (m/s)	10.91	12.65
		Stride length (m)	5.73	6.14
		Stride duration (s)	0.483	0.486
		Stride efficiency (%)	51.31	58.96
		Stride count	34.90	32.56

Disclaimer.

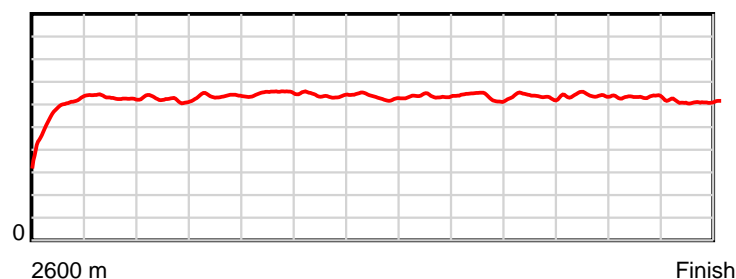
HRNZ and NZMTC and Thoroughbred Ratings Pty Ltd accepts no responsibility for the completeness or accuracy of any of the information contained herein, and makes no representations about its suitability for any particular purpose. Users should make their own judgements about those matters and/or seek independent advice. You assume all risks associated with use of the data provided on this page.

Race Results

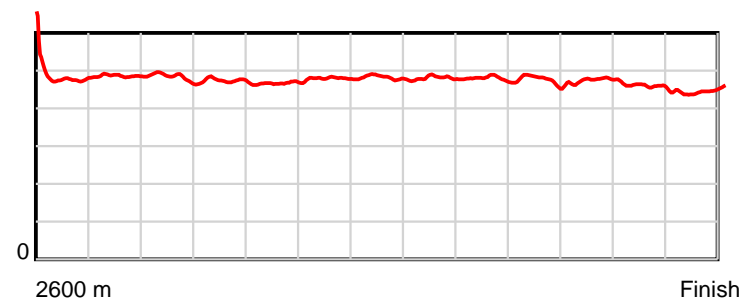
November 01, 2021, Race 8, , Distance 2600m, Addington - Survey 3200m

Result	TAB no.	Horse (Barrier)	2200m to	2000m to	1800m to	1600m to	1400m to	1200m to	1000m to	800m to	600m to	400m to	200m to	Total or	Margin
3rd	13	I Dream Of Jea... (13)	2000m	1800m	1600m	1400m	1200m	1000m	800m	600m	400m	200m	WP	Average	
		Position in running (margin)	9(12.4)	9(12.9)	9(11.1)	9(11.1)	9(9.2)	9(8.1)	8(6.8)	8(6.8)	9(5.8)	11(7.1)	5(5.3)		1.40
		Sectional time (s)	15.86	14.76	14.63	14.95	15.26	15.09	15.45	14.90	15.28	14.81	14.64		
		Cumulative time (s)	165.63	149.77	135.01	120.38	105.43	90.17	75.08	59.63	44.73	29.45	14.64	3:19.78	
		Speed (m/s)	12.61	13.55	13.67	13.38	13.11	13.25	12.94	13.42	13.09	13.50	13.66	13.01	
		Stride length (m)	6.09	6.42	6.38	6.41	6.31	6.37	6.19	6.39	6.20	6.17	6.09	6.22	
		Stride duration (s)	0.483	0.474	0.467	0.480	0.482	0.480	0.478	0.476	0.474	0.457	0.446	0.478	
		Stride efficiency (%)	57.95	64.35	63.61	64.30	62.24	63.32	59.93	63.79	60.16	59.56	57.97	60.41	
		Stride count	32.84	31.17	31.35	31.18	31.69	31.42	32.29	31.30	32.23	32.40	32.84	418.17	

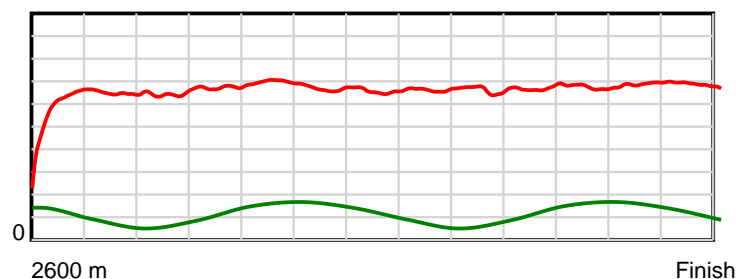
10 m Stride length



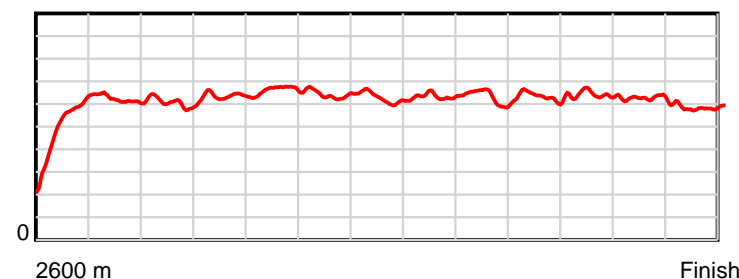
0.6 s Stride duration



20 m/sec Speed



100 % Stride efficiency



Note: Horizontal distance axis grid lines are 200m furlongs.

Disclaimer.

HRNZ and NZMTC and Thoroughbred Ratings Pty Ltd accepts no responsibility for the completeness or accuracy of any of the information contained herein, and makes no representations about its suitability for any particular purpose. Users should make their own judgements about those matters and/or seek independent advice. You assume all risks associated with use of the data provided on this page.



Race Results



November 01, 2021, Race 8, , Distance 2600m, Addington - Survey 3200m

Result	TAB no.	Horse (Barrier)	2600 to	2400m to
4th	9	Show Me The Gr... (4)	2400m	2200m
		Position in running (margin)	-	6(4.4)
		Sectional time (s)	18.01	15.33
		Cumulative time (s)	199.89	181.88
		Speed (m/s)	11.11	13.05
		Stride length (m)	5.47	5.93
		Stride duration (s)	0.441	0.455
		Stride efficiency (%)	46.76	55.01
		Stride count	36.56	33.71

Disclaimer.

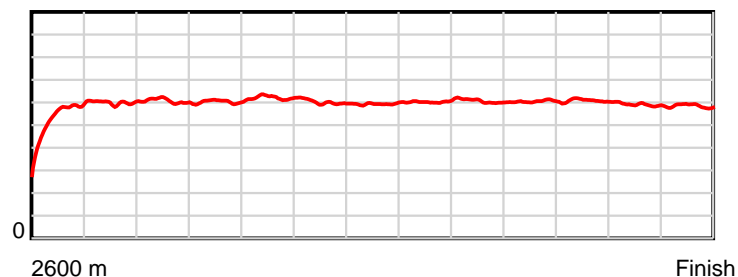
HRNZ and NZMTC and Thoroughbred Ratings Pty Ltd accepts no responsibility for the completeness or accuracy of any of the information contained herein, and makes no representations about its suitability for any particular purpose. Users should make their own judgements about those matters and/or seek independent advice. You assume all risks associated with use of the data provided on this page.

Race Results

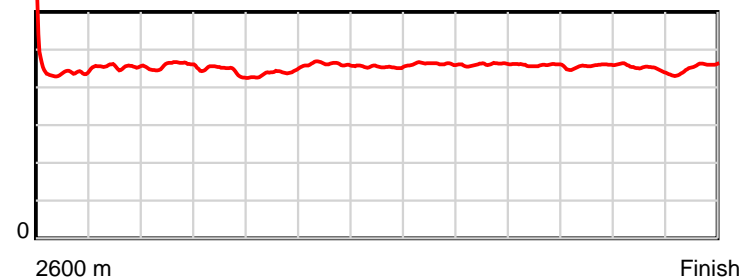
November 01, 2021, Race 8, , Distance 2600m, Addington - Survey 3200m

Result	TAB no.	Horse (Barrier)	2200m to	2000m to	1800m to	1600m to	1400m to	1200m to	1000m to	800m to	600m to	400m to	200m to	Total or	Margin
4th	9	Show Me The Gr... (4)	2000m	1800m	1600m	1400m	1200m	1000m	800m	600m	400m	200m	WP	Average	
		Position in running (margin)	5(6.1)	5(4.1)	2(1.5)	1(0.0)	1(0.0)	1(0.0)	1(0.0)	1(0.0)	1(0.0)	1(0.0)	1(0.0)		2.00
		Sectional time (s)	15.46	14.64	14.36	15.27	15.44	15.31	15.45	15.06	15.08	15.10	15.38		
		Cumulative time (s)	166.55	151.09	136.45	122.09	106.82	91.38	76.07	60.62	45.56	30.48	15.38	3:19.89	
		Speed (m/s)	12.94	13.66	13.93	13.10	12.95	13.06	12.94	13.28	13.26	13.25	13.00	13.01	
		Stride length (m)	5.92	6.06	6.12	6.05	5.89	6.04	5.96	6.08	6.06	5.97	5.89	5.95	
		Stride duration (s)	0.458	0.444	0.439	0.462	0.455	0.462	0.461	0.458	0.457	0.451	0.453	0.458	
		Stride efficiency (%)	54.75	57.39	58.52	57.14	54.16	57.03	55.59	57.85	57.39	55.66	54.21	55.37	
		Stride count	33.79	33.00	32.68	33.08	33.97	33.11	33.53	32.87	33.00	33.51	33.96	436.77	

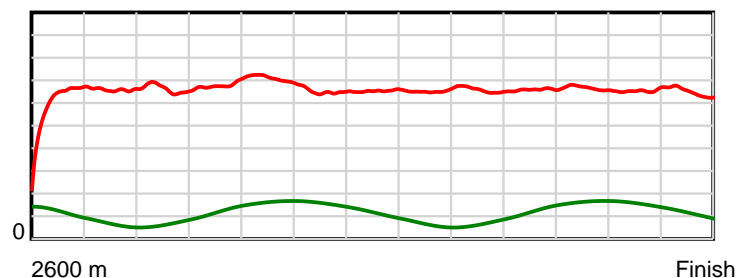
10 m Stride length



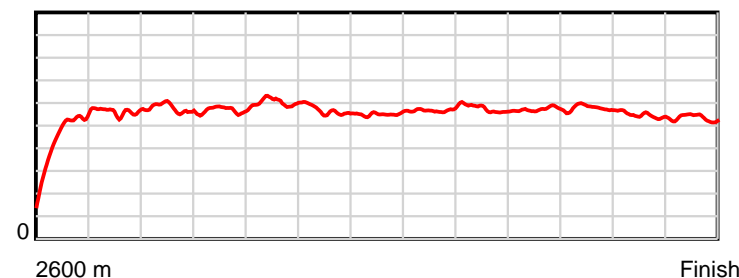
0.6 s Stride duration



20 m/sec Speed



100 % Stride efficiency



Note: Horizontal distance axis grid lines are 200m furlongs.

Disclaimer.

HRNZ and NZMTC and Thoroughbred Ratings Pty Ltd accepts no responsibility for the completeness or accuracy of any of the information contained herein, and makes no representations about its suitability for any particular purpose. Users should make their own judgements about those matters and/or seek independent advice. You assume all risks associated with use of the data provided on this page.



Race Results



November 01, 2021, Race 8, , Distance 2600m, Addington - Survey 3200m

Result	TAB no.	Horse (Barrier)	2600 to	2400m to
5th	11	Navara (8)	2400m	2200m
		Position in running (margin)	-	10(8.4)
		Sectional time (s)	18.49	15.32
		Cumulative time (s)	200.37	181.88
		Speed (m/s)	10.82	13.05
		Stride length (m)	5.60	5.93
		Stride duration (s)	0.454	0.455
		Stride efficiency (%)	48.98	55.04
		Stride count	35.72	33.70

Disclaimer.

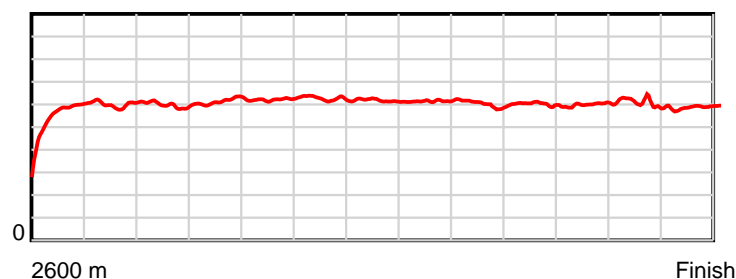
HRNZ and NZMTC and Thoroughbred Ratings Pty Ltd accepts no responsibility for the completeness or accuracy of any of the information contained herein, and makes no representations about its suitability for any particular purpose. Users should make their own judgements about those matters and/or seek independent advice. You assume all risks associated with use of the data provided on this page.

Race Results

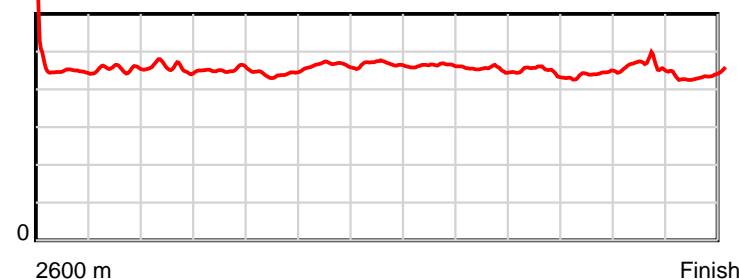
November 01, 2021, Race 8, , Distance 2600m, Addington - Survey 3200m

Result	TAB no.	Horse (Barrier)	2200m to	2000m to	1800m to	1600m to	1400m to	1200m to	1000m to	800m to	600m to	400m to	200m to	Total or	Margin
5th	11	Navara (8)	2000m	1800m	1600m	1400m	1200m	1000m	800m	600m	400m	200m	WP	Average	
		Position in running (margin)	8(10.0)	8(10.3)	8(8.6)	8(8.7)	7(6.3)	6(4.6)	6(4.2)	7(5.4)	6(4.5)	7(5.2)	9(7.3)		4.70
		Sectional time (s)	15.84	14.77	14.65	14.86	15.17	15.24	15.66	14.91	15.18	15.47	14.81		
		Cumulative time (s)	166.56	150.72	135.95	121.30	106.44	91.27	76.03	60.37	45.46	30.28	14.81	3:20.37	
		Speed (m/s)	12.63	13.54	13.65	13.46	13.18	13.12	12.77	13.41	13.18	12.93	13.50	12.98	
		Stride length (m)	5.78	6.12	6.03	6.25	6.17	6.08	5.77	6.00	5.81	5.96	5.89	5.95	
		Stride duration (s)	0.458	0.452	0.441	0.464	0.468	0.463	0.452	0.447	0.441	0.461	0.436	0.458	
		Stride efficiency (%)	52.21	58.49	56.79	61.04	59.43	57.83	52.04	56.31	52.77	55.43	54.22	55.28	
		Stride count	34.60	32.69	33.18	32.00	32.43	32.88	34.66	33.32	34.42	33.58	33.95	437.13	

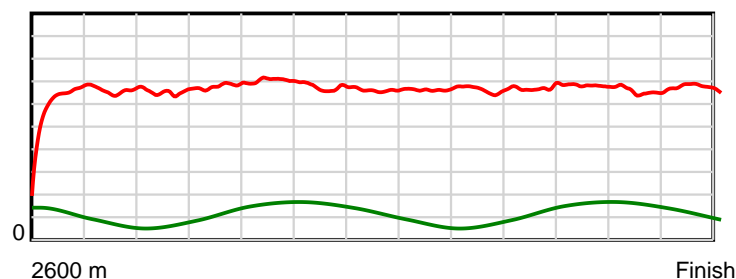
10 m Stride length



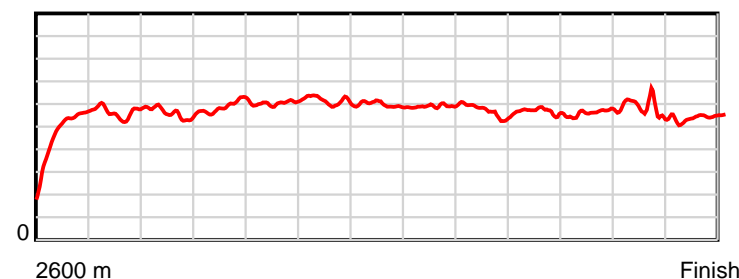
0.6 s Stride duration



20 m/sec Speed



100 % Stride efficiency



Note: Horizontal distance axis grid lines are 200m furlongs.

Disclaimer.

HRNZ and NZMTC and Thoroughbred Ratings Pty Ltd accepts no responsibility for the completeness or accuracy of any of the information contained herein, and makes no representations about its suitability for any particular purpose. Users should make their own judgements about those matters and/or seek independent advice. You assume all risks associated with use of the data provided on this page.



Race Results



November 01, 2021, Race 8, , Distance 2600m, Addington - Survey 3200m

Result	TAB no.	Horse (Barrier)	2600 to	2400m to
6th	3	Mikemaro (9)	2400m	2200m
		Position in running (margin)	-	2(0.5)
		Sectional time (s)	16.96	15.38
		Cumulative time (s)	200.46	183.50
		Speed (m/s)	11.79	13.00
		Stride length (m)	5.48	6.10
		Stride duration (s)	0.467	0.469
		Stride efficiency (%)	46.95	58.15
		Stride count	36.49	32.78

Disclaimer.

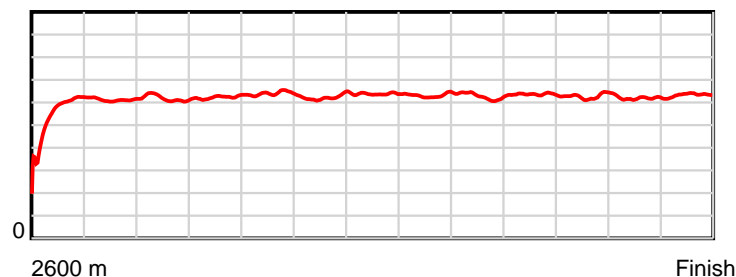
HRNZ and NZMTC and Thoroughbred Ratings Pty Ltd accepts no responsibility for the completeness or accuracy of any of the information contained herein, and makes no representations about its suitability for any particular purpose. Users should make their own judgements about those matters and/or seek independent advice. You assume all risks associated with use of the data provided on this page.

Race Results

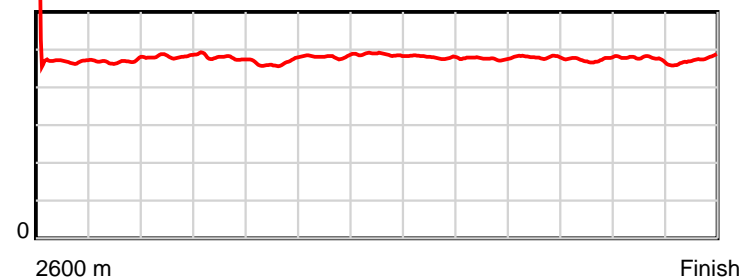
November 01, 2021, Race 8, , Distance 2600m, Addington - Survey 3200m

Result	TAB no.	Horse (Barrier)	2200m to	2000m to	1800m to	1600m to	1400m to	1200m to	1000m to	800m to	600m to	400m to	200m to	Total or	Margin
6th	3	Mikemaro (9)	2000m	1800m	1600m	1400m	1200m	1000m	800m	600m	400m	200m	WP	Average	
		Position in running (margin)	2(2.4)	3(2.1)	5(4.0)	5(5.0)	6(5.5)	7(5.6)	7(5.3)	6(4.9)	7(5.4)	9(5.9)	8(6.9)		5.20
		Sectional time (s)	15.74	15.38	14.78	15.37	15.44	15.27	15.39	15.14	15.15	15.28	15.18		
		Cumulative time (s)	168.12	152.38	137.00	122.22	106.85	91.41	76.14	60.75	45.61	30.46	15.18	3:20.46	
		Speed (m/s)	12.71	13.00	13.53	13.01	12.95	13.10	13.00	13.21	13.20	13.09	13.18	12.97	
		Stride length (m)	6.12	6.23	6.30	6.27	6.31	6.29	6.19	6.34	6.26	6.24	6.24	6.17	
		Stride duration (s)	0.482	0.479	0.465	0.482	0.487	0.480	0.476	0.480	0.474	0.476	0.474	0.476	
		Stride efficiency (%)	58.50	60.75	61.96	61.49	62.14	61.82	59.80	62.88	61.22	60.77	60.91	59.57	
		Stride count	32.69	32.08	31.76	31.88	31.72	31.80	32.33	31.53	31.95	32.07	32.03	421.11	

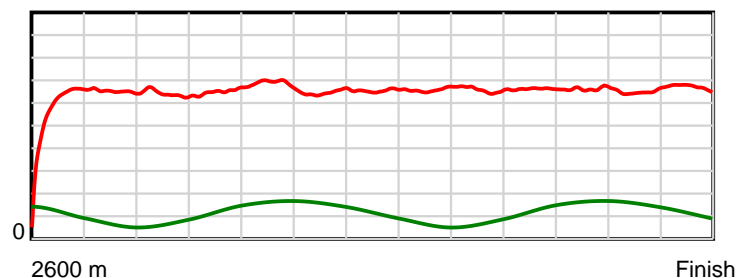
10 m Stride length



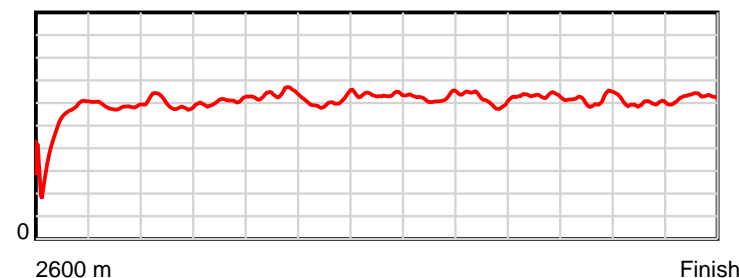
0.5 s Stride duration



20 m/sec Speed



100 % Stride efficiency



Note: Horizontal distance axis grid lines are 200m furlongs.

Disclaimer.

HRNZ and NZMTC and Thoroughbred Ratings Pty Ltd accepts no responsibility for the completeness or accuracy of any of the information contained herein, and makes no representations about its suitability for any particular purpose. Users should make their own judgements about those matters and/or seek independent advice. You assume all risks associated with use of the data provided on this page.



Race Results



November 01, 2021, Race 8, , Distance 2600m, Addington - Survey 3200m

Result	TAB no.	Horse (Barrier)	2600 to	2400m to
7th	12	Girls Let Loos... (11)	2400m	2200m
		Position in running (margin)	-	13(12.2)
		Sectional time (s)	19.20	15.89
		Cumulative time (s)	200.63	181.43
		Speed (m/s)	10.42	12.59
		Stride length (m)	5.62	5.99
		Stride duration (s)	0.481	0.476
		Stride efficiency (%)	49.32	56.16
		Stride count	35.60	33.36

Disclaimer.

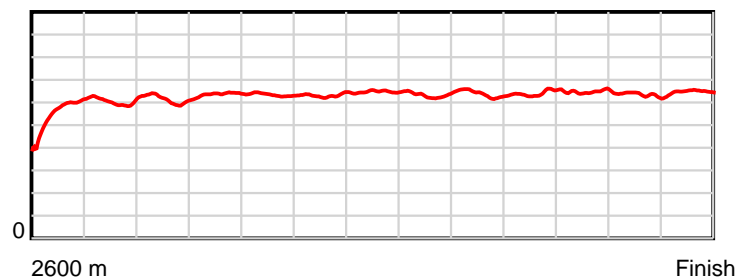
HRNZ and NZMTC and Thoroughbred Ratings Pty Ltd accepts no responsibility for the completeness or accuracy of any of the information contained herein, and makes no representations about its suitability for any particular purpose. Users should make their own judgements about those matters and/or seek independent advice. You assume all risks associated with use of the data provided on this page.

Race Results

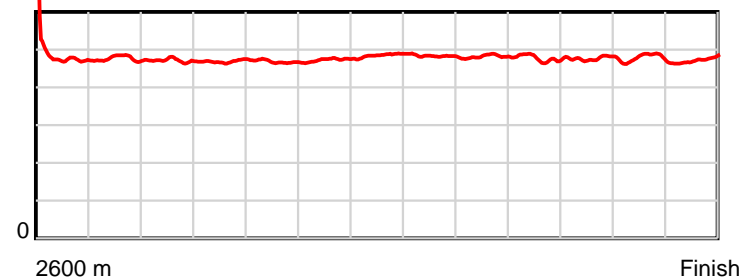
November 01, 2021, Race 8, , Distance 2600m, Addington - Survey 3200m

Result	TAB no.	Horse (Barrier)	2200m to	2000m to	1800m to	1600m to	1400m to	1200m to	1000m to	800m to	600m to	400m to	200m to	Total or	Margin
7th	12	Girls Let Loos... (11)	2000m	1800m	1600m	1400m	1200m	1000m	800m	600m	400m	200m	WP	Average	
		Position in running (margin)	12(17.2)	11(15.3)	10(12.9)	10(13.9)	10(11.4)	10(9.8)	12(10.3)	11(9.6)	12(8.1)	12(8.1)	13(9.4)		6.10
		Sectional time (s)	15.47	14.66	14.79	14.85	15.19	15.40	15.34	14.80	15.07	15.32	14.65		
		Cumulative time (s)	165.54	150.07	135.41	120.62	105.77	90.58	75.18	59.84	45.04	29.97	14.65	3:20.63	
		Speed (m/s)	12.93	13.64	13.52	13.47	13.17	12.99	13.04	13.51	13.27	13.05	13.65	12.96	
		Stride length (m)	6.09	6.40	6.33	6.37	6.38	6.28	6.28	6.45	6.33	6.23	6.45	6.24	
		Stride duration (s)	0.471	0.469	0.468	0.473	0.485	0.483	0.482	0.478	0.477	0.477	0.473	0.481	
		Stride efficiency (%)	57.94	63.91	62.68	63.41	63.68	61.54	61.61	65.10	62.56	60.59	65.05	60.80	
		Stride count	32.85	31.27	31.58	31.40	31.33	31.87	31.85	30.99	31.61	32.12	31.00	416.83	

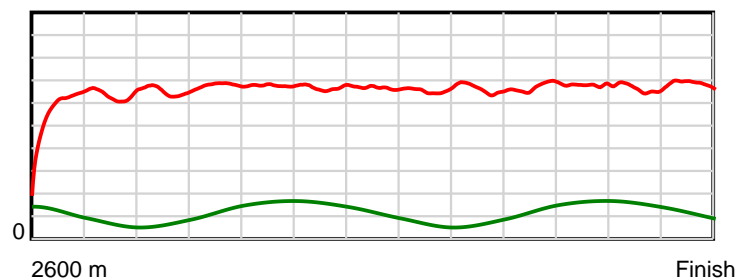
10 m Stride length



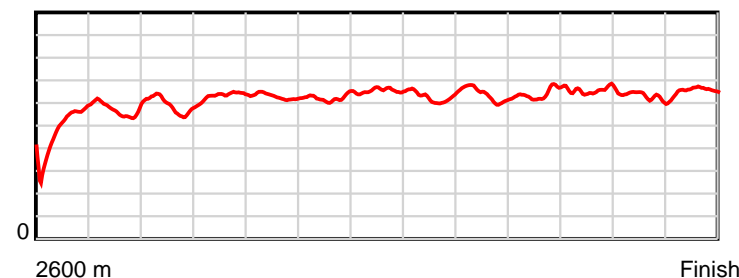
0.6 s Stride duration



20 m/sec Speed



100 % Stride efficiency



Note: Horizontal distance axis grid lines are 200m furlongs.

Disclaimer.

HRNZ and NZMTC and Thoroughbred Ratings Pty Ltd accepts no responsibility for the completeness or accuracy of any of the information contained herein, and makes no representations about its suitability for any particular purpose. Users should make their own judgements about those matters and/or seek independent advice. You assume all risks associated with use of the data provided on this page.



Race Results



November 01, 2021, Race 8, , Distance 2600m, Addington - Survey 3200m

Result	TAB no.	Horse (Barrier)	2600 to	2400m to
8th	4	Martha Stuart (10)	2400m	2200m
		Position in running (margin)	-	4(2.8)
		Sectional time (s)	17.60	15.24
		Cumulative time (s)	200.77	183.17
		Speed (m/s)	11.37	13.12
		Stride length (m)	5.20	5.75
		Stride duration (s)	0.439	0.438
		Stride efficiency (%)	42.29	51.58
		Stride count	38.45	34.81

Disclaimer.

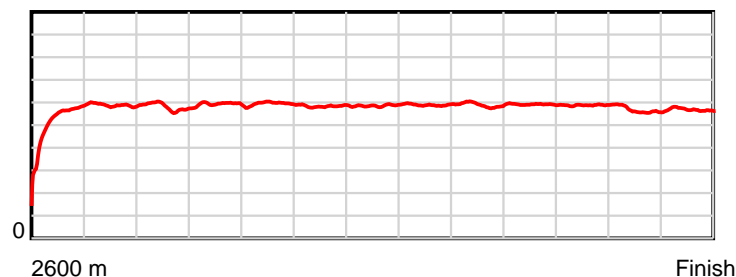
HRNZ and NZMTC and Thoroughbred Ratings Pty Ltd accepts no responsibility for the completeness or accuracy of any of the information contained herein, and makes no representations about its suitability for any particular purpose. Users should make their own judgements about those matters and/or seek independent advice. You assume all risks associated with use of the data provided on this page.

Race Results

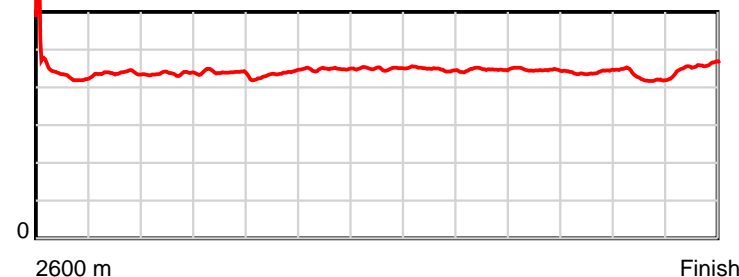
November 01, 2021, Race 8, , Distance 2600m, Addington - Survey 3200m

Result	TAB no.	Horse (Barrier)	2200m to	2000m to	1800m to	1600m to	1400m to	1200m to	1000m to	800m to	600m to	400m to	200m to	Total or	Margin
8th	4	Martha Stuart (10)	2000m	1800m	1600m	1400m	1200m	1000m	800m	600m	400m	200m	WP	Average	
		Position in running (margin)	3(3.9)	2(1.6)	1(0.0)	2(1.2)	3(2.5)	3(2.0)	2(1.7)	2(1.0)	2(1.3)	2(1.9)	3(2.2)		6.90
		Sectional time (s)	15.40	14.80	14.82	15.49	15.35	15.26	15.35	15.10	15.17	15.17	16.02		
		Cumulative time (s)	167.93	152.53	137.73	122.91	107.42	92.07	76.81	61.46	46.36	31.19	16.02	3:20.77	
		Speed (m/s)	12.99	13.51	13.50	12.91	13.03	13.11	13.03	13.25	13.18	13.18	12.48	12.95	
		Stride length (m)	5.66	5.93	5.88	5.79	5.86	5.87	5.83	5.91	5.80	5.63	5.71	5.75	
		Stride duration (s)	0.436	0.439	0.435	0.448	0.450	0.448	0.448	0.446	0.440	0.427	0.458	0.444	
		Stride efficiency (%)	50.14	55.02	53.96	52.36	53.69	53.80	53.13	54.52	52.53	49.53	50.98	51.64	
		Stride count	35.31	33.70	34.04	34.55	34.12	34.09	34.30	33.86	34.50	35.53	35.02	452.28	

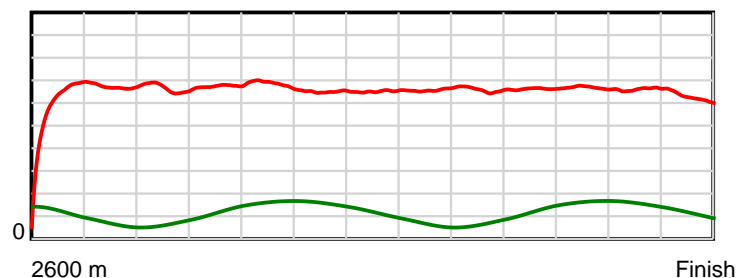
10 m Stride length



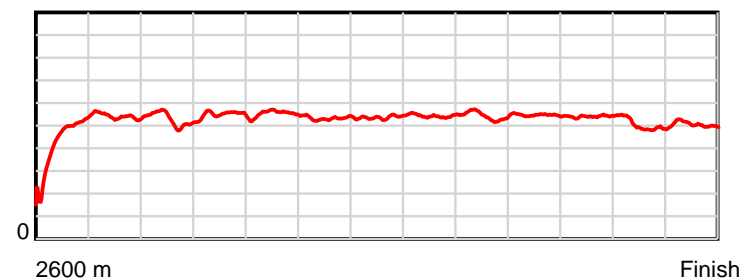
0.5 s Stride duration



20 m/sec Speed



100 % Stride efficiency



Note: Horizontal distance axis grid lines are 200m furlongs.

Disclaimer.

HRNZ and NZMTC and Thoroughbred Ratings Pty Ltd accepts no responsibility for the completeness or accuracy of any of the information contained herein, and makes no representations about its suitability for any particular purpose. Users should make their own judgements about those matters and/or seek independent advice. You assume all risks associated with use of the data provided on this page.



Race Results



November 01, 2021, Race 8, , Distance 2600m, Addington - Survey 3200m

Result	TAB no.	Horse (Barrier)	2600 to	2400m to
9th	2	Prince Teka (6)	2400m	2200m
		Position in running (margin)	-	3(2.1)
		Sectional time (s)	17.32	15.40
		Cumulative time (s)	200.88	183.56
		Speed (m/s)	11.55	12.99
		Stride length (m)	5.35	5.95
		Stride duration (s)	0.452	0.458
		Stride efficiency (%)	44.73	55.25
		Stride count	37.38	33.64

Disclaimer.

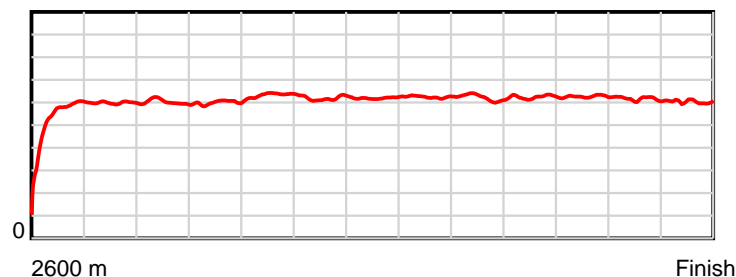
HRNZ and NZMTC and Thoroughbred Ratings Pty Ltd accepts no responsibility for the completeness or accuracy of any of the information contained herein, and makes no representations about its suitability for any particular purpose. Users should make their own judgements about those matters and/or seek independent advice. You assume all risks associated with use of the data provided on this page.

Race Results

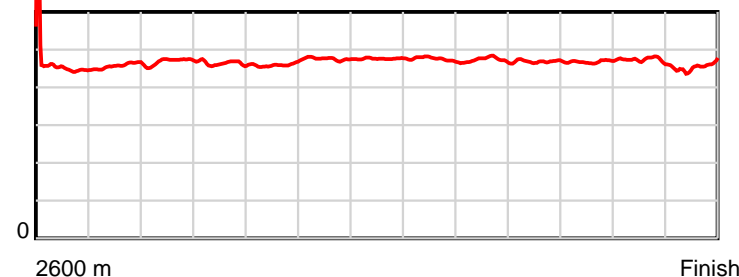
November 01, 2021, Race 8, , Distance 2600m, Addington - Survey 3200m

Result	TAB no.	Horse (Barrier)	2200m to	2000m to	1800m to	1600m to	1400m to	1200m to	1000m to	800m to	600m to	400m to	200m to	Total or	Margin
9th	2	Prince Teka (6)	2000m	1800m	1600m	1400m	1200m	1000m	800m	600m	400m	200m	WP	Average	
		Position in running (margin)	4(4.2)	4(3.8)	6(6.2)	7(6.2)	8(7.5)	8(7.3)	9(7.4)	9(6.9)	10(6.5)	10(7.0)	12(8.9)		7.50
		Sectional time (s)	15.73	15.47	14.61	15.49	15.41	15.32	15.37	14.99	15.16	15.42	15.19		
		Cumulative time (s)	168.16	152.43	136.96	122.35	106.86	91.45	76.13	60.76	45.77	30.61	15.19	3:20.88	
		Speed (m/s)	12.71	12.93	13.69	12.91	12.98	13.05	13.01	13.34	13.19	12.97	13.17	12.94	
		Stride length (m)	5.96	6.00	6.29	6.15	6.18	6.20	6.15	6.26	6.18	6.13	6.02	6.05	
		Stride duration (s)	0.469	0.464	0.460	0.476	0.476	0.475	0.473	0.469	0.468	0.473	0.457	0.468	
		Stride efficiency (%)	55.50	56.29	61.89	59.05	59.65	60.05	59.09	61.15	59.63	58.70	56.54	57.24	
		Stride count	33.56	33.32	31.78	32.53	32.37	32.26	32.52	31.97	32.38	32.63	33.25	429.59	

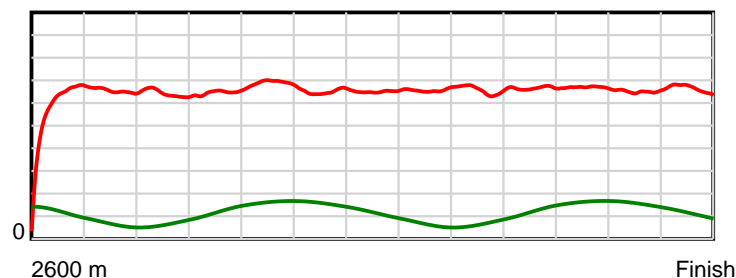
10 m Stride length



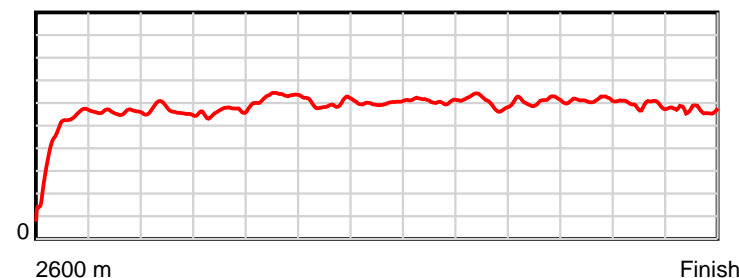
0.5 s Stride duration



20 m/sec Speed



100 % Stride efficiency



Note: Horizontal distance axis grid lines are 200m furlongs.

Disclaimer.

HRNZ and NZMTC and Thoroughbred Ratings Pty Ltd accepts no responsibility for the completeness or accuracy of any of the information contained herein, and makes no representations about its suitability for any particular purpose. Users should make their own judgements about those matters and/or seek independent advice. You assume all risks associated with use of the data provided on this page.



Race Results



November 01, 2021, Race 8, , Distance 2600m, Addington - Survey 3200m

Result	TAB no.	Horse (Barrier)	2600 to	2400m to
10th	14	Red Harbour (0)	2400m	2200m
		Position in running (margin)	-	14(13.3)
		Sectional time (s)	19.26	15.73
		Cumulative time (s)	201.33	182.07
		Speed (m/s)	10.39	12.71
		Stride length (m)	5.34	5.74
		Stride duration (s)	0.449	0.452
		Stride efficiency (%)	44.56	51.53
		Stride count	37.45	34.83

Disclaimer.

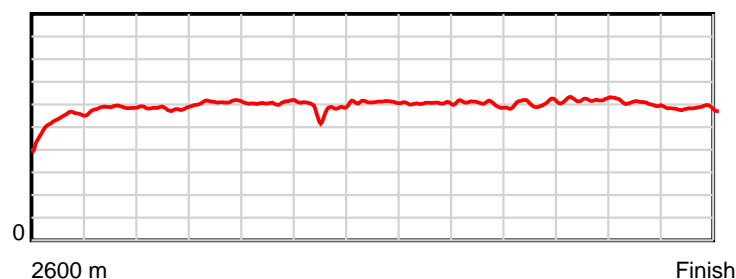
HRNZ and NZMTC and Thoroughbred Ratings Pty Ltd accepts no responsibility for the completeness or accuracy of any of the information contained herein, and makes no representations about its suitability for any particular purpose. Users should make their own judgements about those matters and/or seek independent advice. You assume all risks associated with use of the data provided on this page.

Race Results

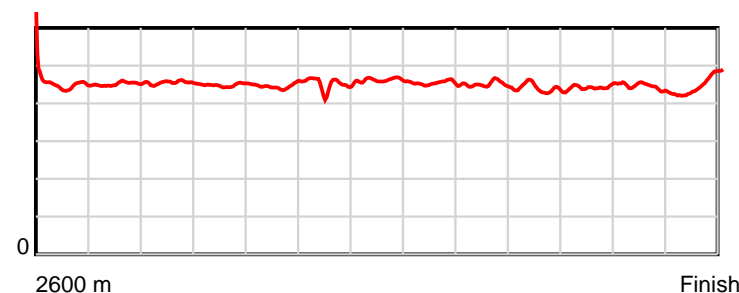
November 01, 2021, Race 8, , Distance 2600m, Addington - Survey 3200m

Result	TAB no.	Horse (Barrier)	2200m to	2000m to	1800m to	1600m to	1400m to	1200m to	1000m to	800m to	600m to	400m to	200m to	Total or	Margin
10th	14	Red Harbour (0)	2000m	1800m	1600m	1400m	1200m	1000m	800m	600m	400m	200m	WP	Average	
		Position in running (margin)	13(17.4)	13(17.6)	12(15.2)	12(15.9)	13(16.6)	13(14.9)	13(14.0)	13(12.3)	13(9.2)	13(8.4)	11(8.1)		10.00
		Sectional time (s)	15.83	14.67	14.74	15.39	15.16	15.15	15.17	14.55	14.94	15.06	15.68		
		Cumulative time (s)	166.34	150.51	135.84	121.10	105.71	90.55	75.40	60.23	45.68	30.74	15.68	3:21.33	
		Speed (m/s)	12.63	13.63	13.57	13.00	13.19	13.20	13.18	13.75	13.39	13.28	12.76	12.91	
		Stride length (m)	5.74	6.12	6.05	5.85	6.09	5.99	5.94	6.04	5.94	5.87	5.78	5.88	
		Stride duration (s)	0.454	0.449	0.446	0.450	0.462	0.453	0.450	0.439	0.443	0.442	0.453	0.455	
		Stride efficiency (%)	51.43	58.49	57.25	53.52	58.02	55.98	55.09	57.04	55.08	53.93	52.26	53.98	
		Stride count	34.86	32.69	33.04	34.17	32.82	33.42	33.68	33.10	33.69	34.04	34.59	442.38	

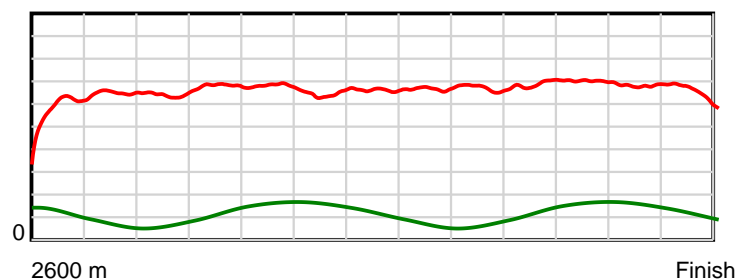
10 m Stride length



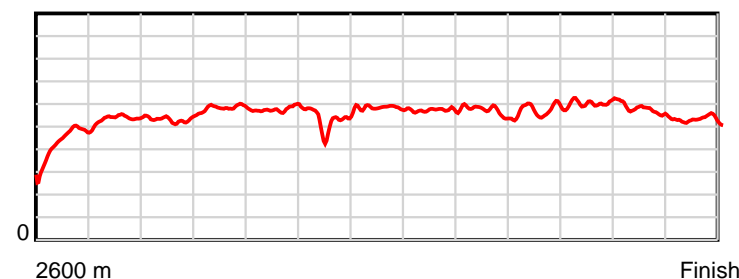
0.6 s Stride duration



20 m/sec Speed



100 % Stride efficiency



Note: Horizontal distance axis grid lines are 200m furlongs.

Disclaimer.

HRNZ and NZMTC and Thoroughbred Ratings Pty Ltd accepts no responsibility for the completeness or accuracy of any of the information contained herein, and makes no representations about its suitability for any particular purpose. Users should make their own judgements about those matters and/or seek independent advice. You assume all risks associated with use of the data provided on this page.



Race Results



November 01, 2021, Race 8, , Distance 2600m, Addington - Survey 3200m

Result	TAB no.	Horse (Barrier)	2600 to	2400m to
11th	10	BJ Lindenny (7)	2400m	2200m
		Position in running (margin)	-	8(6.5)
		Sectional time (s)	18.05	15.47
		Cumulative time (s)	201.56	183.51
		Speed (m/s)	11.08	12.93
		Stride length (m)	5.33	5.80
		Stride duration (s)	0.438	0.448
		Stride efficiency (%)	44.38	52.52
		Stride count	37.53	34.50

Disclaimer.

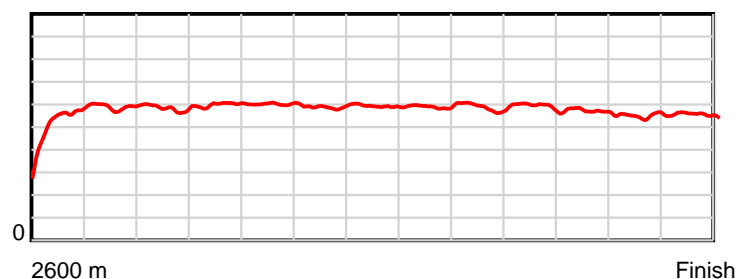
HRNZ and NZMTC and Thoroughbred Ratings Pty Ltd accepts no responsibility for the completeness or accuracy of any of the information contained herein, and makes no representations about its suitability for any particular purpose. Users should make their own judgements about those matters and/or seek independent advice. You assume all risks associated with use of the data provided on this page.

Race Results

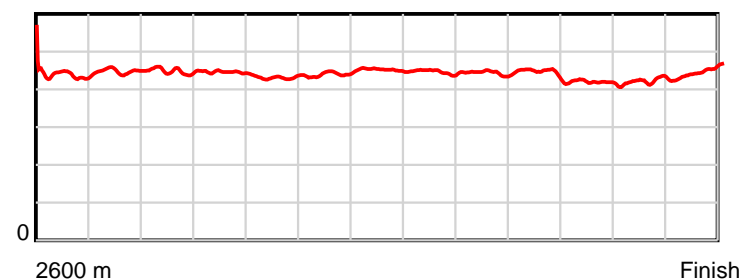
November 01, 2021, Race 8, , Distance 2600m, Addington - Survey 3200m

Result	TAB no.	Horse (Barrier)	2200m to	2000m to	1800m to	1600m to	1400m to	1200m to	1000m to	800m to	600m to	400m to	200m to	Total or	Margin
11th	10	BJ Lindenny (7)	2000m	1800m	1600m	1400m	1200m	1000m	800m	600m	400m	200m	WP	Average	
		Position in running (margin)	7(9.0)	7(7.6)	7(6.4)	6(6.1)	5(4.2)	4(3.0)	5(3.3)	5(3.1)	4(2.8)	4(3.1)	7(6.0)		11.30
		Sectional time (s)	15.57	14.86	14.55	14.96	15.24	15.35	15.42	15.01	15.13	15.59	16.36		
		Cumulative time (s)	168.04	152.47	137.61	123.06	108.10	92.86	77.51	62.09	47.08	31.95	16.36	3:21.56	
		Speed (m/s)	12.85	13.46	13.75	13.37	13.12	13.03	12.97	13.32	13.22	12.83	12.22	12.90	
		Stride length (m)	5.76	5.99	5.93	5.88	5.93	5.82	5.75	5.91	5.53	5.43	5.49	5.73	
		Stride duration (s)	0.448	0.445	0.432	0.440	0.452	0.447	0.443	0.443	0.419	0.423	0.449	0.444	
		Stride efficiency (%)	51.81	56.11	55.00	53.99	54.94	52.88	51.64	54.57	47.84	46.08	47.07	51.24	
		Stride count	34.74	33.38	33.71	34.02	33.73	34.38	34.79	33.84	36.15	36.83	36.44	454.04	

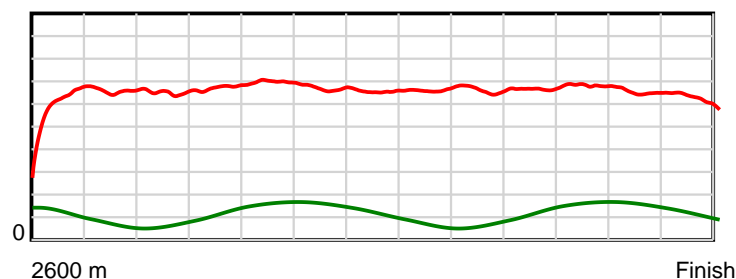
10 m Stride length



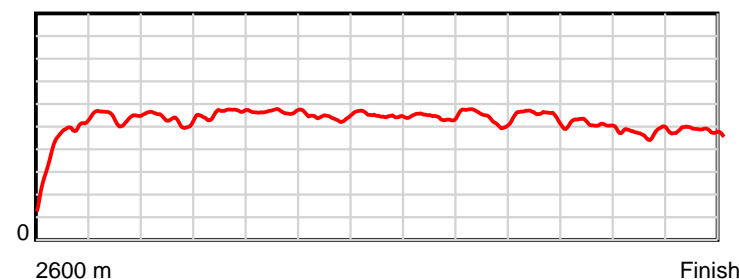
0.6 s Stride duration



20 m/sec Speed



100 % Stride efficiency



Note: Horizontal distance axis grid lines are 200m furlongs.

Disclaimer.

HRNZ and NZMTC and Thoroughbred Ratings Pty Ltd accepts no responsibility for the completeness or accuracy of any of the information contained herein, and makes no representations about its suitability for any particular purpose. Users should make their own judgements about those matters and/or seek independent advice. You assume all risks associated with use of the data provided on this page.



Race Results



November 01, 2021, Race 8, , Distance 2600m, Addington - Survey 3200m

Result	TAB no.	Horse (Barrier)	2600 to	2400m to
12th	5	Ali Lindenny (12)	2400m	2200m
		Position in running (margin)	-	1(0.0)
		Sectional time (s)	17.15	15.05
		Cumulative time (s)	201.62	184.47
		Speed (m/s)	11.66	13.29
		Stride length (m)	4.84	5.70
		Stride duration (s)	0.414	0.429
		Stride efficiency (%)	36.60	50.81
		Stride count	41.32	35.07

Disclaimer.

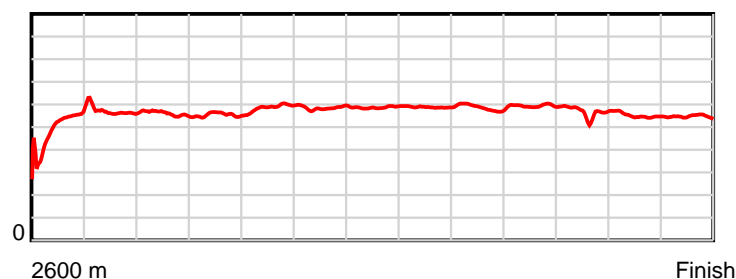
HRNZ and NZMTC and Thoroughbred Ratings Pty Ltd accepts no responsibility for the completeness or accuracy of any of the information contained herein, and makes no representations about its suitability for any particular purpose. Users should make their own judgements about those matters and/or seek independent advice. You assume all risks associated with use of the data provided on this page.

Race Results

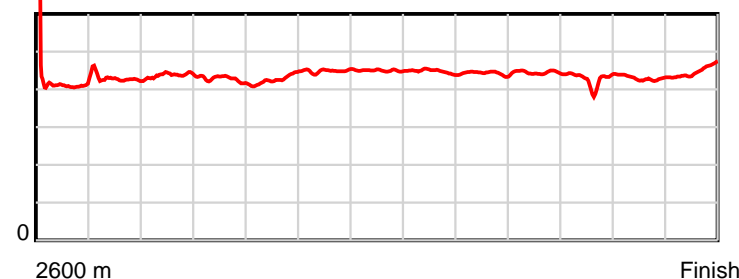
November 01, 2021, Race 8, , Distance 2600m, Addington - Survey 3200m

Result	TAB no.	Horse (Barrier)	2200m to	2000m to	1800m to	1600m to	1400m to	1200m to	1000m to	800m to	600m to	400m to	200m to	Total or	Margin
12th	5	Ali Lindenny (12)	2000m	1800m	1600m	1400m	1200m	1000m	800m	600m	400m	200m	WP	Average	
		Position in running (margin)	1(0.0)	1(0.0)	3(2.2)	4(2.9)	4(3.7)	5(3.6)	4(3.2)	4(2.7)	5(2.9)	6(3.4)	6(5.7)		11.60
		Sectional time (s)	15.79	15.43	14.74	15.40	15.43	15.24	15.37	15.09	15.16	15.49	16.28		
		Cumulative time (s)	169.42	153.63	138.20	123.46	108.06	92.63	77.39	62.02	46.93	31.77	16.28	3:21.62	
		Speed (m/s)	12.67	12.96	13.57	12.99	12.96	13.12	13.01	13.25	13.19	12.91	12.29	12.90	
		Stride length (m)	5.51	5.54	5.79	5.83	5.83	5.86	5.76	5.90	5.64	5.54	5.51	5.62	
		Stride duration (s)	0.435	0.428	0.427	0.449	0.450	0.447	0.443	0.445	0.427	0.429	0.448	0.436	
		Stride efficiency (%)	47.51	48.01	52.44	53.07	53.10	53.75	51.92	54.37	49.63	48.02	47.45	49.39	
		Stride count	36.27	36.08	34.53	34.32	34.31	34.10	34.70	33.91	35.49	36.08	36.30	462.48	

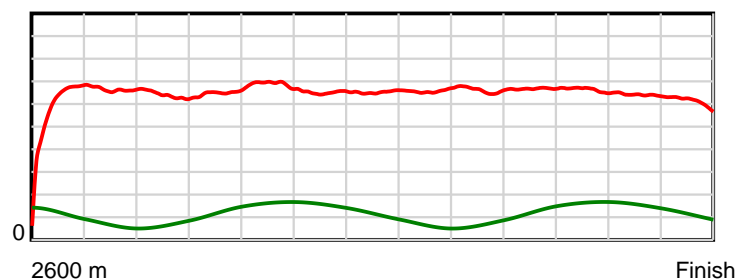
10 m Stride length



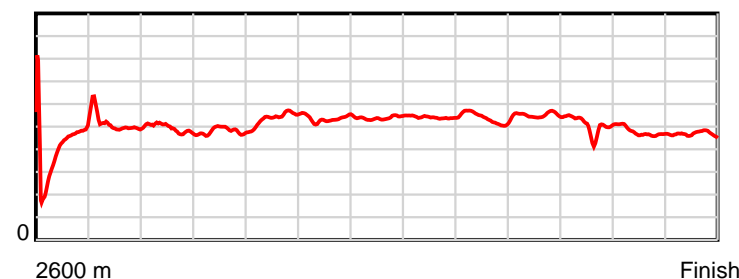
0.5 s Stride duration



20 m/sec Speed



100 % Stride efficiency



Note: Horizontal distance axis grid lines are 200m furlongs.

Disclaimer.

HRNZ and NZMTC and Thoroughbred Ratings Pty Ltd accepts no responsibility for the completeness or accuracy of any of the information contained herein, and makes no representations about its suitability for any particular purpose. Users should make their own judgements about those matters and/or seek independent advice. You assume all risks associated with use of the data provided on this page.



Race Results



November 01, 2021, Race 8, , Distance 2600m, Addington - Survey 3200m

Result	TAB no.	Horse (Barrier)	2600 to	2400m to
13th	1	Blink N Bones (5)	2400m	2200m
		Position in running (margin)	-	5(2.8)
		Sectional time (s)	17.49	19.02
		Cumulative time (s)	202.41	184.92
		Speed (m/s)	11.44	10.52
		Stride length (m)	5.47	5.03
		Stride duration (s)	0.476	0.479
		Stride efficiency (%)	46.79	39.57
		Stride count	36.55	39.74

Disclaimer.

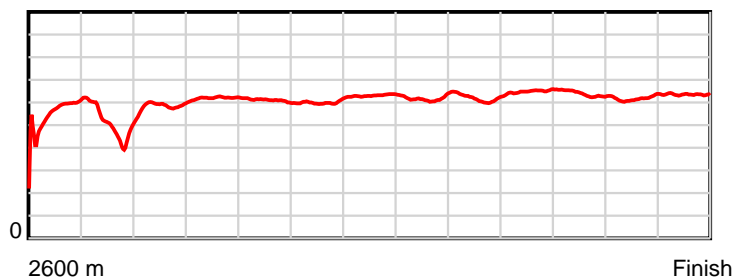
HRNZ and NZMTC and Thoroughbred Ratings Pty Ltd accepts no responsibility for the completeness or accuracy of any of the information contained herein, and makes no representations about its suitability for any particular purpose. Users should make their own judgements about those matters and/or seek independent advice. You assume all risks associated with use of the data provided on this page.

Race Results

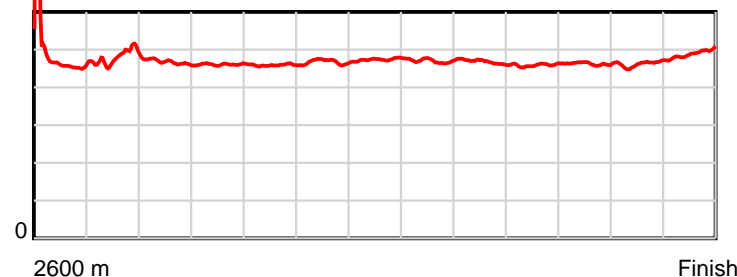
November 01, 2021, Race 8, , Distance 2600m, Addington - Survey 3200m

Result	TAB no.	Horse (Barrier)	2200m to	2000m to	1800m to	1600m to	1400m to	1200m to	1000m to	800m to	600m to	400m to	200m to	Total or	Margin
13th	1	Blink N Bones (5)	2000m	1800m	1600m	1400m	1200m	1000m	800m	600m	400m	200m	WP	Average	
		Position in running (margin)	14(26.6)	14(28.0)	14(26.8)	14(30.3)	14(30.9)	14(28.0)	14(27.1)	14(25.5)	14(20.1)	14(17.8)	14(16.2)		16.00
		Sectional time (s)	16.02	14.86	15.21	15.37	14.95	15.16	15.20	14.16	14.69	14.84	15.44		
		Cumulative time (s)	165.90	149.88	135.02	119.81	104.44	89.49	74.33	59.13	44.97	30.28	15.44	3:22.41	
		Speed (m/s)	12.48	13.46	13.15	13.01	13.38	13.19	13.16	14.12	13.61	13.48	12.95	12.85	
		Stride length (m)	5.83	6.20	6.03	6.08	6.34	6.20	6.15	6.49	6.29	6.23	6.23	6.02	
		Stride duration (s)	0.467	0.461	0.459	0.468	0.474	0.470	0.467	0.459	0.462	0.463	0.481	0.469	
		Stride efficiency (%)	53.04	60.13	56.82	57.85	62.75	60.05	59.03	65.80	61.88	60.73	60.73	56.60	
		Stride count	34.33	32.24	33.17	32.87	31.56	32.26	32.54	30.82	31.78	32.08	32.08	432.02	

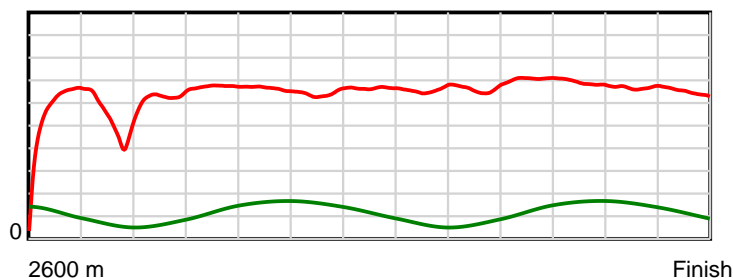
10 m Stride length



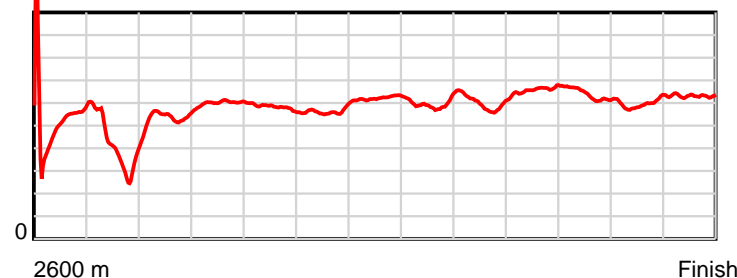
0.5 s Stride duration



20 m/sec Speed



100 % Stride efficiency



Note: Horizontal distance axis grid lines are 200m furlongs.

Disclaimer.

HRNZ and NZMTC and Thoroughbred Ratings Pty Ltd accepts no responsibility for the completeness or accuracy of any of the information contained herein, and makes no representations about its suitability for any particular purpose. Users should make their own judgements about those matters and/or seek independent advice. You assume all risks associated with use of the data provided on this page.



Race Results



November 01, 2021, Race 8, , Distance 2600m, Addington - Survey 3200m

Result	TAB no.	Horse (Barrier)	2600 to	2400m to
14th	7	Maui (15)	2400m	2200m
		Position in running (margin)	-	7(5.0)
		Sectional time (s)	17.88	15.32
		Cumulative time (s)	203.11	185.23
		Speed (m/s)	11.19	13.05
		Stride length (m)	5.31	6.02
		Stride duration (s)	0.464	0.461
		Stride efficiency (%)	44.02	56.67
		Stride count	37.68	33.21

Disclaimer.

HRNZ and NZMTC and Thoroughbred Ratings Pty Ltd accepts no responsibility for the completeness or accuracy of any of the information contained herein, and makes no representations about its suitability for any particular purpose. Users should make their own judgements about those matters and/or seek independent advice. You assume all risks associated with use of the data provided on this page.

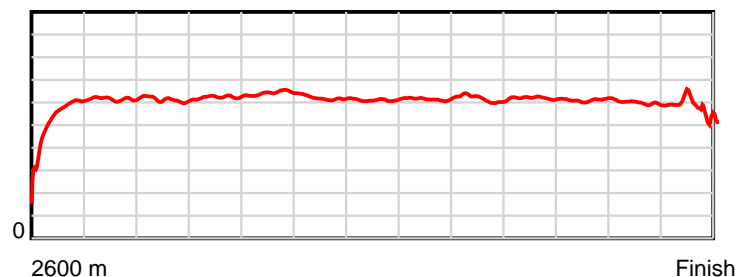
Race Results

November 01, 2021, Race 8, , Distance 2600m, Addington - Survey 3200m

Result	TAB no.	Horse (Barrier)	2200m to	2000m to	1800m to	1600m to	1400m to	1200m to	1000m to	800m to	600m to	400m to	200m to	Total or	Margin
14th	7	Maui (15)	2000m	1800m	1600m	1400m	1200m	1000m	800m	600m	400m	200m	WP	Average	
		Position in running (margin)	6(6.6)	6(6.5)	4(3.7)	3(2.5)	2(1.9)	2(1.1)	3(1.9)	3(1.2)	3(1.3)	3(3.0)	10(7.7)		19.90
		Sectional time (s)	15.77	14.60	14.42	15.18	15.31	15.44	15.34	15.08	15.36	15.89	17.52		
		Cumulative time (s)	169.91	154.14	139.54	125.12	109.94	94.63	79.19	63.85	48.77	33.41	17.52	3:23.11	
		Speed (m/s)	12.68	13.70	13.87	13.18	13.06	12.95	13.04	13.26	13.02	12.59	11.42	12.80	
		Stride length (m)	5.98	6.29	6.32	6.14	6.07	6.05	6.05	6.18	5.97	5.91	5.53	5.97	
		Stride duration (s)	0.471	0.459	0.456	0.466	0.465	0.467	0.464	0.466	0.459	0.469	0.485	0.467	
		Stride efficiency (%)	55.79	61.73	62.47	58.85	57.67	57.19	57.20	59.68	55.79	54.49	47.80	55.75	
		Stride count	33.47	31.82	31.63	32.59	32.92	33.06	33.06	32.36	33.47	33.87	36.16	435.30	

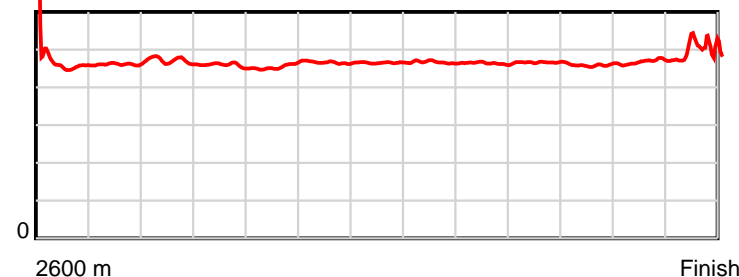
10 m

Stride length



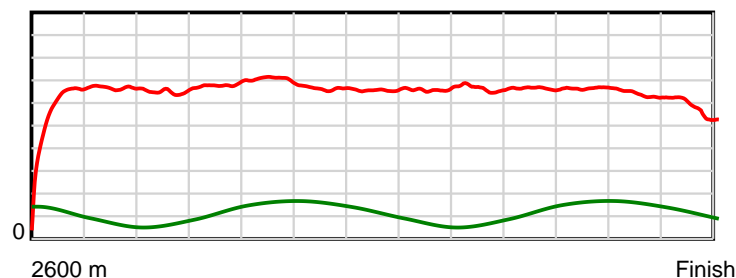
0.5 s

Stride duration



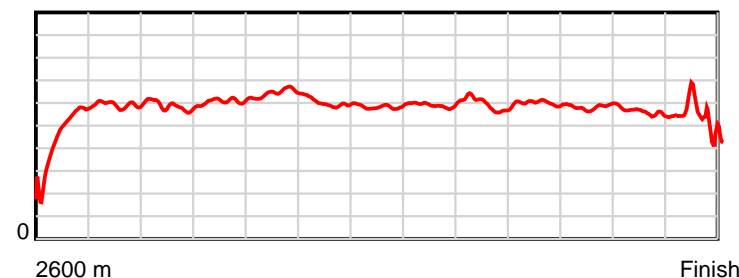
20 m/sec

Speed



100 %

Stride efficiency



Note: Horizontal distance axis grid lines are 200m furlongs.

Disclaimer.

HRNZ and NZMTC and Thoroughbred Ratings Pty Ltd accepts no responsibility for the completeness or accuracy of any of the information contained herein, and makes no representations about its suitability for any particular purpose. Users should make their own judgements about those matters and/or seek independent advice. You assume all risks associated with use of the data provided on this page.



Race Results



November 01, 2021, Race 8, , Distance 2600m, Addington - Survey 3200m

Result	TAB no.	Horse (Barrier)	2600 to	2400m to
15th	8	Postgrad Succe... (3)	2400m	2200m
		Position in running (margin)	-	15(25.1)
		Sectional time (s)	21.26	17.23
		Cumulative time (s)	206.84	185.58
		Speed (m/s)	9.41	11.61
		Stride length (m)	7.86	6.31
		Stride duration (s)	0.830	0.544
		Stride efficiency (%)	96.66	62.21
		Stride count	25.43	31.70

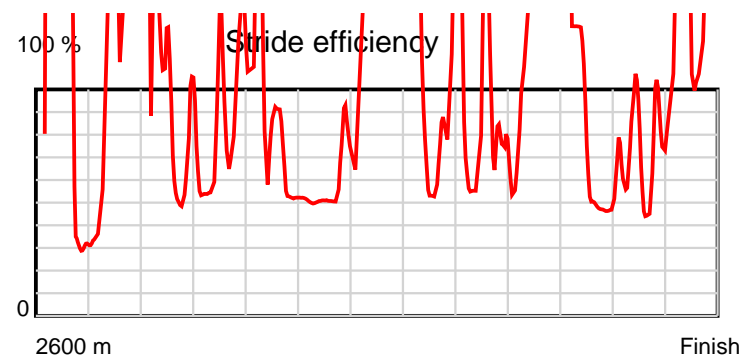
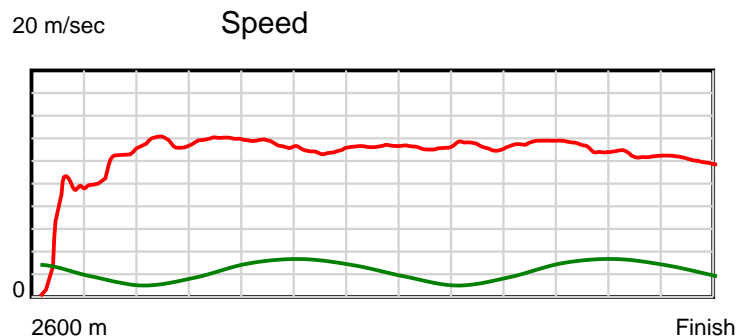
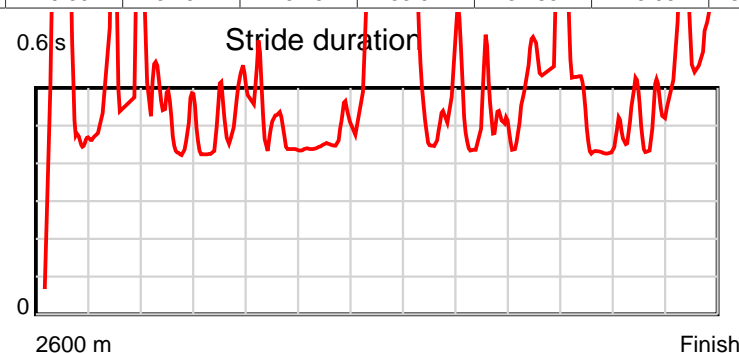
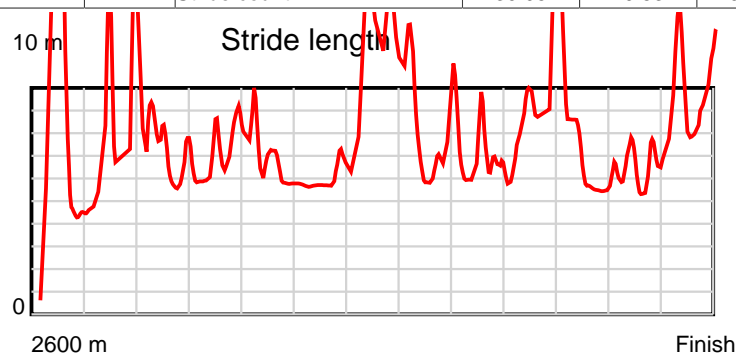
Disclaimer.

HRNZ and NZMTC and Thoroughbred Ratings Pty Ltd accepts no responsibility for the completeness or accuracy of any of the information contained herein, and makes no representations about its suitability for any particular purpose. Users should make their own judgements about those matters and/or seek independent advice. You assume all risks associated with use of the data provided on this page.

Race Results

November 01, 2021, Race 8, , Distance 2600m, Addington - Survey 3200m

Result	TAB no.	Horse (Barrier)	2200m to	2000m to	1800m to	1600m to	1400m to	1200m to	1000m to	800m to	600m to	400m to	200m to	Total or	Margin
15th	8	Postgrad Succe... (3)	2000m	1800m	1600m	1400m	1200m	1000m	800m	600m	400m	200m	WP	Average	
		Position in running (margin)	15(38.2)	15(33.1)	15(28.8)	15(32.2)	15(33.0)	15(30.2)	15(30.4)	15(29.1)	15(26.2)	15(28.6)	15(33.8)		40.60
		Sectional time (s)	14.94	14.36	15.18	15.41	14.98	15.34	15.25	14.58	15.47	15.97	16.87		
		Cumulative time (s)	168.35	153.41	139.05	123.87	108.46	93.48	78.14	62.89	48.31	32.84	16.87	3:26.84	
		Speed (m/s)	13.39	13.93	13.18	12.98	13.35	13.04	13.11	13.72	12.93	12.52	11.86	12.57	
		Stride length (m)	6.46	6.77	5.95	5.89	10.92	6.81	6.18	8.42	5.90	6.28	8.68	6.88	
		Stride duration (s)	0.483	0.486	0.451	0.454	0.818	0.522	0.471	0.614	0.456	0.501	0.732	0.547	
		Stride efficiency (%)	65.27	71.66	55.28	54.24	186.27	72.37	59.66	110.86	54.37	61.62	117.64	74.00	
		Stride count	30.95	29.53	33.63	33.95	18.32	29.39	32.37	23.75	33.91	31.85	23.05	377.83	



Note: Horizontal distance axis grid lines are 200m furlongs.

Disclaimer.

HRNZ and NZMTC and Thoroughbred Ratings Pty Ltd accepts no responsibility for the completeness or accuracy of any of the information contained herein, and makes no representations about its suitability for any particular purpose. Users should make their own judgements about those matters and/or seek independent advice. You assume all risks associated with use of the data provided on this page.



Race Results



November 01, 2021, Race 8, , Distance 2600m, Addington - Survey 3200m

Result	TAB no.	Horse (Barrier)	2600 to	2400m to
16th	15	Crusher Collin... (2)	2400m	2200m
		Position in running (margin)	-	16(119.0)
		Sectional time (s)	36.79	20.08
		Cumulative time (s)	229.48	192.69
		Speed (m/s)	5.44	9.96
		Stride length (m)	4.26	5.32
		Stride duration (s)	0.491	0.534
		Stride efficiency (%)	28.31	44.21
		Stride count	46.98	37.60

Disclaimer.

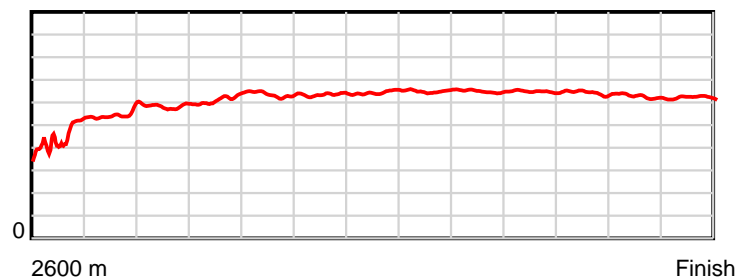
HRNZ and NZMTC and Thoroughbred Ratings Pty Ltd accepts no responsibility for the completeness or accuracy of any of the information contained herein, and makes no representations about its suitability for any particular purpose. Users should make their own judgements about those matters and/or seek independent advice. You assume all risks associated with use of the data provided on this page.

Race Results

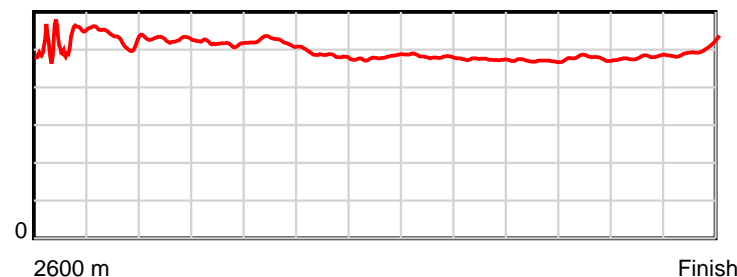
November 01, 2021, Race 8, , Distance 2600m, Addington - Survey 3200m

Result	TAB no.	Horse (Barrier)	2200m to	2000m to	1800m to	1600m to	1400m to	1200m to	1000m to	800m to	600m to	400m to	200m to	Total or	Margin
16th	15	Crusher Collin... (2)	2000m	1800m	1600m	1400m	1200m	1000m	800m	600m	400m	200m	WP	Average	
		Position in running (margin)	16(149.2)	16(166.3)	16(176.2)	16(188.6)	16(188.2)	16(184.4)	16(181.7)	16(177.2)	16(173.7)	16(173.5)	16(174.3)		166.40
		Sectional time (s)	18.65	16.72	16.67	15.21	14.81	14.86	14.71	14.48	15.05	15.23	16.22		
		Cumulative time (s)	172.61	153.96	137.24	120.57	105.36	90.55	75.69	60.98	46.50	31.45	16.22	3:49.48	
		Speed (m/s)	10.72	11.96	12.00	13.15	13.50	13.46	13.60	13.81	13.29	13.13	12.33	11.33	
		Stride length (m)	5.65	6.17	6.24	6.36	6.49	6.47	6.43	6.50	6.35	6.31	6.20	5.98	
		Stride duration (s)	0.527	0.516	0.520	0.484	0.480	0.481	0.473	0.471	0.478	0.481	0.503	0.528	
		Stride efficiency (%)	49.92	59.46	60.93	63.13	65.77	65.39	64.67	66.01	62.99	62.26	60.12	55.84	
		Stride count	35.39	32.42	32.03	31.47	30.83	30.92	31.09	30.77	31.50	31.69	32.25	434.94	

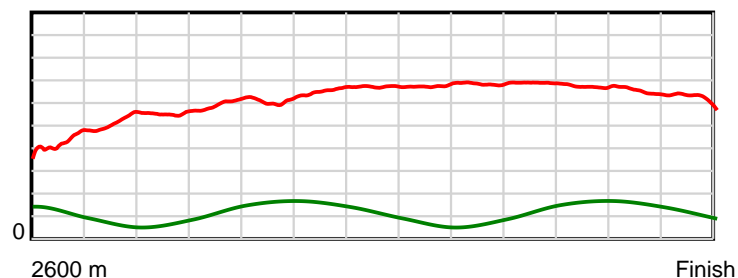
10 m Stride length



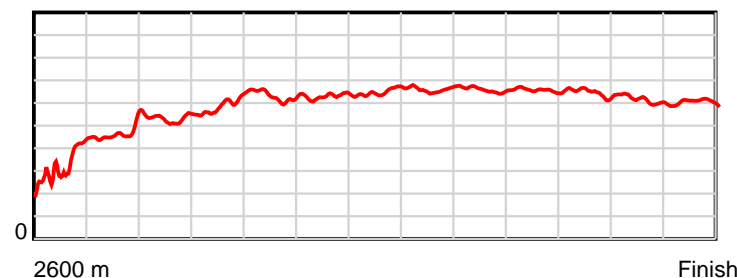
0.6 s Stride duration



20 m/sec Speed



100 % Stride efficiency



Note: Horizontal distance axis grid lines are 200m furlongs.

Disclaimer.

HRNZ and NZMTC and Thoroughbred Ratings Pty Ltd accepts no responsibility for the completeness or accuracy of any of the information contained herein, and makes no representations about its suitability for any particular purpose. Users should make their own judgements about those matters and/or seek independent advice. You assume all risks associated with use of the data provided on this page.