



## Race Results

NZ Metropolitan Trotting Club Inc, HRNZ, January 27, 2023

Compilation date: January 27, 2023, 6:01:10 PM (NZDT)

Copyright © 2023 HRNZ and NZMTC. All rights reserved.

### Trademarks.

StrideMASTER is a registered trademark of Thoroughbred Ratings Pty Ltd.

### Disclaimer.

HRNZ and NZMTC and Thoroughbred Ratings Pty Ltd accepts no responsibility for the completeness or accuracy of any of the information contained herein, and makes no representations about its suitability for any particular purpose. Users should make their own judgements about those matters and/or seek independent advice. You assume all risks associated with use of the data provided on this page.



# Race Results



January 27, 2023, Race 2, HYDROFLOW MOBILE PACE, Distance 2600m, Addington - Survey 3200m

Result	TAB no.	Horse (Barrier)	2600 to	2400m to
1st	3	<b>Dalton Shard (2)</b>	<b>2400m</b>	<b>2200m</b>
		Position in running (margin)	-	2(0.4)
		Sectional time (s)	12.87	13.66
		Cumulative time (s)	193.03	180.16
		Speed (m/s)	15.54	14.64
		Stride length (m)	6.38	6.27
		Stride duration (s)	0.407	0.428
		Stride efficiency (%)	63.65	61.43
		Stride count	31.34	31.90

#### Disclaimer.

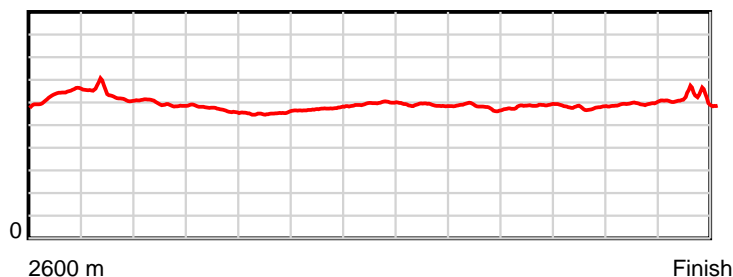
HRNZ and NZMTC and Thoroughbred Ratings Pty Ltd accepts no responsibility for the completeness or accuracy of any of the information contained herein, and makes no representations about its suitability for any particular purpose. Users should make their own judgements about those matters and/or seek independent advice. You assume all risks associated with use of the data provided on this page.

# Race Results

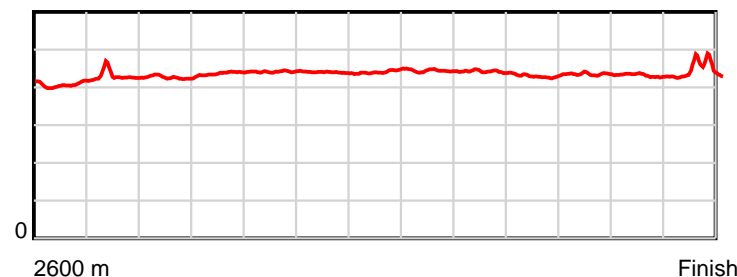
January 27, 2023, Race 2, HYDROFLOW MOBILE PACE, Distance 2600m, Addington - Survey 3200m

Result	TAB no.	Horse (Barrier)	2200m to	2000m to	1800m to	1600m to	1400m to	1200m to	1000m to	800m to	600m to	400m to	200m to	Total or	Margin
1st	3	Dalton Shard (2)	2000m	1800m	1600m	1400m	1200m	1000m	800m	600m	400m	200m	WP	Average	
		Position in running (margin)	2(1.7)	2(0.6)	2(0.9)	2(1.8)	3(2.8)	3(2.3)	2(2.0)	2(0.2)	1(0.0)	2(0.1)	2(0.4)		0.00
		Sectional time (s)	14.77	15.33	16.33	15.38	14.82	15.14	15.50	14.67	15.50	14.60	14.46		
		Cumulative time (s)	166.50	151.73	136.40	120.07	104.69	89.87	74.73	59.23	44.56	29.06	14.46	3:13.03	
		Speed (m/s)	13.54	13.05	12.25	13.00	13.50	13.21	12.90	13.63	12.90	13.70	13.83	13.47	
		Stride length (m)	5.77	5.70	5.41	5.72	5.96	5.86	5.70	5.86	5.61	5.91	6.09	5.85	
		Stride duration (s)	0.426	0.437	0.442	0.439	0.442	0.443	0.442	0.430	0.435	0.432	0.440	0.435	
		Stride efficiency (%)	52.08	50.85	45.70	51.05	55.58	53.63	50.79	53.60	49.17	54.67	57.87	53.55	
		Stride count	34.64	35.06	36.98	34.99	33.53	34.14	35.08	34.15	35.65	33.81	32.86	444.13	

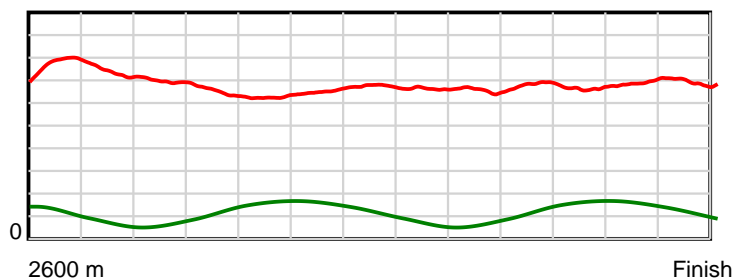
10 m Stride length



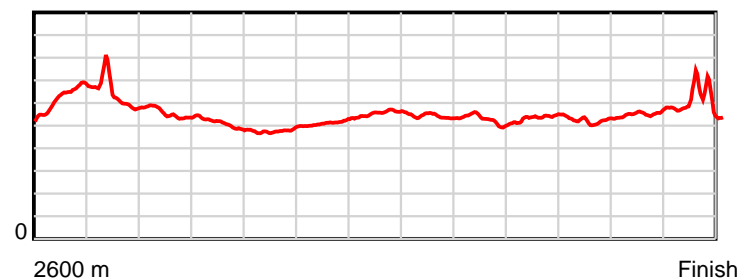
0.6 s Stride duration



20 m/sec Speed



100 % Stride efficiency



Note: Horizontal distance axis grid lines are 200m furlongs.

## Disclaimer.

HRNZ and NZMTC and Thoroughbred Ratings Pty Ltd accepts no responsibility for the completeness or accuracy of any of the information contained herein, and makes no representations about its suitability for any particular purpose. Users should make their own judgements about those matters and/or seek independent advice. You assume all risks associated with use of the data provided on this page.



# Race Results



January 27, 2023, Race 2, HYDROFLOW MOBILE PACE, Distance 2600m, Addington - Survey 3200m

Result	TAB no.	Horse (Barrier)	2600 to	2400m to
2nd	2	<b>Victor Lustig (1)</b>	<b>2400m</b>	<b>2200m</b>
		Position in running (margin)	-	4(1.6)
		Sectional time (s)	13.11	13.57
		Cumulative time (s)	193.06	179.95
		Speed (m/s)	15.25	14.74
		Stride length (m)	6.96	7.07
		Stride duration (s)	0.450	0.480
		Stride efficiency (%)	75.72	78.15
		Stride count	28.73	28.28

## Disclaimer.

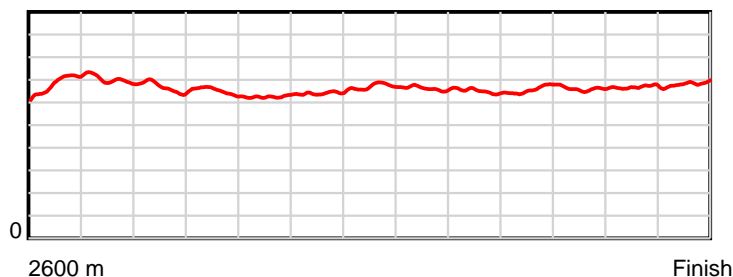
HRNZ and NZMTC and Thoroughbred Ratings Pty Ltd accepts no responsibility for the completeness or accuracy of any of the information contained herein, and makes no representations about its suitability for any particular purpose. Users should make their own judgements about those matters and/or seek independent advice. You assume all risks associated with use of the data provided on this page.

# Race Results

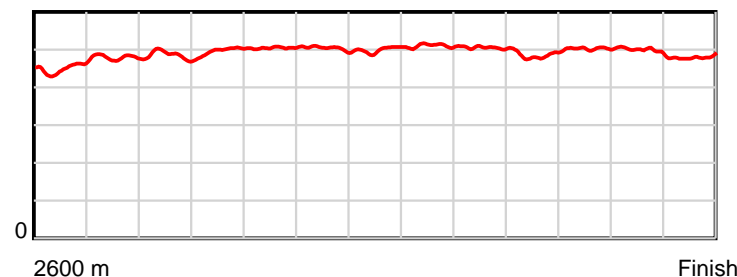
January 27, 2023, Race 2, HYDROFLOW MOBILE PACE, Distance 2600m, Addington - Survey 3200m

Result	TAB no.	Horse (Barrier)	2200m to	2000m to	1800m to	1600m to	1400m to	1200m to	1000m to	800m to	600m to	400m to	200m to	Total or	Margin
2nd	2	<b>Victor Lustig (1)</b>	<b>2000m</b>	<b>1800m</b>	<b>1600m</b>	<b>1400m</b>	<b>1200m</b>	<b>1000m</b>	<b>800m</b>	<b>600m</b>	<b>400m</b>	<b>200m</b>	<b>WP</b>	<b>Average</b>	
		Position in running (margin)	3(2.4)	3(2.3)	3(1.8)	3(1.9)	2(2.2)	2(2.2)	3(2.2)	3(1.9)	3(2.1)	3(1.1)	3(1.8)		0.20
		Sectional time (s)	14.94	15.21	16.18	15.27	14.90	15.20	15.73	14.76	15.31	14.67	14.21		
		Cumulative time (s)	166.38	151.44	136.23	120.05	104.78	89.88	74.68	58.95	44.19	28.88	14.21	3:13.06	
		Speed (m/s)	13.39	13.15	12.36	13.10	13.42	13.16	12.71	13.55	13.06	13.63	14.07	13.47	
		Stride length (m)	6.48	6.55	6.24	6.59	6.71	6.71	6.42	6.58	6.57	6.79	6.76	6.64	
		Stride duration (s)	0.484	0.498	0.505	0.503	0.500	0.510	0.505	0.485	0.503	0.498	0.480	0.493	
		Stride efficiency (%)	65.72	66.99	60.81	67.91	70.43	70.41	64.46	67.61	67.50	72.05	71.34	68.95	
		Stride count	30.84	30.55	32.06	30.34	29.79	29.80	31.14	30.40	30.43	29.45	29.60	391.41	

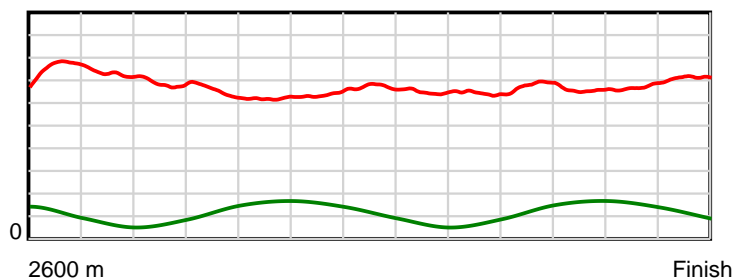
10 m Stride length



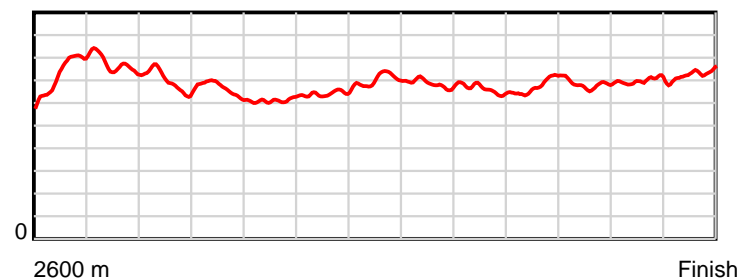
0.6 s Stride duration



20 m/sec Speed



100 % Stride efficiency



Note: Horizontal distance axis grid lines are 200m furlongs.

## Disclaimer.

HRNZ and NZMTC and Thoroughbred Ratings Pty Ltd accepts no responsibility for the completeness or accuracy of any of the information contained herein, and makes no representations about its suitability for any particular purpose. Users should make their own judgements about those matters and/or seek independent advice. You assume all risks associated with use of the data provided on this page.



# Race Results



January 27, 2023, Race 2, HYDROFLOW MOBILE PACE, Distance 2600m, Addington - Survey 3200m

Result	TAB no.	Horse (Barrier)	2600 to	2400m to
3rd	4	<b>Tyrion (3)</b>	<b>2400m</b>	<b>2200m</b>
		Position in running (margin)	-	5(3.8)
		Sectional time (s)	13.46	13.88
		Cumulative time (s)	193.72	180.26
		Speed (m/s)	14.86	14.41
		Stride length (m)	6.54	6.37
		Stride duration (s)	0.430	0.442
		Stride efficiency (%)	66.82	63.42
		Stride count	30.58	31.39

#### Disclaimer.

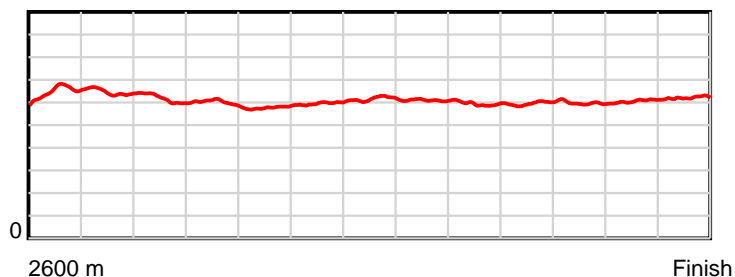
HRNZ and NZMTC and Thoroughbred Ratings Pty Ltd accepts no responsibility for the completeness or accuracy of any of the information contained herein, and makes no representations about its suitability for any particular purpose. Users should make their own judgements about those matters and/or seek independent advice. You assume all risks associated with use of the data provided on this page.

# Race Results

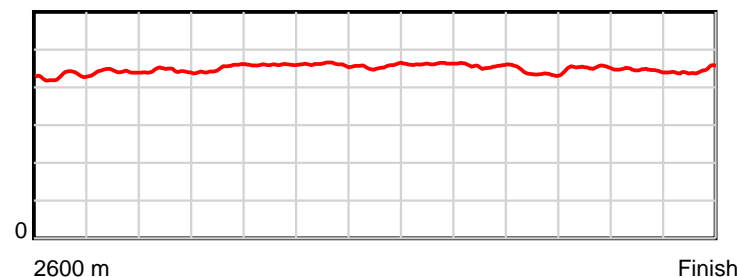
January 27, 2023, Race 2, HYDROFLOW MOBILE PACE, Distance 2600m, Addington - Survey 3200m

Result	TAB no.	Horse (Barrier)	2200m to	2000m to	1800m to	1600m to	1400m to	1200m to	1000m to	800m to	600m to	400m to	200m to	Total or	Margin
3rd	4	<b>Tyrion (3)</b>	<b>2000m</b>	<b>1800m</b>	<b>1600m</b>	<b>1400m</b>	<b>1200m</b>	<b>1000m</b>	<b>800m</b>	<b>600m</b>	<b>400m</b>	<b>200m</b>	<b>WP</b>	<b>Average</b>	
		Position in running (margin)	5(6.3)	4(3.1)	4(2.0)	4(2.4)	5(5.1)	5(5.0)	4(2.2)	6(3.0)	4(3.0)	4(5.1)			3.90
		Sectional time (s)	14.42	15.10	16.23	15.68	14.89	15.18	15.34	14.84	15.48	14.90	14.32		
		Cumulative time (s)	166.38	151.96	136.86	120.63	104.95	90.06	74.88	59.54	44.70	29.22	14.32	3:13.72	
		Speed (m/s)	13.87	13.25	12.32	12.76	13.43	13.18	13.04	13.48	12.92	13.42	13.97	13.42	
		Stride length (m)	6.16	5.97	5.67	5.88	6.12	6.09	5.96	5.92	5.85	5.98	6.21	6.05	
		Stride duration (s)	0.444	0.451	0.460	0.461	0.456	0.462	0.457	0.439	0.453	0.446	0.445	0.451	
		Stride efficiency (%)	59.23	55.68	50.18	54.02	58.62	57.95	55.52	54.73	53.45	55.93	60.23	57.14	
		Stride count	32.49	33.51	35.29	34.02	32.65	32.84	33.55	33.80	34.20	33.43	32.22	429.97	

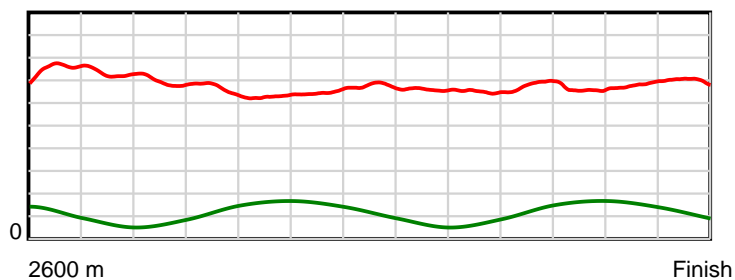
10 m Stride length



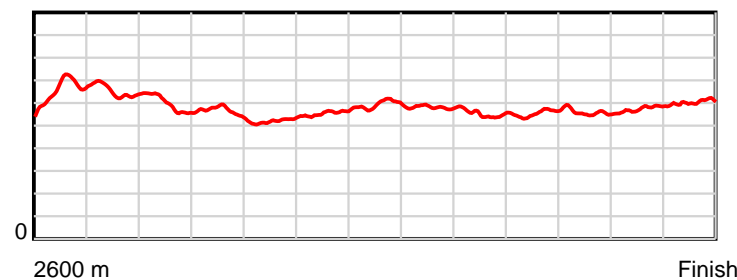
0.6 s Stride duration



20 m/sec Speed



100 % Stride efficiency



Note: Horizontal distance axis grid lines are 200m furlongs.

## Disclaimer.

HRNZ and NZMTC and Thoroughbred Ratings Pty Ltd accepts no responsibility for the completeness or accuracy of any of the information contained herein, and makes no representations about its suitability for any particular purpose. Users should make their own judgements about those matters and/or seek independent advice. You assume all risks associated with use of the data provided on this page.



# Race Results



January 27, 2023, Race 2, HYDROFLOW MOBILE PACE, Distance 2600m, Addington - Survey 3200m

Result	TAB no.	Horse (Barrier)	2600 to	2400m to
4th	1	<b>Commander Ben (0)</b>	<b>2400m</b>	<b>2200m</b>
		Position in running (margin)	-	1(0.0)
		Sectional time (s)	12.80	13.44
		Cumulative time (s)	193.94	181.14
		Speed (m/s)	15.62	14.88
		Stride length (m)	6.21	6.29
		Stride duration (s)	0.396	0.423
		Stride efficiency (%)	60.23	61.75
		Stride count	32.21	31.81

#### Disclaimer.

HRNZ and NZMTC and Thoroughbred Ratings Pty Ltd accepts no responsibility for the completeness or accuracy of any of the information contained herein, and makes no representations about its suitability for any particular purpose. Users should make their own judgements about those matters and/or seek independent advice. You assume all risks associated with use of the data provided on this page.

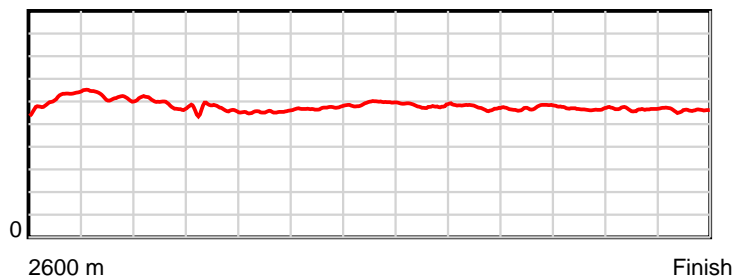


# Race Results

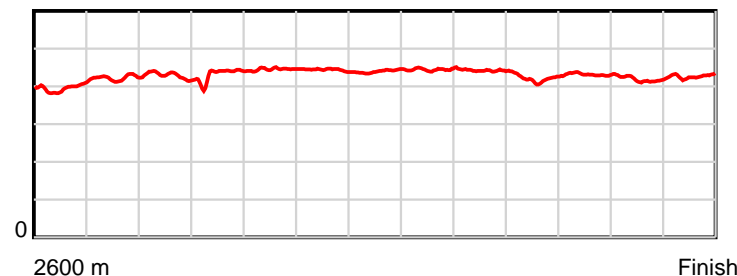
January 27, 2023, Race 2, HYDROFLOW MOBILE PACE, Distance 2600m, Addington - Survey 3200m

Result	TAB no.	Horse (Barrier)	2200m to	2000m to	1800m to	1600m to	1400m to	1200m to	1000m to	800m to	600m to	400m to	200m to	Total or	Margin
4th	1	<b>Commander Ben (0)</b>	<b>2000m</b>	<b>1800m</b>	<b>1600m</b>	<b>1400m</b>	<b>1200m</b>	<b>1000m</b>	<b>800m</b>	<b>600m</b>	<b>400m</b>	<b>200m</b>	<b>WP</b>	<b>Average</b>	
		Position in running (margin)	1(0.0)	1(0.0)	1(0.0)	1(0.0)	1(0.0)	1(0.0)	1(0.0)	1(0.0)	2(0.7)	1(0.0)	1(0.0)		5.10
		Sectional time (s)	14.96	15.28	16.17	15.22	14.89	15.20	15.79	14.82	15.37	14.54	15.46		
		Cumulative time (s)	167.70	152.74	137.46	121.29	106.07	91.18	75.98	60.19	45.37	30.00	15.46	3:13.94	
		Speed (m/s)	13.37	13.09	12.37	13.14	13.43	13.16	12.67	13.50	13.01	13.76	12.94	13.41	
		Stride length (m)	5.73	5.65	5.51	5.83	5.91	5.85	5.59	5.69	5.62	5.75	5.52	5.77	
		Stride duration (s)	0.429	0.432	0.445	0.444	0.440	0.444	0.441	0.421	0.432	0.418	0.427	0.430	
		Stride efficiency (%)	51.34	49.88	47.37	53.10	54.62	53.41	48.81	50.53	49.31	51.72	47.65	52.04	
		Stride count	34.89	35.40	36.33	34.31	33.83	34.21	35.79	35.17	35.60	34.76	36.22	450.53	

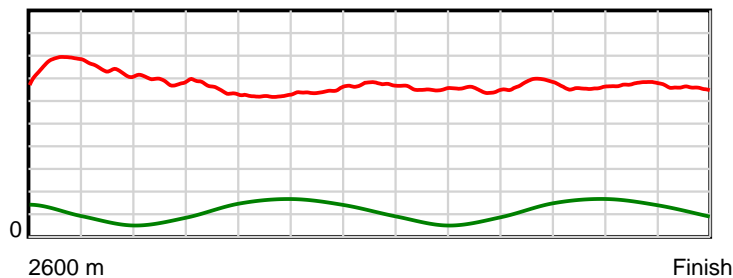
10 m Stride length



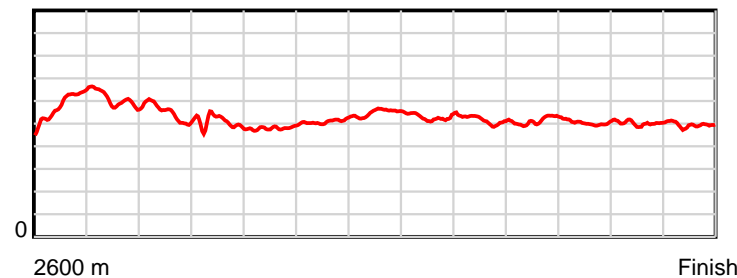
0.6 s Stride duration



20 m/sec Speed



100 % Stride efficiency



Note: Horizontal distance axis grid lines are 200m furlongs.

## Disclaimer.

HRNZ and NZMTC and Thoroughbred Ratings Pty Ltd accepts no responsibility for the completeness or accuracy of any of the information contained herein, and makes no representations about its suitability for any particular purpose. Users should make their own judgements about those matters and/or seek independent advice. You assume all risks associated with use of the data provided on this page.



# Race Results



January 27, 2023, Race 2, HYDROFLOW MOBILE PACE, Distance 2600m, Addington - Survey 3200m

Result	TAB no.	Horse (Barrier)	2600 to	2400m to
5th	8	<b>Mystar Blue Je... (6)</b>	<b>2400m</b>	<b>2200m</b>
		Position in running (margin)	-	7(7.6)
		Sectional time (s)	14.22	14.09
		Cumulative time (s)	196.95	182.73
		Speed (m/s)	14.06	14.19
		Stride length (m)	8.91	7.20
		Stride duration (s)	0.618	0.507
		Stride efficiency (%)	124.00	80.94
		Stride count	22.45	27.79

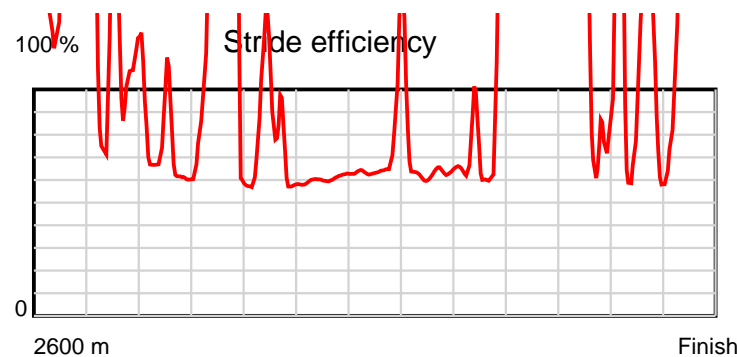
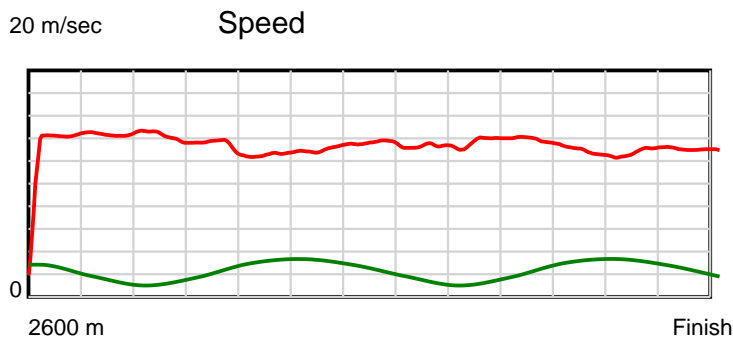
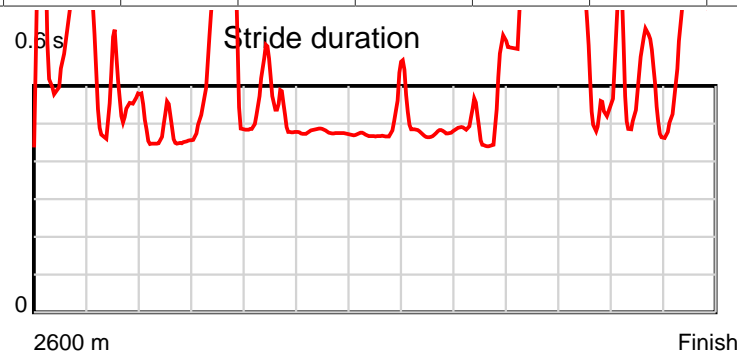
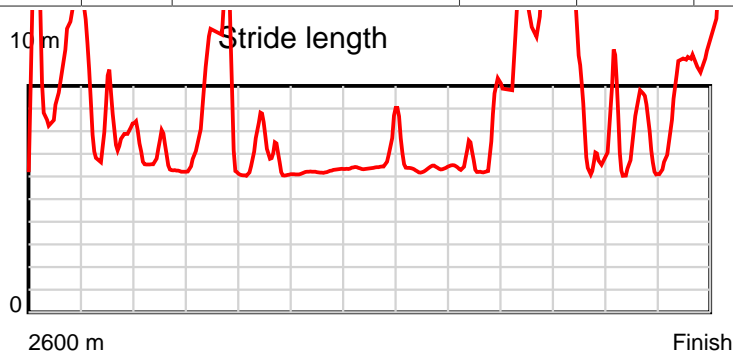
#### Disclaimer.

HRNZ and NZMTC and Thoroughbred Ratings Pty Ltd accepts no responsibility for the completeness or accuracy of any of the information contained herein, and makes no representations about its suitability for any particular purpose. Users should make their own judgements about those matters and/or seek independent advice. You assume all risks associated with use of the data provided on this page.

# Race Results

January 27, 2023, Race 2, HYDROFLOW MOBILE PACE, Distance 2600m, Addington - Survey 3200m

Result	TAB no.	Horse (Barrier)	2200m to	2000m to	1800m to	1600m to	1400m to	1200m to	1000m to	800m to	600m to	400m to	200m to	Total or	Margin
5th	8	<b>Mystar Blue Je... (6)</b>	<b>2000m</b>	<b>1800m</b>	<b>1600m</b>	<b>1400m</b>	<b>1200m</b>	<b>1000m</b>	<b>800m</b>	<b>600m</b>	<b>400m</b>	<b>200m</b>	<b>WP</b>	<b>Average</b>	
		Position in running (margin)	7(11.5)	7(9.8)	7(7.4)	7(8.2)	7(8.4)	7(7.7)	7(7.5)	6(3.5)	5(2.9)	6(9.8)	6(17.1)		21.80
		Sectional time (s)	14.68	14.87	16.31	15.25	14.77	15.17	15.12	14.62	16.62	15.77	15.46		
		Cumulative time (s)	168.64	153.96	139.09	122.78	107.53	92.76	77.59	62.47	47.85	31.23	15.46	3:16.95	
		Speed (m/s)	13.62	13.45	12.26	13.11	13.54	13.18	13.23	13.68	12.03	12.68	12.94	13.20	
		Stride length (m)	6.23	7.42	6.27	6.25	6.64	6.30	6.66	10.62	7.00	6.68	8.84	7.12	
		Stride duration (s)	0.457	0.552	0.511	0.477	0.490	0.478	0.504	0.776	0.582	0.527	0.684	0.540	
		Stride efficiency (%)	60.66	86.07	61.40	61.10	68.83	62.04	69.34	176.11	76.61	69.71	122.12	79.27	
		Stride count	32.10	26.95	31.91	31.98	30.14	31.74	30.02	18.84	28.56	29.94	22.62	365.04	



Note: Horizontal distance axis grid lines are 200m furlongs.

## Disclaimer.

HRNZ and NZMTC and Thoroughbred Ratings Pty Ltd accepts no responsibility for the completeness or accuracy of any of the information contained herein, and makes no representations about its suitability for any particular purpose. Users should make their own judgements about those matters and/or seek independent advice. You assume all risks associated with use of the data provided on this page.



# Race Results



January 27, 2023, Race 2, HYDROFLOW MOBILE PACE, Distance 2600m, Addington - Survey 3200m

Result	TAB no.	Horse (Barrier)	2600 to	2400m to
6th	6	<b>Forte Lustre (5)</b>	<b>2400m</b>	<b>2200m</b>
		Position in running (margin)	-	6(7.3)
		Sectional time (s)	13.95	13.74
		Cumulative time (s)	197.01	183.06
		Speed (m/s)	14.34	14.56
		Stride length (m)	7.01	7.19
		Stride duration (s)	0.474	0.494
		Stride efficiency (%)	76.88	80.84
		Stride count	28.51	27.81

#### Disclaimer.

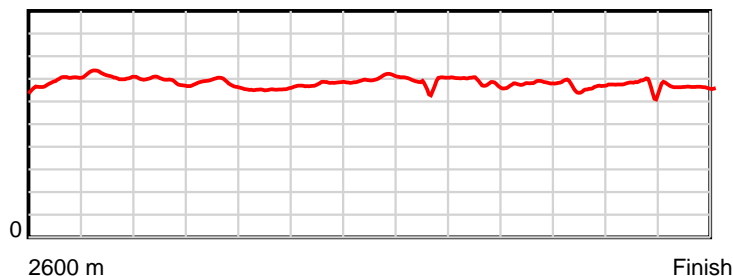
HRNZ and NZMTC and Thoroughbred Ratings Pty Ltd accepts no responsibility for the completeness or accuracy of any of the information contained herein, and makes no representations about its suitability for any particular purpose. Users should make their own judgements about those matters and/or seek independent advice. You assume all risks associated with use of the data provided on this page.

# Race Results

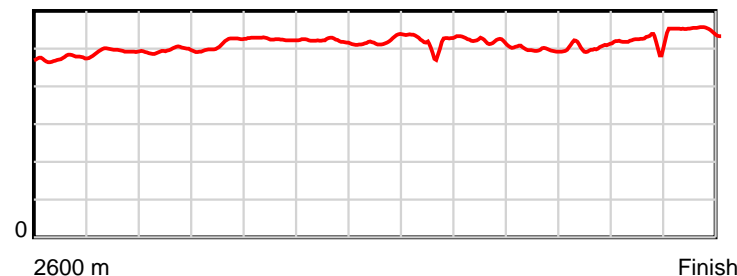
January 27, 2023, Race 2, HYDROFLOW MOBILE PACE, Distance 2600m, Addington - Survey 3200m

Result	TAB no.	Horse (Barrier)	2200m to	2000m to	1800m to	1600m to	1400m to	1200m to	1000m to	800m to	600m to	400m to	200m to	Total or	Margin
6th	6	Forte Lustre (5)	2000m	1800m	1600m	1400m	1200m	1000m	800m	600m	400m	200m	WP	Average	
		Position in running (margin)	6(9.1)	6(5.2)	6(3.6)	6(4.6)	6(7.0)	6(6.3)	6(6.4)	7(4.3)	7(4.3)	5(5.6)	5(12.5)		22.10
		Sectional time (s)	14.31	15.01	16.33	15.63	14.77	15.21	15.44	14.71	15.70	15.70	16.51		
		Cumulative time (s)	169.32	155.01	140.00	123.67	108.04	93.27	78.06	62.62	47.91	32.21	16.51	3:17.01	
		Speed (m/s)	13.98	13.32	12.25	12.80	13.54	13.15	12.95	13.60	12.74	12.74	12.11	13.20	
		Stride length (m)	6.92	6.81	6.43	6.66	7.06	6.75	6.72	6.76	6.47	6.61	6.65	6.77	
		Stride duration (s)	0.495	0.511	0.525	0.521	0.521	0.513	0.519	0.497	0.508	0.519	0.549	0.513	
		Stride efficiency (%)	74.87	72.50	64.62	69.36	77.80	71.23	70.58	71.40	65.35	68.28	69.12	71.54	
		Stride count	28.89	29.36	31.10	30.02	28.35	29.62	29.76	29.59	30.93	30.26	30.07	384.27	

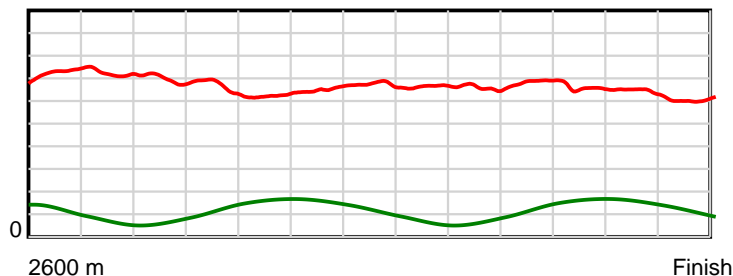
10 m Stride length



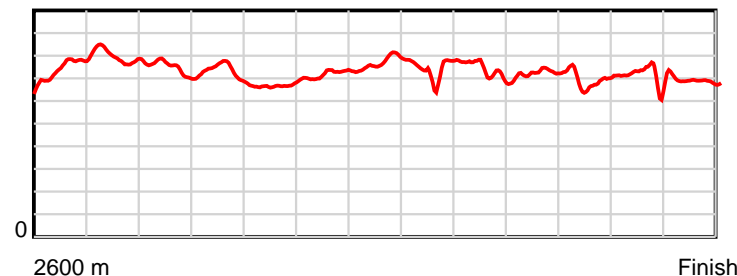
0.6 s Stride duration



20 m/sec Speed



100 % Stride efficiency



Note: Horizontal distance axis grid lines are 200m furlongs.

**Disclaimer.**

HRNZ and NZMTC and Thoroughbred Ratings Pty Ltd accepts no responsibility for the completeness or accuracy of any of the information contained herein, and makes no representations about its suitability for any particular purpose. Users should make their own judgements about those matters and/or seek independent advice. You assume all risks associated with use of the data provided on this page.



# Race Results



January 27, 2023, Race 2, HYDROFLOW MOBILE PACE, Distance 2600m, Addington - Survey 3200m

Result	TAB no.	Horse (Barrier)	2600 to	2400m to
7th	5	<b>Sharp As A Tac (4)</b>	<b>2400m</b>	<b>2200m</b>
		Position in running (margin)	-	3(1.1)
		Sectional time (s)	13.02	13.87
		Cumulative time (s)	200.38	187.36
		Speed (m/s)	15.36	14.42
		Stride length (m)	6.63	6.57
		Stride duration (s)	0.431	0.456
		Stride efficiency (%)	68.78	67.40
		Stride count	30.15	30.45

#### Disclaimer.

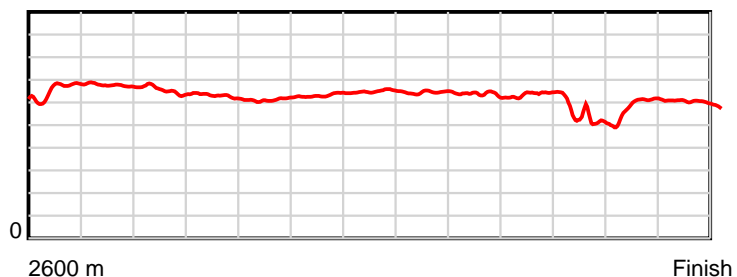
HRNZ and NZMTC and Thoroughbred Ratings Pty Ltd accepts no responsibility for the completeness or accuracy of any of the information contained herein, and makes no representations about its suitability for any particular purpose. Users should make their own judgements about those matters and/or seek independent advice. You assume all risks associated with use of the data provided on this page.

# Race Results

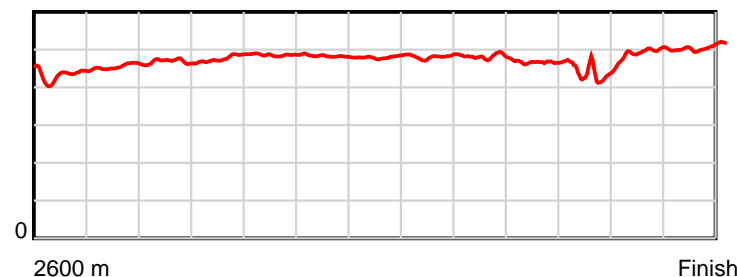
January 27, 2023, Race 2, HYDROFLOW MOBILE PACE, Distance 2600m, Addington - Survey 3200m

Result	TAB no.	Horse (Barrier)	2200m to	2000m to	1800m to	1600m to	1400m to	1200m to	1000m to	800m to	600m to	400m to	200m to	Total or	Margin
7th	5	Sharp As A Tac (4)	2000m	1800m	1600m	1400m	1200m	1000m	800m	600m	400m	200m	WP	Average	
		Position in running (margin)	4(3.6)	5(4.3)	5(3.5)	5(3.9)	4(4.1)	4(3.4)	4(3.5)	5(3.1)	4(2.7)	7(14.2)	7(28.1)		40.80
		Sectional time (s)	15.07	15.15	16.24	15.25	14.77	15.22	15.74	14.64	17.39	16.87	17.15		
		Cumulative time (s)	173.49	158.42	143.27	127.03	111.78	97.01	81.79	66.05	51.41	34.02	17.15	3:20.38	
		Speed (m/s)	13.27	13.20	12.32	13.11	13.54	13.14	12.71	13.66	11.50	11.86	11.66	12.98	
		Stride length (m)	6.22	6.31	5.99	6.32	6.51	6.32	6.10	6.37	5.06	5.90	5.91	6.14	
		Stride duration (s)	0.468	0.478	0.486	0.482	0.481	0.481	0.480	0.466	0.440	0.498	0.507	0.473	
		Stride efficiency (%)	60.37	62.19	56.09	62.46	66.21	62.51	58.13	63.40	39.97	54.40	54.67	58.96	
		Stride count	32.18	31.70	33.38	31.63	30.73	31.62	32.79	31.40	39.54	33.90	33.81	423.28	

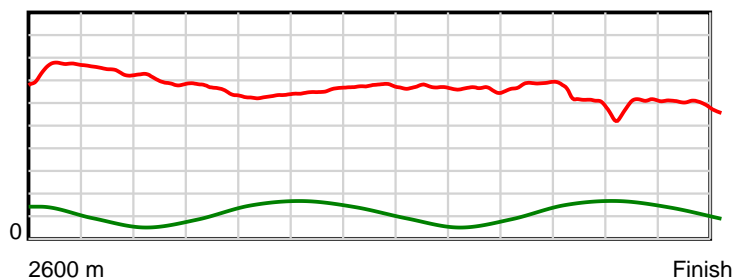
10 m Stride length



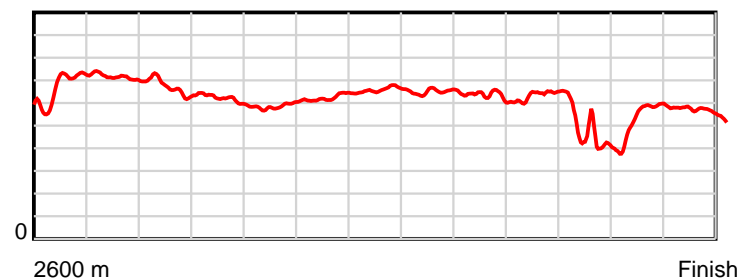
0.6 s Stride duration



20 m/sec Speed



100 % Stride efficiency



Note: Horizontal distance axis grid lines are 200m furlongs.

## Disclaimer.

HRNZ and NZMTC and Thoroughbred Ratings Pty Ltd accepts no responsibility for the completeness or accuracy of any of the information contained herein, and makes no representations about its suitability for any particular purpose. Users should make their own judgements about those matters and/or seek independent advice. You assume all risks associated with use of the data provided on this page.