



Race Results

NZ Metropolitan Trotting Club Inc, HRNZ, January 27, 2023

Compilation date: January 27, 2023, 7:44:39 PM (NZDT)

Copyright © 2023 HRNZ and NZMTC. All rights reserved.

Trademarks.

StrideMASTER is a registered trademark of Thoroughbred Ratings Pty Ltd.

Disclaimer.

HRNZ and NZMTC and Thoroughbred Ratings Pty Ltd accepts no responsibility for the completeness or accuracy of any of the information contained herein, and makes no representations about its suitability for any particular purpose. Users should make their own judgements about those matters and/or seek independent advice. You assume all risks associated with use of the data provided on this page.



Race Results



January 27, 2023, Race 5, INSURANCE LIFE (JUNIOR DRIVERS) MOBILE PACE, Distance 2600m, Addington - Survey 3200m

Result	TAB no.	Horse (Barrier)	2600 to	2400m to
1st	4	Aiming For Glo... (4)	2400m	2200m
		Position in running (margin)	-	1(0.0)
		Sectional time (s)	12.52	13.90
		Cumulative time (s)	192.89	180.37
		Speed (m/s)	15.97	14.39
		Stride length (m)	6.54	6.40
		Stride duration (s)	0.409	0.445
		Stride efficiency (%)	66.91	64.09
		Stride count	30.56	31.23

Disclaimer.

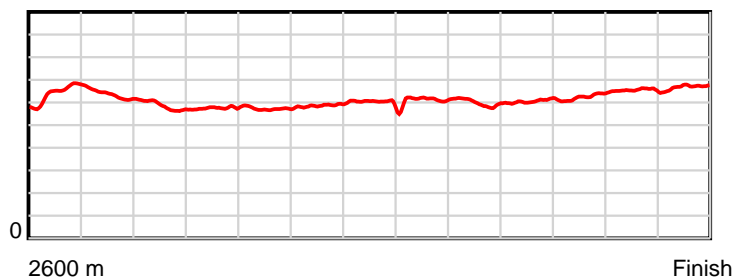
HRNZ and NZMTC and Thoroughbred Ratings Pty Ltd accepts no responsibility for the completeness or accuracy of any of the information contained herein, and makes no representations about its suitability for any particular purpose. Users should make their own judgements about those matters and/or seek independent advice. You assume all risks associated with use of the data provided on this page.

Race Results

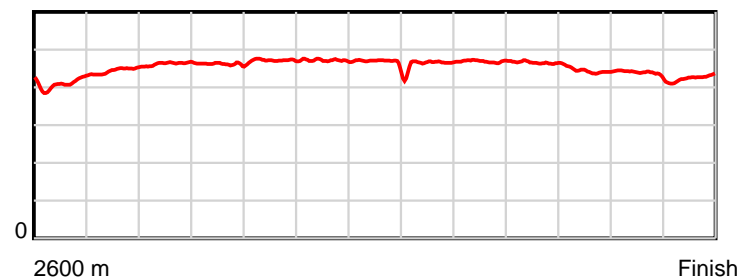
January 27, 2023, Race 5, INSURANCE LIFE (JUNIOR DRIVERS) MOBILE PACE, Distance 2600m, Addington - Survey 3200m

Result	TAB no.	Horse (Barrier)	2200m to	2000m to	1800m to	1600m to	1400m to	1200m to	1000m to	800m to	600m to	400m to	200m to	Total or	Margin
1st	4	Aiming For Glo... (4)	2000m	1800m	1600m	1400m	1200m	1000m	800m	600m	400m	200m	WP	Average	
		Position in running (margin)	1(0.0)	1(0.0)	2(2.5)	2(2.2)	2(1.9)	3(2.0)	2(1.5)	3(1.5)	3(1.9)	3(2.0)	2(1.5)		0.00
		Sectional time (s)	15.75	15.98	16.48	15.96	15.51	15.12	15.86	15.42	14.27	13.33	12.79		
		Cumulative time (s)	166.47	150.72	134.74	118.26	102.30	86.79	71.67	55.81	40.39	26.12	12.79	3:12.89	
		Speed (m/s)	12.70	12.52	12.14	12.53	12.89	13.23	12.61	12.97	14.02	15.00	15.64	13.48	
		Stride length (m)	5.87	5.78	5.72	5.91	5.99	6.16	5.91	6.03	6.23	6.57	6.65	6.12	
		Stride duration (s)	0.463	0.462	0.471	0.472	0.464	0.466	0.469	0.465	0.444	0.438	0.426	0.454	
		Stride efficiency (%)	53.90	52.17	51.11	54.61	56.00	59.31	54.63	56.87	60.68	67.37	69.20	58.56	
		Stride count	34.05	34.62	34.97	33.83	33.41	32.46	33.83	33.15	32.10	30.46	30.05	424.72	

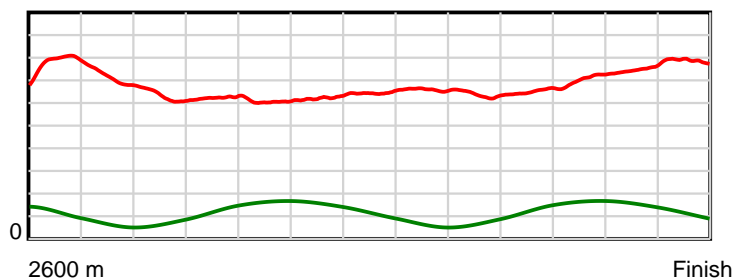
10 m Stride length



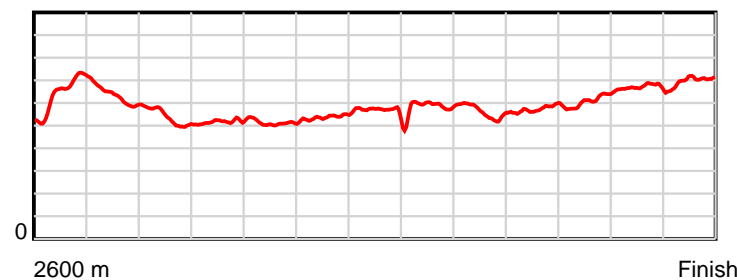
0.6 s Stride duration



20 m/sec Speed



100 % Stride efficiency



Note: Horizontal distance axis grid lines are 200m furlongs.

Disclaimer.

HRNZ and NZMTC and Thoroughbred Ratings Pty Ltd accepts no responsibility for the completeness or accuracy of any of the information contained herein, and makes no representations about its suitability for any particular purpose. Users should make their own judgements about those matters and/or seek independent advice. You assume all risks associated with use of the data provided on this page.



Race Results



January 27, 2023, Race 5, INSURANCE LIFE (JUNIOR DRIVERS) MOBILE PACE, Distance 2600m, Addington - Survey 3200m

Result	TAB no.	Horse (Barrier)	2600 to	2400m to
2nd	6	Teds Legacy (6)	2400m	2200m
		Position in running (margin)	-	5(3.3)
		Sectional time (s)	13.20	14.45
		Cumulative time (s)	192.97	179.77
		Speed (m/s)	15.15	13.84
		Stride length (m)	6.70	6.30
		Stride duration (s)	0.439	0.455
		Stride efficiency (%)	70.09	61.94
		Stride count	29.86	31.77

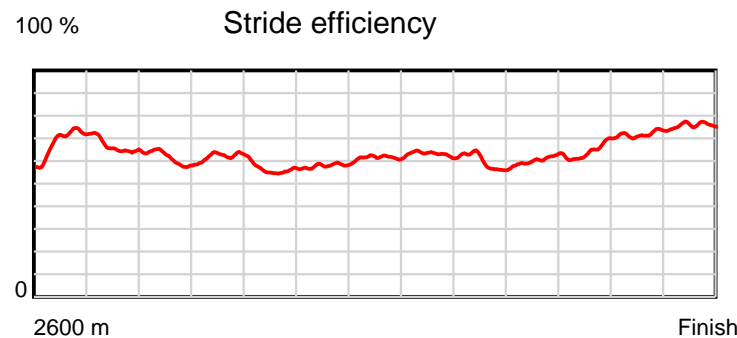
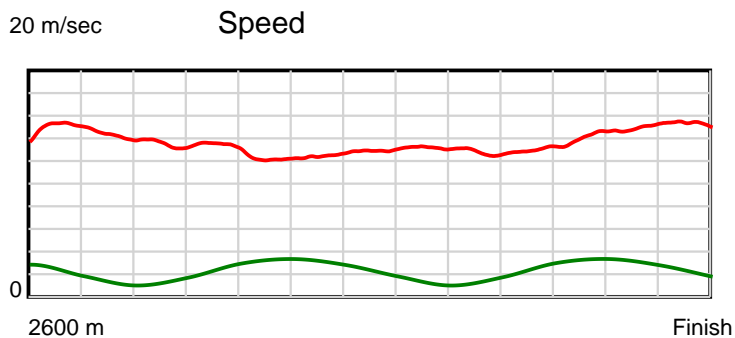
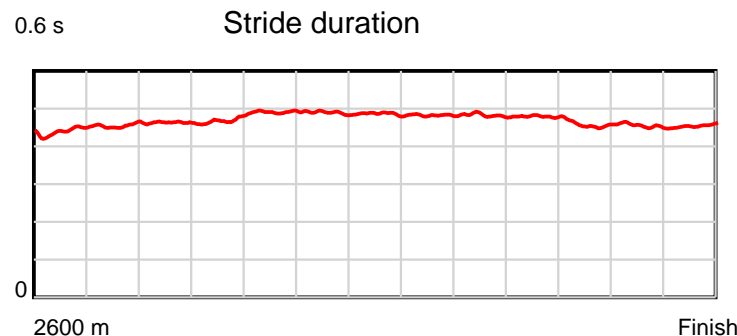
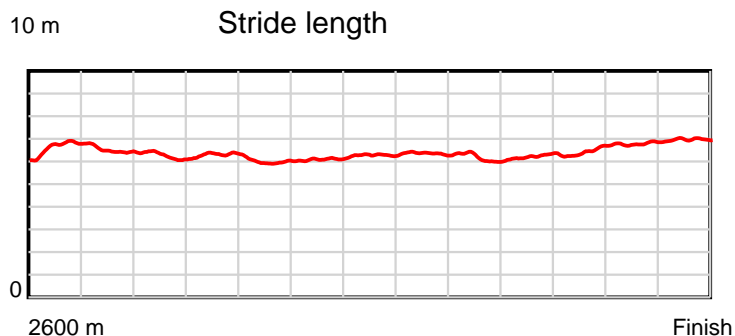
Disclaimer.

HRNZ and NZMTC and Thoroughbred Ratings Pty Ltd accepts no responsibility for the completeness or accuracy of any of the information contained herein, and makes no representations about its suitability for any particular purpose. Users should make their own judgements about those matters and/or seek independent advice. You assume all risks associated with use of the data provided on this page.

Race Results

January 27, 2023, Race 5, INSURANCE LIFE (JUNIOR DRIVERS) MOBILE PACE, Distance 2600m, Addington - Survey 3200m

Result	TAB no.	Horse (Barrier)	2200m to	2000m to	1800m to	1600m to	1400m to	1200m to	1000m to	800m to	600m to	400m to	200m to	Total or	Margin
2nd	6	Teds Legacy (6)	2000m	1800m	1600m	1400m	1200m	1000m	800m	600m	400m	200m	WP	Average	
		Position in running (margin)	6(6.6)	4(4.0)	1(0.0)	1(0.0)	1(0.0)	1(0.0)	1(0.0)	1(0.0)	1(0.0)	1(0.0)	1(0.0)		0.40
		Sectional time (s)	15.31	14.90	16.53	16.01	15.49	15.20	15.85	15.37	14.24	13.41	13.01		
		Cumulative time (s)	165.32	150.01	135.11	118.58	102.57	87.08	71.88	56.03	40.66	26.42	13.01	3:12.97	
		Speed (m/s)	13.06	13.42	12.10	12.49	12.91	13.16	12.62	13.01	14.04	14.91	15.37	13.47	
		Stride length (m)	6.04	6.30	5.94	6.11	6.28	6.34	6.09	6.24	6.41	6.78	7.00	6.33	
		Stride duration (s)	0.463	0.469	0.491	0.489	0.486	0.482	0.482	0.479	0.456	0.455	0.455	0.470	
		Stride efficiency (%)	57.02	62.02	55.12	58.36	61.61	62.84	57.87	60.79	64.17	71.85	76.64	62.69	
		Stride count	33.11	31.75	33.67	32.73	31.85	31.54	32.86	32.07	31.21	29.50	28.56	410.48	



Note: Horizontal distance axis grid lines are 200m furlongs.

Disclaimer.

HRNZ and NZMTC and Thoroughbred Ratings Pty Ltd accepts no responsibility for the completeness or accuracy of any of the information contained herein, and makes no representations about its suitability for any particular purpose. Users should make their own judgements about those matters and/or seek independent advice. You assume all risks associated with use of the data provided on this page.



Race Results



January 27, 2023, Race 5, INSURANCE LIFE (JUNIOR DRIVERS) MOBILE PACE, Distance 2600m, Addington - Survey 3200m

Result	TAB no.	Horse (Barrier)	2600 to	2400m to
3rd	2	Come Together (2)	2400m	2200m
		Position in running (margin)	-	4(3.0)
		Sectional time (s)	12.92	14.50
		Cumulative time (s)	193.29	180.37
		Speed (m/s)	15.48	13.79
		Stride length (m)	6.42	6.17
		Stride duration (s)	0.419	0.448
		Stride efficiency (%)	64.40	59.53
		Stride count	31.16	32.40

Disclaimer.

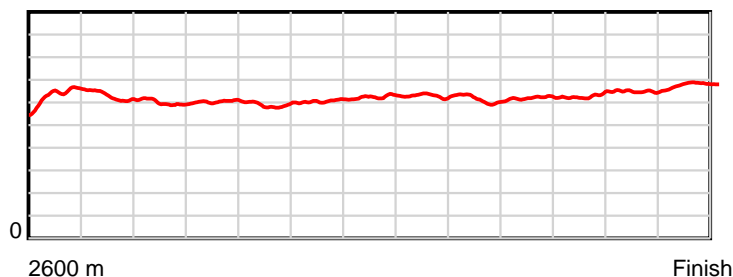
HRNZ and NZMTC and Thoroughbred Ratings Pty Ltd accepts no responsibility for the completeness or accuracy of any of the information contained herein, and makes no representations about its suitability for any particular purpose. Users should make their own judgements about those matters and/or seek independent advice. You assume all risks associated with use of the data provided on this page.

Race Results

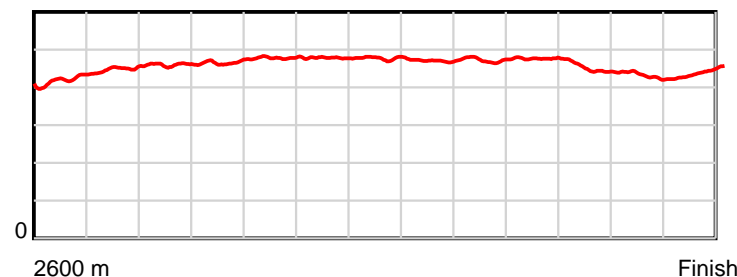
January 27, 2023, Race 5, INSURANCE LIFE (JUNIOR DRIVERS) MOBILE PACE, Distance 2600m, Addington - Survey 3200m

Result	TAB no.	Horse (Barrier)	2200m to	2000m to	1800m to	1600m to	1400m to	1200m to	1000m to	800m to	600m to	400m to	200m to	Total or	Margin
3rd	2	Come Together (2)	2000m	1800m	1600m	1400m	1200m	1000m	800m	600m	400m	200m	WP	Average	
		Position in running (margin)	5(6.6)	7(6.8)	5(5.8)	6(6.0)	5(4.8)	4(3.3)	4(2.3)	4(3.0)	4(2.6)	4(3.5)	4(2.7)		2.20
		Sectional time (s)	15.78	15.41	16.56	15.81	15.24	15.05	15.96	15.31	14.39	13.28	13.08		
		Cumulative time (s)	165.87	150.09	134.68	118.12	102.31	87.07	72.02	56.06	40.75	26.36	13.08	3:13.29	
		Speed (m/s)	12.67	12.98	12.08	12.65	13.12	13.29	12.53	13.06	13.90	15.06	15.29	13.45	
		Stride length (m)	5.83	6.05	5.78	6.04	6.27	6.26	5.93	6.22	6.22	6.47	6.75	6.17	
		Stride duration (s)	0.460	0.466	0.478	0.478	0.477	0.471	0.473	0.476	0.448	0.430	0.441	0.459	
		Stride efficiency (%)	53.15	57.23	52.12	57.05	61.34	61.15	54.89	60.51	60.53	65.37	71.15	59.57	
		Stride count	34.29	33.05	34.63	33.10	31.92	31.97	33.75	32.14	32.13	30.92	29.64	421.10	

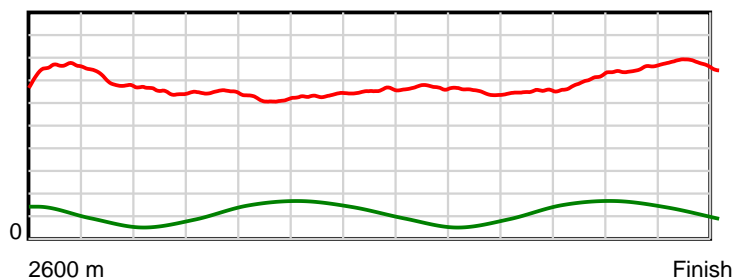
10 m Stride length



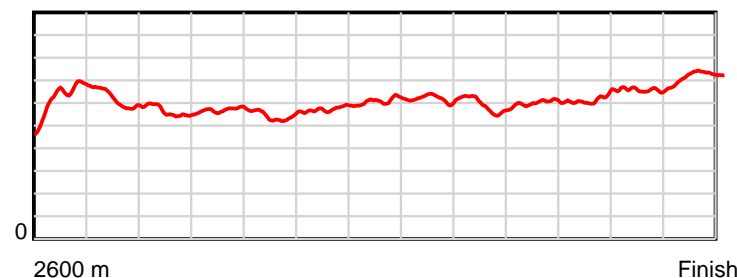
0.6 s Stride duration



20 m/sec Speed



100 % Stride efficiency



Note: Horizontal distance axis grid lines are 200m furlongs.

Disclaimer.

HRNZ and NZMTC and Thoroughbred Ratings Pty Ltd accepts no responsibility for the completeness or accuracy of any of the information contained herein, and makes no representations about its suitability for any particular purpose. Users should make their own judgements about those matters and/or seek independent advice. You assume all risks associated with use of the data provided on this page.



Race Results



January 27, 2023, Race 5, INSURANCE LIFE (JUNIOR DRIVERS) MOBILE PACE, Distance 2600m, Addington - Survey 3200m

Result	TAB no.	Horse (Barrier)	2600 to	2400m to
4th	5	Bettor Be Shar... (5)	2400m	2200m
		Position in running (margin)	-	2(1.8)
		Sectional time (s)	12.69	14.52
		Cumulative time (s)	193.41	180.72
		Speed (m/s)	15.76	13.77
		Stride length (m)	6.49	6.28
		Stride duration (s)	0.416	0.456
		Stride efficiency (%)	65.88	61.59
		Stride count	30.80	31.86

Disclaimer.

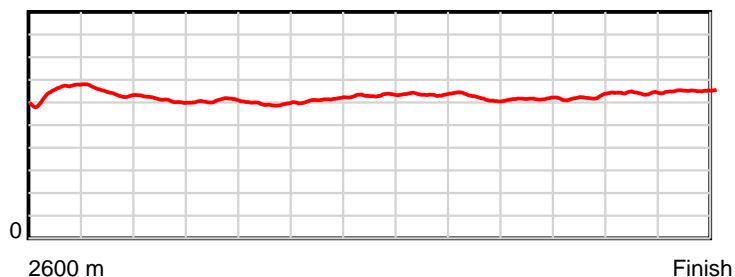
HRNZ and NZMTC and Thoroughbred Ratings Pty Ltd accepts no responsibility for the completeness or accuracy of any of the information contained herein, and makes no representations about its suitability for any particular purpose. Users should make their own judgements about those matters and/or seek independent advice. You assume all risks associated with use of the data provided on this page.

Race Results

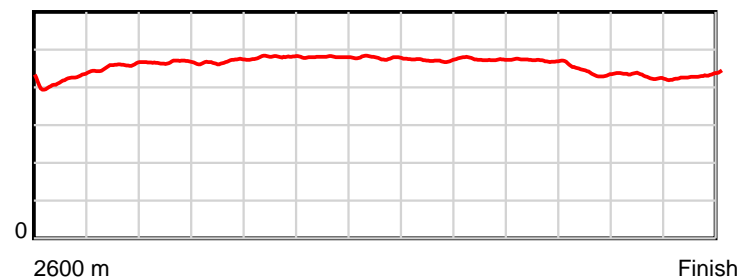
January 27, 2023, Race 5, INSURANCE LIFE (JUNIOR DRIVERS) MOBILE PACE, Distance 2600m, Addington - Survey 3200m

Result	TAB no.	Horse (Barrier)	2200m to	2000m to	1800m to	1600m to	1400m to	1200m to	1000m to	800m to	600m to	400m to	200m to	Total or	Margin
4th	5	Bettor Be Shar... (5)	2000m	1800m	1600m	1400m	1200m	1000m	800m	600m	400m	200m	WP	Average	
		Position in running (margin)	4(5.5)	5(4.3)	3(3.9)	4(3.7)	3(3.5)	2(1.7)	3(1.5)	2(0.6)	2(0.8)	2(1.3)	3(1.6)		2.90
		Sectional time (s)	15.54	15.51	16.49	15.98	15.19	15.18	15.71	15.39	14.33	13.47	13.41		
		Cumulative time (s)	166.20	150.66	135.15	118.66	102.68	87.49	72.31	56.60	41.21	26.88	13.41	3:13.41	
		Speed (m/s)	12.87	12.89	12.13	12.52	13.17	13.18	12.73	13.00	13.96	14.85	14.91	13.44	
		Stride length (m)	6.01	6.04	5.83	6.01	6.30	6.22	6.04	6.13	6.14	6.36	6.45	6.17	
		Stride duration (s)	0.467	0.468	0.480	0.480	0.478	0.472	0.474	0.471	0.440	0.428	0.432	0.459	
		Stride efficiency (%)	56.47	56.94	53.03	56.36	62.05	60.39	57.03	58.63	58.82	63.26	64.97	59.48	
		Stride count	33.27	33.13	34.33	33.30	31.74	32.17	33.11	32.65	32.60	31.43	31.02	421.41	

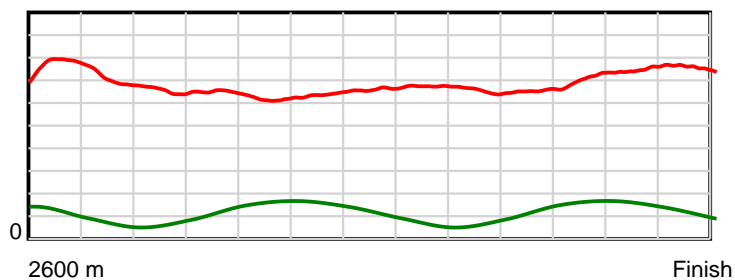
10 m Stride length



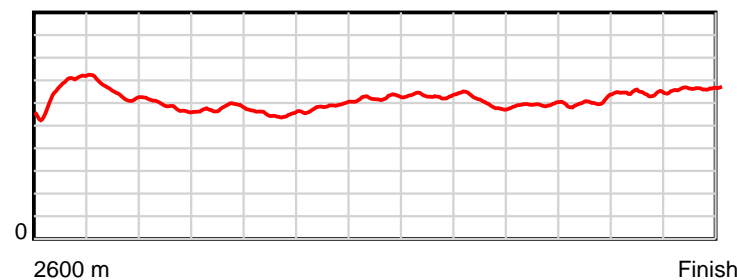
0.6 s Stride duration



20 m/sec Speed



100 % Stride efficiency



Note: Horizontal distance axis grid lines are 200m furlongs.

Disclaimer.

HRNZ and NZMTC and Thoroughbred Ratings Pty Ltd accepts no responsibility for the completeness or accuracy of any of the information contained herein, and makes no representations about its suitability for any particular purpose. Users should make their own judgements about those matters and/or seek independent advice. You assume all risks associated with use of the data provided on this page.



Race Results



January 27, 2023, Race 5, INSURANCE LIFE (JUNIOR DRIVERS) MOBILE PACE, Distance 2600m, Addington - Survey 3200m

Result	TAB no.	Horse (Barrier)	2600 to	2400m to
5th	11	Classy Dancer (11)	2400m	2200m
		Position in running (margin)	-	7(5.4)
		Sectional time (s)	13.41	14.69
		Cumulative time (s)	193.69	180.28
		Speed (m/s)	14.91	13.61
		Stride length (m)	6.96	6.62
		Stride duration (s)	0.453	0.486
		Stride efficiency (%)	75.74	68.50
		Stride count	28.73	30.21

Disclaimer.

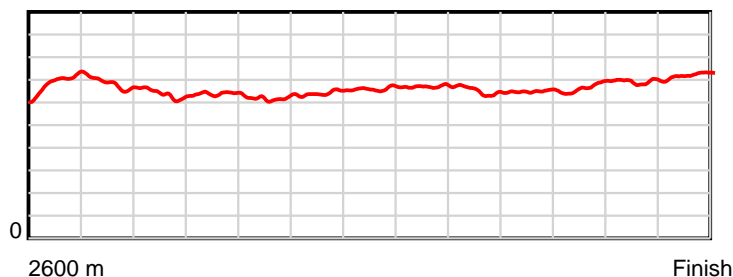
HRNZ and NZMTC and Thoroughbred Ratings Pty Ltd accepts no responsibility for the completeness or accuracy of any of the information contained herein, and makes no representations about its suitability for any particular purpose. Users should make their own judgements about those matters and/or seek independent advice. You assume all risks associated with use of the data provided on this page.

Race Results

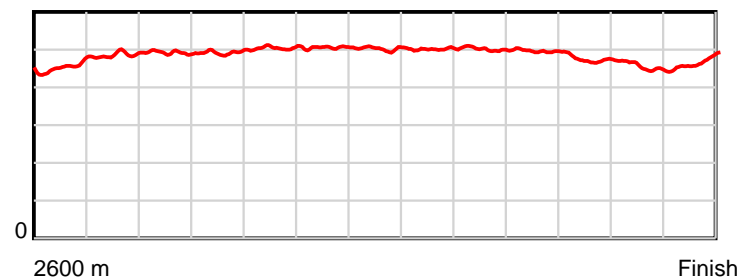
January 27, 2023, Race 5, INSURANCE LIFE (JUNIOR DRIVERS) MOBILE PACE, Distance 2600m, Addington - Survey 3200m

Result	TAB no.	Horse (Barrier)	2200m to	2000m to	1800m to	1600m to	1400m to	1200m to	1000m to	800m to	600m to	400m to	200m to	Total or	Margin
5th	11	Classy Dancer (11)	2000m	1800m	1600m	1400m	1200m	1000m	800m	600m	400m	200m	WP	Average	
		Position in running (margin)	8(10.2)	8(9.0)	7(8.2)	7(6.3)	7(7.3)	6(5.5)	7(6.7)	6(4.4)	6(4.1)	5(3.8)	6(5.2)		4.40
		Sectional time (s)	15.56	15.43	16.22	16.17	15.20	15.41	15.47	15.31	14.20	13.63	12.99		
		Cumulative time (s)	165.59	150.03	134.60	118.38	102.21	87.01	71.60	56.13	40.82	26.62	12.99	3:13.69	
		Speed (m/s)	12.85	12.96	12.33	12.37	13.16	12.98	12.93	13.06	14.08	14.67	15.40	13.42	
		Stride length (m)	6.33	6.38	6.22	6.25	6.61	6.50	6.48	6.49	6.66	6.65	7.25	6.56	
		Stride duration (s)	0.492	0.492	0.504	0.505	0.502	0.501	0.501	0.496	0.473	0.453	0.471	0.488	
		Stride efficiency (%)	62.54	63.60	60.41	60.99	68.33	66.07	65.52	65.73	69.30	69.08	82.07	67.18	
		Stride count	31.62	31.35	32.17	32.01	30.25	30.76	30.89	30.84	30.03	30.08	27.60	396.54	

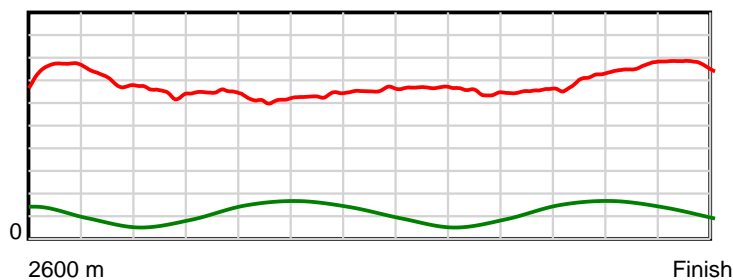
10 m Stride length



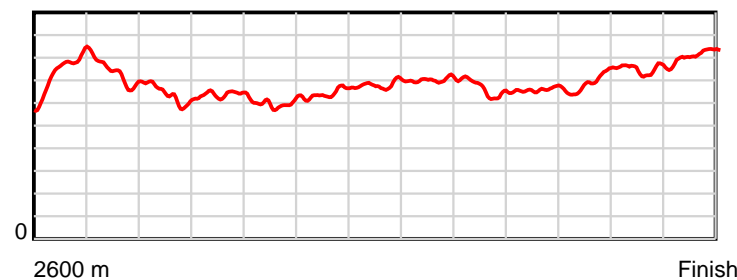
0.6 s Stride duration



20 m/sec Speed



100 % Stride efficiency



Note: Horizontal distance axis grid lines are 200m furlongs.

Disclaimer.

HRNZ and NZMTC and Thoroughbred Ratings Pty Ltd accepts no responsibility for the completeness or accuracy of any of the information contained herein, and makes no representations about its suitability for any particular purpose. Users should make their own judgements about those matters and/or seek independent advice. You assume all risks associated with use of the data provided on this page.



Race Results



January 27, 2023, Race 5, INSURANCE LIFE (JUNIOR DRIVERS) MOBILE PACE, Distance 2600m, Addington - Survey 3200m

Result	TAB no.	Horse (Barrier)	2600 to	2400m to
6th	9	The Coalman (9)	2400m	2200m
		Position in running (margin)	-	12(9.6)
		Sectional time (s)	14.27	14.45
		Cumulative time (s)	193.96	179.69
		Speed (m/s)	14.01	13.84
		Stride length (m)	6.26	6.14
		Stride duration (s)	0.439	0.444
		Stride efficiency (%)	61.22	58.97
		Stride count	31.95	32.56

Disclaimer.

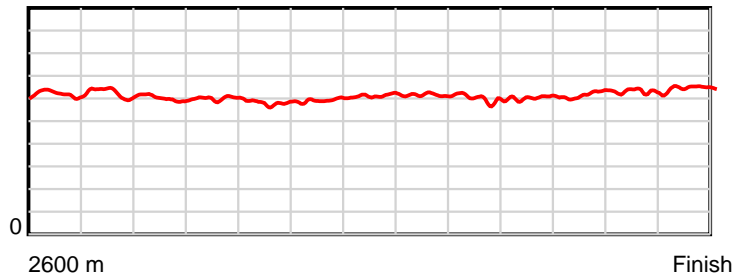
HRNZ and NZMTC and Thoroughbred Ratings Pty Ltd accepts no responsibility for the completeness or accuracy of any of the information contained herein, and makes no representations about its suitability for any particular purpose. Users should make their own judgements about those matters and/or seek independent advice. You assume all risks associated with use of the data provided on this page.

Race Results

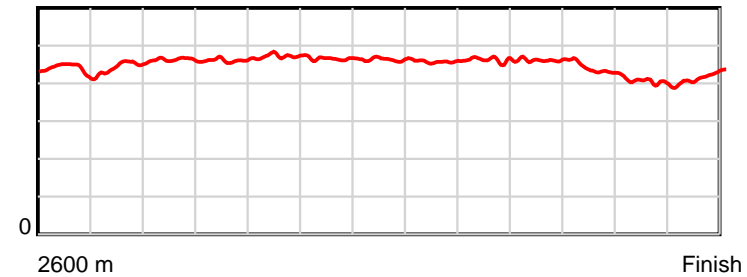
January 27, 2023, Race 5, INSURANCE LIFE (JUNIOR DRIVERS) MOBILE PACE, Distance 2600m, Addington - Survey 3200m

Result	TAB no.	Horse (Barrier)	2200m to	2000m to	1800m to	1600m to	1400m to	1200m to	1000m to	800m to	600m to	400m to	200m to	Total or	Margin
6th	9	The Coalman (9)	2000m	1800m	1600m	1400m	1200m	1000m	800m	600m	400m	200m	WP	Average	
		Position in running (margin)	10(12.9)	10(12.4)	10(11.6)	11(11.3)	11(11.0)	10(9.3)	10(9.1)	10(8.2)	10(7.8)	9(8.0)	9(6.9)		5.90
		Sectional time (s)	15.67	15.43	16.48	15.96	15.21	15.18	15.70	15.30	14.27	13.23	12.81		
		Cumulative time (s)	165.24	149.57	134.14	117.66	101.70	86.49	71.31	55.61	40.31	26.04	12.81	3:13.96	
		Speed (m/s)	12.76	12.96	12.14	12.53	13.15	13.18	12.74	13.07	14.02	15.12	15.61	13.40	
		Stride length (m)	5.91	5.98	5.73	5.83	6.10	6.02	5.88	6.03	6.12	6.08	6.55	6.04	
		Stride duration (s)	0.463	0.461	0.472	0.465	0.463	0.457	0.462	0.462	0.437	0.402	0.420	0.451	
		Stride efficiency (%)	54.56	55.89	51.26	53.11	58.06	56.72	54.10	56.90	58.51	57.73	67.04	57.06	
		Stride count	33.85	33.44	34.92	34.31	32.81	33.20	33.99	33.14	32.68	32.90	30.53	430.28	

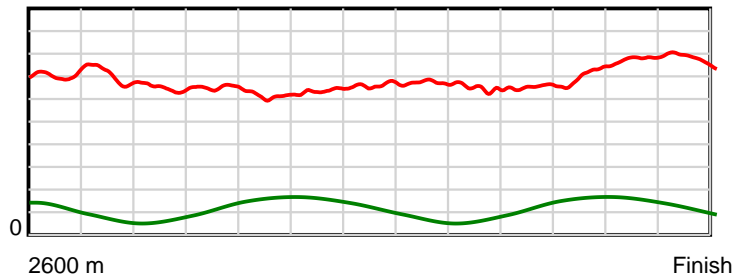
10 m Stride length



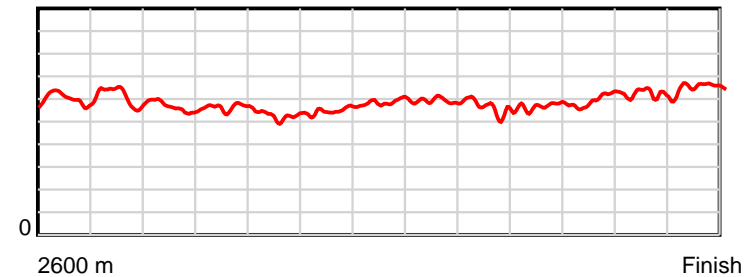
0.6 s Stride duration



20 m/sec Speed



100 % Stride efficiency



Note: Horizontal distance axis grid lines are 200m furlongs.

Disclaimer.

HRNZ and NZMTC and Thoroughbred Ratings Pty Ltd accepts no responsibility for the completeness or accuracy of any of the information contained herein, and makes no representations about its suitability for any particular purpose. Users should make their own judgements about those matters and/or seek independent advice. You assume all risks associated with use of the data provided on this page.



Race Results



January 27, 2023, Race 5, INSURANCE LIFE (JUNIOR DRIVERS) MOBILE PACE, Distance 2600m, Addington - Survey 3200m

Result	TAB no.	Horse (Barrier)	2600 to	2400m to
7th	3	Absolute Dynam... (3)	2400m	2200m
		Position in running (margin)	-	8(6.6)
		Sectional time (s)	13.54	14.64
		Cumulative time (s)	194.02	180.48
		Speed (m/s)	14.77	13.66
		Stride length (m)	6.24	6.08
		Stride duration (s)	0.425	0.445
		Stride efficiency (%)	60.93	57.74
		Stride count	32.03	32.90

Disclaimer.

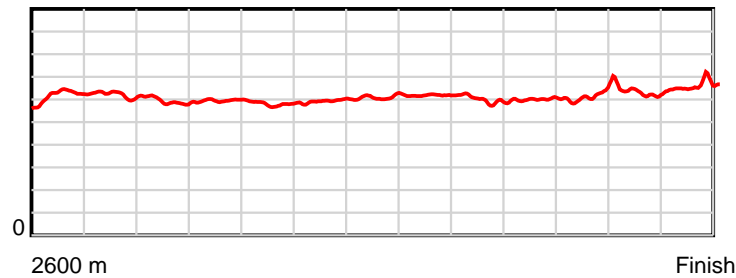
HRNZ and NZMTC and Thoroughbred Ratings Pty Ltd accepts no responsibility for the completeness or accuracy of any of the information contained herein, and makes no representations about its suitability for any particular purpose. Users should make their own judgements about those matters and/or seek independent advice. You assume all risks associated with use of the data provided on this page.

Race Results

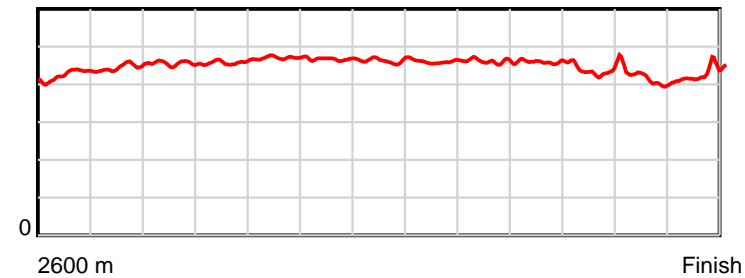
January 27, 2023, Race 5, INSURANCE LIFE (JUNIOR DRIVERS) MOBILE PACE, Distance 2600m, Addington - Survey 3200m

Result	TAB no.	Horse (Barrier)	2200m to	2000m to	1800m to	1600m to	1400m to	1200m to	1000m to	800m to	600m to	400m to	200m to	Total or	Margin
7th	3	Absolute Dynam... (3)	2000m	1800m	1600m	1400m	1200m	1000m	800m	600m	400m	200m	WP	Average	
		Position in running (margin)	9(11.1)	9(10.6)	9(9.6)	9(9.6)	9(9.5)	8(7.8)	8(7.1)	8(6.3)	8(6.0)	8(6.6)	8(6.6)		6.30
		Sectional time (s)	15.68	15.40	16.52	16.00	15.20	15.10	15.73	15.32	14.33	13.41	13.15		
		Cumulative time (s)	165.84	150.16	134.76	118.24	102.24	87.04	71.94	56.21	40.89	26.56	13.15	3:14.02	
		Speed (m/s)	12.76	12.99	12.11	12.50	13.16	13.25	12.71	13.05	13.96	14.91	15.21	13.40	
		Stride length (m)	5.82	5.94	5.70	5.84	6.09	6.09	5.86	6.01	6.11	6.15	6.52	6.03	
		Stride duration (s)	0.456	0.458	0.471	0.467	0.463	0.460	0.461	0.460	0.437	0.413	0.429	0.450	
		Stride efficiency (%)	52.88	55.21	50.69	53.22	57.99	58.00	53.67	56.37	58.25	59.14	66.46	56.77	
		Stride count	34.38	33.65	35.12	34.27	32.83	32.83	34.13	33.30	32.76	32.51	30.67	431.38	

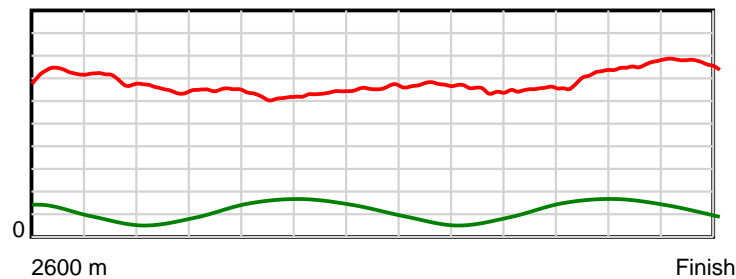
10 m Stride length



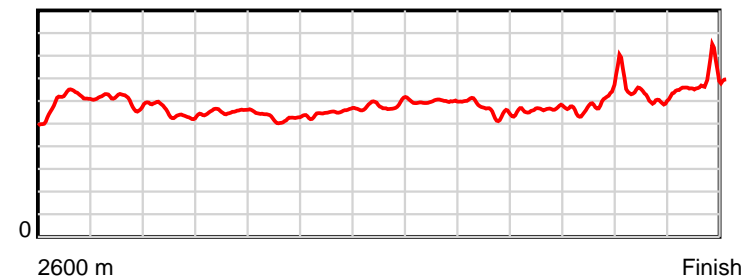
0.6 s Stride duration



20 m/sec Speed



100 % Stride efficiency



Note: Horizontal distance axis grid lines are 200m furlongs.

Disclaimer.

HRNZ and NZMTC and Thoroughbred Ratings Pty Ltd accepts no responsibility for the completeness or accuracy of any of the information contained herein, and makes no representations about its suitability for any particular purpose. Users should make their own judgements about those matters and/or seek independent advice. You assume all risks associated with use of the data provided on this page.



Race Results



January 27, 2023, Race 5, INSURANCE LIFE (JUNIOR DRIVERS) MOBILE PACE, Distance 2600m, Addington - Survey 3200m

Result	TAB no.	Horse (Barrier)	2600 to	2400m to
8th	10	Beta Than Love (10)	2400m	2200m
		Position in running (margin)	-	6(5.2)
		Sectional time (s)	13.31	13.84
		Cumulative time (s)	194.05	180.74
		Speed (m/s)	15.03	14.45
		Stride length (m)	6.66	6.56
		Stride duration (s)	0.434	0.454
		Stride efficiency (%)	69.41	67.17
		Stride count	30.01	30.51

Disclaimer.

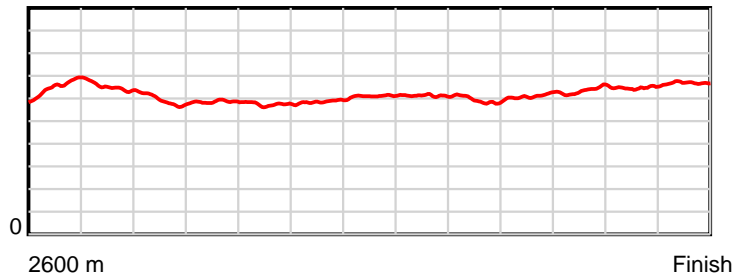
HRNZ and NZMTC and Thoroughbred Ratings Pty Ltd accepts no responsibility for the completeness or accuracy of any of the information contained herein, and makes no representations about its suitability for any particular purpose. Users should make their own judgements about those matters and/or seek independent advice. You assume all risks associated with use of the data provided on this page.

Race Results

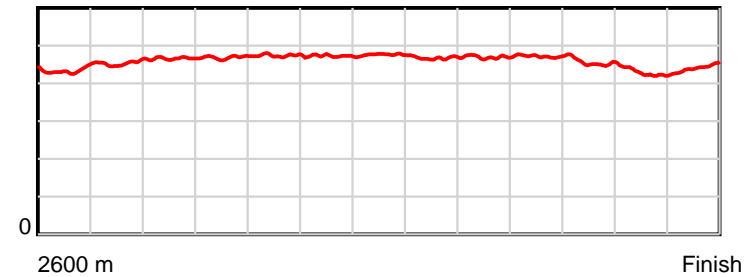
January 27, 2023, Race 5, INSURANCE LIFE (JUNIOR DRIVERS) MOBILE PACE, Distance 2600m, Addington - Survey 3200m

Result	TAB no.	Horse (Barrier)	2200m to	2000m to	1800m to	1600m to	1400m to	1200m to	1000m to	800m to	600m to	400m to	200m to	Total or	Margin
8th	10	Beta Than Love (10)	2000m	1800m	1600m	1400m	1200m	1000m	800m	600m	400m	200m	WP	Average	
		Position in running (margin)	3(4.9)	3(3.9)	6(6.1)	5(5.7)	6(6.2)	7(5.8)	6(6.1)	7(5.1)	7(5.3)	7(6.3)	7(6.0)		6.50
		Sectional time (s)	15.59	15.94	16.45	16.10	15.43	15.25	15.68	15.40	14.41	13.36	13.29		
		Cumulative time (s)	166.90	151.31	135.37	118.92	102.82	87.39	72.14	56.46	41.06	26.65	13.29	3:14.05	
		Speed (m/s)	12.83	12.55	12.16	12.42	12.96	13.11	12.76	12.99	13.88	14.97	15.05	13.40	
		Stride length (m)	5.98	5.88	5.76	5.86	6.17	6.13	5.99	6.13	6.33	6.41	6.66	6.18	
		Stride duration (s)	0.466	0.469	0.474	0.472	0.476	0.467	0.470	0.472	0.456	0.428	0.442	0.461	
		Stride efficiency (%)	55.80	54.09	51.88	53.72	59.43	58.66	56.14	58.70	62.68	64.13	69.27	59.68	
		Stride count	33.47	33.99	34.71	34.11	32.43	32.64	33.37	32.63	31.58	31.22	30.04	420.71	

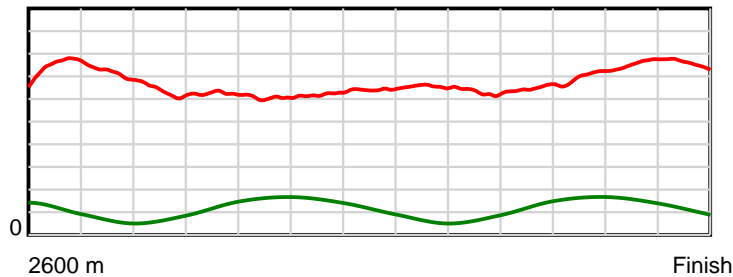
10 m Stride length



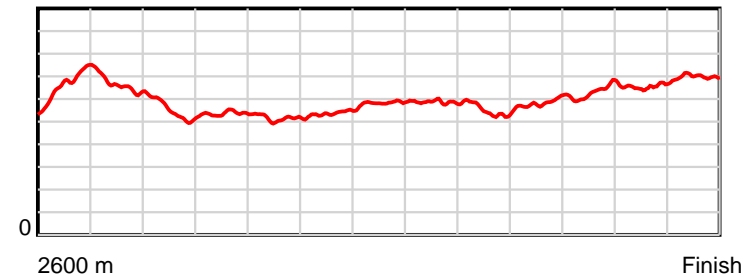
0.6 s Stride duration



20 m/sec Speed



100 % Stride efficiency



Note: Horizontal distance axis grid lines are 200m furlongs.

Disclaimer.

HRNZ and NZMTC and Thoroughbred Ratings Pty Ltd accepts no responsibility for the completeness or accuracy of any of the information contained herein, and makes no representations about its suitability for any particular purpose. Users should make their own judgements about those matters and/or seek independent advice. You assume all risks associated with use of the data provided on this page.



Race Results



January 27, 2023, Race 5, INSURANCE LIFE (JUNIOR DRIVERS) MOBILE PACE, Distance 2600m, Addington - Survey 3200m

Result	TAB no.	Horse (Barrier)	2600 to	2400m to
9th	1	Soviet Star (1)	2400m	2200m
		Position in running (margin)	-	3(2.4)
		Sectional time (s)	12.94	13.98
		Cumulative time (s)	194.45	181.51
		Speed (m/s)	15.46	14.31
		Stride length (m)	6.38	6.40
		Stride duration (s)	0.410	0.447
		Stride efficiency (%)	63.70	64.01
		Stride count	31.33	31.25

Disclaimer.

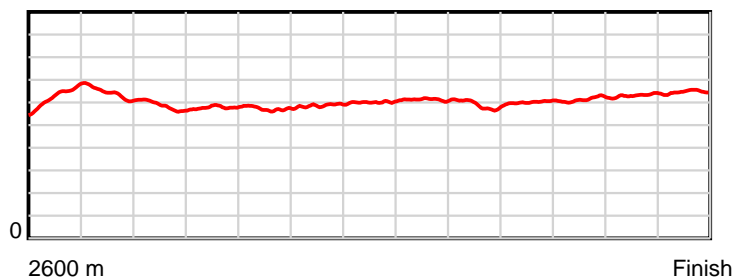
HRNZ and NZMTC and Thoroughbred Ratings Pty Ltd accepts no responsibility for the completeness or accuracy of any of the information contained herein, and makes no representations about its suitability for any particular purpose. Users should make their own judgements about those matters and/or seek independent advice. You assume all risks associated with use of the data provided on this page.

Race Results

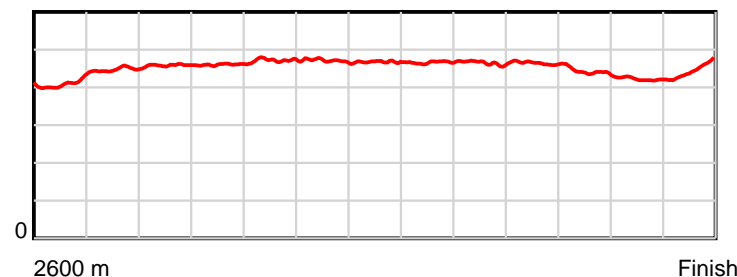
January 27, 2023, Race 5, INSURANCE LIFE (JUNIOR DRIVERS) MOBILE PACE, Distance 2600m, Addington - Survey 3200m

Result	TAB no.	Horse (Barrier)	2200m to	2000m to	1800m to	1600m to	1400m to	1200m to	1000m to	800m to	600m to	400m to	200m to	Total or	Margin
9th	1	Soviet Star (1)	2000m	1800m	1600m	1400m	1200m	1000m	800m	600m	400m	200m	WP	Average	
		Position in running (margin)	2(2.9)	2(2.1)	4(4.2)	3(3.6)	4(3.7)	5(3.8)	5(3.7)	5(3.1)	5(3.7)	6(4.8)	5(4.5)		8.60
		Sectional time (s)	15.62	15.92	16.43	16.03	15.52	15.19	15.75	15.47	14.42	13.37	13.81		
		Cumulative time (s)	167.53	151.91	135.99	119.56	103.53	88.01	72.82	57.07	41.60	27.18	13.81	3:14.45	
		Speed (m/s)	12.80	12.56	12.17	12.48	12.89	13.17	12.70	12.93	13.87	14.96	14.48	13.37	
		Stride length (m)	5.87	5.78	5.74	5.88	6.03	6.14	5.90	6.01	6.14	6.32	6.48	6.07	
		Stride duration (s)	0.458	0.460	0.472	0.471	0.467	0.466	0.465	0.464	0.443	0.422	0.447	0.454	
		Stride efficiency (%)	53.87	52.19	51.51	53.97	56.75	58.83	54.45	56.37	58.87	62.38	65.56	57.61	
		Stride count	34.06	34.61	34.84	34.03	33.19	32.60	33.88	33.30	32.58	31.66	30.88	428.21	

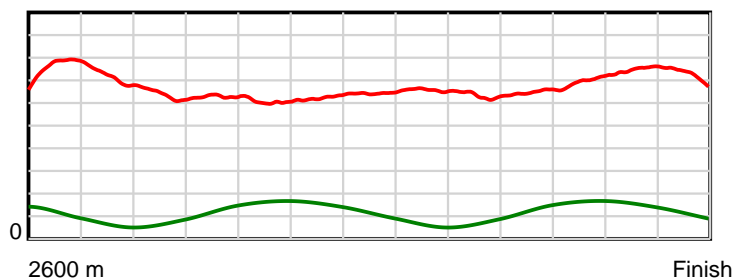
10 m Stride length



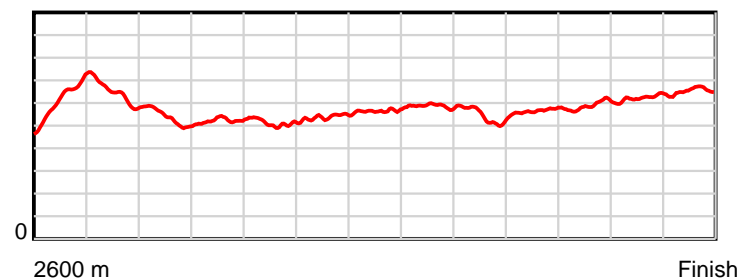
0.6 s Stride duration



20 m/sec Speed



100 % Stride efficiency



Note: Horizontal distance axis grid lines are 200m furlongs.

Disclaimer.

HRNZ and NZMTC and Thoroughbred Ratings Pty Ltd accepts no responsibility for the completeness or accuracy of any of the information contained herein, and makes no representations about its suitability for any particular purpose. Users should make their own judgements about those matters and/or seek independent advice. You assume all risks associated with use of the data provided on this page.



Race Results



January 27, 2023, Race 5, INSURANCE LIFE (JUNIOR DRIVERS) MOBILE PACE, Distance 2600m, Addington - Survey 3200m

Result	TAB no.	Horse (Barrier)	2600 to	2400m to
10th	8	The Conqueror (8)	2400m	2200m
		Position in running (margin)	-	10(7.8)
		Sectional time (s)	13.63	15.78
		Cumulative time (s)	194.73	181.10
		Speed (m/s)	14.67	12.67
		Stride length (m)	14.25	8.61
		Stride duration (s)	0.983	0.679
		Stride efficiency (%)	317.32	115.79
		Stride count	14.04	23.23

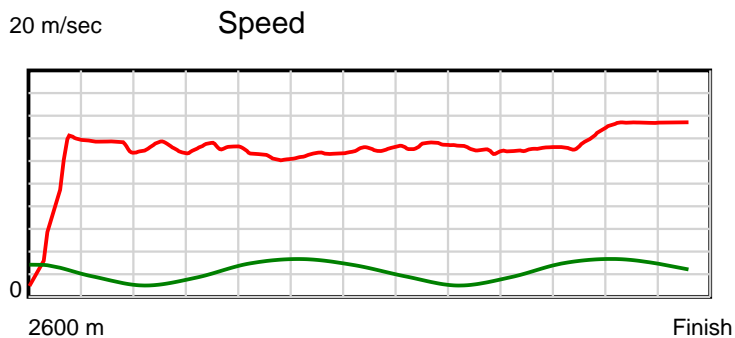
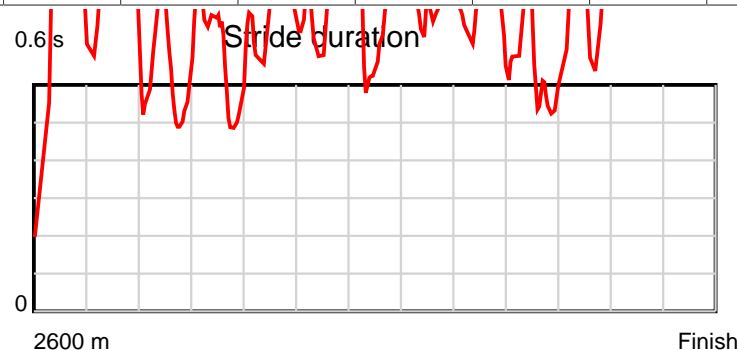
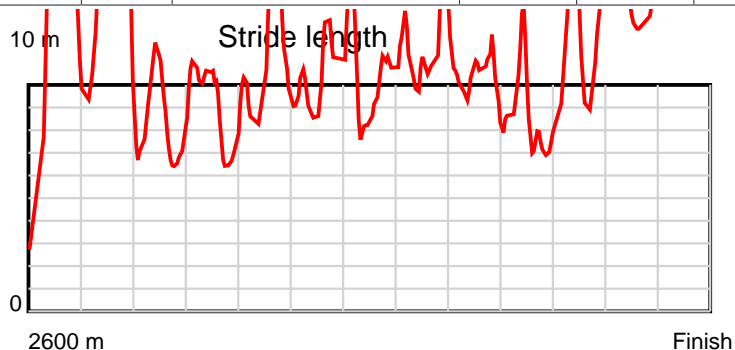
Disclaimer.

HRNZ and NZMTC and Thoroughbred Ratings Pty Ltd accepts no responsibility for the completeness or accuracy of any of the information contained herein, and makes no representations about its suitability for any particular purpose. Users should make their own judgements about those matters and/or seek independent advice. You assume all risks associated with use of the data provided on this page.

Race Results

January 27, 2023, Race 5, INSURANCE LIFE (JUNIOR DRIVERS) MOBILE PACE, Distance 2600m, Addington - Survey 3200m

Result	TAB no.	Horse (Barrier)	2200m to	2000m to	1800m to	1600m to	1400m to	1200m to	1000m to	800m to	600m to	400m to	200m to	Total or	Margin
10th	8	The Conqueror (8)	2000m	1800m	1600m	1400m	1200m	1000m	800m	600m	400m	200m	WP	Average	
		Position in running (margin)	12(19.1)	11(17.1)	11(13.8)	12(13.4)	12(12.9)	12(10.8)	12(11.3)	12(9.8)	11(9.4)	11(9.9)	11(9.5)		10.20
		Sectional time (s)	15.43	15.02	16.45	15.93	15.14	15.30	15.60	15.31	14.31	13.34	13.49		
		Cumulative time (s)	165.32	149.89	134.87	118.42	102.49	87.35	72.05	56.45	41.14	26.83	13.49	3:14.73	
		Speed (m/s)	12.96	13.32	12.16	12.55	13.21	13.07	12.82	13.06	13.98	14.99	14.83	13.35	
		Stride length (m)	7.78	7.26	7.86	7.77	8.28	8.14	7.37	8.54	10.47	10.41	29.45	9.09	
		Stride duration (s)	0.601	0.545	0.647	0.619	0.627	0.623	0.575	0.654	0.750	0.694	1.986	0.681	
		Stride efficiency (%)	94.69	82.37	96.61	94.36	107.06	103.55	84.97	114.07	171.46	169.19	1355.47	129.10	
		Stride count	25.69	27.55	25.44	25.74	24.16	24.57	27.12	23.41	19.09	19.22	6.79	286.05	



Note: Horizontal distance axis grid lines are 200m furlongs.

Disclaimer.

HRNZ and NZMTC and Thoroughbred Ratings Pty Ltd accepts no responsibility for the completeness or accuracy of any of the information contained herein, and makes no representations about its suitability for any particular purpose. Users should make their own judgements about those matters and/or seek independent advice. You assume all risks associated with use of the data provided on this page.



Race Results



January 27, 2023, Race 5, INSURANCE LIFE (JUNIOR DRIVERS) MOBILE PACE, Distance 2600m, Addington - Survey 3200m

Result	TAB no.	Horse (Barrier)	2600 to	2400m to
11th	12	Sonic Reign (12)	2400m	2200m
		Position in running (margin)	-	9(7.5)
		Sectional time (s)	13.63	14.07
		Cumulative time (s)	194.84	181.21
		Speed (m/s)	14.67	14.21
		Stride length (m)	6.57	6.47
		Stride duration (s)	0.441	0.455
		Stride efficiency (%)	67.47	65.33
		Stride count	30.44	30.93

Disclaimer.

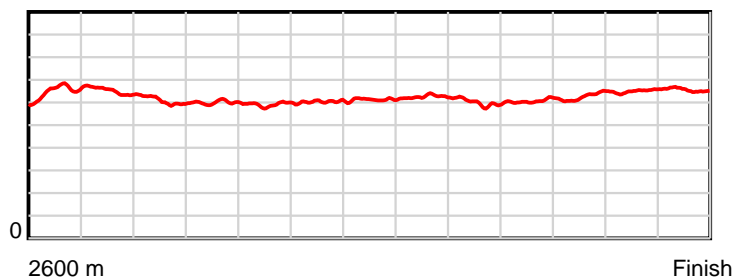
HRNZ and NZMTC and Thoroughbred Ratings Pty Ltd accepts no responsibility for the completeness or accuracy of any of the information contained herein, and makes no representations about its suitability for any particular purpose. Users should make their own judgements about those matters and/or seek independent advice. You assume all risks associated with use of the data provided on this page.

Race Results

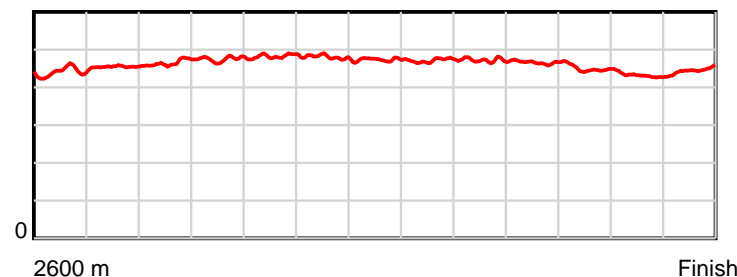
January 27, 2023, Race 5, INSURANCE LIFE (JUNIOR DRIVERS) MOBILE PACE, Distance 2600m, Addington - Survey 3200m

Result	TAB no.	Horse (Barrier)	2200m to	2000m to	1800m to	1600m to	1400m to	1200m to	1000m to	800m to	600m to	400m to	200m to	Total or	Margin
11th	12	Sonic Reign (12)	2000m	1800m	1600m	1400m	1200m	1000m	800m	600m	400m	200m	WP	Average	
		Position in running (margin)	7(8.5)	6(6.3)	8(8.3)	8(8.1)	8(7.9)	9(7.9)	9(7.7)	9(7.1)	9(7.2)	10(8.3)	10(8.2)		10.80
		Sectional time (s)	15.39	15.90	16.49	15.99	15.49	15.16	15.76	15.39	14.42	13.40	13.75		
		Cumulative time (s)	167.14	151.75	135.85	119.36	103.37	87.88	72.72	56.96	41.57	27.15	13.75	3:14.84	
		Speed (m/s)	13.00	12.58	12.13	12.51	12.91	13.19	12.69	13.00	13.87	14.93	14.55	13.34	
		Stride length (m)	6.03	5.98	5.85	6.00	6.11	6.21	5.99	6.06	6.24	6.44	6.49	6.18	
		Stride duration (s)	0.464	0.475	0.482	0.480	0.473	0.471	0.472	0.467	0.450	0.431	0.446	0.463	
		Stride efficiency (%)	56.86	55.84	53.48	56.27	58.32	60.32	56.07	57.46	60.94	64.76	65.75	59.67	
		Stride count	33.16	33.46	34.19	33.33	32.74	32.19	33.39	32.98	32.03	31.07	30.83	420.74	

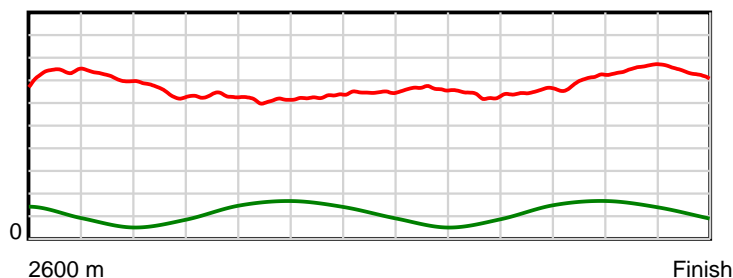
10 m Stride length



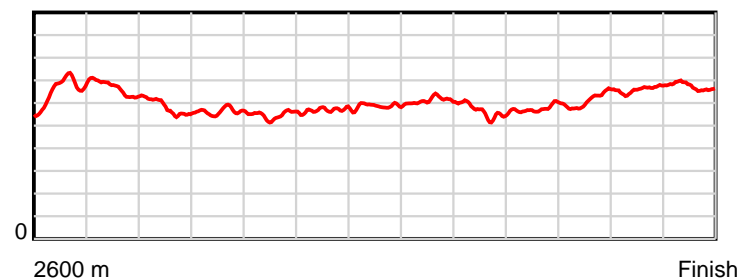
0.6 s Stride duration



20 m/sec Speed



100 % Stride efficiency



Note: Horizontal distance axis grid lines are 200m furlongs.

Disclaimer.

HRNZ and NZMTC and Thoroughbred Ratings Pty Ltd accepts no responsibility for the completeness or accuracy of any of the information contained herein, and makes no representations about its suitability for any particular purpose. Users should make their own judgements about those matters and/or seek independent advice. You assume all risks associated with use of the data provided on this page.



Race Results



January 27, 2023, Race 5, INSURANCE LIFE (JUNIOR DRIVERS) MOBILE PACE, Distance 2600m, Addington - Survey 3200m

Result	TAB no.	Horse (Barrier)	2600 to	2400m to
12th	7	Rockin Va Va (7)	2400m	2200m
		Position in running (margin)	-	11(8.4)
		Sectional time (s)	14.14	15.56
		Cumulative time (s)	195.99	181.85
		Speed (m/s)	14.14	12.85
		Stride length (m)	0.00	0.00
		Stride duration (s)	0.000	0.000
		Stride efficiency (%)	0.00	0.00
		Stride count	0.00	0.00

Disclaimer.

HRNZ and NZMTC and Thoroughbred Ratings Pty Ltd accepts no responsibility for the completeness or accuracy of any of the information contained herein, and makes no representations about its suitability for any particular purpose. Users should make their own judgements about those matters and/or seek independent advice. You assume all risks associated with use of the data provided on this page.




Race Results

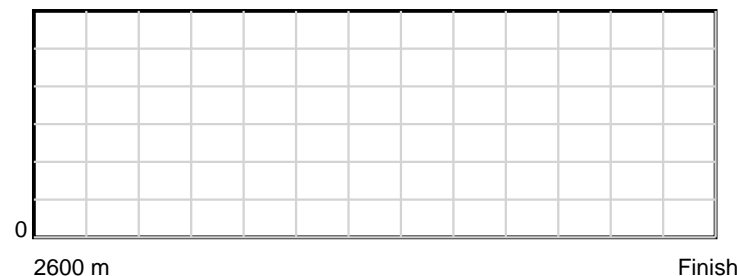
January 27, 2023, Race 5, INSURANCE LIFE (JUNIOR DRIVERS) MOBILE PACE, Distance 2600m, Addington - Survey 3200m

Result	TAB no.	Horse (Barrier)	2200m to	2000m to	1800m to	1600m to	1400m to	1200m to	1000m to	800m to	600m to	400m to	200m to	Total or	Margin
12th	7	Rockin Va Va (7)	2000m	1800m	1600m	1400m	1200m	1000m	800m	600m	400m	200m	WP	Average	
		Position in running (margin)	11(18.4)	12(20.3)	12(16.5)	10(11.0)	10(9.8)	11(9.8)	11(9.4)	11(9.5)	12(9.9)	12(10.8)	12(11.3)		17.20
		Sectional time (s)	16.07	14.93	15.61	15.81	15.49	15.14	15.86	15.44	14.39	13.49	14.06		
		Cumulative time (s)	166.29	150.22	135.29	119.68	103.87	88.38	73.24	57.38	41.94	27.55	14.06	3:15.99	
		Speed (m/s)	12.45	13.40	12.81	12.65	12.91	13.21	12.61	12.95	13.90	14.83	14.22	13.27	
		Stride length (m)	0.00	0.00	0.00	0.00	0.00	0.00	0.00	0.00	0.00	0.00	0.00	nan	
		Stride duration (s)	0.000	0.000	0.000	0.000	0.000	0.000	0.000	0.000	0.000	0.000	0.000	nan	
		Stride efficiency (%)	0.00	0.00	0.00	0.00	0.00	0.00	0.00	0.00	0.00	0.00	0.00	nan	
		Stride count	0.00	0.00	0.00	0.00	0.00	0.00	0.00	0.00	0.00	0.00	0.00	0.00	


10 m Stride length




0.6 s Stride duration



20 m/sec Speed



100 % Stride efficiency



Note: Horizontal distance axis grid lines are 200m furlongs.

Disclaimer.

HRNZ and NZMTC and Thoroughbred Ratings Pty Ltd accepts no responsibility for the completeness or accuracy of any of the information contained herein, and makes no representations about its suitability for any particular purpose. Users should make their own judgements about those matters and/or seek independent advice. You assume all risks associated with use of the data provided on this page.