



Race Results

NZ Metropolitan Trotting Club Inc, HRNZ, January 27, 2023

Compilation date: January 27, 2023, 9:11:20 PM (NZDT)

Copyright © 2023 HRNZ and NZMTC. All rights reserved.

Trademarks.

StrideMASTER is a registered trademark of Thoroughbred Ratings Pty Ltd.

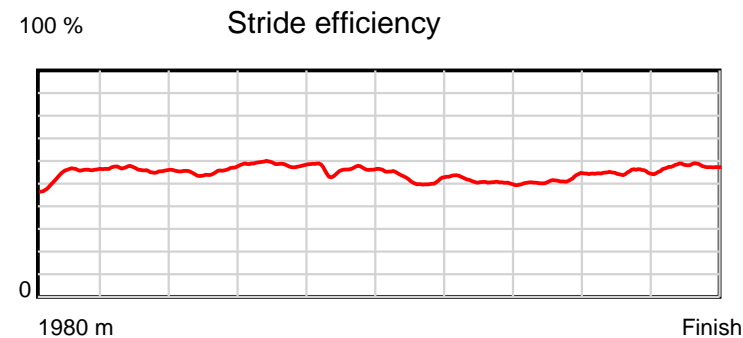
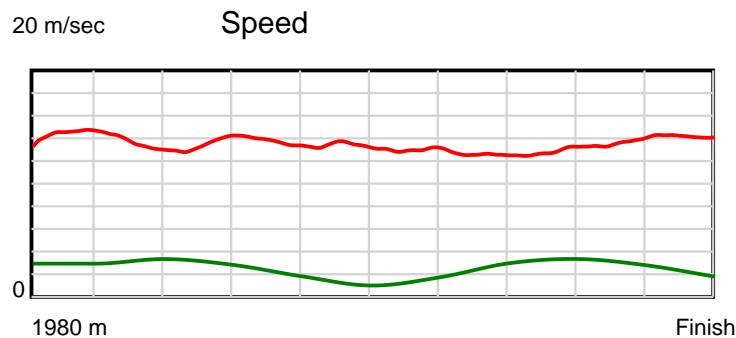
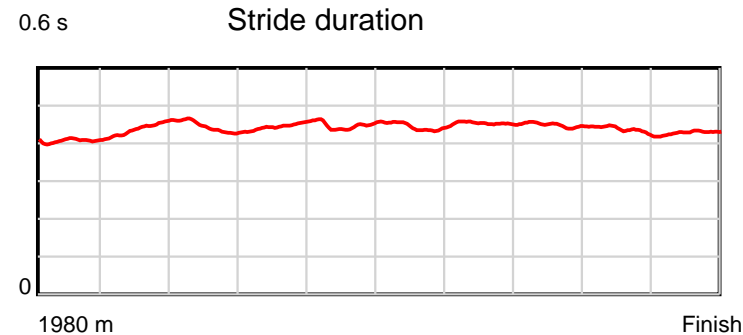
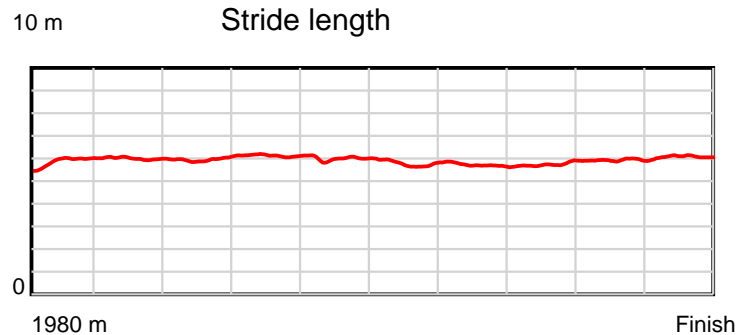
Disclaimer.

HRNZ and NZMTC and Thoroughbred Ratings Pty Ltd accepts no responsibility for the completeness or accuracy of any of the information contained herein, and makes no representations about its suitability for any particular purpose. Users should make their own judgements about those matters and/or seek independent advice. You assume all risks associated with use of the data provided on this page.

Race Results

January 27, 2023, Race 8, PHOEBE STUD SAYS HAPPY 18TH BIRTHDAY GEMMA BECKETT MOB TROT, Distance 1980m, Addington - Survey 1980m

Result	TAB no.	Horse (Barrier)	1980 to	1800m to	1600m to	1400m to	1200m to	1000m to	800m to	600m to	400m to	200m to	Total or	Margin
1st	4	Martha Stuart (4)	1800m	1600m	1400m	1200m	1000m	800m	600m	400m	200m	WP	Average	
		Position in running (margin)	-	1(0.0)	1(0.0)	1(0.0)	2(2.1)	1(0.0)	1(0.0)	1(0.0)	1(0.0)	1(0.0)		0.00
		Sectional time (s)	12.30	14.94	14.88	14.55	14.93	15.49	15.87	15.74	14.70	14.13		
		Cumulative time (s)	147.53	135.23	120.29	105.41	90.86	75.93	60.44	44.57	28.83	14.13	2:27.53	
		Speed (m/s)	14.63	13.39	13.44	13.75	13.40	12.91	12.60	12.71	13.61	14.15	13.42	
		Stride length (m)	5.91	5.88	5.96	6.12	5.99	5.73	5.71	5.69	5.93	6.07	5.90	
		Stride duration (s)	0.407	0.439	0.443	0.445	0.447	0.444	0.453	0.448	0.436	0.429	0.439	
		Stride efficiency (%)	54.58	54.07	55.44	58.50	56.15	51.35	51.02	50.67	54.95	57.50	54.33	
		Stride count	30.46	34.00	33.58	32.69	33.37	34.89	35.00	35.12	33.73	32.97	335.81	



Note: Horizontal distance axis grid lines are 200m furlongs.

Disclaimer.

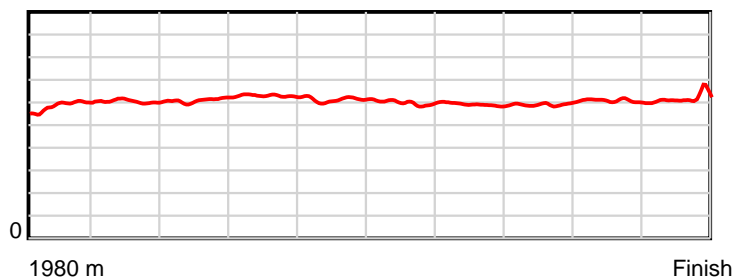
HRNZ and NZMTC and Thoroughbred Ratings Pty Ltd accepts no responsibility for the completeness or accuracy of any of the information contained herein, and makes no representations about its suitability for any particular purpose. Users should make their own judgements about those matters and/or seek independent advice. You assume all risks associated with use of the data provided on this page.

Race Results

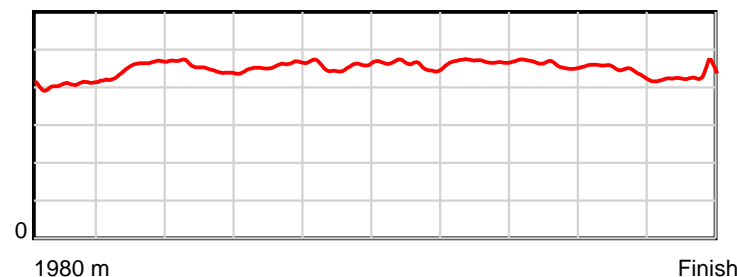
January 27, 2023, Race 8, PHOEBE STUD SAYS HAPPY 18TH BIRTHDAY GEMMA BECKETT MOB TROT, Distance 1980m, Addington - Survey 1980m

Result	TAB no.	Horse (Barrier)	1980 to	1800m to	1600m to	1400m to	1200m to	1000m to	800m to	600m to	400m to	200m to	Total or	Margin
2nd	2	Navara (2)	1800m	1600m	1400m	1200m	1000m	800m	600m	400m	200m	WP	Average	
		Position in running (margin)	-	3(1.0)	2(1.7)	3(1.9)	3(3.9)	3(2.2)	3(2.1)	3(2.3)	3(1.8)	3(1.4)		0.40
		Sectional time (s)	12.62	15.06	14.90	14.56	14.99	15.47	15.90	15.66	14.62	13.82		
		Cumulative time (s)	147.60	134.98	119.92	105.02	90.46	75.47	60.00	44.10	28.44	13.82	2:27.60	
		Speed (m/s)	14.26	13.28	13.42	13.74	13.34	12.93	12.58	12.77	13.68	14.47	13.41	
		Stride length (m)	5.86	5.99	6.07	6.27	6.10	5.93	5.90	5.89	6.10	6.20	6.03	
		Stride duration (s)	0.407	0.451	0.452	0.456	0.457	0.459	0.469	0.461	0.446	0.429	0.450	
		Stride efficiency (%)	53.61	56.13	57.51	61.42	58.20	54.99	54.37	54.25	58.09	60.07	56.82	
		Stride count	30.73	33.37	32.97	31.90	32.77	33.71	33.91	33.94	32.80	32.26	328.36	

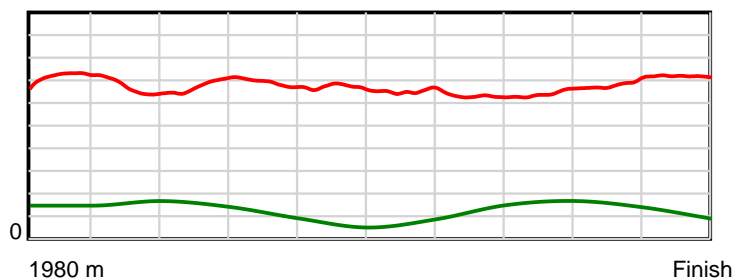
10 m Stride length



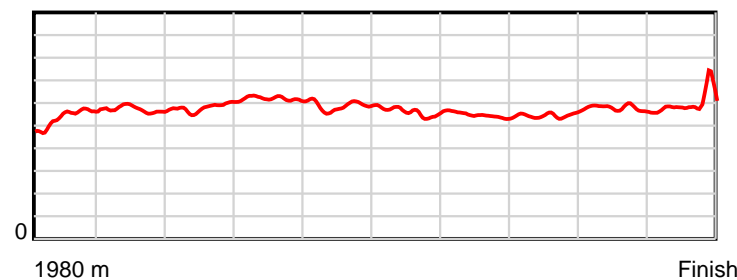
0.6 s Stride duration



20 m/sec Speed



100 % Stride efficiency



Note: Horizontal distance axis grid lines are 200m furlongs.


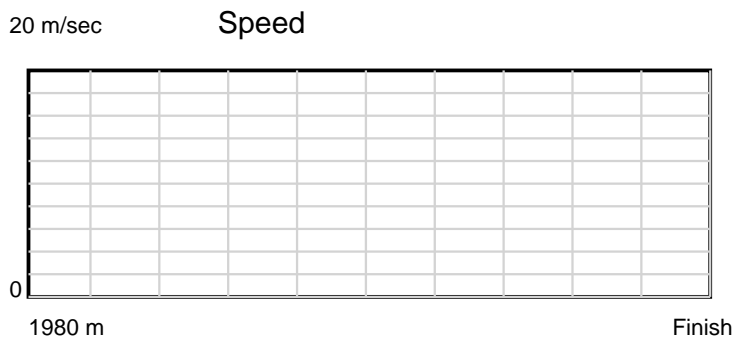
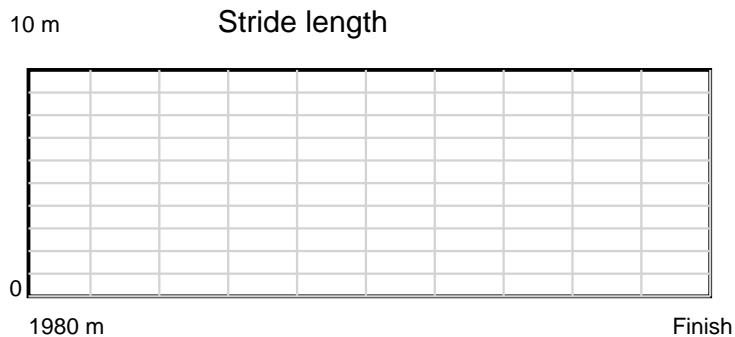
Disclaimer.

HRNZ and NZMTC and Thoroughbred Ratings Pty Ltd accepts no responsibility for the completeness or accuracy of any of the information contained herein, and makes no representations about its suitability for any particular purpose. Users should make their own judgements about those matters and/or seek independent advice. You assume all risks associated with use of the data provided on this page.

Race Results

January 27, 2023, Race 8, PHOEBE STUD SAYS HAPPY 18TH BIRTHDAY GEMMA BECKETT MOB TROT, Distance 1980m, Addington - Survey 1980m

Result	TAB no.	Horse (Barrier)	1980 to	1800m to	1600m to	1400m to	1200m to	1000m to	800m to	600m to	400m to	200m to	Total or	Margin
3rd	7	Spy Da Moment (7)	1800m	1600m	1400m	1200m	1000m	800m	600m	400m	200m	WP	Average	
		Position in running (margin)	-	10(5.6)	9(9.3)	7(8.3)	4(4.6)	4(3.2)	6(5.9)	6(5.3)	6(4.7)	7(4.0)		0.70
		Sectional time (s)	13.32	15.55	14.71	13.59	15.03	15.94	15.78	15.64	14.59	13.50		
		Cumulative time (s)	147.65	134.33	118.78	104.07	90.48	75.45	59.51	43.73	28.09	13.50	2:27.65	
		Speed (m/s)	13.51	12.86	13.60	14.72	13.31	12.55	12.67	12.79	13.71	14.81	13.41	
		Stride length (m)	0.00	0.00	0.00	0.00	0.00	0.00	0.00	0.00	0.00	0.00	nan	
		Stride duration (s)	0.000	0.000	0.000	0.000	0.000	0.000	0.000	0.000	0.000	0.000	nan	
		Stride efficiency (%)	0.00	0.00	0.00	0.00	0.00	0.00	0.00	0.00	0.00	0.00	nan	
		Stride count	0.00	0.00	0.00	0.00	0.00	0.00	0.00	0.00	0.00	0.00	0.00	



Note: Horizontal distance axis grid lines are 200m furlongs.

Disclaimer.

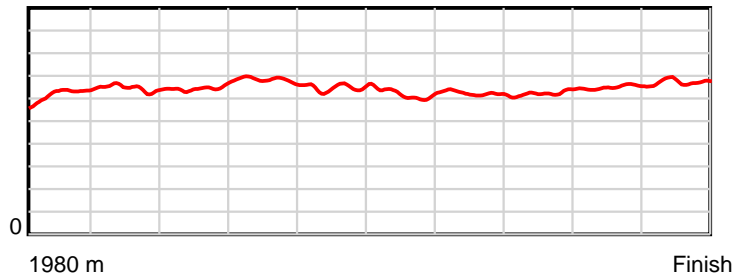
HRNZ and NZMTC and Thoroughbred Ratings Pty Ltd accepts no responsibility for the completeness or accuracy of any of the information contained herein, and makes no representations about its suitability for any particular purpose. Users should make their own judgements about those matters and/or seek independent advice. You assume all risks associated with use of the data provided on this page.

Race Results

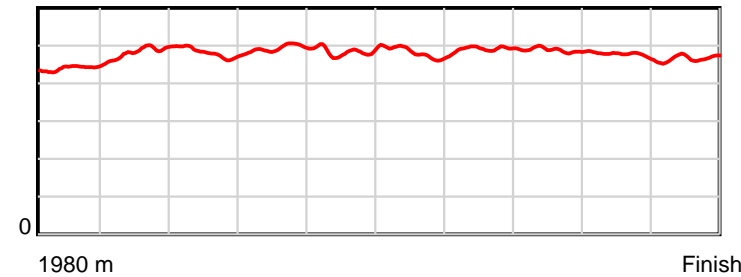
January 27, 2023, Race 8, PHOEBE STUD SAYS HAPPY 18TH BIRTHDAY GEMMA BECKETT MOB TROT, Distance 1980m, Addington - Survey 1980m

Result	TAB no.	Horse (Barrier)	1980 to	1800m to	1600m to	1400m to	1200m to	1000m to	800m to	600m to	400m to	200m to	Total or	Margin
4th	1	Rachmaninov (1)	1800m	1600m	1400m	1200m	1000m	800m	600m	400m	200m	WP	Average	
		Position in running (margin)	-	5(2.8)	5(3.9)	4(4.1)	6(5.8)	5(4.3)	5(4.8)	5(4.1)	5(3.8)	5(3.6)		2.20
		Sectional time (s)	12.75	15.11	14.91	14.50	15.02	15.56	15.76	15.69	14.67	13.95		
		Cumulative time (s)	147.92	135.17	120.06	105.15	90.65	75.63	60.07	44.31	28.62	13.95	2:27.92	
		Speed (m/s)	14.11	13.24	13.41	13.79	13.32	12.85	12.69	12.75	13.63	14.34	13.39	
		Stride length (m)	6.23	6.41	6.45	6.80	6.46	6.17	6.25	6.22	6.49	6.69	6.41	
		Stride duration (s)	0.441	0.484	0.481	0.493	0.485	0.480	0.492	0.488	0.476	0.467	0.479	
		Stride efficiency (%)	60.74	64.12	65.03	72.28	65.12	59.53	60.96	60.45	65.77	70.00	64.26	
		Stride count	28.87	31.22	31.00	29.41	30.98	32.40	32.02	32.16	30.83	29.88	308.77	

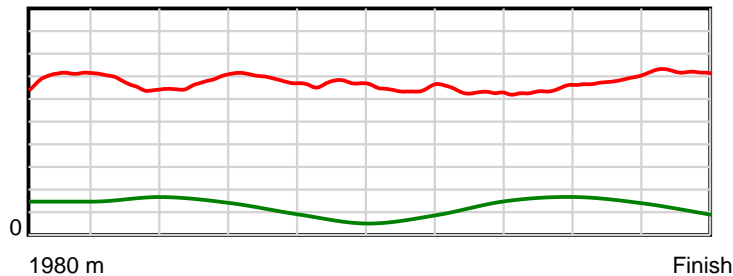
10 m Stride length



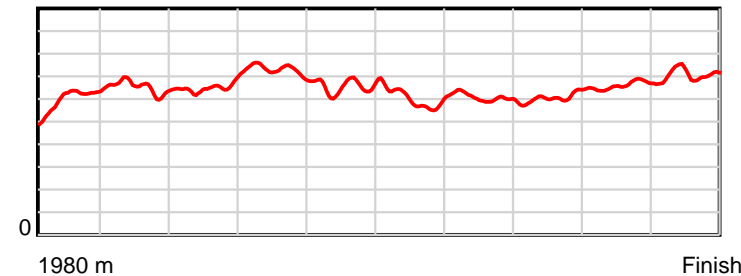
0.6 s Stride duration



20 m/sec Speed



100 % Stride efficiency



Note: Horizontal distance axis grid lines are 200m furlongs.

Disclaimer.

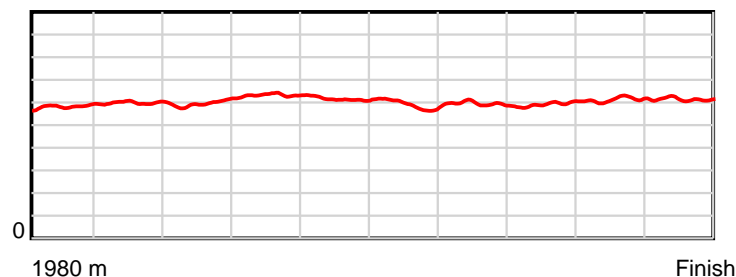
HRNZ and NZMTC and Thoroughbred Ratings Pty Ltd accepts no responsibility for the completeness or accuracy of any of the information contained herein, and makes no representations about its suitability for any particular purpose. Users should make their own judgements about those matters and/or seek independent advice. You assume all risks associated with use of the data provided on this page.

Race Results

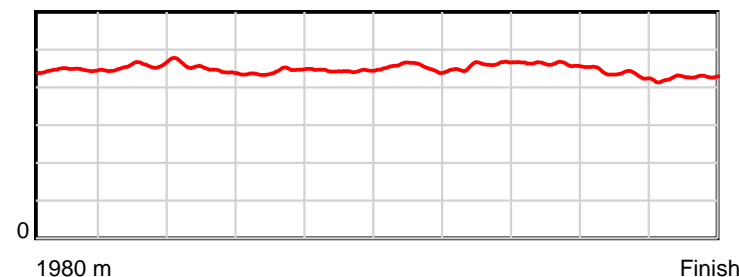
January 27, 2023, Race 8, PHOEBE STUD SAYS HAPPY 18TH BIRTHDAY GEMMA BECKETT MOB TROT, Distance 1980m, Addington - Survey 1980m

Result	TAB no.	Horse (Barrier)	1980 to	1800m to	1600m to	1400m to	1200m to	1000m to	800m to	600m to	400m to	200m to	Total or	Margin
5th	9	Paris Prince (9)	1800m	1600m	1400m	1200m	1000m	800m	600m	400m	200m	WP	Average	
		Position in running (margin)	-	13(9.3)	12(13.5)	12(14.8)	12(13.6)	9(9.2)	8(8.3)	7(6.3)	7(5.7)	6(3.9)		2.50
		Sectional time (s)	13.96	15.63	15.11	14.01	14.53	15.35	15.53	15.65	14.41	13.80		
		Cumulative time (s)	147.98	134.02	118.39	103.28	89.27	74.74	59.39	43.86	28.21	13.80	2:27.98	
		Speed (m/s)	12.89	12.80	13.24	14.28	13.76	13.03	12.88	12.78	13.88	14.49	13.38	
		Stride length (m)	5.81	5.85	5.95	6.32	6.10	5.91	5.91	5.90	6.04	6.19	6.00	
		Stride duration (s)	0.446	0.457	0.450	0.443	0.444	0.454	0.459	0.461	0.435	0.427	0.448	
		Stride efficiency (%)	52.75	53.45	55.37	62.36	58.24	54.65	54.66	54.37	57.02	59.92	56.20	
		Stride count	30.98	34.20	33.60	31.66	32.76	33.82	33.82	33.91	33.11	32.30	330.16	

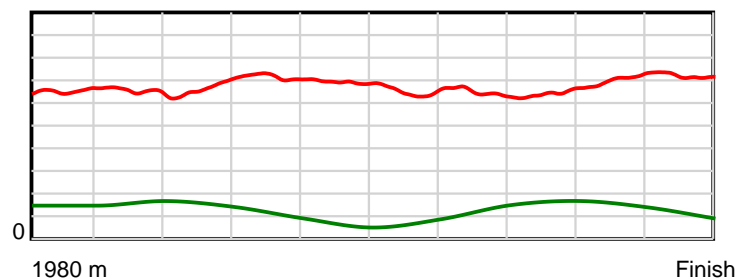
10 m Stride length



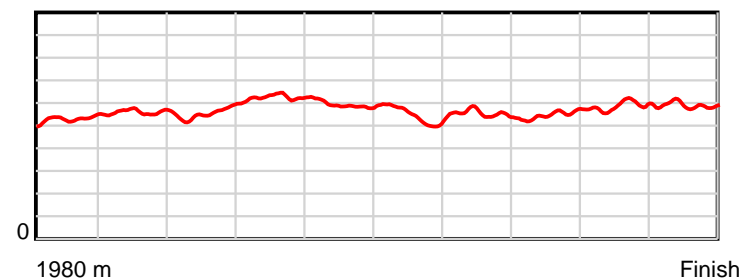
0.6 s Stride duration



20 m/sec Speed



100 % Stride efficiency



Note: Horizontal distance axis grid lines are 200m furlongs.

Disclaimer.

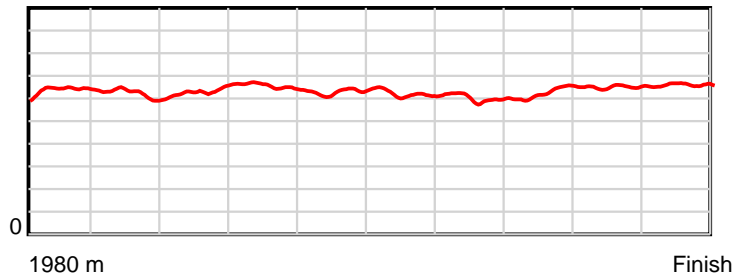
HRNZ and NZMTC and Thoroughbred Ratings Pty Ltd accepts no responsibility for the completeness or accuracy of any of the information contained herein, and makes no representations about its suitability for any particular purpose. Users should make their own judgements about those matters and/or seek independent advice. You assume all risks associated with use of the data provided on this page.

Race Results

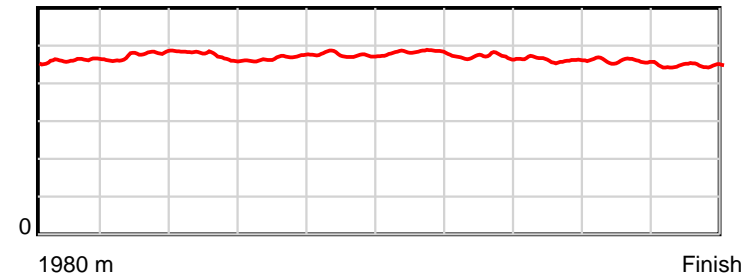
January 27, 2023, Race 8, PHOEBE STUD SAYS HAPPY 18TH BIRTHDAY GEMMA BECKETT MOB TROT, Distance 1980m, Addington - Survey 1980m

Result	TAB no.	Horse (Barrier)	1980 to	1800m to	1600m to	1400m to	1200m to	1000m to	800m to	600m to	400m to	200m to	Total or	Margin
6th	13	Light Of Da Mo... (13)	1800m	1600m	1400m	1200m	1000m	800m	600m	400m	200m	WP	Average	
		Position in running (margin)	-	9(5.2)	8(8.9)	10(10.3)	10(11.0)	11(11.6)	11(14.5)	12(13.7)	10(8.8)	8(5.5)		2.60
		Sectional time (s)	13.28	15.55	15.11	14.34	15.36	15.98	15.74	14.91	14.15	13.57		
		Cumulative time (s)	147.99	134.71	119.16	104.05	89.71	74.35	58.37	42.63	27.72	13.57	2:27.99	
		Speed (m/s)	13.55	12.86	13.24	13.95	13.02	12.52	12.71	13.41	14.13	14.74	13.38	
		Stride length (m)	6.42	6.11	6.27	6.52	6.19	6.04	5.97	6.20	6.48	6.59	6.27	
		Stride duration (s)	0.459	0.475	0.474	0.468	0.475	0.483	0.470	0.462	0.458	0.447	0.469	
		Stride efficiency (%)	64.47	58.39	61.43	66.53	59.84	57.09	55.64	60.06	65.53	67.86	61.46	
		Stride count	28.02	32.72	31.90	30.65	32.32	33.09	33.52	32.26	30.89	30.35	315.72	

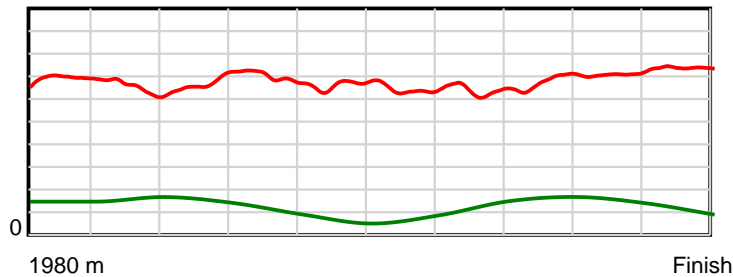
10 m Stride length



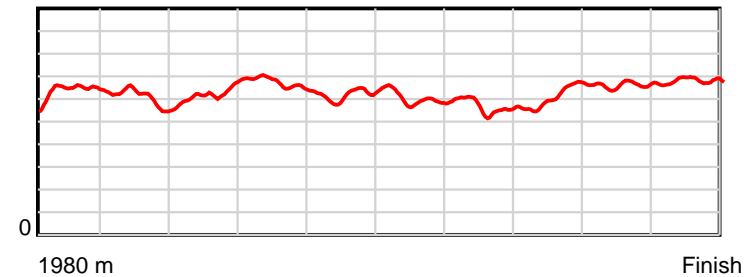
0.6 s Stride duration



20 m/sec Speed



100 % Stride efficiency



Note: Horizontal distance axis grid lines are 200m furlongs.

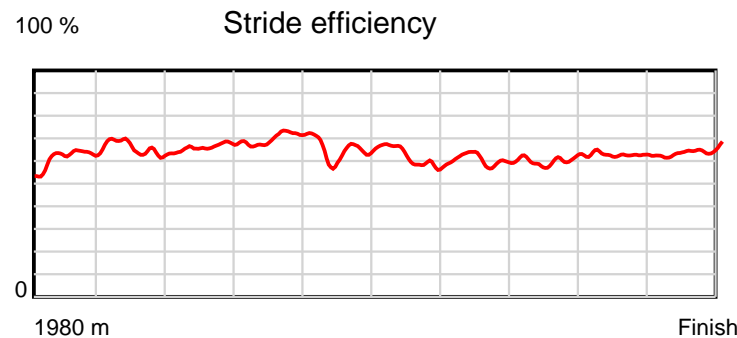
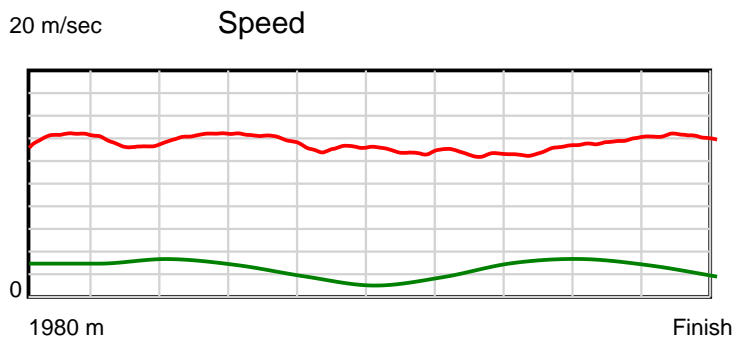
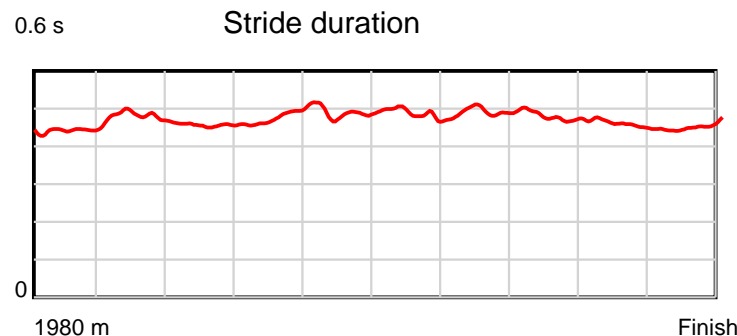
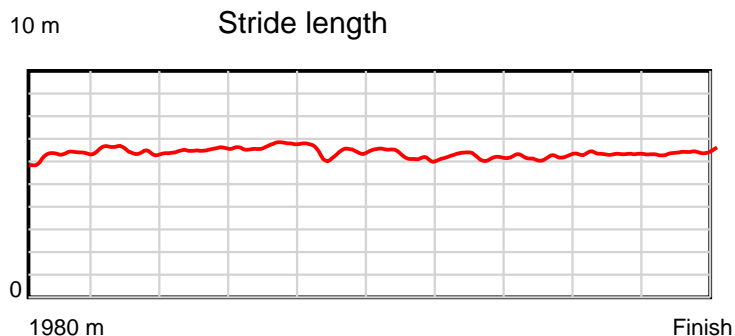
Disclaimer.

HRNZ and NZMTC and Thoroughbred Ratings Pty Ltd accepts no responsibility for the completeness or accuracy of any of the information contained herein, and makes no representations about its suitability for any particular purpose. Users should make their own judgements about those matters and/or seek independent advice. You assume all risks associated with use of the data provided on this page.

Race Results

January 27, 2023, Race 8, PHOEBE STUD SAYS HAPPY 18TH BIRTHDAY GEMMA BECKETT MOB TROT, Distance 1980m, Addington - Survey 1980m

Result	TAB no.	Horse (Barrier)	1980 to	1800m to	1600m to	1400m to	1200m to	1000m to	800m to	600m to	400m to	200m to	Total or	Margin
7th	5	Boss Kenny (5)	1800m	1600m	1400m	1200m	1000m	800m	600m	400m	200m	WP	Average	
		Position in running (margin)	-	4(2.1)	4(3.9)	2(0.0)	1(0.0)	2(1.8)	4(4.0)	4(3.1)	4(2.7)	4(2.6)		2.90
		Sectional time (s)	12.79	15.22	14.24	14.21	15.57	15.85	15.72	15.67	14.69	14.08		
		Cumulative time (s)	148.04	135.25	120.03	105.79	91.58	76.01	60.16	44.44	28.77	14.08	2:28.04	
		Speed (m/s)	14.07	13.14	14.04	14.07	12.85	12.62	12.72	12.76	13.61	14.20	13.37	
		Stride length (m)	6.29	6.32	6.41	6.73	6.27	6.14	6.26	6.10	6.25	6.44	6.32	
		Stride duration (s)	0.441	0.481	0.456	0.478	0.488	0.486	0.492	0.478	0.459	0.454	0.472	
		Stride efficiency (%)	61.90	62.45	64.19	70.72	61.48	58.84	61.28	58.19	60.94	64.87	62.36	
		Stride count	28.60	31.64	31.20	29.73	31.89	32.59	31.94	32.78	32.03	31.04	313.44	



Note: Horizontal distance axis grid lines are 200m furlongs.

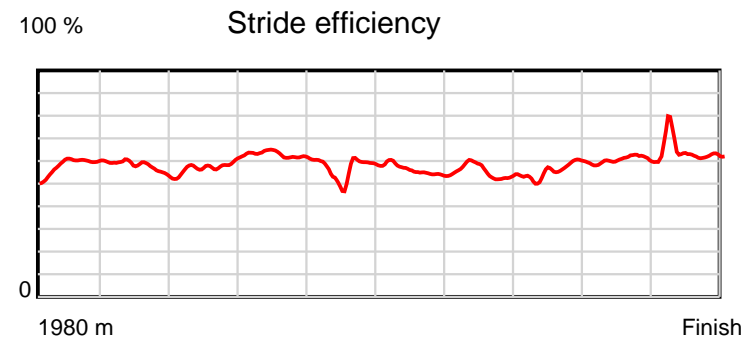
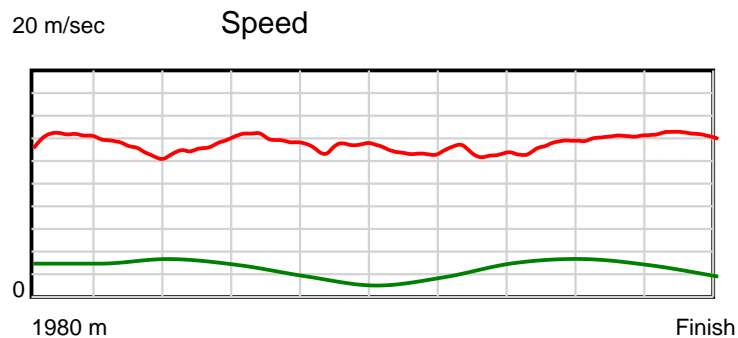
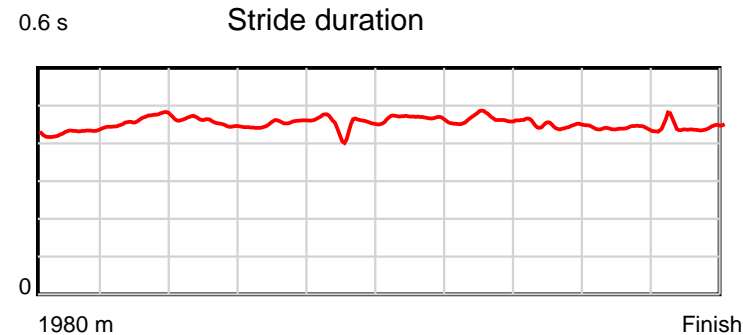
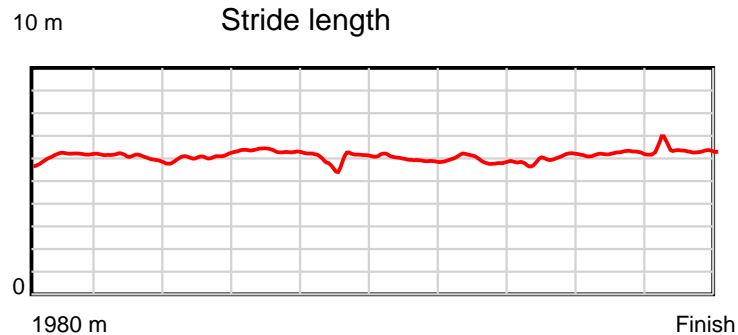
Disclaimer.

HRNZ and NZMTC and Thoroughbred Ratings Pty Ltd accepts no responsibility for the completeness or accuracy of any of the information contained herein, and makes no representations about its suitability for any particular purpose. Users should make their own judgements about those matters and/or seek independent advice. You assume all risks associated with use of the data provided on this page.

Race Results

January 27, 2023, Race 8, PHOEBE STUD SAYS HAPPY 18TH BIRTHDAY GEMMA BECKETT MOB TROT, Distance 1980m, Addington - Survey 1980m

Result	TAB no.	Horse (Barrier)	1980 to	1800m to	1600m to	1400m to	1200m to	1000m to	800m to	600m to	400m to	200m to	Total or	Margin
8th	11	Aiguille (11)	1800m	1600m	1400m	1200m	1000m	800m	600m	400m	200m	WP	Average	
		Position in running (margin)	-	8(3.8)	7(7.2)	8(8.9)	9(9.3)	10(9.6)	10(12.5)	10(11.6)	11(8.9)	10(6.7)		5.70
		Sectional time (s)	12.91	15.51	15.16	14.27	15.32	15.98	15.71	15.30	14.33	14.06		
		Cumulative time (s)	148.55	135.64	120.13	104.97	90.70	75.38	59.40	43.69	28.39	14.06	2:28.55	
		Speed (m/s)	13.94	12.89	13.19	14.02	13.05	12.52	12.73	13.07	13.96	14.22	13.33	
		Stride length (m)	6.16	5.98	6.02	6.35	5.90	5.85	5.92	5.87	6.12	6.32	6.04	
		Stride duration (s)	0.429	0.464	0.457	0.453	0.452	0.467	0.465	0.449	0.439	0.444	0.453	
		Stride efficiency (%)	59.36	55.84	56.72	63.00	54.34	53.49	54.80	53.79	58.57	62.45	57.08	
		Stride count	29.20	33.46	33.20	31.50	33.91	34.18	33.77	34.09	32.67	31.64	327.62	



Note: Horizontal distance axis grid lines are 200m furlongs.

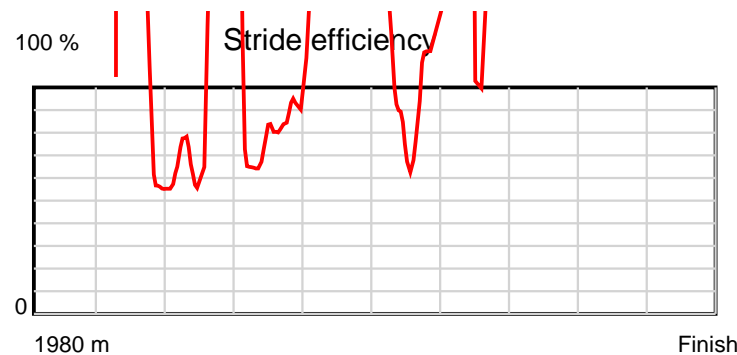
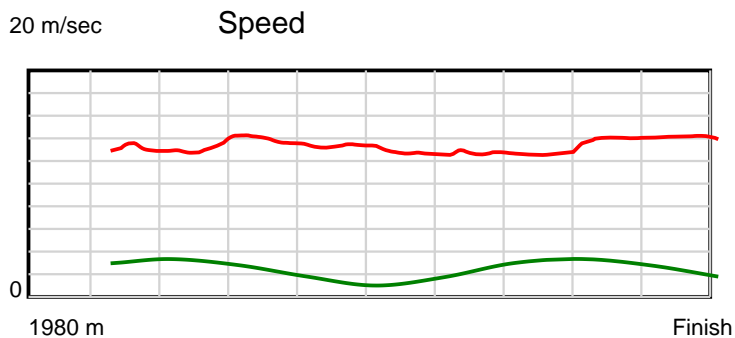
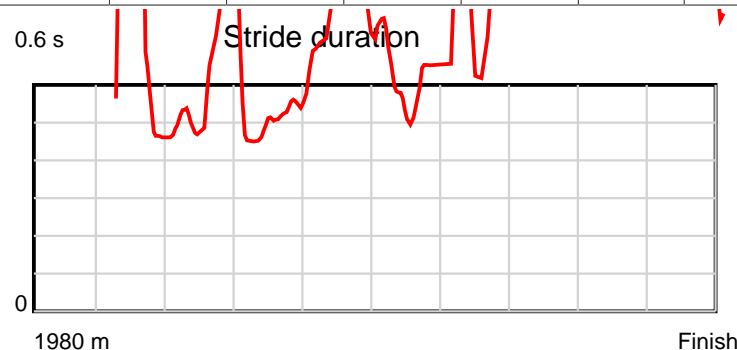
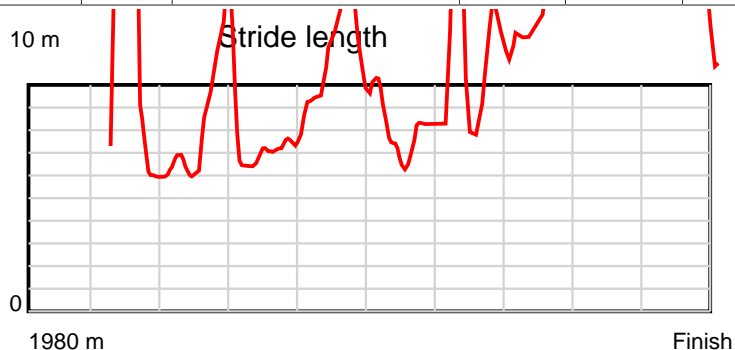
Disclaimer.

HRNZ and NZMTC and Thoroughbred Ratings Pty Ltd accepts no responsibility for the completeness or accuracy of any of the information contained herein, and makes no representations about its suitability for any particular purpose. Users should make their own judgements about those matters and/or seek independent advice. You assume all risks associated with use of the data provided on this page.

Race Results

January 27, 2023, Race 8, PHOEBE STUD SAYS HAPPY 18TH BIRTHDAY GEMMA BECKETT MOB TROT, Distance 1980m, Addington - Survey 1980m

Result	TAB no.	Horse (Barrier)	1980 to	1800m to	1600m to	1400m to	1200m to	1000m to	800m to	600m to	400m to	200m to	Total or	Margin
9th	8	Maui (8)	1800m	1600m	1400m	1200m	1000m	800m	600m	400m	200m	WP	Average	
		Position in running (margin)	-	2(0.5)	3(3.1)	5(4.1)	5(5.6)	7(5.4)	7(8.3)	8(7.3)	8(5.8)	9(6.2)		6.00
		Sectional time (s)	12.44	15.35	15.05	14.46	15.24	15.97	15.70	15.49	14.77	14.14		
		Cumulative time (s)	148.61	136.17	120.82	105.77	91.31	76.07	60.10	44.40	28.91	14.14	2:28.61	
		Speed (m/s)	14.47	13.03	13.29	13.83	13.12	12.52	12.74	12.91	13.54	14.14	13.32	
		Stride length (m)	6.25	7.43	7.66	6.83	9.81	7.63	10.40	11.98	11.39	13.62	8.76	
		Stride duration (s)	0.433	0.571	0.576	0.494	0.747	0.609	0.816	0.928	0.842	0.963	0.658	
		Stride efficiency (%)	60.98	86.34	91.61	72.81	150.26	90.88	168.87	224.23	202.84	290.05	120.00	
		Stride count	28.82	26.91	26.12	29.30	20.40	26.23	19.24	16.70	17.55	14.68	225.95	



Note: Horizontal distance axis grid lines are 200m furlongs.

Disclaimer.

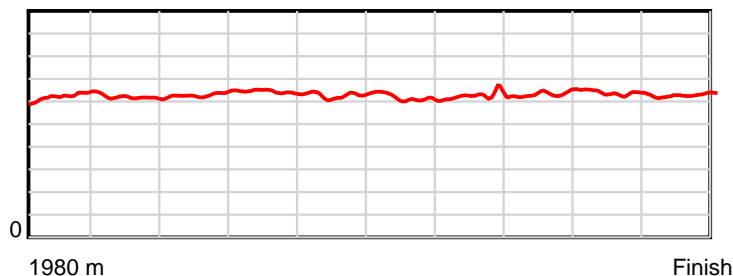
HRNZ and NZMTC and Thoroughbred Ratings Pty Ltd accepts no responsibility for the completeness or accuracy of any of the information contained herein, and makes no representations about its suitability for any particular purpose. Users should make their own judgements about those matters and/or seek independent advice. You assume all risks associated with use of the data provided on this page.

Race Results

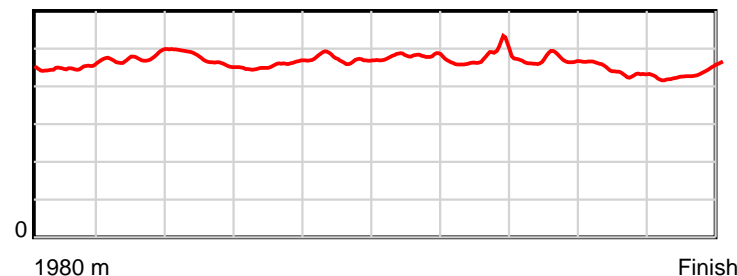
January 27, 2023, Race 8, PHOEBE STUD SAYS HAPPY 18TH BIRTHDAY GEMMA BECKETT MOB TROT, Distance 1980m, Addington - Survey 1980m

Result	TAB no.	Horse (Barrier)	1980 to 1800m to	1800m to 1600m to	1600m to 1400m to	1400m to 1200m to	1200m to 1000m to	1000m to 800m to	800m to 600m to	600m to 400m to	400m to 200m to	200m to WP	Total or Average	Margin
10th	10	Sunny Louis (10)	1800m	1600m	1400m	1200m	1000m	800m	600m	400m	200m	WP	Average	
		Position in running (margin)	-	11(6.6)	11(11.1)	11(12.9)	11(13.0)	12(14.0)	12(16.6)	11(13.1)	12(10.2)	11(7.6)		6.70
		Sectional time (s)	13.60	15.69	15.18	14.21	15.44	15.91	15.29	15.26	14.27	13.89		
		Cumulative time (s)	148.74	135.14	119.45	104.27	90.06	74.62	58.71	43.42	28.16	13.89	2:28.74	
		Speed (m/s)	13.23	12.75	13.18	14.07	12.95	12.57	13.08	13.11	14.02	14.40	13.31	
		Stride length (m)	6.24	6.07	6.23	6.42	6.13	6.03	6.23	6.15	6.13	6.32	6.19	
		Stride duration (s)	0.448	0.476	0.473	0.456	0.473	0.480	0.477	0.470	0.437	0.439	0.465	
		Stride efficiency (%)	60.87	57.60	60.64	64.38	58.66	56.81	60.71	59.20	58.63	62.33	59.92	
		Stride count	28.84	32.94	32.11	31.16	32.64	33.17	32.09	32.49	32.65	31.67	319.76	

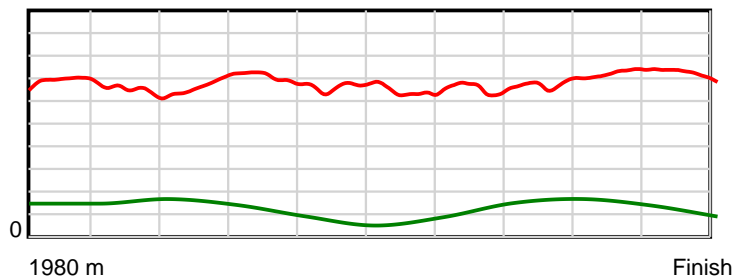
10 m Stride length



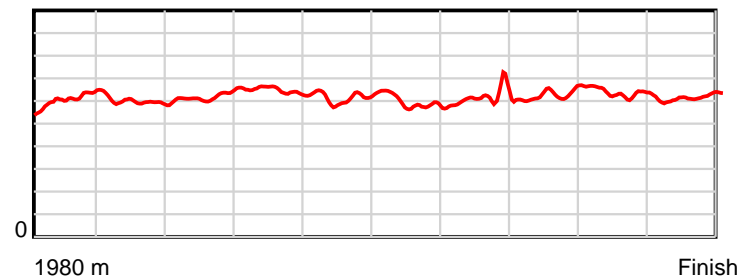
0.6 s Stride duration



20 m/sec Speed



100 % Stride efficiency



Note: Horizontal distance axis grid lines are 200m furlongs.

Disclaimer.

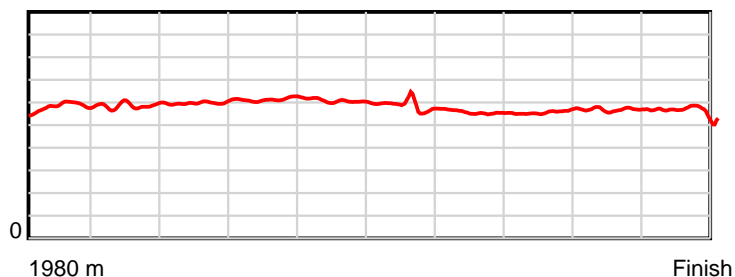
HRNZ and NZMTC and Thoroughbred Ratings Pty Ltd accepts no responsibility for the completeness or accuracy of any of the information contained herein, and makes no representations about its suitability for any particular purpose. Users should make their own judgements about those matters and/or seek independent advice. You assume all risks associated with use of the data provided on this page.

Race Results

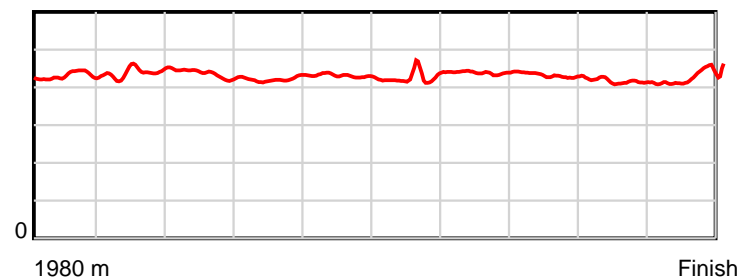
January 27, 2023, Race 8, PHOEBE STUD SAYS HAPPY 18TH BIRTHDAY GEMMA BECKETT MOB TROT, Distance 1980m, Addington - Survey 1980m

Result	TAB no.	Horse (Barrier)	1980 to	1800m to	1600m to	1400m to	1200m to	1000m to	800m to	600m to	400m to	200m to	Total or	Margin
11th	12	Silverlinings (12)	1800m	1600m	1400m	1200m	1000m	800m	600m	400m	200m	WP	Average	
		Position in running (margin)	-	12(7.6)	10(10.3)	9(10.0)	8(7.3)	6(4.4)	2(1.8)	2(1.4)	2(0.6)	2(1.2)		9.10
		Sectional time (s)	13.60	15.39	14.85	13.76	14.79	15.05	15.80	15.61	14.80	15.51		
		Cumulative time (s)	149.16	135.56	120.17	105.32	91.56	76.77	61.72	45.92	30.31	15.51	2:29.16	
		Speed (m/s)	13.23	13.00	13.47	14.53	13.52	13.29	12.66	12.81	13.51	12.89	13.27	
		Stride length (m)	5.88	5.72	5.87	6.14	5.81	5.66	5.55	5.51	5.61	5.53	5.72	
		Stride duration (s)	0.431	0.440	0.436	0.422	0.430	0.426	0.439	0.430	0.415	0.429	0.431	
		Stride efficiency (%)	54.09	51.19	53.84	58.83	52.80	50.06	48.21	47.41	49.15	47.75	51.14	
		Stride count	30.59	34.95	34.07	32.60	34.41	35.33	36.01	36.31	35.66	36.18	346.11	

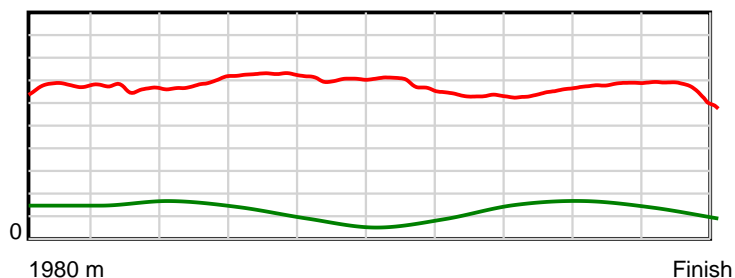
10 m Stride length



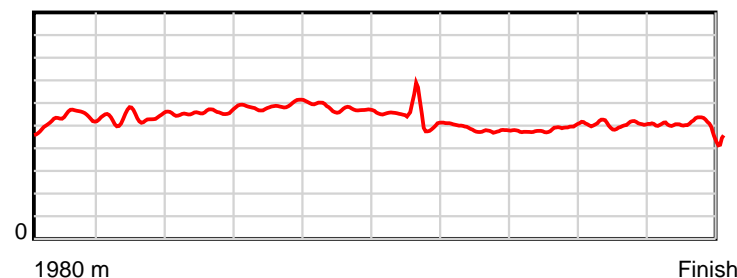
0.6 s Stride duration



20 m/sec Speed



100 % Stride efficiency



Note: Horizontal distance axis grid lines are 200m furlongs.

Disclaimer.

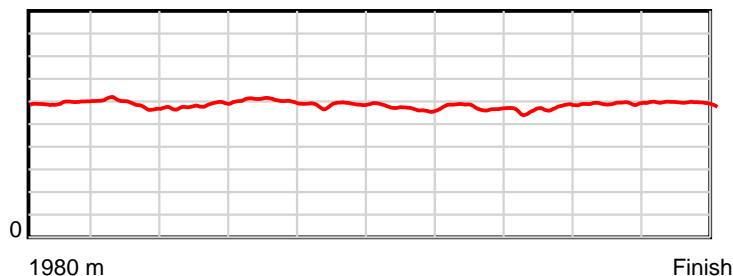
HRNZ and NZMTC and Thoroughbred Ratings Pty Ltd accepts no responsibility for the completeness or accuracy of any of the information contained herein, and makes no representations about its suitability for any particular purpose. Users should make their own judgements about those matters and/or seek independent advice. You assume all risks associated with use of the data provided on this page.

Race Results

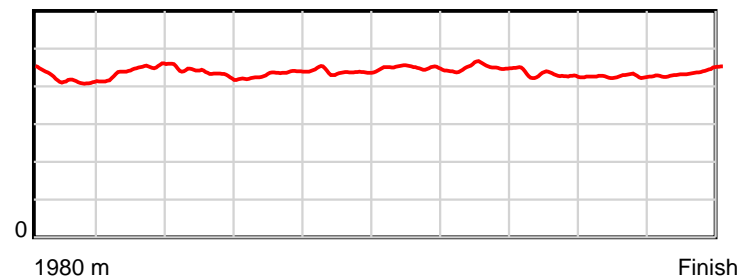
January 27, 2023, Race 8, PHOEBE STUD SAYS HAPPY 18TH BIRTHDAY GEMMA BECKETT MOB TROT, Distance 1980m, Addington - Survey 1980m

Result	TAB no.	Horse (Barrier)	1980 to	1800m to	1600m to	1400m to	1200m to	1000m to	800m to	600m to	400m to	200m to	Total or	Margin
12th	3	Sonoma Tyron (3)	1800m	1600m	1400m	1200m	1000m	800m	600m	400m	200m	WP	Average	
		Position in running (margin)	-	6(3.0)	6(5.7)	6(6.3)	7(7.1)	8(7.0)	9(10.6)	9(9.8)	9(8.7)	12(9.2)		12.50
		Sectional time (s)	12.95	15.37	14.99	14.35	15.24	16.08	15.74	15.56	14.79	14.71		
		Cumulative time (s)	149.78	136.83	121.46	106.47	92.12	76.88	60.80	45.06	29.50	14.71	2:29.78	
		Speed (m/s)	13.90	13.01	13.34	13.94	13.12	12.44	12.71	12.85	13.52	13.60	13.22	
		Stride length (m)	5.96	5.77	5.83	6.02	5.76	5.59	5.72	5.53	5.77	5.96	5.79	
		Stride duration (s)	0.417	0.443	0.437	0.432	0.439	0.449	0.450	0.430	0.427	0.438	0.438	
		Stride efficiency (%)	55.49	51.99	53.07	56.66	51.86	48.83	51.11	47.82	52.06	55.48	52.30	
		Stride count	30.20	34.68	34.32	33.22	34.72	35.78	34.97	36.15	34.65	33.57	342.26	

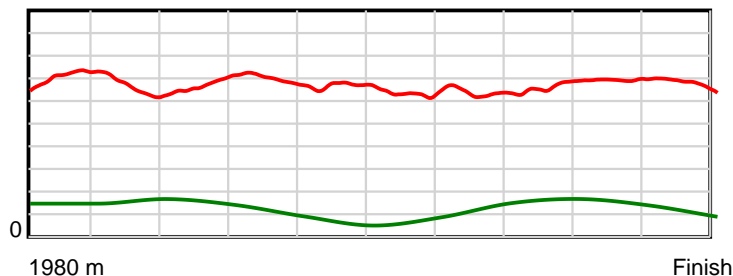
10 m Stride length



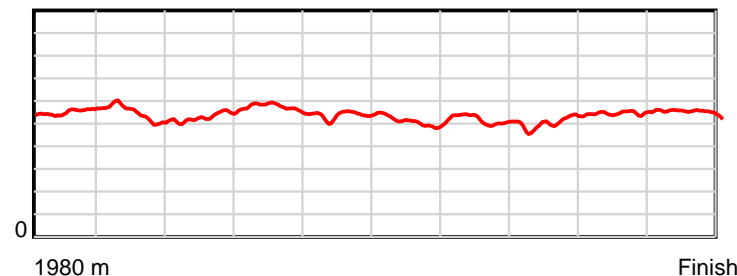
0.6 s Stride duration



20 m/sec Speed



100 % Stride efficiency



Note: Horizontal distance axis grid lines are 200m furlongs.

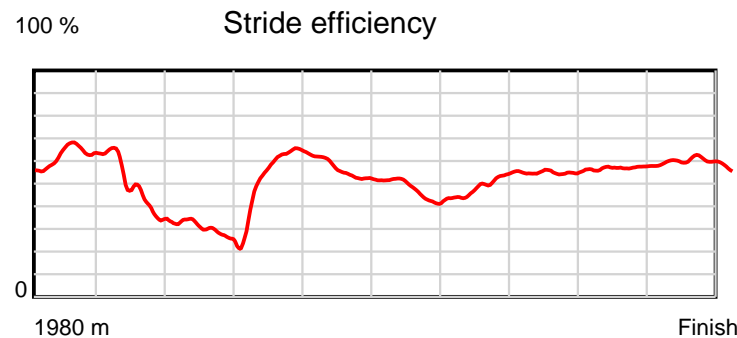
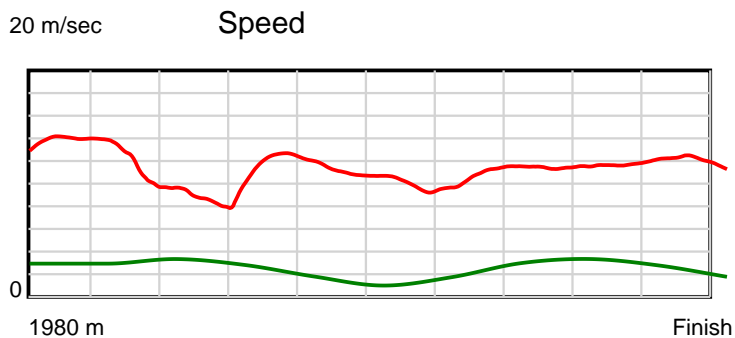
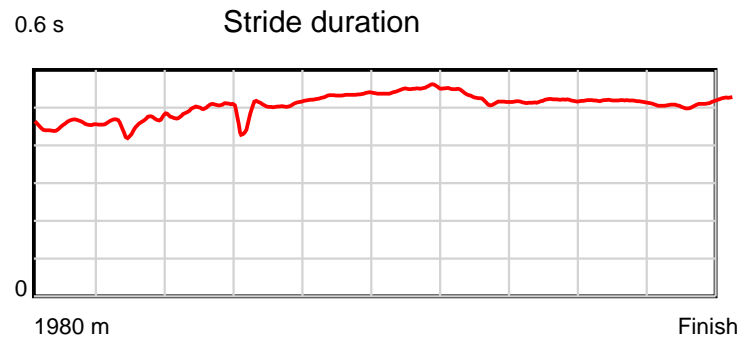
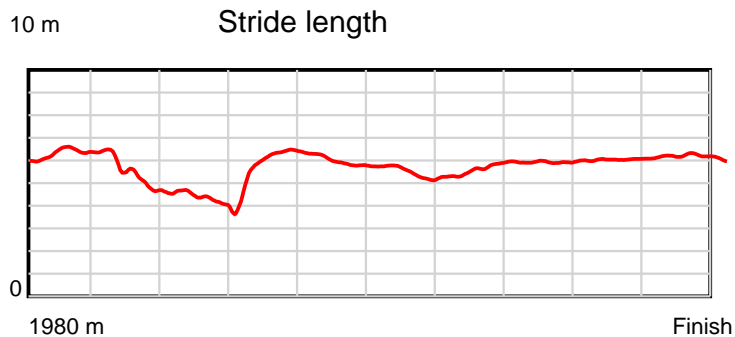
Disclaimer.

HRNZ and NZMTC and Thoroughbred Ratings Pty Ltd accepts no responsibility for the completeness or accuracy of any of the information contained herein, and makes no representations about its suitability for any particular purpose. Users should make their own judgements about those matters and/or seek independent advice. You assume all risks associated with use of the data provided on this page.

Race Results

January 27, 2023, Race 8, PHOEBE STUD SAYS HAPPY 18TH BIRTHDAY GEMMA BECKETT MOB TROT, Distance 1980m, Addington - Survey 1980m

Result	TAB no.	Horse (Barrier)	1980 to	1800m to	1600m to	1400m to	1200m to	1000m to	800m to	600m to	400m to	200m to	Total or	Margin
13th	6	The Present Ma... (6)	1800m	1600m	1400m	1200m	1000m	800m	600m	400m	200m	WP	Average	
		Position in running (margin)	-	7(3.6)	13(22.7)	13(79.0)	13(94.3)	13(113.1)	13(148.3)	13(163.2)	13(177.0)	13(193.8)		194.10
		Sectional time (s)	12.80	18.12	24.27	16.76	18.40	21.36	18.35	18.04	17.50	16.86		
		Cumulative time (s)	182.46	169.66	151.54	127.27	110.51	92.11	70.75	52.40	34.36	16.86	3:02.46	
		Speed (m/s)	14.06	11.04	8.24	11.93	10.87	9.36	10.90	11.09	11.43	11.86	10.85	
		Stride length (m)	6.32	5.08	4.01	6.05	5.81	5.15	5.67	5.75	5.88	6.10	5.49	
		Stride duration (s)	0.453	0.460	0.486	0.507	0.534	0.550	0.521	0.519	0.515	0.514	0.506	
		Stride efficiency (%)	62.51	40.34	25.10	57.27	52.71	41.43	50.32	51.69	54.08	58.07	47.05	
		Stride count	28.46	39.36	49.90	33.04	34.44	38.84	35.24	34.77	34.00	32.81	360.86	



Note: Horizontal distance axis grid lines are 200m furlongs.

Disclaimer.

HRNZ and NZMTC and Thoroughbred Ratings Pty Ltd accepts no responsibility for the completeness or accuracy of any of the information contained herein, and makes no representations about its suitability for any particular purpose. Users should make their own judgements about those matters and/or seek independent advice. You assume all risks associated with use of the data provided on this page.