



Race Results

NZ Metropolitan Trotting Club Inc, HRNZ, February 10, 2023

Compilation date: February 10, 2023, 6:04:37 PM (NZDT)

Copyright © 2023 HRNZ and NZMTC. All rights reserved.

Trademarks.

StrideMASTER is a registered trademark of Thoroughbred Ratings Pty Ltd.

Disclaimer.

HRNZ and NZMTC and Thoroughbred Ratings Pty Ltd accepts no responsibility for the completeness or accuracy of any of the information contained herein, and makes no representations about its suitability for any particular purpose. Users should make their own judgements about those matters and/or seek independent advice. You assume all risks associated with use of the data provided on this page.



Race Results



February 10, 2023, Race 2, WOODLANDS STUD 'WE SELL WINNERS' TROT, Distance 2600m, Addington - Survey 3200m

Result	TAB no.	Horse (Barrier)	2600 to	2400m to
1st	11	Almighty Fear (0)	2400m	2200m
		Position in running (margin)	-	7(7.0)
		Sectional time (s)	17.56	15.19
		Cumulative time (s)	200.96	183.40
		Speed (m/s)	11.39	13.17
		Stride length (m)	5.42	5.84
		Stride duration (s)	0.433	0.443
		Stride efficiency (%)	45.97	53.28
		Stride count	36.87	34.25

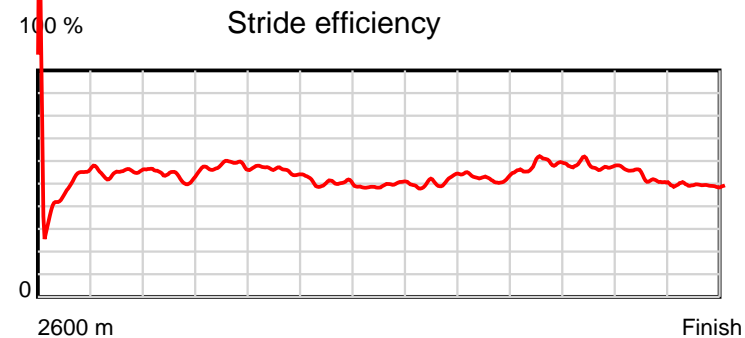
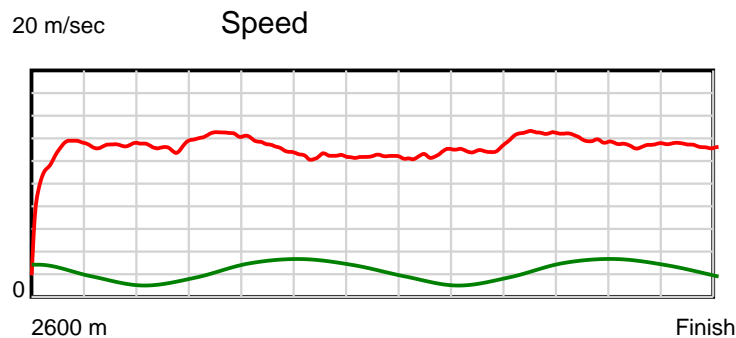
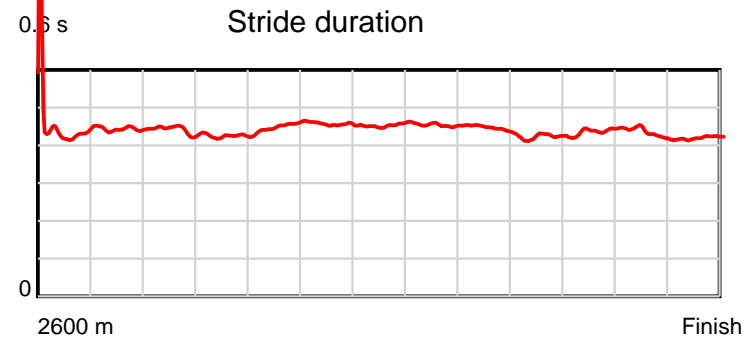
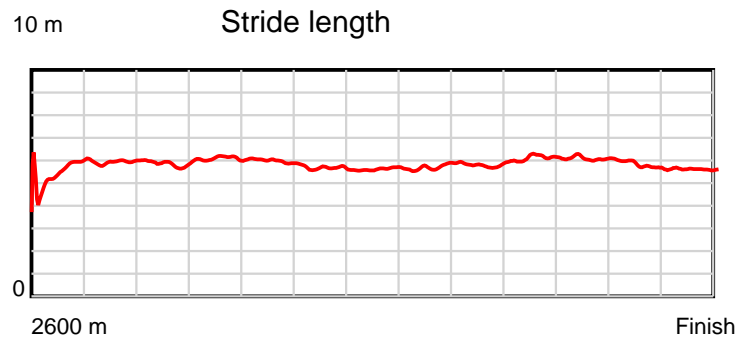
Disclaimer.

HRNZ and NZMTC and Thoroughbred Ratings Pty Ltd accepts no responsibility for the completeness or accuracy of any of the information contained herein, and makes no representations about its suitability for any particular purpose. Users should make their own judgements about those matters and/or seek independent advice. You assume all risks associated with use of the data provided on this page.

Race Results

February 10, 2023, Race 2, WOODLANDS STUD 'WE SELL WINNERS' TROT, Distance 2600m, Addington - Survey 3200m

Result	TAB no.	Horse (Barrier)	2200m to	2000m to	1800m to	1600m to	1400m to	1200m to	1000m to	800m to	600m to	400m to	200m to	Total or	Margin
1st	11	Almighty Fear (0)	2000m	1800m	1600m	1400m	1200m	1000m	800m	600m	400m	200m	WP	Average	
		Position in running (margin)	6(9.2)	6(6.6)	6(4.7)	6(5.7)	6(5.4)	6(5.2)	5(4.3)	7(3.8)	6(3.8)	3(3.2)	2(1.9)		0.00
		Sectional time (s)	15.19	14.00	15.60	16.31	16.20	16.11	15.67	13.92	14.83	15.19	15.19		
		Cumulative time (s)	168.21	153.02	139.02	123.42	107.11	90.91	74.80	59.13	45.21	30.38	15.19	3:20.96	
		Speed (m/s)	13.17	14.29	12.82	12.26	12.35	12.41	12.76	14.37	13.49	13.17	13.17	12.94	
		Stride length (m)	5.81	6.07	5.76	5.60	5.60	5.63	5.68	6.07	5.90	5.68	5.53	5.73	
		Stride duration (s)	0.441	0.425	0.450	0.457	0.453	0.454	0.445	0.422	0.438	0.431	0.420	0.443	
		Stride efficiency (%)	52.73	57.62	51.90	48.98	48.94	49.61	50.50	57.55	54.48	50.40	47.85	51.36	
		Stride count	34.43	32.94	34.70	35.73	35.74	35.50	35.18	32.96	33.87	35.22	36.14	453.53	



Note: Horizontal distance axis grid lines are 200m furlongs.

Disclaimer.

HRNZ and NZMTC and Thoroughbred Ratings Pty Ltd accepts no responsibility for the completeness or accuracy of any of the information contained herein, and makes no representations about its suitability for any particular purpose. Users should make their own judgements about those matters and/or seek independent advice. You assume all risks associated with use of the data provided on this page.



Race Results



February 10, 2023, Race 2, WOODLANDS STUD 'WE SELL WINNERS' TROT, Distance 2600m, Addington - Survey 3200m

Result	TAB no.	Horse (Barrier)	2600 to	2400m to
2nd	10	Ginas Majesty (12)	2400m	2200m
		Position in running (margin)	-	6(6.4)
		Sectional time (s)	17.55	16.50
		Cumulative time (s)	201.08	183.53
		Speed (m/s)	11.40	12.12
		Stride length (m)	5.26	5.53
		Stride duration (s)	0.452	0.456
		Stride efficiency (%)	43.15	47.76
		Stride count	38.06	36.18

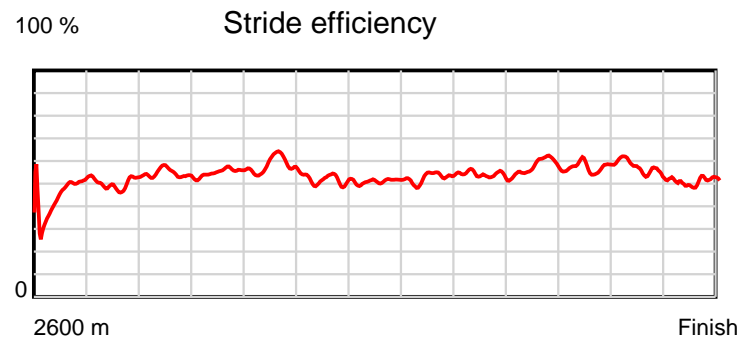
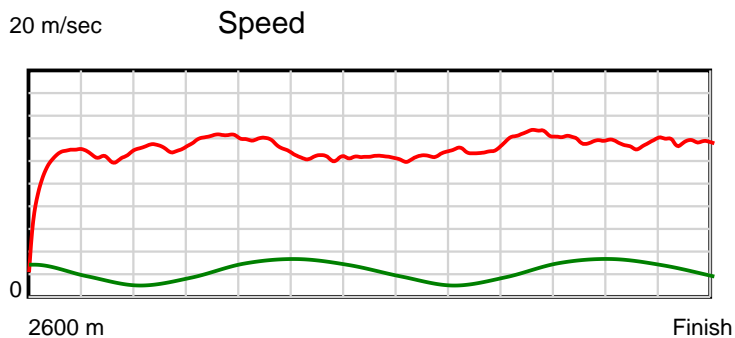
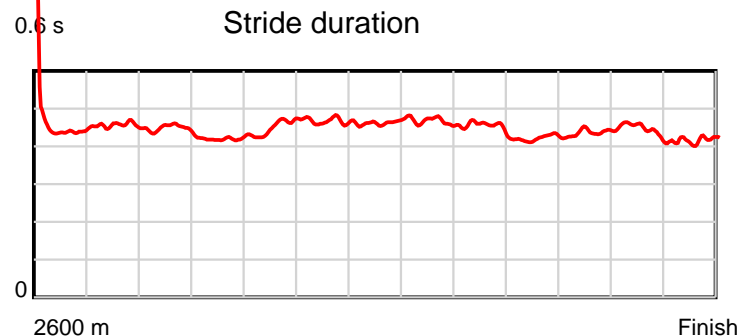
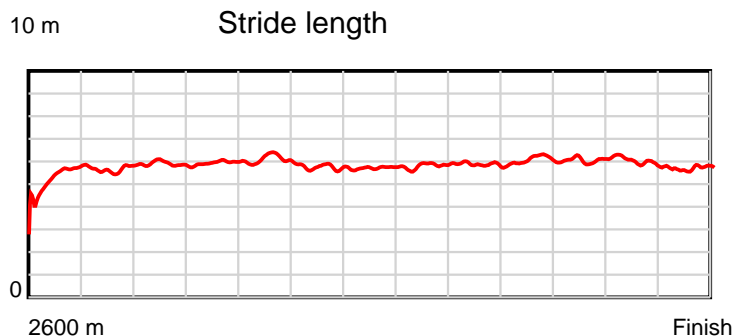
Disclaimer.

HRNZ and NZMTC and Thoroughbred Ratings Pty Ltd accepts no responsibility for the completeness or accuracy of any of the information contained herein, and makes no representations about its suitability for any particular purpose. Users should make their own judgements about those matters and/or seek independent advice. You assume all risks associated with use of the data provided on this page.

Race Results

February 10, 2023, Race 2, WOODLANDS STUD 'WE SELL WINNERS' TROT, Distance 2600m, Addington - Survey 3200m

Result	TAB no.	Horse (Barrier)	2200m to	2000m to	1800m to	1600m to	1400m to	1200m to	1000m to	800m to	600m to	400m to	200m to	Total or	Margin
2nd	10	Ginas Majesty (12)	2000m	1800m	1600m	1400m	1200m	1000m	800m	600m	400m	200m	WP	Average	
		Position in running (margin)	8(16.4)	8(14.6)	8(13.7)	8(10.1)	8(9.8)	9(9.1)	9(9.1)	10(8.3)	9(8.5)	7(6.6)	5(4.5)		0.60
		Sectional time (s)	15.31	14.16	14.85	16.31	16.12	16.25	15.62	13.95	14.62	15.05	14.79		
		Cumulative time (s)	167.03	151.72	137.56	122.71	106.40	90.28	74.03	58.41	44.46	29.84	14.79	3:21.08	
		Speed (m/s)	13.06	14.12	13.47	12.26	12.41	12.31	12.80	14.34	13.68	13.29	13.52	12.93	
		Stride length (m)	5.84	5.94	6.08	5.74	5.73	5.74	5.78	6.05	5.99	5.86	5.63	5.77	
		Stride duration (s)	0.447	0.421	0.451	0.468	0.462	0.466	0.452	0.422	0.438	0.441	0.417	0.447	
		Stride efficiency (%)	53.37	55.08	57.70	51.47	51.33	51.46	52.25	57.24	56.12	53.71	49.60	52.10	
		Stride count	34.22	33.69	32.91	34.85	34.90	34.85	34.59	33.05	33.37	34.11	35.50	450.28	



Note: Horizontal distance axis grid lines are 200m furlongs.

Disclaimer.

HRNZ and NZMTC and Thoroughbred Ratings Pty Ltd accepts no responsibility for the completeness or accuracy of any of the information contained herein, and makes no representations about its suitability for any particular purpose. Users should make their own judgements about those matters and/or seek independent advice. You assume all risks associated with use of the data provided on this page.



Race Results



February 10, 2023, Race 2, WOODLANDS STUD 'WE SELL WINNERS' TROT, Distance 2600m, Addington - Survey 3200m

Result	TAB no.	Horse (Barrier)	2600 to	2400m to
3rd	13	It's So Easy (1)	2400m	2200m
		Position in running (margin)	-	9(9.2)
		Sectional time (s)	18.05	16.48
		Cumulative time (s)	201.49	183.44
		Speed (m/s)	11.08	12.14
		Stride length (m)	5.30	5.56
		Stride duration (s)	0.444	0.458
		Stride efficiency (%)	43.93	48.24
		Stride count	37.72	36.00

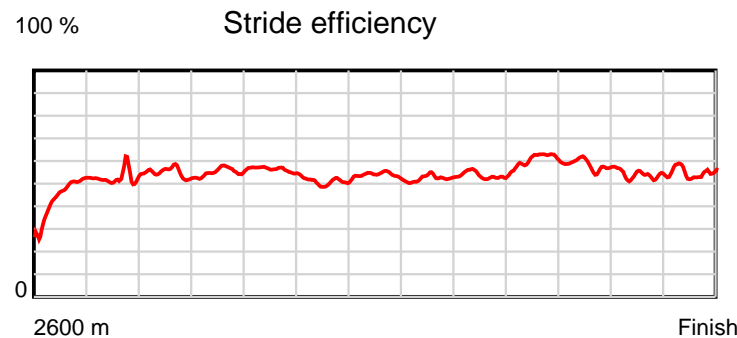
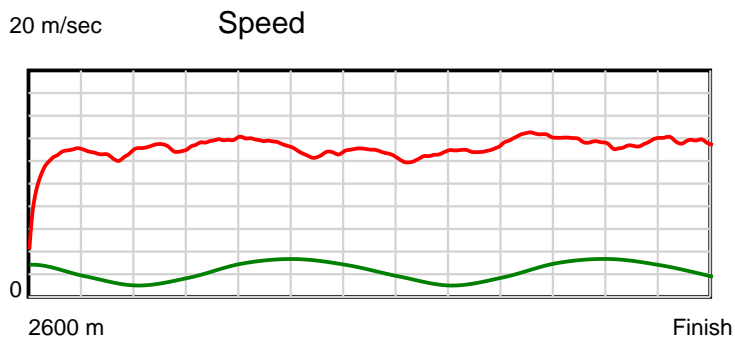
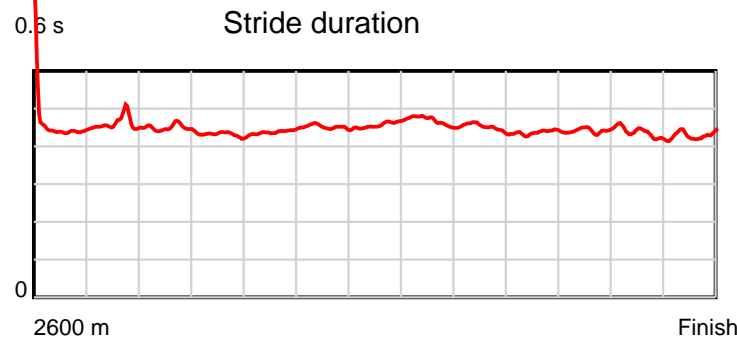
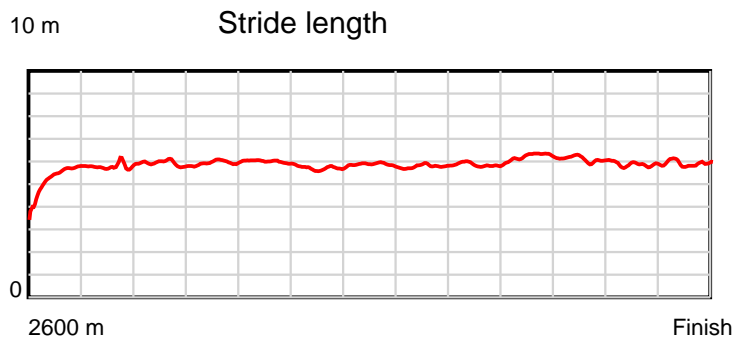
Disclaimer.

HRNZ and NZMTC and Thoroughbred Ratings Pty Ltd accepts no responsibility for the completeness or accuracy of any of the information contained herein, and makes no representations about its suitability for any particular purpose. Users should make their own judgements about those matters and/or seek independent advice. You assume all risks associated with use of the data provided on this page.

Race Results

February 10, 2023, Race 2, WOODLANDS STUD 'WE SELL WINNERS' TROT, Distance 2600m, Addington - Survey 3200m

Result	TAB no.	Horse (Barrier)	2200m to	2000m to	1800m to	1600m to	1400m to	1200m to	1000m to	800m to	600m to	400m to	200m to	Total or	Margin
3rd	13	It's So Easy (1)	2000m	1800m	1600m	1400m	1200m	1000m	800m	600m	400m	200m	WP	Average	
		Position in running (margin)	10(19.0)	9(18.1)	9(18.9)	9(14.3)	9(11.3)	8(8.1)	8(8.6)	9(7.8)	10(9.5)	8(8.3)	7(7.4)		3.00
		Sectional time (s)	15.46	14.45	14.67	15.85	15.72	16.33	15.62	14.19	14.73	15.26	14.68		
		Cumulative time (s)	166.96	151.50	137.05	122.38	106.53	90.81	74.48	58.86	44.67	29.94	14.68	3:21.49	
		Speed (m/s)	12.94	13.84	13.63	12.62	12.72	12.25	12.80	14.09	13.58	13.11	13.62	12.90	
		Stride length (m)	5.81	5.96	5.98	5.70	5.83	5.71	5.76	6.16	6.01	5.68	5.87	5.79	
		Stride duration (s)	0.449	0.431	0.439	0.452	0.458	0.466	0.450	0.437	0.443	0.434	0.431	0.448	
		Stride efficiency (%)	52.80	55.44	55.89	50.76	53.03	50.95	51.91	59.23	56.38	50.46	53.91	52.32	
		Stride count	34.41	33.58	33.44	35.09	34.33	35.03	34.70	32.49	33.30	35.20	34.05	449.34	



Note: Horizontal distance axis grid lines are 200m furlongs.

Disclaimer.

HRNZ and NZMTC and Thoroughbred Ratings Pty Ltd accepts no responsibility for the completeness or accuracy of any of the information contained herein, and makes no representations about its suitability for any particular purpose. Users should make their own judgements about those matters and/or seek independent advice. You assume all risks associated with use of the data provided on this page.



Race Results



February 10, 2023, Race 2, WOODLANDS STUD 'WE SELL WINNERS' TROT, Distance 2600m, Addington - Survey 3200m

Result	TAB no.	Horse (Barrier)	2600 to	2400m to
4th	12	Red Harbour (2)	2400m	2200m
		Position in running (margin)	-	4(3.6)
		Sectional time (s)	17.11	15.00
		Cumulative time (s)	201.52	184.41
		Speed (m/s)	11.69	13.33
		Stride length (m)	5.63	6.07
		Stride duration (s)	0.443	0.455
		Stride efficiency (%)	49.58	57.56
		Stride count	35.51	32.95

Disclaimer.

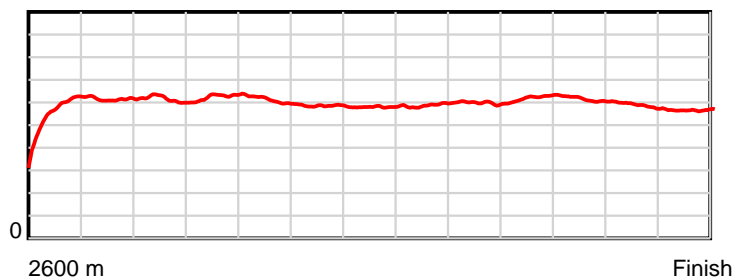
HRNZ and NZMTC and Thoroughbred Ratings Pty Ltd accepts no responsibility for the completeness or accuracy of any of the information contained herein, and makes no representations about its suitability for any particular purpose. Users should make their own judgements about those matters and/or seek independent advice. You assume all risks associated with use of the data provided on this page.

Race Results

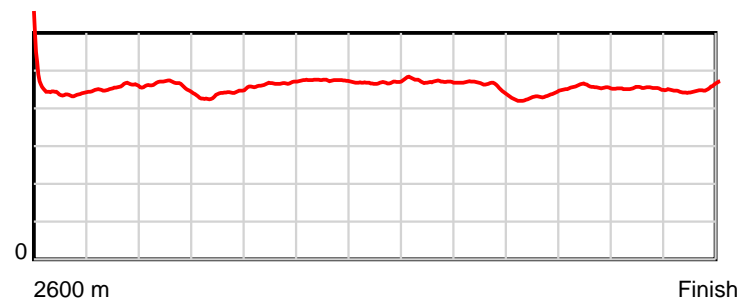
February 10, 2023, Race 2, WOODLANDS STUD 'WE SELL WINNERS' TROT, Distance 2600m, Addington - Survey 3200m

Result	TAB no.	Horse (Barrier)	2200m to	2000m to	1800m to	1600m to	1400m to	1200m to	1000m to	800m to	600m to	400m to	200m to	Total or	Margin
4th	12	Red Harbour (2)	2000m	1800m	1600m	1400m	1200m	1000m	800m	600m	400m	200m	WP	Average	
		Position in running (margin)	4(4.7)	3(2.6)	2(1.0)	3(1.7)	2(1.7)	2(0.9)	2(0.5)	1(0.0)	1(0.0)	1(0.0)	1(0.0)		3.10
		Sectional time (s)	15.28	14.04	15.56	16.35	16.12	16.19	15.67	13.91	14.94	15.40	15.95		
		Cumulative time (s)	169.41	154.13	140.09	124.53	108.18	92.06	75.87	60.20	46.29	31.35	15.95	3:21.52	
		Speed (m/s)	13.09	14.25	12.85	12.23	12.41	12.35	12.76	14.38	13.39	12.99	12.54	12.90	
		Stride length (m)	6.04	6.24	5.98	5.80	5.82	5.83	5.85	6.22	6.11	5.88	5.66	5.93	
		Stride duration (s)	0.461	0.438	0.465	0.474	0.469	0.472	0.458	0.433	0.457	0.453	0.452	0.459	
		Stride efficiency (%)	57.00	60.91	55.84	52.52	52.98	53.07	53.42	60.51	58.42	54.03	50.14	54.91	
		Stride count	33.11	32.03	33.46	34.50	34.35	34.32	34.21	32.14	32.71	34.01	35.31	438.61	

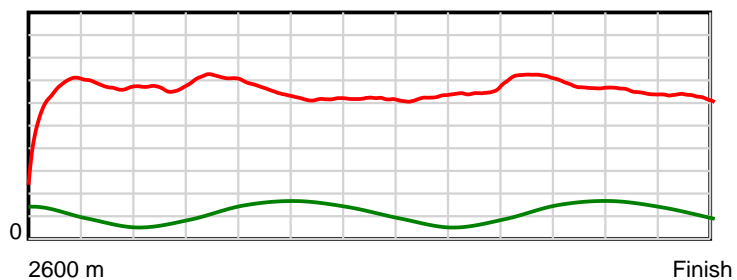
10 m Stride length



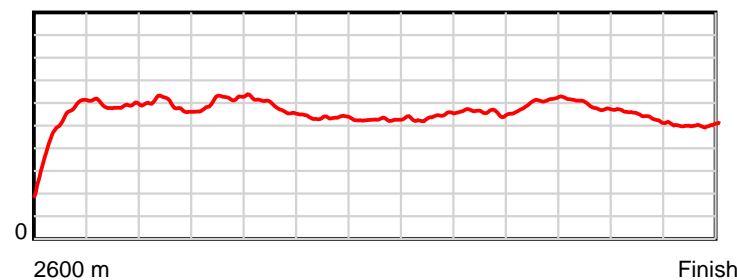
0.6 s Stride duration



20 m/sec Speed



100 % Stride efficiency



Note: Horizontal distance axis grid lines are 200m furlongs.

Disclaimer.

HRNZ and NZMTC and Thoroughbred Ratings Pty Ltd accepts no responsibility for the completeness or accuracy of any of the information contained herein, and makes no representations about its suitability for any particular purpose. Users should make their own judgements about those matters and/or seek independent advice. You assume all risks associated with use of the data provided on this page.



Race Results



February 10, 2023, Race 2, WOODLANDS STUD 'WE SELL WINNERS' TROT, Distance 2600m, Addington - Survey 3200m

Result	TAB no.	Horse (Barrier)	2600 to	2400m to
5th	2	Tres Magnifiqu... (4)	2400m	2200m
		Position in running (margin)	-	3(2.1)
		Sectional time (s)	16.69	14.93
		Cumulative time (s)	201.54	184.85
		Speed (m/s)	11.98	13.40
		Stride length (m)	5.31	6.15
		Stride duration (s)	0.444	0.459
		Stride efficiency (%)	44.08	59.10
		Stride count	37.66	32.52

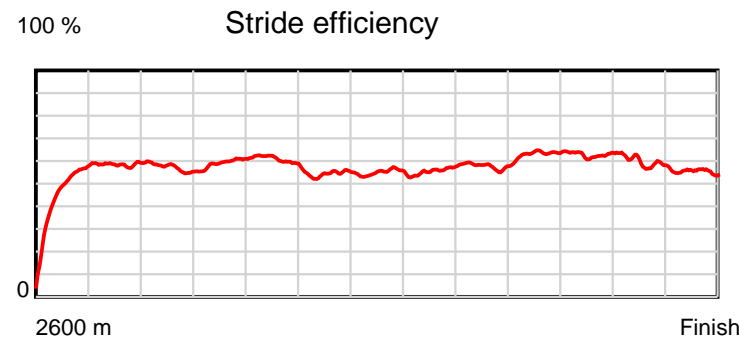
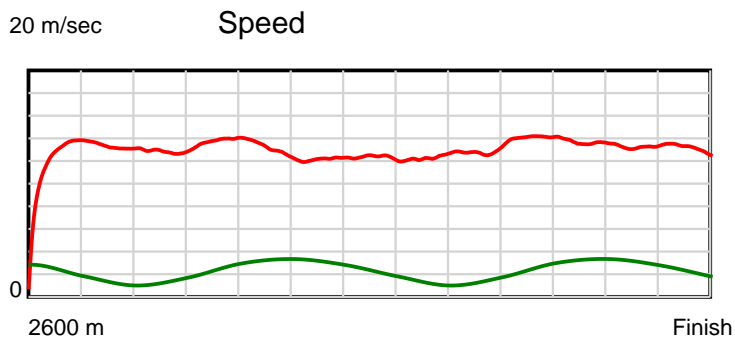
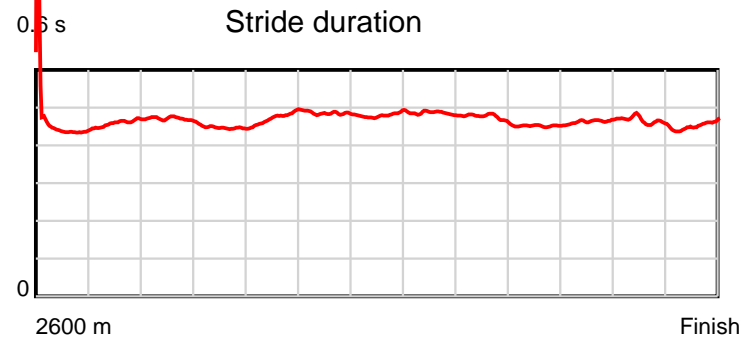
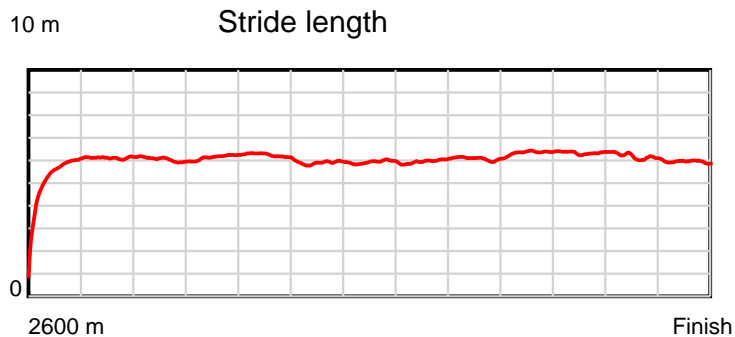
Disclaimer.

HRNZ and NZMTC and Thoroughbred Ratings Pty Ltd accepts no responsibility for the completeness or accuracy of any of the information contained herein, and makes no representations about its suitability for any particular purpose. Users should make their own judgements about those matters and/or seek independent advice. You assume all risks associated with use of the data provided on this page.

Race Results

February 10, 2023, Race 2, WOODLANDS STUD 'WE SELL WINNERS' TROT, Distance 2600m, Addington - Survey 3200m

Result	TAB no.	Horse (Barrier)	2200m to	2000m to	1800m to	1600m to	1400m to	1200m to	1000m to	800m to	600m to	400m to	200m to	Total or	Margin
5th	2	Tres Magnificu... (4)	2000m	1800m	1600m	1400m	1200m	1000m	800m	600m	400m	200m	WP	Average	
		Position in running (margin)	2(2.7)	4(3.4)	5(4.3)	5(3.8)	5(4.1)	5(4.2)	6(4.4)	6(3.2)	7(5.4)	5(4.2)	4(4.1)		3.20
		Sectional time (s)	15.75	14.47	15.35	16.41	16.27	16.28	15.56	14.27	14.73	15.39	15.44		
		Cumulative time (s)	169.92	154.17	139.70	124.35	107.94	91.67	75.39	59.83	45.56	30.83	15.44	3:21.54	
		Speed (m/s)	12.70	13.82	13.03	12.19	12.29	12.29	12.85	14.02	13.58	13.00	12.95	12.90	
		Stride length (m)	5.98	6.18	6.17	5.92	5.91	5.96	6.10	6.33	6.29	6.03	5.86	6.00	
		Stride duration (s)	0.471	0.447	0.474	0.485	0.481	0.485	0.475	0.452	0.463	0.464	0.453	0.465	
		Stride efficiency (%)	55.85	59.68	59.58	54.70	54.51	55.54	58.21	62.58	61.86	56.87	53.72	56.34	
		Stride count	33.45	32.36	32.39	33.80	33.86	33.55	32.77	31.60	31.79	33.15	34.11	433.01	



Note: Horizontal distance axis grid lines are 200m furlongs.

Disclaimer.

HRNZ and NZMTC and Thoroughbred Ratings Pty Ltd accepts no responsibility for the completeness or accuracy of any of the information contained herein, and makes no representations about its suitability for any particular purpose. Users should make their own judgements about those matters and/or seek independent advice. You assume all risks associated with use of the data provided on this page.



Race Results



February 10, 2023, Race 2, WOODLANDS STUD 'WE SELL WINNERS' TROT, Distance 2600m, Addington - Survey 3200m

Result	TAB no.	Horse (Barrier)	2600 to	2400m to
6th	7	Bella Button (9)		
		Position in running (margin)		
		Sectional time (s)		
		Cumulative time (s)		
		Speed (m/s)		
		Stride length (m)		
		Stride duration (s)		
		Stride efficiency (%)		
		Stride count		

Disclaimer.

HRNZ and NZMTC and Thoroughbred Ratings Pty Ltd accepts no responsibility for the completeness or accuracy of any of the information contained herein, and makes no representations about its suitability for any particular purpose. Users should make their own judgements about those matters and/or seek independent advice. You assume all risks associated with use of the data provided on this page.




Race Results



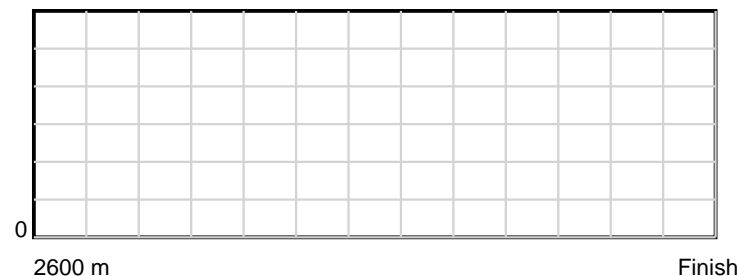
February 10, 2023, Race 2, WOODLANDS STUD 'WE SELL WINNERS' TROT, Distance 2600m, Addington - Survey 3200m

Result	TAB no.	Horse (Barrier)	2200m to	2000m to	1800m to	1600m to	1400m to	1200m to	1000m to	800m to	600m to	400m to	200m to	Total or	Margin
6th	7	Bella Button (9)	WP	Average											
		Position in running (margin)		3.80											
		Sectional time (s)													
		Cumulative time (s)	3:21.64												
		Speed (m/s)	12.89												
		Stride length (m)	nan												
		Stride duration (s)	nan												
		Stride efficiency (%)	nan												
		Stride count	0.00												


10 m Stride length




0.6 s Stride duration



20 m/sec Speed



100 % Stride efficiency



Note: Horizontal distance axis grid lines are 200m furlongs.

Disclaimer.

HRNZ and NZMTC and Thoroughbred Ratings Pty Ltd accepts no responsibility for the completeness or accuracy of any of the information contained herein, and makes no representations about its suitability for any particular purpose. Users should make their own judgements about those matters and/or seek independent advice. You assume all risks associated with use of the data provided on this page.



Race Results



February 10, 2023, Race 2, WOODLANDS STUD 'WE SELL WINNERS' TROT, Distance 2600m, Addington - Survey 3200m

Result	TAB no.	Horse (Barrier)	2600 to	2400m to
7th	3	Whats Wanted (5)	2400m	2200m
		Position in running (margin)	-	1(0.0)
		Sectional time (s)	16.33	14.83
		Cumulative time (s)	201.70	185.37
		Speed (m/s)	12.25	13.49
		Stride length (m)	5.34	5.99
		Stride duration (s)	0.433	0.444
		Stride efficiency (%)	44.54	55.99
		Stride count	37.46	33.41

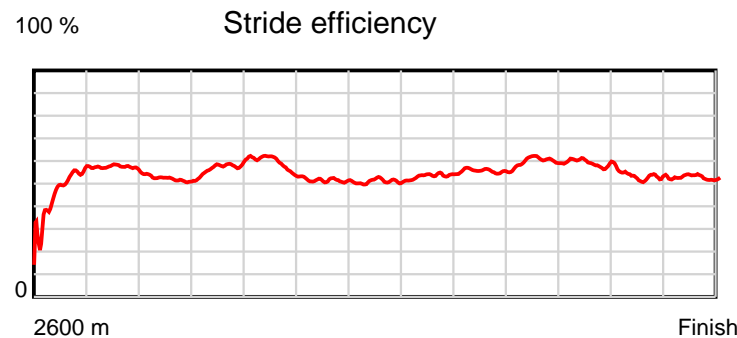
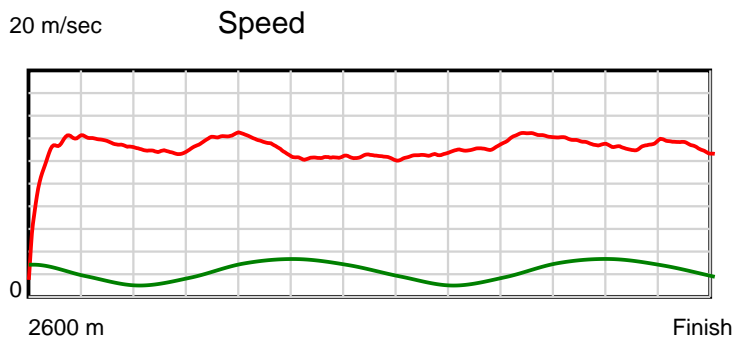
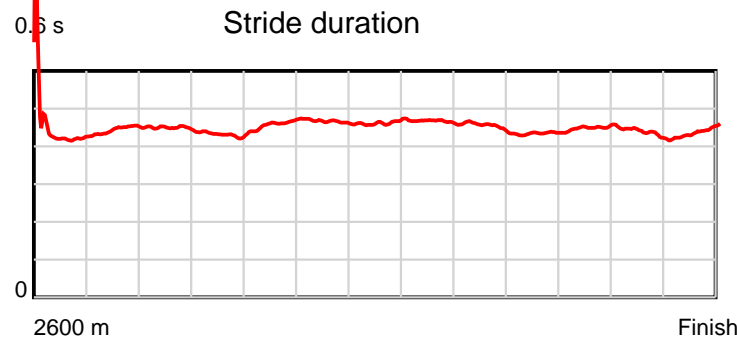
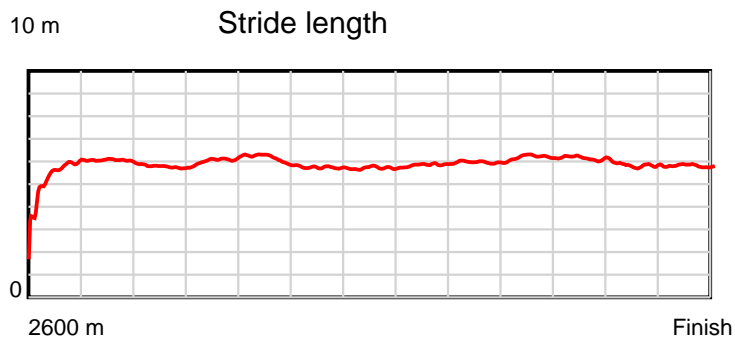
Disclaimer.

HRNZ and NZMTC and Thoroughbred Ratings Pty Ltd accepts no responsibility for the completeness or accuracy of any of the information contained herein, and makes no representations about its suitability for any particular purpose. Users should make their own judgements about those matters and/or seek independent advice. You assume all risks associated with use of the data provided on this page.

Race Results

February 10, 2023, Race 2, WOODLANDS STUD 'WE SELL WINNERS' TROT, Distance 2600m, Addington - Survey 3200m

Result	TAB no.	Horse (Barrier)	2200m to	2000m to	1800m to	1600m to	1400m to	1200m to	1000m to	800m to	600m to	400m to	200m to	Total or	Margin
7th	3	Whats Wanted (5)	2000m	1800m	1600m	1400m	1200m	1000m	800m	600m	400m	200m	WP	Average	
		Position in running (margin)	1(0.0)	2(2.5)	3(2.4)	2(1.6)	3(1.8)	3(1.9)	3(1.7)	4(1.5)	5(3.2)	6(4.2)	6(5.3)		4.10
		Sectional time (s)	16.04	14.30	15.31	16.40	16.26	16.22	15.73	14.19	15.10	15.59	15.40		
		Cumulative time (s)	170.54	154.50	140.20	124.89	108.49	92.23	76.01	60.28	46.09	30.99	15.40	3:21.70	
		Speed (m/s)	12.47	13.99	13.06	12.20	12.30	12.33	12.71	14.09	13.25	12.83	12.99	12.89	
		Stride length (m)	5.60	6.04	6.00	5.69	5.69	5.75	5.78	6.12	5.95	5.59	5.70	5.78	
		Stride duration (s)	0.449	0.432	0.459	0.466	0.463	0.466	0.455	0.434	0.450	0.436	0.439	0.448	
		Stride efficiency (%)	48.99	57.03	56.20	50.51	50.61	51.65	52.24	58.54	55.36	48.91	50.76	52.20	
		Stride count	35.72	33.11	33.35	35.18	35.14	34.79	34.59	32.68	33.60	35.75	35.09	449.87	



Note: Horizontal distance axis grid lines are 200m furlongs.

Disclaimer.

HRNZ and NZMTC and Thoroughbred Ratings Pty Ltd accepts no responsibility for the completeness or accuracy of any of the information contained herein, and makes no representations about its suitability for any particular purpose. Users should make their own judgements about those matters and/or seek independent advice. You assume all risks associated with use of the data provided on this page.



Race Results



February 10, 2023, Race 2, WOODLANDS STUD 'WE SELL WINNERS' TROT, Distance 2600m, Addington - Survey 3200m

Result	TAB no.	Horse (Barrier)	2600 to	2400m to
8th	5	Boss Kenny (7)	2400m	2200m
		Position in running (margin)	-	11(11.9)
		Sectional time (s)	18.50	17.58
		Cumulative time (s)	202.06	183.56
		Speed (m/s)	10.81	11.38
		Stride length (m)	5.41	5.40
		Stride duration (s)	0.487	0.474
		Stride efficiency (%)	45.75	45.50
		Stride count	36.96	37.06

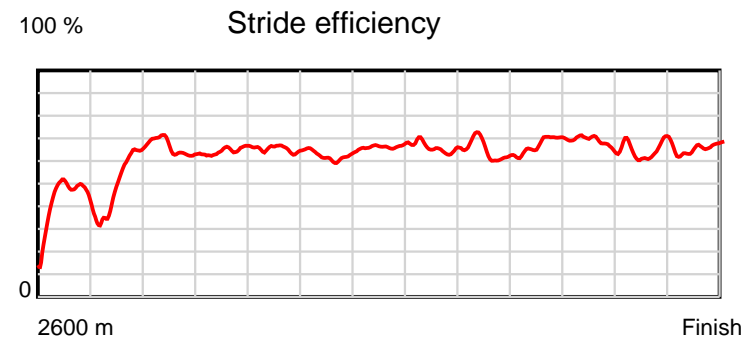
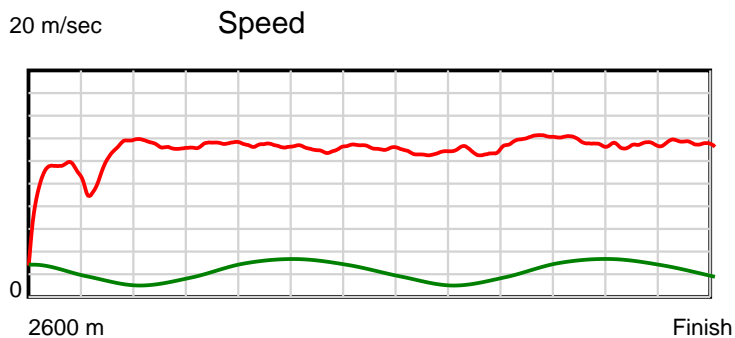
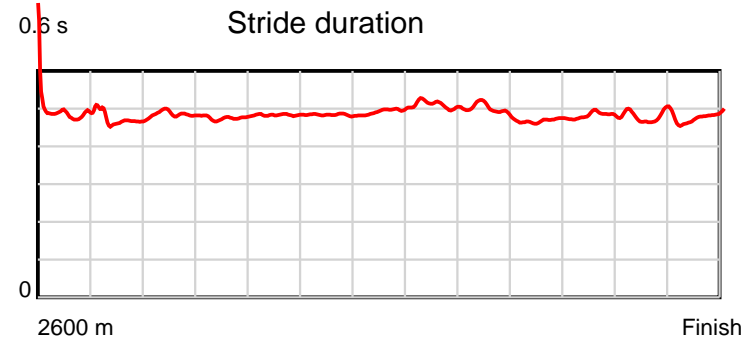
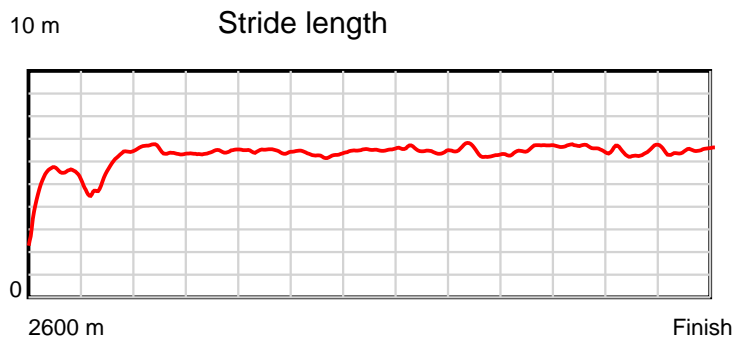
Disclaimer.

HRNZ and NZMTC and Thoroughbred Ratings Pty Ltd accepts no responsibility for the completeness or accuracy of any of the information contained herein, and makes no representations about its suitability for any particular purpose. Users should make their own judgements about those matters and/or seek independent advice. You assume all risks associated with use of the data provided on this page.

Race Results

February 10, 2023, Race 2, WOODLANDS STUD 'WE SELL WINNERS' TROT, Distance 2600m, Addington - Survey 3200m

Result	TAB no.	Horse (Barrier)	2200m to	2000m to	1800m to	1600m to	1400m to	1200m to	1000m to	800m to	600m to	400m to	200m to	Total or	Margin
8th	5	Boss Kenny (7)	2000m	1800m	1600m	1400m	1200m	1000m	800m	600m	400m	200m	WP	Average	
		Position in running (margin)	12(28.4)	12(26.5)	12(28.5)	12(27.1)	12(20.0)	12(13.8)	11(9.9)	11(10.2)	12(12.6)	11(12.0)	9(8.5)		6.10
		Sectional time (s)	15.30	14.65	15.21	15.18	15.22	15.60	15.80	14.31	14.84	14.82	15.05		
		Cumulative time (s)	165.98	150.68	136.03	120.82	105.64	90.42	74.82	59.02	44.71	29.87	15.05	3:22.06	
		Speed (m/s)	13.07	13.65	13.15	13.18	13.14	12.82	12.66	13.98	13.48	13.50	13.29	12.87	
		Stride length (m)	6.36	6.49	6.36	6.37	6.50	6.54	6.29	6.54	6.50	6.49	6.34	6.25	
		Stride duration (s)	0.486	0.475	0.483	0.483	0.494	0.510	0.497	0.468	0.482	0.481	0.477	0.486	
		Stride efficiency (%)	63.20	65.79	63.14	63.40	66.00	66.77	61.76	66.93	66.04	65.86	62.91	61.05	
		Stride count	31.45	30.82	31.46	31.40	30.77	30.60	31.81	30.56	30.76	30.81	31.52	415.98	



Note: Horizontal distance axis grid lines are 200m furlongs.

Disclaimer.

HRNZ and NZMTC and Thoroughbred Ratings Pty Ltd accepts no responsibility for the completeness or accuracy of any of the information contained herein, and makes no representations about its suitability for any particular purpose. Users should make their own judgements about those matters and/or seek independent advice. You assume all risks associated with use of the data provided on this page.



Race Results



February 10, 2023, Race 2, WOODLANDS STUD 'WE SELL WINNERS' TROT, Distance 2600m, Addington - Survey 3200m

Result	TAB no.	Horse (Barrier)	2600 to	2400m to
9th	1	Top Pocket Cha... (3)	2400m	2200m
		Position in running (margin)	-	12(20.7)
		Sectional time (s)	20.07	15.32
		Cumulative time (s)	202.30	182.23
		Speed (m/s)	9.97	13.05
		Stride length (m)	4.98	6.01
		Stride duration (s)	0.481	0.461
		Stride efficiency (%)	38.71	56.53
		Stride count	40.18	33.25

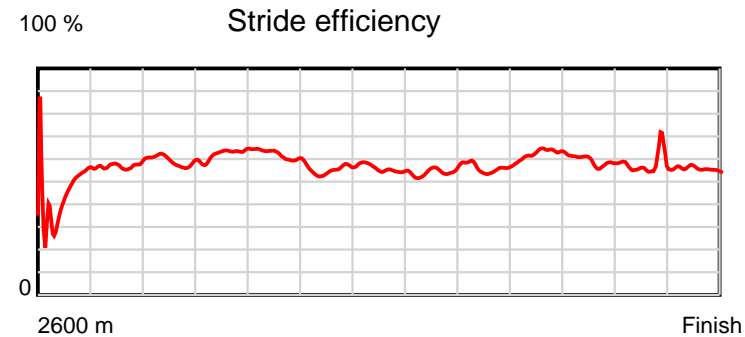
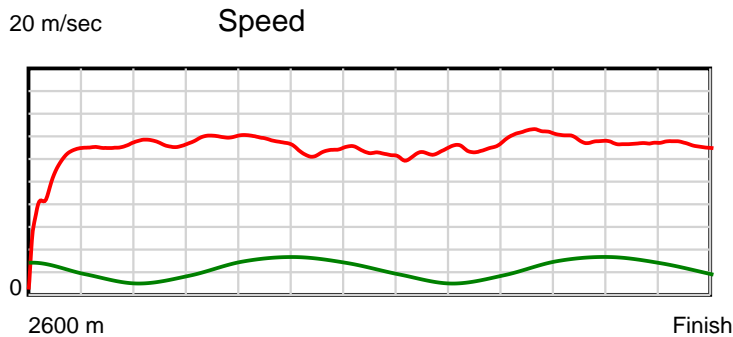
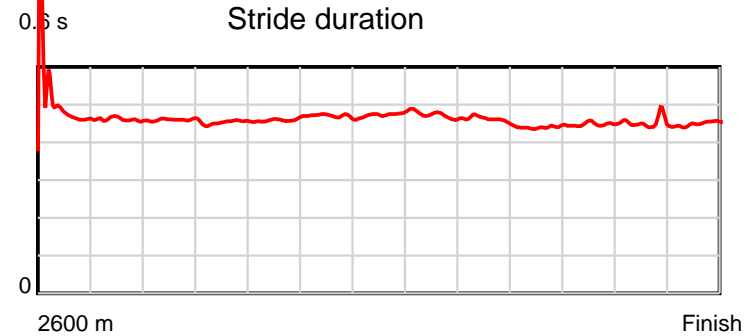
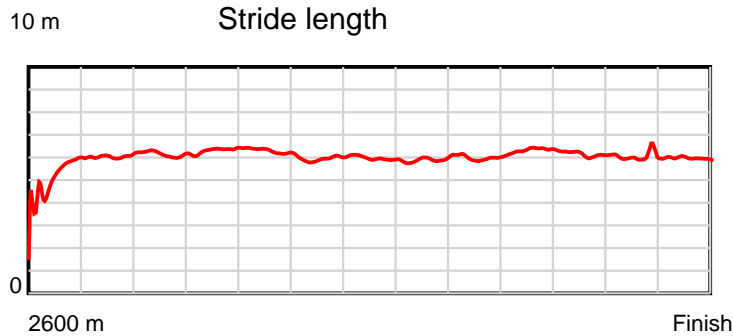
Disclaimer.

HRNZ and NZMTC and Thoroughbred Ratings Pty Ltd accepts no responsibility for the completeness or accuracy of any of the information contained herein, and makes no representations about its suitability for any particular purpose. Users should make their own judgements about those matters and/or seek independent advice. You assume all risks associated with use of the data provided on this page.

Race Results

February 10, 2023, Race 2, WOODLANDS STUD 'WE SELL WINNERS' TROT, Distance 2600m, Addington - Survey 3200m

Result	TAB no.	Horse (Barrier)	2200m to	2000m to	1800m to	1600m to	1400m to	1200m to	1000m to	800m to	600m to	400m to	200m to	Total or	Margin
9th	1	Top Pocket Cha... (3)	2000m	1800m	1600m	1400m	1200m	1000m	800m	600m	400m	200m	WP	Average	
		Position in running (margin)	11(23.6)	10(20.3)	10(20.9)	10(16.3)	10(13.3)	10(10.9)	12(11.0)	12(10.7)	11(10.7)	10(9.6)	10(8.9)		7.40
		Sectional time (s)	15.06	14.42	14.68	15.86	15.85	16.27	15.70	13.91	14.76	15.28	15.12		
		Cumulative time (s)	166.91	151.85	137.43	122.75	106.89	91.04	74.77	59.07	45.16	30.40	15.12	3:22.30	
		Speed (m/s)	13.28	13.87	13.62	12.61	12.62	12.29	12.74	14.38	13.55	13.09	13.23	12.85	
		Stride length (m)	6.11	6.28	6.26	5.93	5.98	5.81	5.87	6.33	6.07	5.88	5.96	5.94	
		Stride duration (s)	0.460	0.452	0.459	0.470	0.474	0.473	0.461	0.440	0.448	0.450	0.450	0.462	
		Stride efficiency (%)	58.30	61.53	61.22	54.87	55.90	52.82	53.80	62.60	57.63	54.07	55.42	55.12	
		Stride count	32.74	31.87	31.95	33.75	33.44	34.40	34.08	31.60	32.93	34.00	33.58	437.77	



Note: Horizontal distance axis grid lines are 200m furlongs.

Disclaimer.

HRNZ and NZMTC and Thoroughbred Ratings Pty Ltd accepts no responsibility for the completeness or accuracy of any of the information contained herein, and makes no representations about its suitability for any particular purpose. Users should make their own judgements about those matters and/or seek independent advice. You assume all risks associated with use of the data provided on this page.



Race Results



February 10, 2023, Race 2, WOODLANDS STUD 'WE SELL WINNERS' TROT, Distance 2600m, Addington - Survey 3200m

Result	TAB no.	Horse (Barrier)	2600 to	2400m to
10th	9	Salvo (11)	2400m	2200m
		Position in running (margin)	-	5(4.2)
		Sectional time (s)	17.08	15.21
		Cumulative time (s)	202.58	185.50
		Speed (m/s)	11.71	13.15
		Stride length (m)	5.46	6.10
		Stride duration (s)	0.460	0.464
		Stride efficiency (%)	46.57	58.23
		Stride count	36.64	32.76

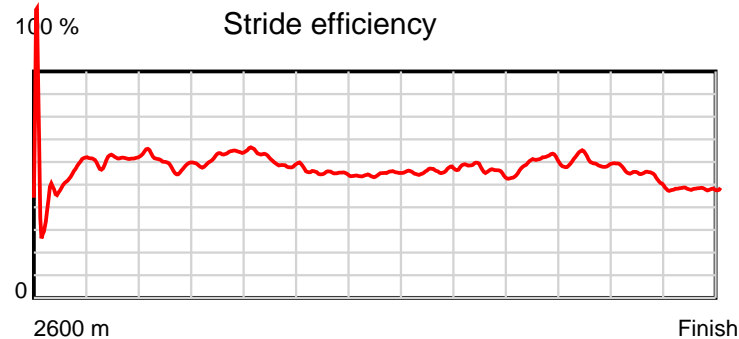
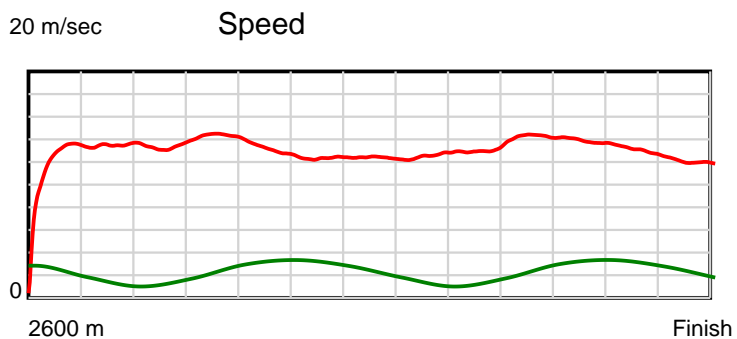
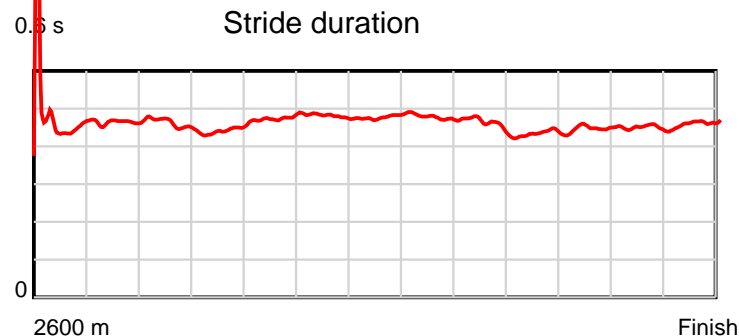
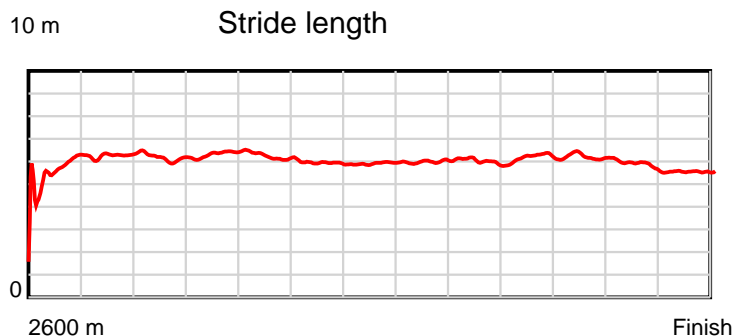
Disclaimer.

HRNZ and NZMTC and Thoroughbred Ratings Pty Ltd accepts no responsibility for the completeness or accuracy of any of the information contained herein, and makes no representations about its suitability for any particular purpose. Users should make their own judgements about those matters and/or seek independent advice. You assume all risks associated with use of the data provided on this page.

Race Results

February 10, 2023, Race 2, WOODLANDS STUD 'WE SELL WINNERS' TROT, Distance 2600m, Addington - Survey 3200m

Result	TAB no.	Horse (Barrier)	2200m to	2000m to	1800m to	1600m to	1400m to	1200m to	1000m to	800m to	600m to	400m to	200m to	Total or	Margin
10th	9	Salvo (11)	2000m	1800m	1600m	1400m	1200m	1000m	800m	600m	400m	200m	WP	Average	
		Position in running (margin)	5(6.5)	5(4.8)	4(3.1)	4(3.2)	4(3.1)	4(2.9)	4(2.6)	5(1.8)	4(2.6)	2(0.9)	3(2.1)		9.00
		Sectional time (s)	15.34	14.03	15.47	16.33	16.21	16.21	15.63	14.04	14.66	15.60	16.77		
		Cumulative time (s)	170.29	154.95	140.92	125.45	109.12	92.91	76.70	61.07	47.03	32.37	16.77	3:22.58	
		Speed (m/s)	13.04	14.26	12.93	12.25	12.34	12.34	12.80	14.25	13.64	12.82	11.93	12.83	
		Stride length (m)	6.02	6.30	6.14	5.89	5.89	5.89	5.88	6.19	6.12	5.76	5.52	5.93	
		Stride duration (s)	0.462	0.442	0.475	0.481	0.478	0.477	0.459	0.434	0.449	0.449	0.463	0.462	
		Stride efficiency (%)	56.70	62.05	58.87	54.16	54.26	54.21	53.98	59.79	58.60	51.77	47.69	54.87	
		Stride count	33.20	31.74	32.58	33.97	33.94	33.96	34.03	32.33	32.66	34.75	36.20	438.76	



Note: Horizontal distance axis grid lines are 200m furlongs.

Disclaimer.

HRNZ and NZMTC and Thoroughbred Ratings Pty Ltd accepts no responsibility for the completeness or accuracy of any of the information contained herein, and makes no representations about its suitability for any particular purpose. Users should make their own judgements about those matters and/or seek independent advice. You assume all risks associated with use of the data provided on this page.



Race Results



February 10, 2023, Race 2, WOODLANDS STUD 'WE SELL WINNERS' TROT, Distance 2600m, Addington - Survey 3200m

Result	TAB no.	Horse (Barrier)	2600 to	2400m to
11th	8	Madeleine Stow... (10)	2400m	2200m
		Position in running (margin)	-	2(0.7)
		Sectional time (s)	16.58	15.28
		Cumulative time (s)	203.67	187.09
		Speed (m/s)	12.06	13.09
		Stride length (m)	44.53	10.88
		Stride duration (s)	3.651	0.832
		Stride efficiency (%)	3099.13	185.12
		Stride count	4.49	18.38

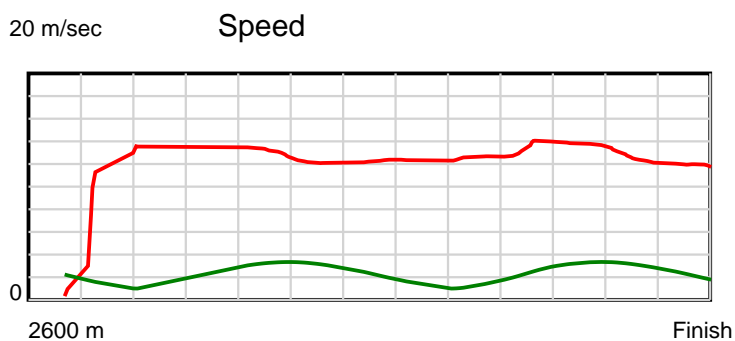
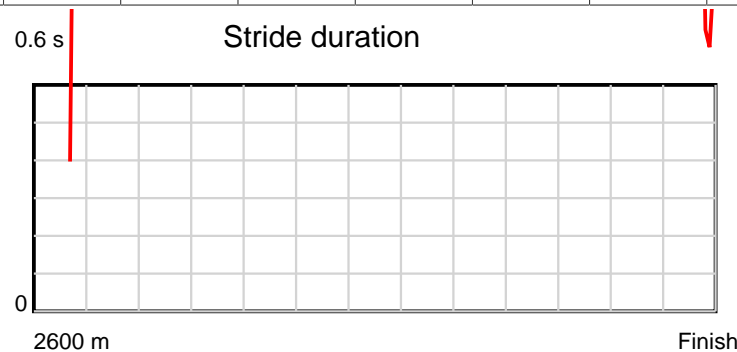
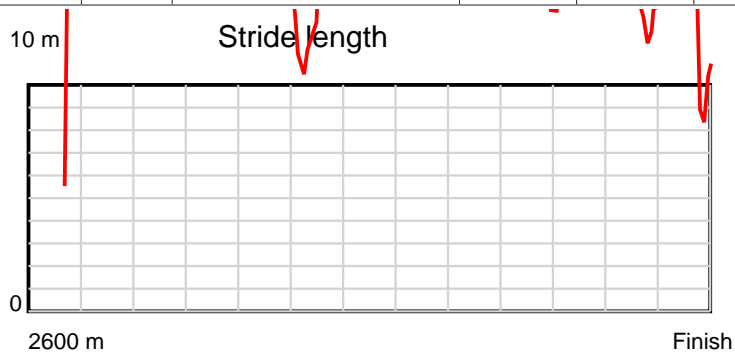
Disclaimer.

HRNZ and NZMTC and Thoroughbred Ratings Pty Ltd accepts no responsibility for the completeness or accuracy of any of the information contained herein, and makes no representations about its suitability for any particular purpose. Users should make their own judgements about those matters and/or seek independent advice. You assume all risks associated with use of the data provided on this page.

Race Results

February 10, 2023, Race 2, WOODLANDS STUD 'WE SELL WINNERS' TROT, Distance 2600m, Addington - Survey 3200m

Result	TAB no.	Horse (Barrier)	2200m to	2000m to	1800m to	1600m to	1400m to	1200m to	1000m to	800m to	600m to	400m to	200m to	Total or	Margin
11th	8	Madeleine Stow... (10)	2000m	1800m	1600m	1400m	1200m	1000m	800m	600m	400m	200m	WP	Average	
		Position in running (margin)	3(3.4)	1(0.0)	1(0.0)	1(0.0)	1(0.0)	1(0.0)	1(0.0)	2(0.1)	3(2.6)	4(3.3)	8(7.7)		15.10
		Sectional time (s)	15.04	14.32	15.44	16.35	16.24	16.25	15.77	14.32	15.06	16.15	16.87		
		Cumulative time (s)	171.81	156.77	142.45	127.01	110.66	94.42	78.17	62.40	48.08	33.02	16.87	3:23.67	
		Speed (m/s)	13.30	13.97	12.95	12.23	12.32	12.31	12.68	13.97	13.28	12.38	11.86	12.77	
		Stride length (m)	5.70	5.69	9.81	13.17	22.04	22.26	11.11	14.94	19.26	10.41	9.87	11.40	
		Stride duration (s)	0.428	0.407	0.757	1.077	1.790	1.809	0.876	1.070	1.450	0.840	0.832	0.893	
		Stride efficiency (%)	50.69	50.59	150.27	271.12	759.16	774.53	192.74	348.66	579.89	169.22	152.10	203.15	
		Stride count	35.11	35.15	20.40	15.18	9.07	8.98	18.01	13.39	10.38	19.22	20.27	228.03	



Note: Horizontal distance axis grid lines are 200m furlongs.

Disclaimer.

HRNZ and NZMTC and Thoroughbred Ratings Pty Ltd accepts no responsibility for the completeness or accuracy of any of the information contained herein, and makes no representations about its suitability for any particular purpose. Users should make their own judgements about those matters and/or seek independent advice. You assume all risks associated with use of the data provided on this page.



Race Results



February 10, 2023, Race 2, WOODLANDS STUD 'WE SELL WINNERS' TROT, Distance 2600m, Addington - Survey 3200m

Result	TAB no.	Horse (Barrier)	2600 to	2400m to
12th	4	Denver (6)	2400m	2200m
		Position in running (margin)	-	10(9.7)
		Sectional time (s)	18.15	15.55
		Cumulative time (s)	215.37	197.22
		Speed (m/s)	11.02	12.86
		Stride length (m)	5.48	5.82
		Stride duration (s)	0.470	0.452
		Stride efficiency (%)	47.00	52.94
		Stride count	36.47	34.36

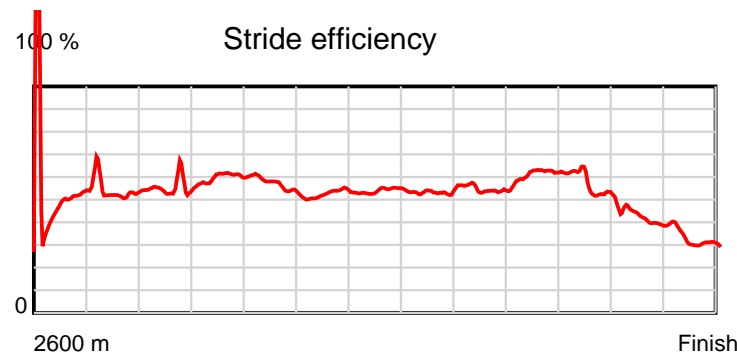
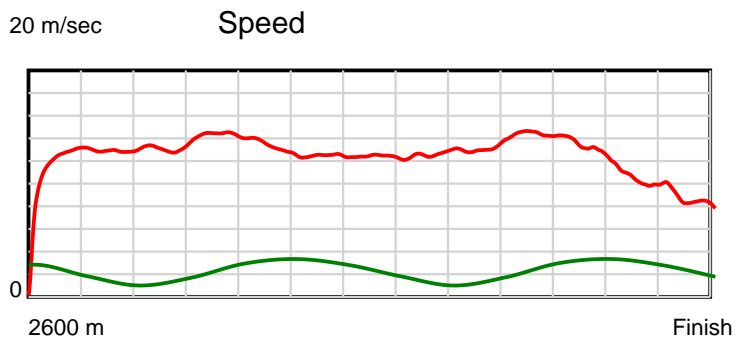
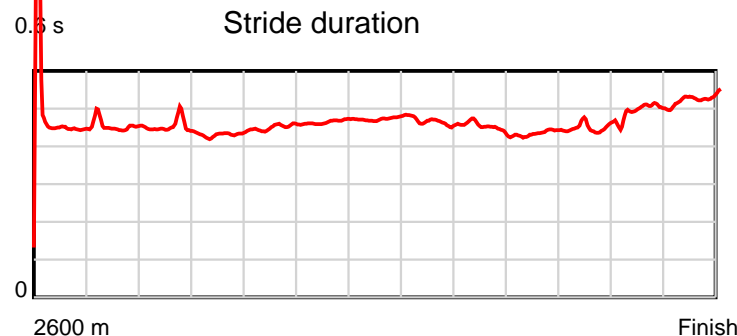
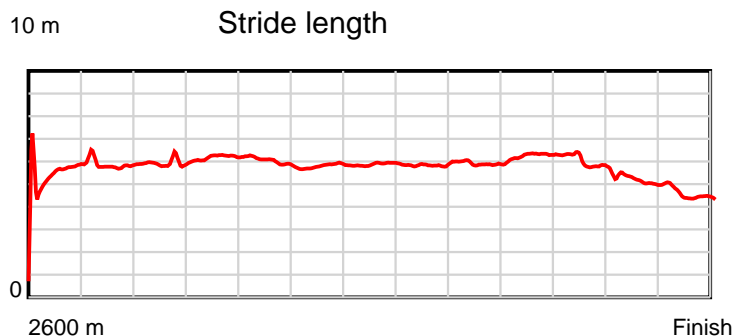
Disclaimer.

HRNZ and NZMTC and Thoroughbred Ratings Pty Ltd accepts no responsibility for the completeness or accuracy of any of the information contained herein, and makes no representations about its suitability for any particular purpose. Users should make their own judgements about those matters and/or seek independent advice. You assume all risks associated with use of the data provided on this page.

Race Results

February 10, 2023, Race 2, WOODLANDS STUD 'WE SELL WINNERS' TROT, Distance 2600m, Addington - Survey 3200m

Result	TAB no.	Horse (Barrier)	2200m to	2000m to	1800m to	1600m to	1400m to	1200m to	1000m to	800m to	600m to	400m to	200m to	Total or	Margin
12th	4	Denver (6)	2000m	1800m	1600m	1400m	1200m	1000m	800m	600m	400m	200m	WP	Average	
		Position in running (margin)	7(14.0)	7(12.5)	7(10.5)	7(8.1)	7(7.1)	7(6.7)	7(6.7)	8(6.0)	8(6.3)	9(8.9)	11(36.9)		80.00
		Sectional time (s)	15.36	13.98	15.04	16.19	16.17	16.25	15.65	13.95	15.37	20.07	23.64		
		Cumulative time (s)	181.67	166.31	152.33	137.29	121.10	104.93	88.68	73.03	59.08	43.71	23.64	3:35.37	
		Speed (m/s)	13.02	14.31	13.30	12.35	12.37	12.31	12.78	14.34	13.01	9.97	8.46	12.07	
		Stride length (m)	5.86	6.16	5.99	5.74	5.85	5.73	5.76	6.24	5.87	4.92	4.48	5.64	
		Stride duration (s)	0.450	0.431	0.451	0.465	0.473	0.466	0.450	0.435	0.451	0.494	0.530	0.467	
		Stride efficiency (%)	53.67	59.39	56.07	51.45	53.48	51.38	51.76	60.80	53.77	37.89	31.38	49.73	
		Stride count	34.13	32.44	33.39	34.86	34.19	34.88	34.75	32.06	34.10	40.62	44.63	460.88	



Note: Horizontal distance axis grid lines are 200m furlongs.

Disclaimer.

HRNZ and NZMTC and Thoroughbred Ratings Pty Ltd accepts no responsibility for the completeness or accuracy of any of the information contained herein, and makes no representations about its suitability for any particular purpose. Users should make their own judgements about those matters and/or seek independent advice. You assume all risks associated with use of the data provided on this page.



Race Results



February 10, 2023, Race 2, WOODLANDS STUD 'WE SELL WINNERS' TROT, Distance 2600m, Addington - Survey 3200m

Result	TAB no.	Horse (Barrier)	2600 to	2400m to
13th	6	Cody Banner (8)	2400m	2200m
		Position in running (margin)	-	8(8.3)
		Sectional time (s)	17.94	16.36
		Cumulative time (s)	215.70	197.76
		Speed (m/s)	11.15	12.22
		Stride length (m)	5.06	5.20
		Stride duration (s)	0.433	0.426
		Stride efficiency (%)	40.01	42.27
		Stride count	39.52	38.45

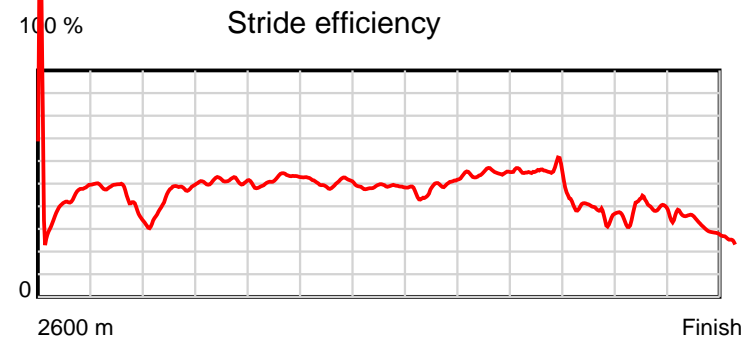
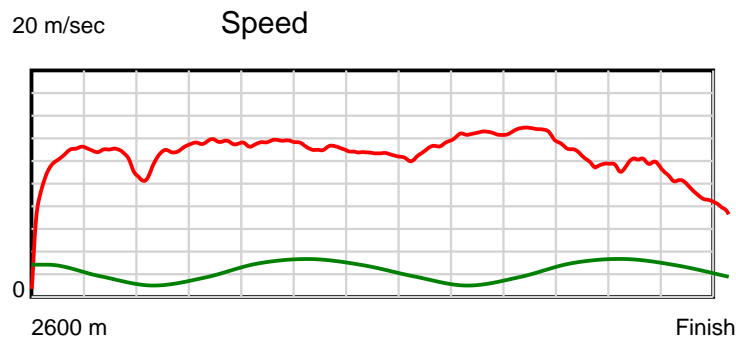
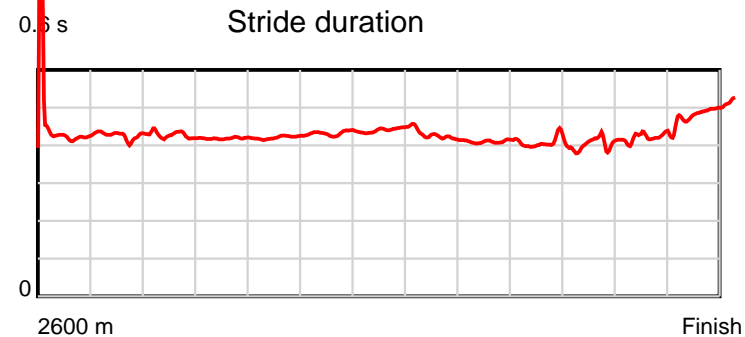
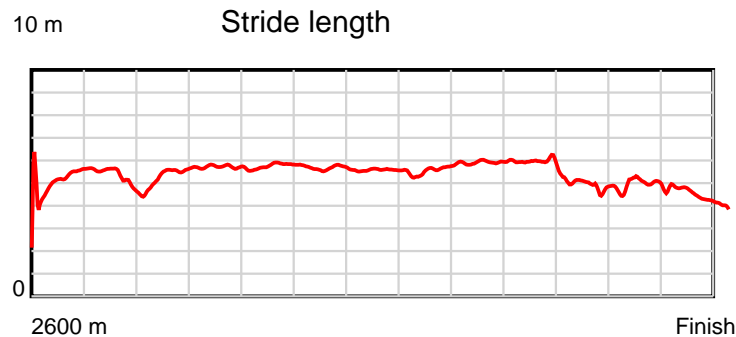
Disclaimer.

HRNZ and NZMTC and Thoroughbred Ratings Pty Ltd accepts no responsibility for the completeness or accuracy of any of the information contained herein, and makes no representations about its suitability for any particular purpose. Users should make their own judgements about those matters and/or seek independent advice. You assume all risks associated with use of the data provided on this page.

Race Results

February 10, 2023, Race 2, WOODLANDS STUD 'WE SELL WINNERS' TROT, Distance 2600m, Addington - Survey 3200m

Result	TAB no.	Horse (Barrier)	2200m to	2000m to	1800m to	1600m to	1400m to	1200m to	1000m to	800m to	600m to	400m to	200m to	Total or	Margin
13th	6	Cody Banner (8)	2000m	1800m	1600m	1400m	1200m	1000m	800m	600m	400m	200m	WP	Average	
		Position in running (margin)	9(17.5)	11(22.9)	11(24.4)	11(20.7)	11(15.3)	11(13.2)	10(9.1)	3(0.4)	2(1.6)	12(18.9)	12(42.1)		81.90
		Sectional time (s)	16.52	14.57	14.83	15.46	15.89	15.57	14.31	14.10	17.83	19.28	23.04		
		Cumulative time (s)	181.40	164.88	150.31	135.48	120.02	104.13	88.56	74.25	60.15	42.32	23.04	3:35.70	
		Speed (m/s)	12.11	13.73	13.49	12.94	12.59	12.85	13.98	14.18	11.22	10.37	8.68	12.05	
		Stride length (m)	5.16	5.74	5.68	5.60	5.56	5.46	5.73	5.75	4.55	4.47	4.33	5.20	
		Stride duration (s)	0.427	0.418	0.421	0.433	0.442	0.425	0.410	0.405	0.405	0.431	0.499	0.432	
		Stride efficiency (%)	41.68	51.53	50.44	49.00	48.29	46.65	51.31	51.60	32.34	31.21	29.35	42.32	
		Stride count	38.72	34.83	35.20	35.71	35.98	36.61	34.90	34.81	43.96	44.75	46.15	499.59	



Note: Horizontal distance axis grid lines are 200m furlongs.

Disclaimer.

HRNZ and NZMTC and Thoroughbred Ratings Pty Ltd accepts no responsibility for the completeness or accuracy of any of the information contained herein, and makes no representations about its suitability for any particular purpose. Users should make their own judgements about those matters and/or seek independent advice. You assume all risks associated with use of the data provided on this page.