



Race Results

NZ Metropolitan Trotting Club Inc, HRNZ, February 10, 2023

Compilation date: February 10, 2023, 9:23:44 PM (NZDT)

Copyright © 2023 HRNZ and NZMTC. All rights reserved.

Trademarks.

StrideMASTER is a registered trademark of Thoroughbred Ratings Pty Ltd.

Disclaimer.

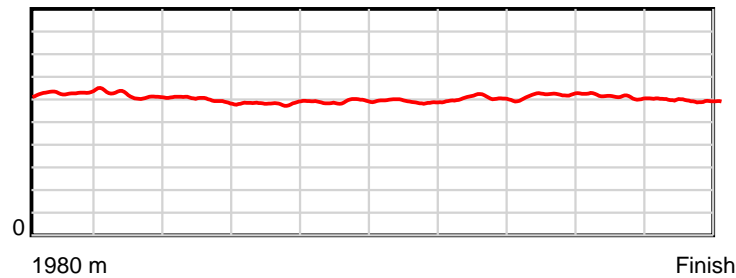
HRNZ and NZMTC and Thoroughbred Ratings Pty Ltd accepts no responsibility for the completeness or accuracy of any of the information contained herein, and makes no representations about its suitability for any particular purpose. Users should make their own judgements about those matters and/or seek independent advice. You assume all risks associated with use of the data provided on this page.

Race Results

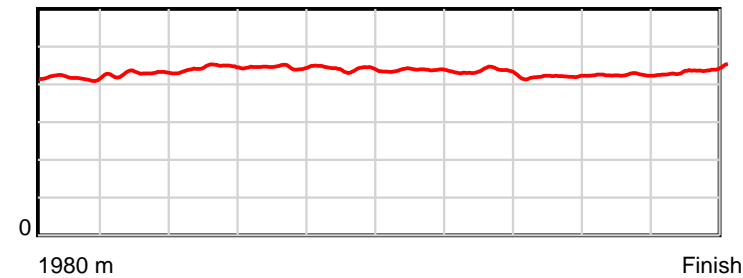
February 10, 2023, Race 1, , Distance 1980m, Addington - Survey 1980m

| Result | TAB no. | Horse (Barrier) | 1980 to | 1800m to | 1600m to | 1400m to | 1200m to | 1000m to | 800m to | 600m to | 400m to | 200m to | Total or | Margin |
|--------|---------|------------------------------|--------------|--------------|--------------|--------------|--------------|-------------|-------------|-------------|-------------|-----------|----------------|--------|
| 1st | 7 | Dalton Shard (7) | 1800m | 1600m | 1400m | 1200m | 1000m | 800m | 600m | 400m | 200m | WP | Average | |
| | | Position in running (margin) | - | 6(3.2) | 6(7.2) | 6(7.7) | 5(6.1) | 5(5.4) | 6(4.7) | 6(5.7) | 2(1.6) | 1(0.0) | | 0.00 |
| | | Sectional time (s) | 11.98 | 14.24 | 14.99 | 15.26 | 15.12 | 15.09 | 14.24 | 13.91 | 14.14 | 14.82 | | |
| | | Cumulative time (s) | 143.79 | 131.81 | 117.57 | 102.58 | 87.32 | 72.20 | 57.11 | 42.87 | 28.96 | 14.82 | 2:23.79 | |
| | | Speed (m/s) | 15.02 | 14.04 | 13.34 | 13.11 | 13.23 | 13.25 | 14.04 | 14.38 | 14.14 | 13.50 | 13.77 | |
| | | Stride length (m) | 6.33 | 6.03 | 5.92 | 5.84 | 5.83 | 5.80 | 6.09 | 6.05 | 6.01 | 5.90 | 5.97 | |
| | | Stride duration (s) | 0.418 | 0.429 | 0.444 | 0.446 | 0.441 | 0.438 | 0.434 | 0.421 | 0.425 | 0.437 | 0.434 | |
| | | Stride efficiency (%) | 62.64 | 56.85 | 54.82 | 53.31 | 53.17 | 52.60 | 57.95 | 57.17 | 56.53 | 54.44 | 55.78 | |
| | | Stride count | 28.43 | 33.16 | 33.77 | 34.24 | 34.29 | 34.47 | 32.84 | 33.06 | 33.25 | 33.89 | 331.40 | |

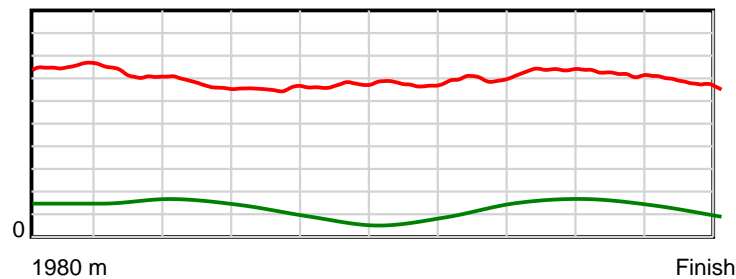
10 m Stride length



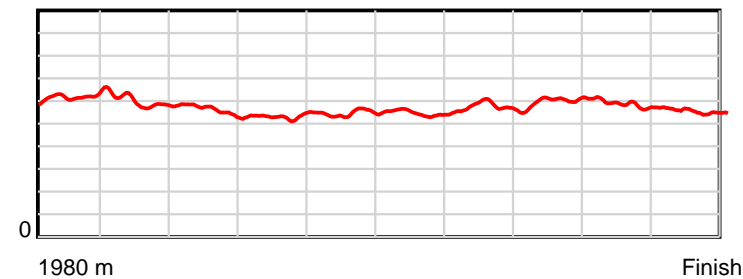
0.6 s Stride duration



20 m/sec Speed



100 % Stride efficiency



Note: Horizontal distance axis grid lines are 200m furlongs.

Disclaimer.

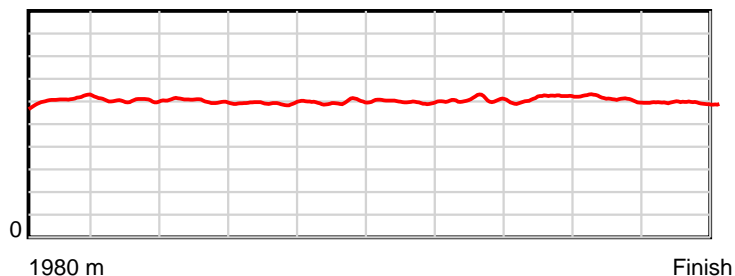
HRNZ and NZMTC and Thoroughbred Ratings Pty Ltd accepts no responsibility for the completeness or accuracy of any of the information contained herein, and makes no representations about its suitability for any particular purpose. Users should make their own judgements about those matters and/or seek independent advice. You assume all risks associated with use of the data provided on this page.

Race Results

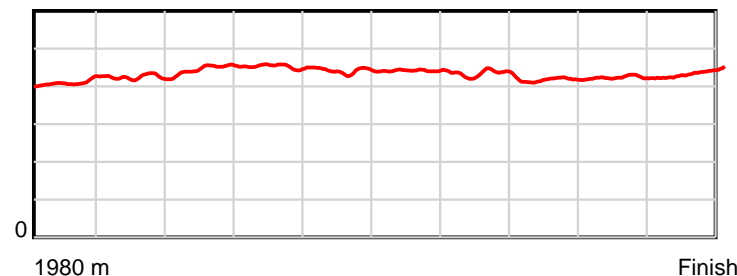
February 10, 2023, Race 1, , Distance 1980m, Addington - Survey 1980m

| Result | TAB no. | Horse (Barrier) | 1980 to | 1800m to | 1600m to | 1400m to | 1200m to | 1000m to | 800m to | 600m to | 400m to | 200m to | Total or | Margin |
|--------|---------|------------------------------|--------------|--------------|--------------|--------------|--------------|-------------|-------------|-------------|-------------|-----------|----------------|--------|
| 2nd | 4 | Fernz Goldy (4) | 1800m | 1600m | 1400m | 1200m | 1000m | 800m | 600m | 400m | 200m | WP | Average | |
| | | Position in running (margin) | - | 9(4.5) | 9(9.2) | 8(9.8) | 8(8.1) | 7(6.7) | 7(6.4) | 8(7.7) | 7(4.5) | 2(3.0) | | 2.50 |
| | | Sectional time (s) | 12.18 | 14.36 | 15.02 | 15.25 | 14.99 | 15.15 | 14.31 | 14.05 | 14.17 | 14.76 | | |
| | | Cumulative time (s) | 144.24 | 132.06 | 117.70 | 102.68 | 87.43 | 72.44 | 57.29 | 42.98 | 28.93 | 14.76 | 2:24.24 | |
| | | Speed (m/s) | 14.77 | 13.93 | 13.32 | 13.11 | 13.34 | 13.20 | 13.98 | 14.23 | 14.11 | 13.55 | 13.73 | |
| | | Stride length (m) | 6.10 | 5.91 | 5.95 | 5.94 | 5.89 | 5.83 | 6.06 | 5.93 | 5.98 | 5.91 | 5.95 | |
| | | Stride duration (s) | 0.410 | 0.425 | 0.447 | 0.453 | 0.441 | 0.441 | 0.433 | 0.417 | 0.424 | 0.436 | 0.433 | |
| | | Stride efficiency (%) | 58.15 | 54.65 | 55.34 | 55.06 | 54.15 | 53.07 | 57.33 | 55.03 | 55.84 | 54.54 | 55.26 | |
| | | Stride count | 29.51 | 33.82 | 33.61 | 33.69 | 33.97 | 34.32 | 33.02 | 33.70 | 33.46 | 33.85 | 332.95 | |

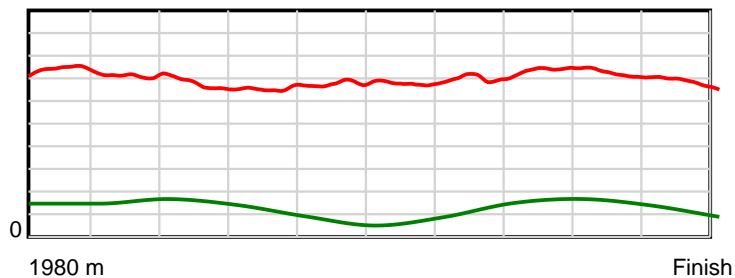
10 m Stride length



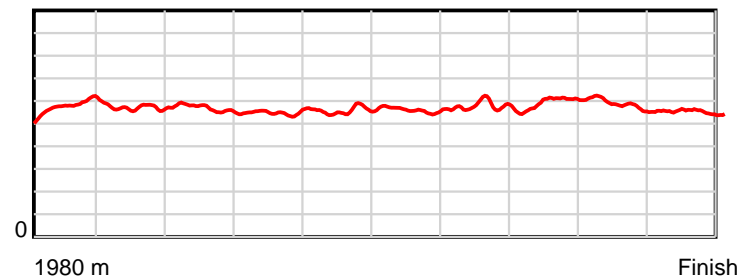
0.6 s Stride duration



20 m/sec Speed



100 % Stride efficiency



Note: Horizontal distance axis grid lines are 200m furlongs.

Disclaimer.

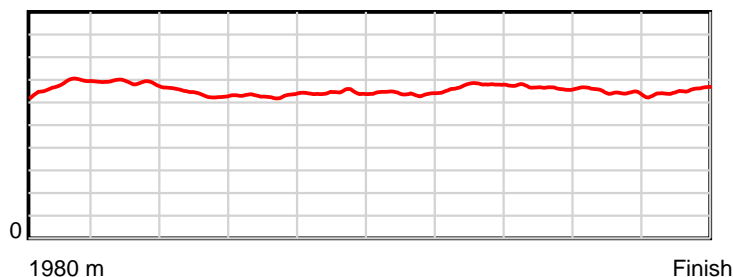
HRNZ and NZMTC and Thoroughbred Ratings Pty Ltd accepts no responsibility for the completeness or accuracy of any of the information contained herein, and makes no representations about its suitability for any particular purpose. Users should make their own judgements about those matters and/or seek independent advice. You assume all risks associated with use of the data provided on this page.

Race Results

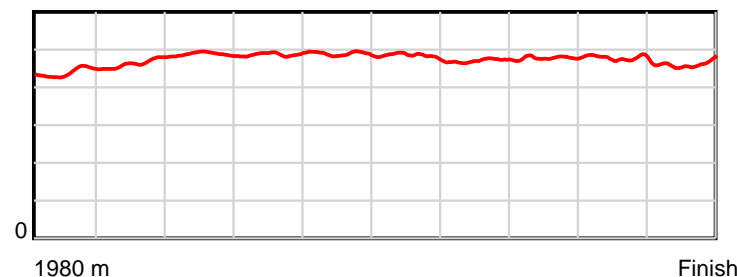
February 10, 2023, Race 1, , Distance 1980m, Addington - Survey 1980m

| Result | TAB no. | Horse (Barrier) | 1980 to | 1800m to | 1600m to | 1400m to | 1200m to | 1000m to | 800m to | 600m to | 400m to | 200m to | Total or | Margin |
|--------|---------|------------------------------|---------|----------|----------|----------|----------|----------|---------|---------|---------|---------|----------|--------|
| 3rd | 10 | Arden's Deligh... (10) | 1800m | 1600m | 1400m | 1200m | 1000m | 800m | 600m | 400m | 200m | WP | Average | |
| | | Position in running (margin) | - | 7(3.9) | 4(4.3) | 5(6.9) | 6(6.2) | 6(6.2) | 8(6.4) | 7(5.7) | 8(5.2) | 7(7.6) | | 3.70 |
| | | Sectional time (s) | 12.02 | 13.65 | 15.35 | 15.40 | 15.24 | 15.23 | 13.97 | 14.51 | 14.81 | 14.28 | | |
| | | Cumulative time (s) | 144.46 | 132.44 | 118.79 | 103.44 | 88.04 | 72.80 | 57.57 | 43.60 | 29.09 | 14.28 | 2:24.46 | |
| | | Speed (m/s) | 14.97 | 14.65 | 13.03 | 12.99 | 13.12 | 13.13 | 14.32 | 13.78 | 13.50 | 14.01 | 13.71 | |
| | | Stride length (m) | 6.81 | 6.81 | 6.36 | 6.33 | 6.41 | 6.35 | 6.74 | 6.59 | 6.44 | 6.49 | 6.53 | |
| | | Stride duration (s) | 0.440 | 0.465 | 0.488 | 0.487 | 0.488 | 0.483 | 0.471 | 0.478 | 0.477 | 0.464 | 0.476 | |
| | | Stride efficiency (%) | 72.47 | 72.45 | 63.16 | 62.65 | 64.17 | 62.96 | 71.00 | 67.89 | 64.88 | 65.89 | 66.54 | |
| | | Stride count | 26.43 | 29.37 | 31.46 | 31.59 | 31.21 | 31.51 | 29.67 | 30.34 | 31.04 | 30.80 | 303.42 | |

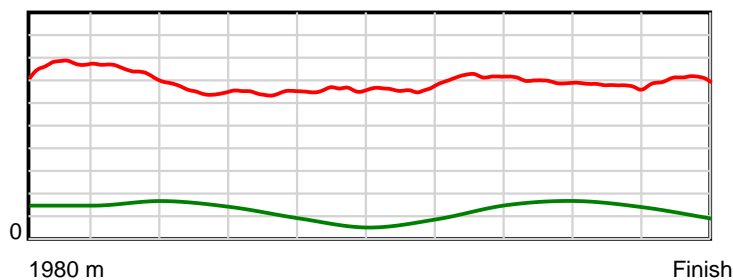
10 m Stride length



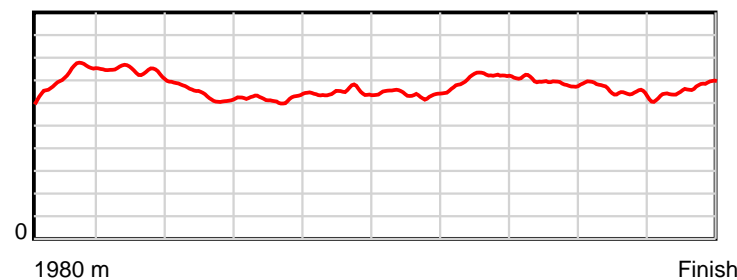
0.6 s Stride duration



20 m/sec Speed



100 % Stride efficiency



Note: Horizontal distance axis grid lines are 200m furlongs.

Disclaimer.

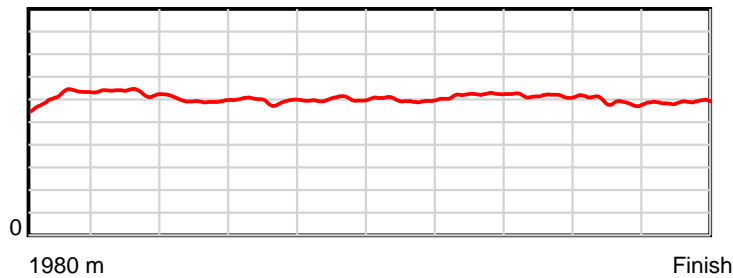
HRNZ and NZMTC and Thoroughbred Ratings Pty Ltd accepts no responsibility for the completeness or accuracy of any of the information contained herein, and makes no representations about its suitability for any particular purpose. Users should make their own judgements about those matters and/or seek independent advice. You assume all risks associated with use of the data provided on this page.

Race Results

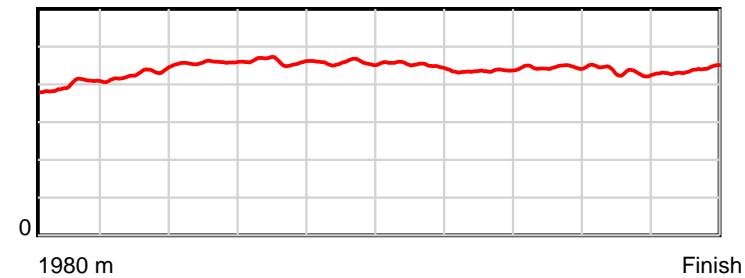
February 10, 2023, Race 1, , Distance 1980m, Addington - Survey 1980m

| Result | TAB no. | Horse (Barrier) | 1980 to | 1800m to | 1600m to | 1400m to | 1200m to | 1000m to | 800m to | 600m to | 400m to | 200m to | Total or | Margin |
|--------|---------|------------------------------|--------------|--------------|--------------|--------------|--------------|-------------|-------------|-------------|-------------|-----------|----------------|--------|
| 4th | 1 | White Diamond ... (1) | 1800m | 1600m | 1400m | 1200m | 1000m | 800m | 600m | 400m | 200m | WP | Average | |
| | | Position in running (margin) | - | 3(1.8) | 3(2.1) | 3(4.3) | 4(4.0) | 4(4.1) | 5(4.0) | 5(4.1) | 5(3.6) | 6(5.7) | | 5.50 |
| | | Sectional time (s) | 11.81 | 13.63 | 15.28 | 15.48 | 15.26 | 15.18 | 14.10 | 14.51 | 14.76 | 14.77 | | |
| | | Cumulative time (s) | 144.78 | 132.97 | 119.34 | 104.06 | 88.58 | 73.32 | 58.14 | 44.04 | 29.53 | 14.77 | 2:24.78 | |
| | | Speed (m/s) | 15.24 | 14.67 | 13.09 | 12.92 | 13.11 | 13.18 | 14.18 | 13.78 | 13.55 | 13.54 | 13.68 | |
| | | Stride length (m) | 6.16 | 6.29 | 5.99 | 5.96 | 5.99 | 5.96 | 6.17 | 6.14 | 5.89 | 5.93 | 6.04 | |
| | | Stride duration (s) | 0.399 | 0.429 | 0.458 | 0.461 | 0.457 | 0.452 | 0.435 | 0.445 | 0.434 | 0.438 | 0.442 | |
| | | Stride efficiency (%) | 59.22 | 61.83 | 56.11 | 55.45 | 56.07 | 55.48 | 59.50 | 58.95 | 54.15 | 54.94 | 57.08 | |
| | | Stride count | 29.24 | 31.79 | 33.38 | 33.57 | 33.39 | 33.57 | 32.41 | 32.56 | 33.98 | 33.73 | 327.62 | |

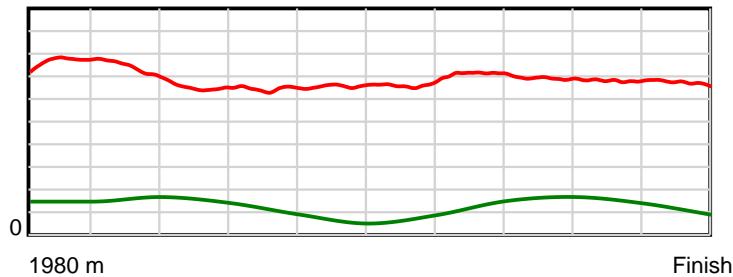
10 m Stride length



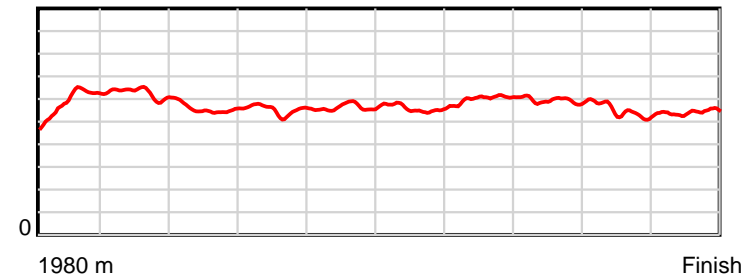
0.6 s Stride duration



20 m/sec Speed



100 % Stride efficiency



Note: Horizontal distance axis grid lines are 200m furlongs.

Disclaimer.

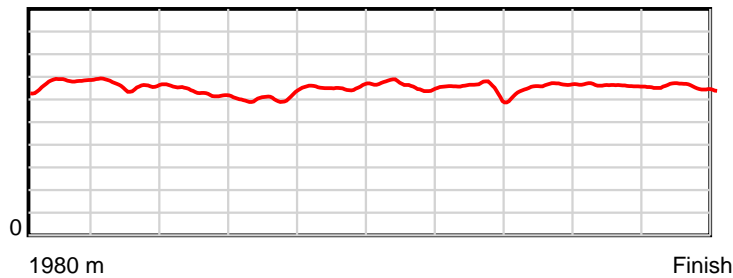
HRNZ and NZMTC and Thoroughbred Ratings Pty Ltd accepts no responsibility for the completeness or accuracy of any of the information contained herein, and makes no representations about its suitability for any particular purpose. Users should make their own judgements about those matters and/or seek independent advice. You assume all risks associated with use of the data provided on this page.

Race Results

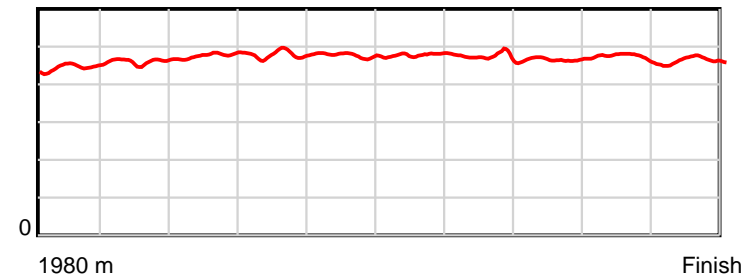
February 10, 2023, Race 1, , Distance 1980m, Addington - Survey 1980m

| Result | TAB no. | Horse (Barrier) | 1980 to | 1800m to | 1600m to | 1400m to | 1200m to | 1000m to | 800m to | 600m to | 400m to | 200m to | Total or | Margin |
|--------|---------|------------------------------|---------|----------|----------|----------|----------|----------|----------|----------|----------|----------|----------|--------|
| 5th | 8 | Move It On Ove... (8) | 1800m | 1600m | 1400m | 1200m | 1000m | 800m | 600m | 400m | 200m | WP | Average | |
| | | Position in running (margin) | - | 4(3.0) | 8(8.4) | 10(12.2) | 11(14.4) | 11(11.9) | 11(10.4) | 10(13.9) | 10(11.6) | 10(10.8) | | 6.60 |
| | | Sectional time (s) | 11.90 | 14.48 | 15.55 | 15.89 | 14.82 | 14.95 | 14.68 | 14.20 | 14.29 | 14.23 | | |
| | | Cumulative time (s) | 144.99 | 133.09 | 118.61 | 103.06 | 87.17 | 72.35 | 57.40 | 42.72 | 28.52 | 14.23 | 2:24.99 | |
| | | Speed (m/s) | 15.12 | 13.81 | 12.86 | 12.59 | 13.50 | 13.38 | 13.62 | 14.08 | 14.00 | 14.05 | 13.66 | |
| | | Stride length (m) | 6.73 | 6.36 | 6.14 | 6.02 | 6.43 | 6.40 | 6.43 | 6.56 | 6.60 | 6.52 | 6.41 | |
| | | Stride duration (s) | 0.446 | 0.461 | 0.477 | 0.478 | 0.476 | 0.479 | 0.472 | 0.466 | 0.471 | 0.464 | 0.469 | |
| | | Stride efficiency (%) | 70.78 | 63.28 | 58.95 | 56.64 | 64.52 | 64.10 | 64.66 | 67.34 | 67.98 | 66.44 | 64.22 | |
| | | Stride count | 26.75 | 31.43 | 32.56 | 33.22 | 31.12 | 31.23 | 31.09 | 30.47 | 30.32 | 30.67 | 308.86 | |

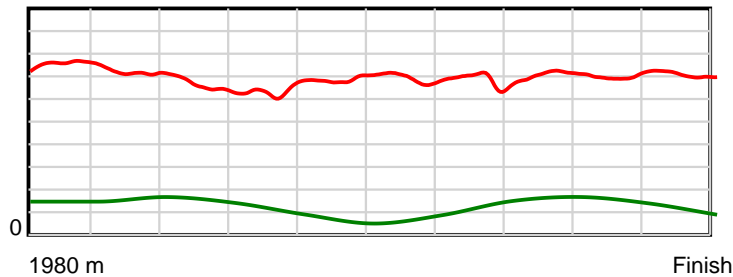
10 m Stride length



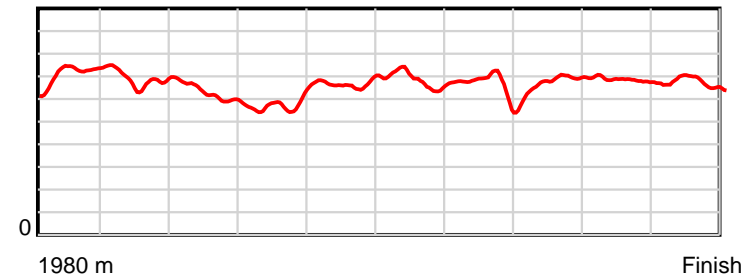
0.6 s Stride duration



20 m/sec Speed



100 % Stride efficiency



Note: Horizontal distance axis grid lines are 200m furlongs.

Disclaimer.

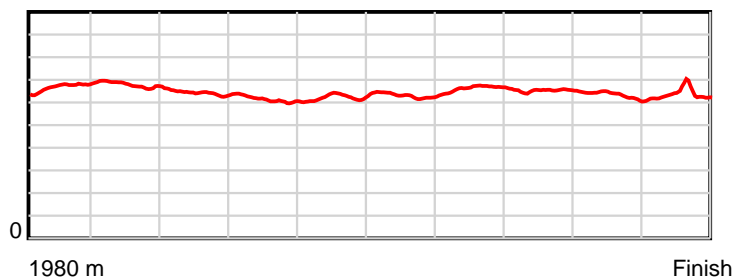
HRNZ and NZMTC and Thoroughbred Ratings Pty Ltd accepts no responsibility for the completeness or accuracy of any of the information contained herein, and makes no representations about its suitability for any particular purpose. Users should make their own judgements about those matters and/or seek independent advice. You assume all risks associated with use of the data provided on this page.

Race Results

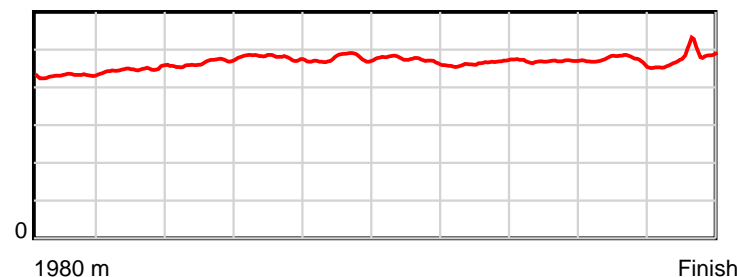
February 10, 2023, Race 1, , Distance 1980m, Addington - Survey 1980m

| Result | TAB no. | Horse (Barrier) | 1980 to | 1800m to | 1600m to | 1400m to | 1200m to | 1000m to | 800m to | 600m to | 400m to | 200m to | Total or | Margin |
|--------|---------|------------------------------|---------|----------|----------|----------|----------|----------|---------|---------|---------|---------|----------|--------|
| 6th | 6 | Jordy (6) | 1800m | 1600m | 1400m | 1200m | 1000m | 800m | 600m | 400m | 200m | WP | Average | |
| | | Position in running (margin) | - | 2(1.2) | 2(0.8) | 1(0.0) | 2(1.4) | 2(1.9) | 3(1.8) | 2(2.2) | 3(1.8) | 5(5.1) | | 6.70 |
| | | Sectional time (s) | 11.73 | 13.51 | 14.77 | 15.77 | 15.32 | 15.18 | 14.16 | 14.53 | 14.96 | 15.07 | | |
| | | Cumulative time (s) | 145.00 | 133.27 | 119.76 | 104.99 | 89.22 | 73.90 | 58.72 | 44.56 | 30.03 | 15.07 | 2:25.00 | |
| | | Speed (m/s) | 15.34 | 14.80 | 13.54 | 12.68 | 13.05 | 13.18 | 14.12 | 13.76 | 13.37 | 13.27 | 13.65 | |
| | | Stride length (m) | 6.67 | 6.63 | 6.30 | 6.08 | 6.23 | 6.23 | 6.56 | 6.46 | 6.32 | 6.35 | 6.38 | |
| | | Stride duration (s) | 0.431 | 0.448 | 0.466 | 0.480 | 0.477 | 0.473 | 0.464 | 0.469 | 0.472 | 0.478 | 0.467 | |
| | | Stride efficiency (%) | 69.58 | 68.75 | 62.10 | 57.84 | 60.70 | 60.73 | 67.28 | 65.20 | 62.35 | 62.93 | 63.54 | |
| | | Stride count | 26.98 | 30.15 | 31.73 | 32.87 | 32.09 | 32.08 | 30.48 | 30.96 | 31.66 | 31.51 | 310.51 | |

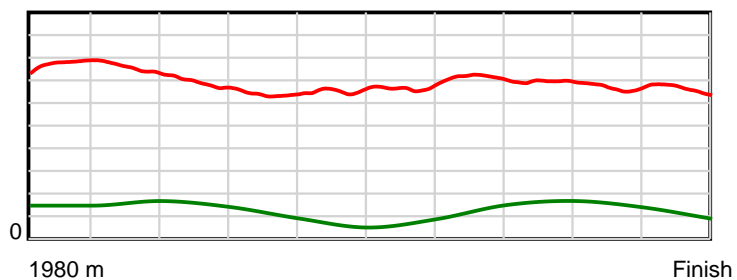
10 m Stride length



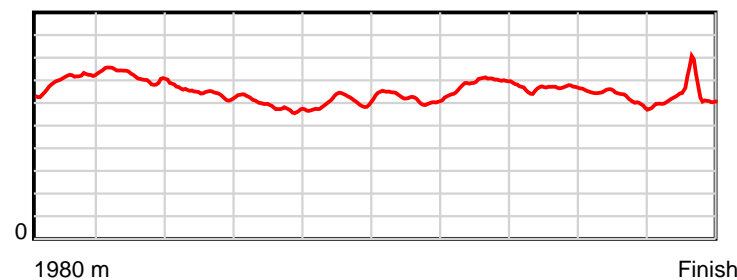
0.6 s Stride duration



20 m/sec Speed



100 % Stride efficiency



Note: Horizontal distance axis grid lines are 200m furlongs.

Disclaimer.

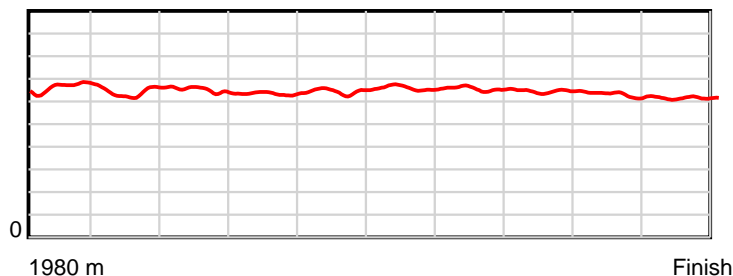
HRNZ and NZMTC and Thoroughbred Ratings Pty Ltd accepts no responsibility for the completeness or accuracy of any of the information contained herein, and makes no representations about its suitability for any particular purpose. Users should make their own judgements about those matters and/or seek independent advice. You assume all risks associated with use of the data provided on this page.

Race Results

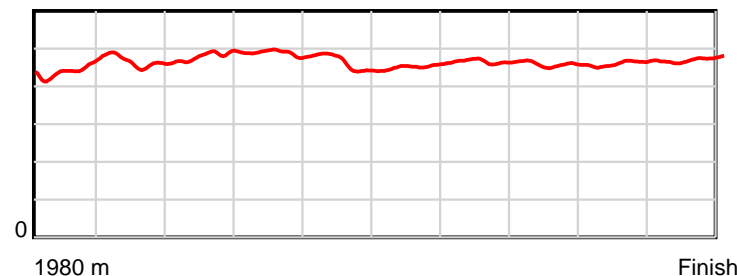
February 10, 2023, Race 1, , Distance 1980m, Addington - Survey 1980m

| Result | TAB no. | Horse (Barrier) | 1980 to | 1800m to | 1600m to | 1400m to | 1200m to | 1000m to | 800m to | 600m to | 400m to | 200m to | Total or | Margin |
|--------|---------|------------------------------|--------------|--------------|--------------|--------------|--------------|-------------|-------------|-------------|-------------|-----------|----------------|--------|
| 7th | 9 | Divine Angel (9) | 1800m | 1600m | 1400m | 1200m | 1000m | 800m | 600m | 400m | 200m | WP | Average | |
| | | Position in running (margin) | - | 5(3.0) | 10(11.6) | 9(11.6) | 9(9.9) | 8(7.3) | 2(1.7) | 3(2.6) | 4(2.2) | 4(4.0) | | 7.00 |
| | | Sectional time (s) | 11.90 | 15.02 | 14.91 | 15.23 | 14.80 | 14.27 | 14.24 | 14.53 | 14.72 | 15.43 | | |
| | | Cumulative time (s) | 145.05 | 133.15 | 118.13 | 103.22 | 87.99 | 73.19 | 58.92 | 44.68 | 30.15 | 15.43 | 2:25.05 | |
| | | Speed (m/s) | 15.12 | 13.32 | 13.41 | 13.13 | 13.51 | 14.02 | 14.04 | 13.76 | 13.59 | 12.96 | 13.65 | |
| | | Stride length (m) | 6.66 | 6.20 | 6.46 | 6.41 | 6.23 | 6.35 | 6.54 | 6.30 | 6.27 | 6.11 | 6.35 | |
| | | Stride duration (s) | 0.441 | 0.466 | 0.481 | 0.488 | 0.461 | 0.453 | 0.466 | 0.458 | 0.461 | 0.472 | 0.465 | |
| | | Stride efficiency (%) | 69.34 | 60.14 | 65.12 | 64.14 | 60.67 | 63.06 | 66.91 | 62.06 | 61.42 | 58.35 | 62.95 | |
| | | Stride count | 27.02 | 32.24 | 30.98 | 31.22 | 32.10 | 31.48 | 30.56 | 31.74 | 31.90 | 32.73 | 311.97 | |

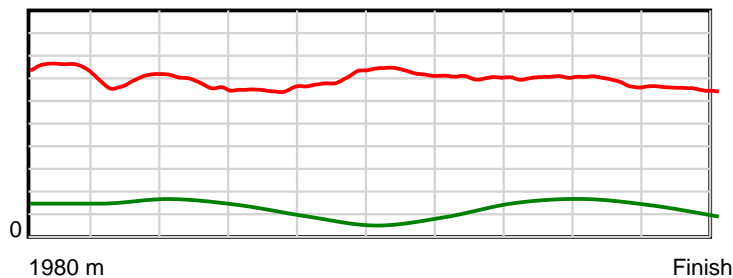
10 m Stride length



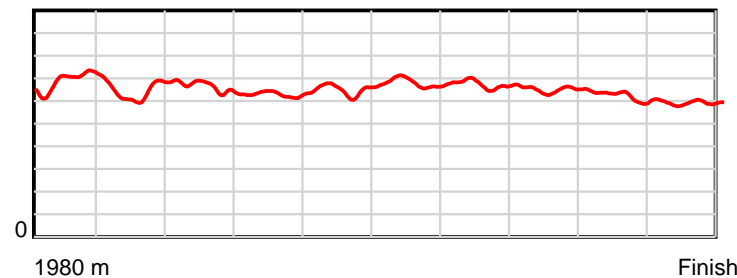
0.6 s Stride duration



20 m/sec Speed



100 % Stride efficiency



Note: Horizontal distance axis grid lines are 200m furlongs.

Disclaimer.

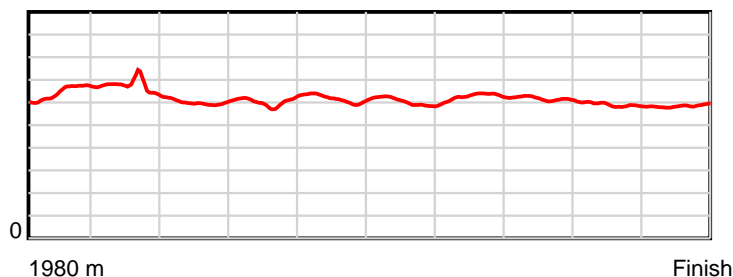
HRNZ and NZMTC and Thoroughbred Ratings Pty Ltd accepts no responsibility for the completeness or accuracy of any of the information contained herein, and makes no representations about its suitability for any particular purpose. Users should make their own judgements about those matters and/or seek independent advice. You assume all risks associated with use of the data provided on this page.

Race Results

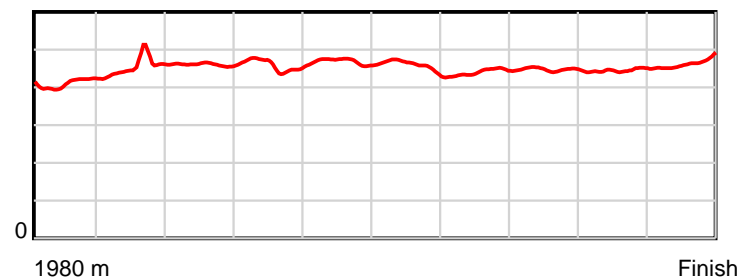
February 10, 2023, Race 1, , Distance 1980m, Addington - Survey 1980m

| Result | TAB no. | Horse (Barrier) | 1980 to | 1800m to | 1600m to | 1400m to | 1200m to | 1000m to | 800m to | 600m to | 400m to | 200m to | Total or | Margin |
|--------|---------|------------------------------|---------|----------|----------|----------|----------|----------|---------|---------|---------|---------|----------|--------|
| 8th | 5 | Refine (5) | 1800m | 1600m | 1400m | 1200m | 1000m | 800m | 600m | 400m | 200m | WP | Average | |
| | | Position in running (margin) | - | 1(0.0) | 1(0.0) | 2(2.4) | 1(0.0) | 1(0.0) | 1(0.0) | 1(0.0) | 1(0.0) | 3(3.6) | | 10.10 |
| | | Sectional time (s) | 11.51 | 13.58 | 15.30 | 15.13 | 15.23 | 15.20 | 14.09 | 14.59 | 15.02 | 15.96 | | |
| | | Cumulative time (s) | 145.61 | 134.10 | 120.52 | 105.22 | 90.09 | 74.86 | 59.66 | 45.57 | 30.98 | 15.96 | 2:25.61 | |
| | | Speed (m/s) | 15.63 | 14.73 | 13.07 | 13.22 | 13.13 | 13.16 | 14.19 | 13.71 | 13.32 | 12.53 | 13.60 | |
| | | Stride length (m) | 6.47 | 6.66 | 6.02 | 6.07 | 6.15 | 6.03 | 6.25 | 6.14 | 5.92 | 5.82 | 6.14 | |
| | | Stride duration (s) | 0.410 | 0.453 | 0.460 | 0.459 | 0.468 | 0.458 | 0.440 | 0.448 | 0.445 | 0.465 | 0.452 | |
| | | Stride efficiency (%) | 65.39 | 69.41 | 56.54 | 57.51 | 59.09 | 56.78 | 60.96 | 58.89 | 54.80 | 52.97 | 58.91 | |
| | | Stride count | 27.83 | 30.01 | 33.25 | 32.97 | 32.53 | 33.18 | 32.02 | 32.58 | 33.77 | 34.35 | 322.49 | |

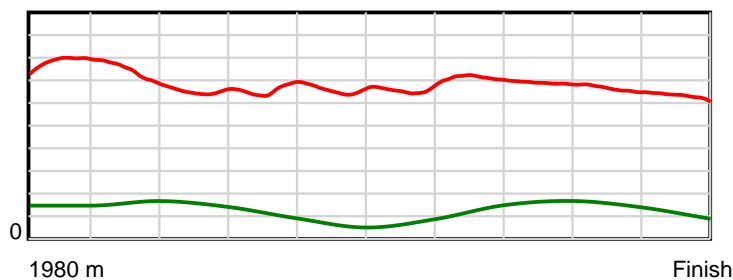
10 m Stride length



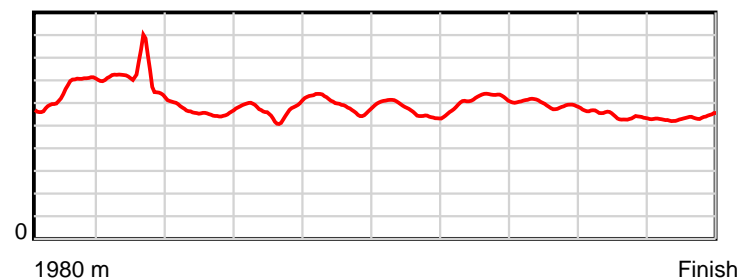
0.6 s Stride duration



20 m/sec Speed



100 % Stride efficiency



Note: Horizontal distance axis grid lines are 200m furlongs.

Disclaimer.

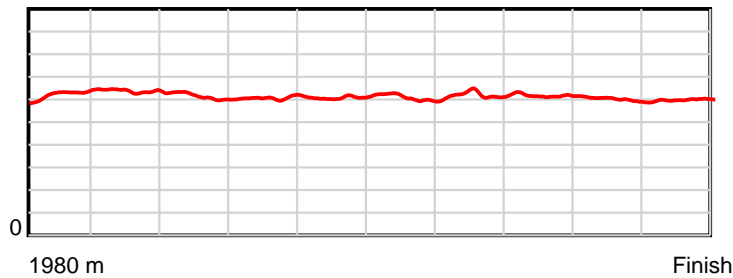
HRNZ and NZMTC and Thoroughbred Ratings Pty Ltd accepts no responsibility for the completeness or accuracy of any of the information contained herein, and makes no representations about its suitability for any particular purpose. Users should make their own judgements about those matters and/or seek independent advice. You assume all risks associated with use of the data provided on this page.

Race Results

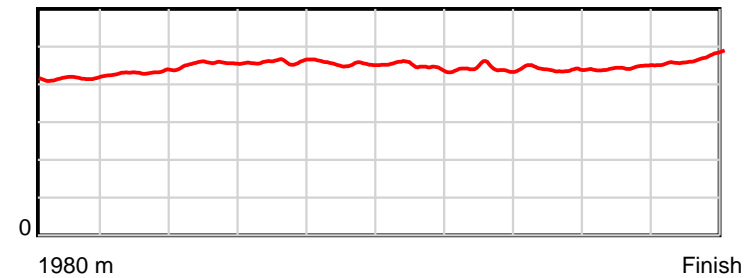
February 10, 2023, Race 1, , Distance 1980m, Addington - Survey 1980m

| Result | TAB no. | Horse (Barrier) | 1980 to | 1800m to | 1600m to | 1400m to | 1200m to | 1000m to | 800m to | 600m to | 400m to | 200m to | Total or | Margin |
|--------|---------|------------------------------|---------|----------|----------|----------|----------|----------|---------|---------|---------|---------|----------|--------|
| 9th | 2 | Buena Vista (2) | 1800m | 1600m | 1400m | 1200m | 1000m | 800m | 600m | 400m | 200m | WP | Average | |
| | | Position in running (margin) | - | 8(4.0) | 5(5.3) | 4(5.7) | 3(3.6) | 3(3.3) | 4(2.7) | 4(4.0) | 6(4.0) | 8(8.1) | | 13.00 |
| | | Sectional time (s) | 12.12 | 13.79 | 14.98 | 15.17 | 15.19 | 15.10 | 14.31 | 14.58 | 15.10 | 15.80 | | |
| | | Cumulative time (s) | 146.14 | 134.02 | 120.23 | 105.25 | 90.08 | 74.89 | 59.79 | 45.48 | 30.90 | 15.80 | 2:26.14 | |
| | | Speed (m/s) | 14.85 | 14.50 | 13.35 | 13.18 | 13.17 | 13.25 | 13.98 | 13.72 | 13.25 | 12.66 | 13.55 | |
| | | Stride length (m) | 6.26 | 6.25 | 6.08 | 6.06 | 5.98 | 5.93 | 6.18 | 6.04 | 5.89 | 5.95 | 6.06 | |
| | | Stride duration (s) | 0.416 | 0.431 | 0.455 | 0.460 | 0.454 | 0.448 | 0.442 | 0.440 | 0.444 | 0.470 | 0.447 | |
| | | Stride efficiency (%) | 61.33 | 61.04 | 57.69 | 57.44 | 55.95 | 54.90 | 59.74 | 57.03 | 54.14 | 55.31 | 57.34 | |
| | | Stride count | 28.73 | 32.00 | 32.92 | 32.99 | 33.43 | 33.74 | 32.35 | 33.11 | 33.98 | 33.62 | 326.87 | |

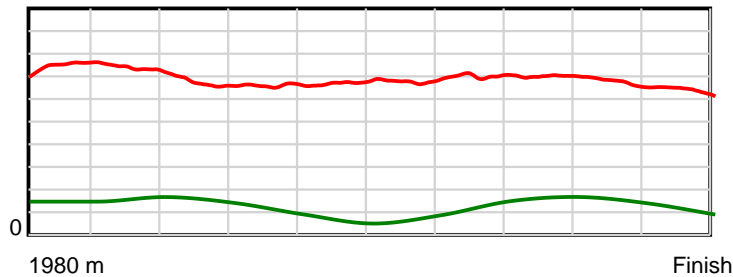
10 m Stride length



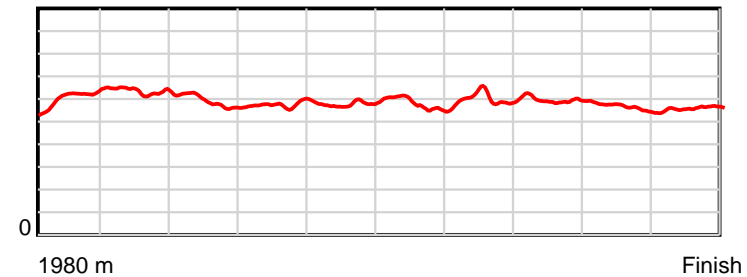
0.6 s Stride duration



20 m/sec Speed



100 % Stride efficiency



Note: Horizontal distance axis grid lines are 200m furlongs.

Disclaimer.

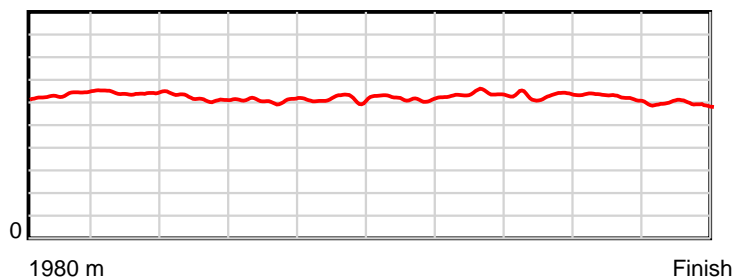
HRNZ and NZMTC and Thoroughbred Ratings Pty Ltd accepts no responsibility for the completeness or accuracy of any of the information contained herein, and makes no representations about its suitability for any particular purpose. Users should make their own judgements about those matters and/or seek independent advice. You assume all risks associated with use of the data provided on this page.

Race Results

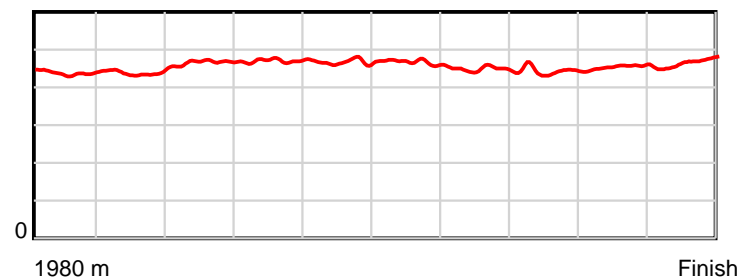
February 10, 2023, Race 1, , Distance 1980m, Addington - Survey 1980m

| Result | TAB no. | Horse (Barrier) | 1980 to | 1800m to | 1600m to | 1400m to | 1200m to | 1000m to | 800m to | 600m to | 400m to | 200m to | Total or | Margin |
|--------|---------|------------------------------|---------|----------|----------|----------|----------|----------|---------|---------|---------|---------|----------|--------|
| 10th | 3 | Tiffany's Lega... (3) | 1800m | 1600m | 1400m | 1200m | 1000m | 800m | 600m | 400m | 200m | WP | Average | |
| | | Position in running (margin) | - | 10(6.9) | 7(8.0) | 7(8.4) | 7(7.9) | 9(7.7) | 9(7.6) | 9(7.8) | 9(6.6) | 9(9.8) | | 14.30 |
| | | Sectional time (s) | 12.53 | 13.77 | 14.98 | 15.44 | 15.20 | 15.19 | 14.12 | 14.38 | 14.95 | 15.80 | | |
| | | Cumulative time (s) | 146.36 | 133.83 | 120.06 | 105.08 | 89.64 | 74.44 | 59.25 | 45.13 | 30.75 | 15.80 | 2:26.36 | |
| | | Speed (m/s) | 14.36 | 14.52 | 13.35 | 12.95 | 13.16 | 13.17 | 14.16 | 13.91 | 13.38 | 12.66 | 13.53 | |
| | | Stride length (m) | 6.36 | 6.38 | 6.22 | 6.09 | 6.14 | 6.15 | 6.35 | 6.17 | 6.08 | 5.90 | 6.18 | |
| | | Stride duration (s) | 0.437 | 0.439 | 0.466 | 0.471 | 0.467 | 0.467 | 0.448 | 0.443 | 0.454 | 0.466 | 0.457 | |
| | | Stride efficiency (%) | 63.26 | 63.54 | 60.55 | 58.03 | 58.95 | 59.10 | 62.97 | 59.44 | 57.72 | 54.41 | 59.67 | |
| | | Stride count | 28.29 | 31.36 | 32.13 | 32.82 | 32.56 | 32.52 | 31.50 | 32.43 | 32.91 | 33.89 | 320.41 | |

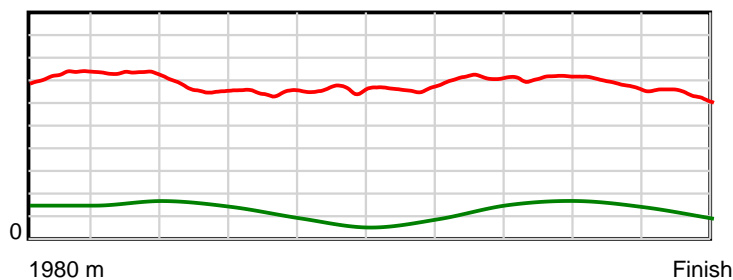
10 m Stride length



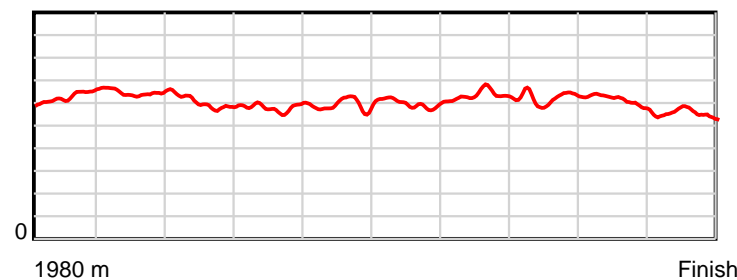
0.6 s Stride duration



20 m/sec Speed



100 % Stride efficiency



Note: Horizontal distance axis grid lines are 200m furlongs.

Disclaimer.

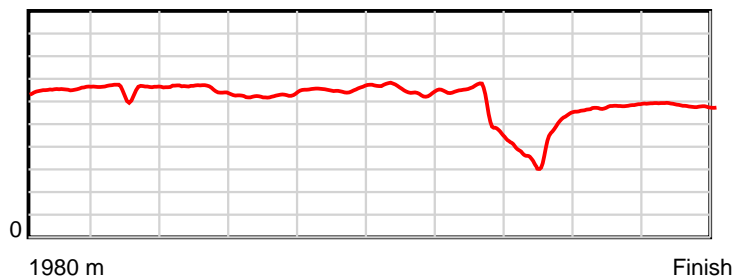
HRNZ and NZMTC and Thoroughbred Ratings Pty Ltd accepts no responsibility for the completeness or accuracy of any of the information contained herein, and makes no representations about its suitability for any particular purpose. Users should make their own judgements about those matters and/or seek independent advice. You assume all risks associated with use of the data provided on this page.

Race Results

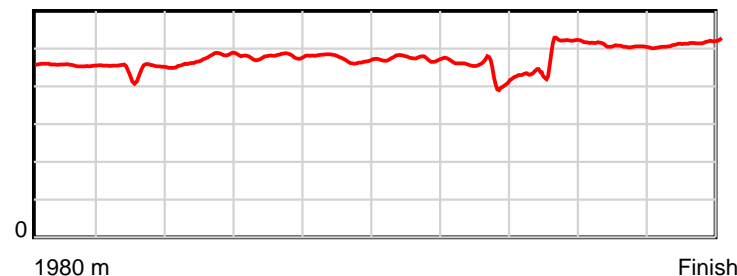
February 10, 2023, Race 1, , Distance 1980m, Addington - Survey 1980m

| Result | TAB no. | Horse (Barrier) | 1980 to | 1800m to | 1600m to | 1400m to | 1200m to | 1000m to | 800m to | 600m to | 400m to | 200m to | Total or | Margin |
|--------|---------|------------------------------|---------|----------|----------|----------|----------|----------|---------|----------|----------|----------|----------|--------|
| 11th | 11 | Lizzie Richter (0) | 1800m | 1600m | 1400m | 1200m | 1000m | 800m | 600m | 400m | 200m | WP | Average | |
| | | Position in running (margin) | - | 11(12.5) | 11(14.5) | 11(13.0) | 10(12.1) | 10(9.2) | 10(8.0) | 11(17.1) | 11(63.9) | 11(82.6) | | 93.30 |
| | | Sectional time (s) | 13.50 | 13.93 | 14.66 | 15.37 | 14.76 | 14.99 | 15.61 | 22.40 | 17.52 | 17.84 | | |
| | | Cumulative time (s) | 160.58 | 147.08 | 133.15 | 118.49 | 103.12 | 88.36 | 73.37 | 57.76 | 35.36 | 17.84 | 2:40.58 | |
| | | Speed (m/s) | 13.33 | 14.36 | 13.64 | 13.01 | 13.55 | 13.34 | 12.81 | 8.93 | 11.42 | 11.21 | 12.33 | |
| | | Stride length (m) | 6.60 | 6.42 | 6.45 | 6.23 | 6.41 | 6.33 | 5.60 | 4.20 | 5.78 | 5.78 | 5.88 | |
| | | Stride duration (s) | 0.456 | 0.447 | 0.473 | 0.479 | 0.473 | 0.474 | 0.437 | 0.471 | 0.507 | 0.516 | 0.477 | |
| | | Stride efficiency (%) | 68.02 | 64.31 | 65.02 | 60.70 | 64.21 | 62.55 | 48.93 | 27.62 | 52.27 | 52.19 | 53.98 | |
| | | Stride count | 27.28 | 31.18 | 31.01 | 32.09 | 31.20 | 31.61 | 35.74 | 47.57 | 34.58 | 34.61 | 336.87 | |

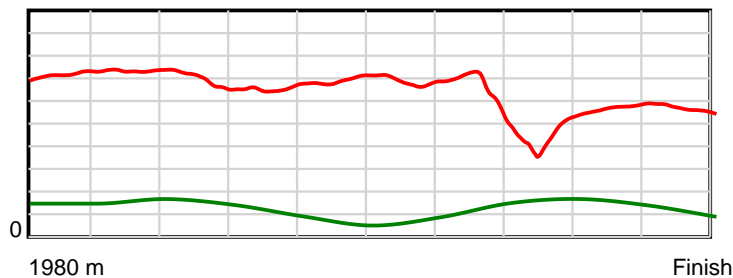
10 m Stride length



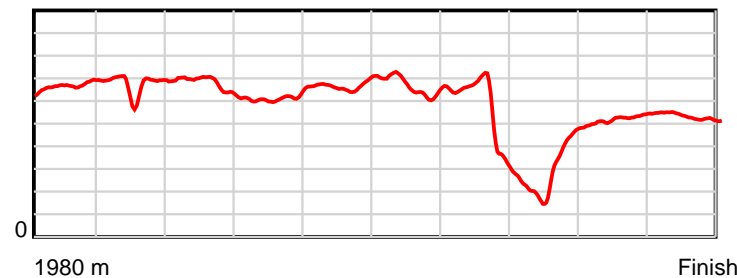
0.6 s Stride duration



20 m/sec Speed



100 % Stride efficiency



Note: Horizontal distance axis grid lines are 200m furlongs.

Disclaimer.

HRNZ and NZMTC and Thoroughbred Ratings Pty Ltd accepts no responsibility for the completeness or accuracy of any of the information contained herein, and makes no representations about its suitability for any particular purpose. Users should make their own judgements about those matters and/or seek independent advice. You assume all risks associated with use of the data provided on this page.



Race Results



February 10, 2023, Race 2, WOODLANDS STUD 'WE SELL WINNERS' TROT, Distance 2600m, Addington - Survey 3200m

| Result | TAB no. | Horse (Barrier) | 2600 to | 2400m to |
|--------|---------|------------------------------|--------------|--------------|
| 1st | 11 | Almighty Fear (0) | 2400m | 2200m |
| | | Position in running (margin) | - | 7(7.0) |
| | | Sectional time (s) | 17.56 | 15.19 |
| | | Cumulative time (s) | 200.96 | 183.40 |
| | | Speed (m/s) | 11.39 | 13.17 |
| | | Stride length (m) | 5.42 | 5.84 |
| | | Stride duration (s) | 0.433 | 0.443 |
| | | Stride efficiency (%) | 45.97 | 53.28 |
| | | Stride count | 36.87 | 34.25 |

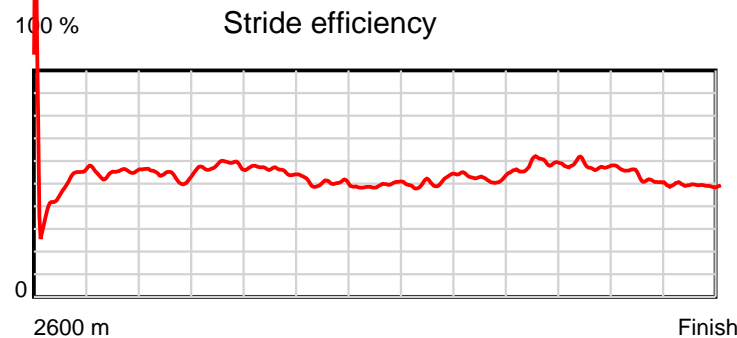
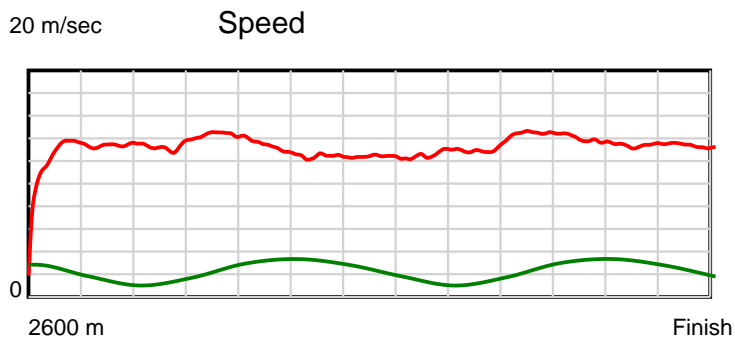
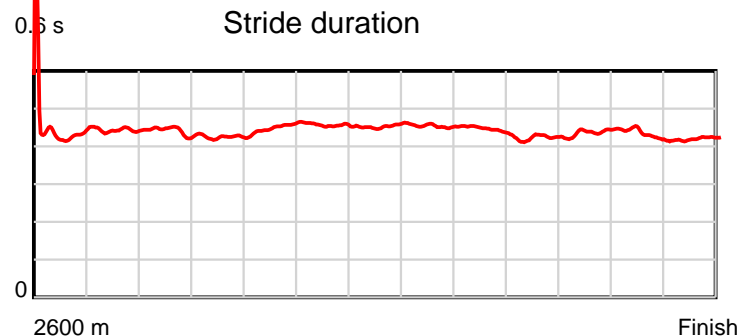
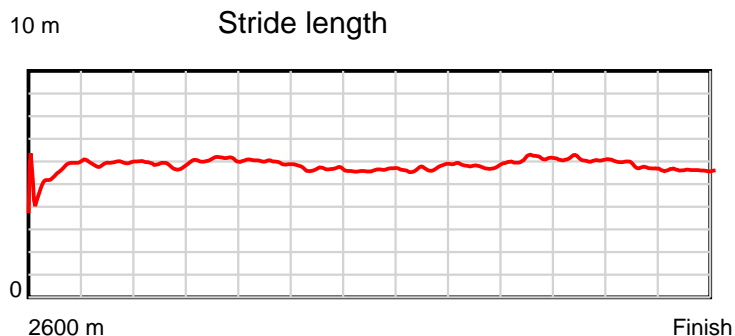
Disclaimer.

HRNZ and NZMTC and Thoroughbred Ratings Pty Ltd accepts no responsibility for the completeness or accuracy of any of the information contained herein, and makes no representations about its suitability for any particular purpose. Users should make their own judgements about those matters and/or seek independent advice. You assume all risks associated with use of the data provided on this page.

Race Results

February 10, 2023, Race 2, WOODLANDS STUD 'WE SELL WINNERS' TROT, Distance 2600m, Addington - Survey 3200m

| Result | TAB no. | Horse (Barrier) | 2200m to | 2000m to | 1800m to | 1600m to | 1400m to | 1200m to | 1000m to | 800m to | 600m to | 400m to | 200m to | Total or | Margin |
|--------|---------|------------------------------|----------|----------|----------|----------|----------|----------|----------|---------|---------|---------|---------|----------|--------|
| 1st | 11 | Almighty Fear (0) | 2000m | 1800m | 1600m | 1400m | 1200m | 1000m | 800m | 600m | 400m | 200m | WP | Average | |
| | | Position in running (margin) | 6(9.2) | 6(6.6) | 6(4.7) | 6(5.7) | 6(5.4) | 6(5.2) | 5(4.3) | 7(3.8) | 6(3.8) | 3(3.2) | 2(1.9) | | 0.00 |
| | | Sectional time (s) | 15.19 | 14.00 | 15.60 | 16.31 | 16.20 | 16.11 | 15.67 | 13.92 | 14.83 | 15.19 | 15.19 | | |
| | | Cumulative time (s) | 168.21 | 153.02 | 139.02 | 123.42 | 107.11 | 90.91 | 74.80 | 59.13 | 45.21 | 30.38 | 15.19 | 3:20.96 | |
| | | Speed (m/s) | 13.17 | 14.29 | 12.82 | 12.26 | 12.35 | 12.41 | 12.76 | 14.37 | 13.49 | 13.17 | 13.17 | 12.94 | |
| | | Stride length (m) | 5.81 | 6.07 | 5.76 | 5.60 | 5.60 | 5.63 | 5.68 | 6.07 | 5.90 | 5.68 | 5.53 | 5.73 | |
| | | Stride duration (s) | 0.441 | 0.425 | 0.450 | 0.457 | 0.453 | 0.454 | 0.445 | 0.422 | 0.438 | 0.431 | 0.420 | 0.443 | |
| | | Stride efficiency (%) | 52.73 | 57.62 | 51.90 | 48.98 | 48.94 | 49.61 | 50.50 | 57.55 | 54.48 | 50.40 | 47.85 | 51.36 | |
| | | Stride count | 34.43 | 32.94 | 34.70 | 35.73 | 35.74 | 35.50 | 35.18 | 32.96 | 33.87 | 35.22 | 36.14 | 453.53 | |



Note: Horizontal distance axis grid lines are 200m furlongs.

Disclaimer.

HRNZ and NZMTC and Thoroughbred Ratings Pty Ltd accepts no responsibility for the completeness or accuracy of any of the information contained herein, and makes no representations about its suitability for any particular purpose. Users should make their own judgements about those matters and/or seek independent advice. You assume all risks associated with use of the data provided on this page.



Race Results



February 10, 2023, Race 2, WOODLANDS STUD 'WE SELL WINNERS' TROT, Distance 2600m, Addington - Survey 3200m

| Result | TAB no. | Horse (Barrier) | 2600 to | 2400m to |
|--------|---------|------------------------------|--------------|--------------|
| 2nd | 10 | Ginas Majesty (12) | 2400m | 2200m |
| | | Position in running (margin) | - | 6(6.4) |
| | | Sectional time (s) | 17.55 | 16.50 |
| | | Cumulative time (s) | 201.08 | 183.53 |
| | | Speed (m/s) | 11.40 | 12.12 |
| | | Stride length (m) | 5.26 | 5.53 |
| | | Stride duration (s) | 0.452 | 0.456 |
| | | Stride efficiency (%) | 43.15 | 47.76 |
| | | Stride count | 38.06 | 36.18 |

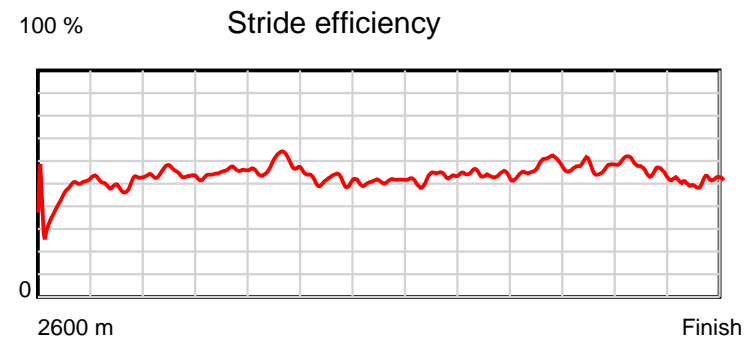
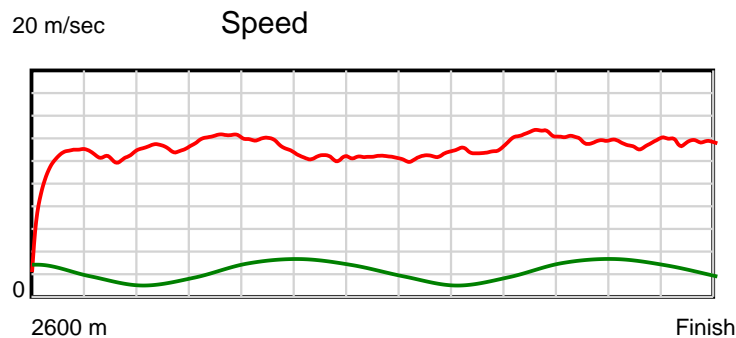
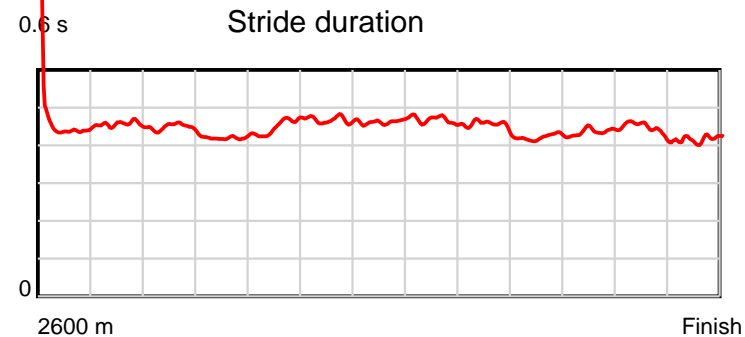
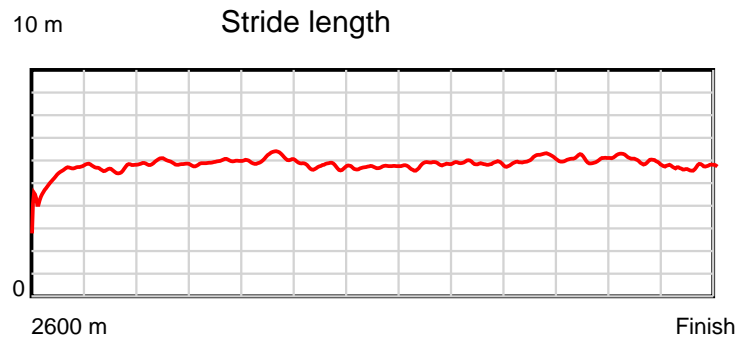
Disclaimer.

HRNZ and NZMTC and Thoroughbred Ratings Pty Ltd accepts no responsibility for the completeness or accuracy of any of the information contained herein, and makes no representations about its suitability for any particular purpose. Users should make their own judgements about those matters and/or seek independent advice. You assume all risks associated with use of the data provided on this page.

Race Results

February 10, 2023, Race 2, WOODLANDS STUD 'WE SELL WINNERS' TROT, Distance 2600m, Addington - Survey 3200m

| Result | TAB no. | Horse (Barrier) | 2200m to | 2000m to | 1800m to | 1600m to | 1400m to | 1200m to | 1000m to | 800m to | 600m to | 400m to | 200m to | Total or | Margin |
|--------|---------|------------------------------|--------------|--------------|--------------|--------------|--------------|--------------|-------------|-------------|-------------|-------------|-----------|----------------|--------|
| 2nd | 10 | Ginas Majesty (12) | 2000m | 1800m | 1600m | 1400m | 1200m | 1000m | 800m | 600m | 400m | 200m | WP | Average | |
| | | Position in running (margin) | 8(16.4) | 8(14.6) | 8(13.7) | 8(10.1) | 8(9.8) | 9(9.1) | 9(9.1) | 10(8.3) | 9(8.5) | 7(6.6) | 5(4.5) | | 0.60 |
| | | Sectional time (s) | 15.31 | 14.16 | 14.85 | 16.31 | 16.12 | 16.25 | 15.62 | 13.95 | 14.62 | 15.05 | 14.79 | | |
| | | Cumulative time (s) | 167.03 | 151.72 | 137.56 | 122.71 | 106.40 | 90.28 | 74.03 | 58.41 | 44.46 | 29.84 | 14.79 | 3:21.08 | |
| | | Speed (m/s) | 13.06 | 14.12 | 13.47 | 12.26 | 12.41 | 12.31 | 12.80 | 14.34 | 13.68 | 13.29 | 13.52 | 12.93 | |
| | | Stride length (m) | 5.84 | 5.94 | 6.08 | 5.74 | 5.73 | 5.74 | 5.78 | 6.05 | 5.99 | 5.86 | 5.63 | 5.77 | |
| | | Stride duration (s) | 0.447 | 0.421 | 0.451 | 0.468 | 0.462 | 0.466 | 0.452 | 0.422 | 0.438 | 0.441 | 0.417 | 0.447 | |
| | | Stride efficiency (%) | 53.37 | 55.08 | 57.70 | 51.47 | 51.33 | 51.46 | 52.25 | 57.24 | 56.12 | 53.71 | 49.60 | 52.10 | |
| | | Stride count | 34.22 | 33.69 | 32.91 | 34.85 | 34.90 | 34.85 | 34.59 | 33.05 | 33.37 | 34.11 | 35.50 | 450.28 | |



Note: Horizontal distance axis grid lines are 200m furlongs.

Disclaimer.

HRNZ and NZMTC and Thoroughbred Ratings Pty Ltd accepts no responsibility for the completeness or accuracy of any of the information contained herein, and makes no representations about its suitability for any particular purpose. Users should make their own judgements about those matters and/or seek independent advice. You assume all risks associated with use of the data provided on this page.



Race Results



February 10, 2023, Race 2, WOODLANDS STUD 'WE SELL WINNERS' TROT, Distance 2600m, Addington - Survey 3200m

| Result | TAB no. | Horse (Barrier) | 2600 to | 2400m to |
|--------|---------|------------------------------|--------------|--------------|
| 3rd | 13 | It's So Easy (1) | 2400m | 2200m |
| | | Position in running (margin) | - | 9(9.2) |
| | | Sectional time (s) | 18.05 | 16.48 |
| | | Cumulative time (s) | 201.49 | 183.44 |
| | | Speed (m/s) | 11.08 | 12.14 |
| | | Stride length (m) | 5.30 | 5.56 |
| | | Stride duration (s) | 0.444 | 0.458 |
| | | Stride efficiency (%) | 43.93 | 48.24 |
| | | Stride count | 37.72 | 36.00 |

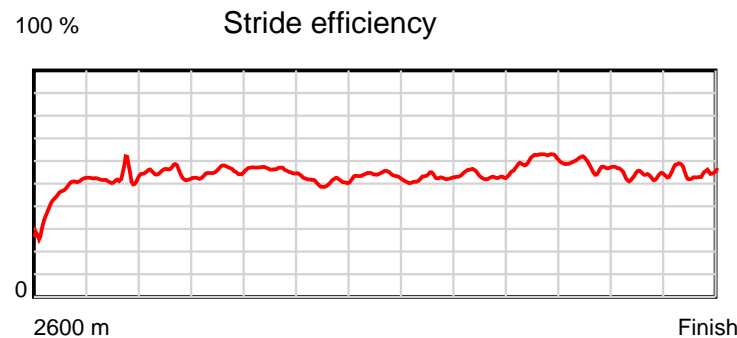
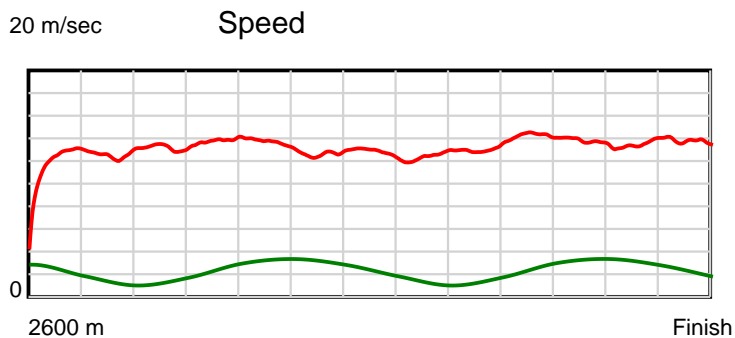
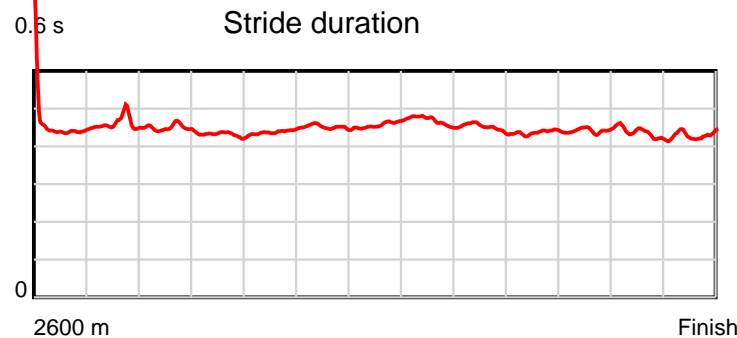
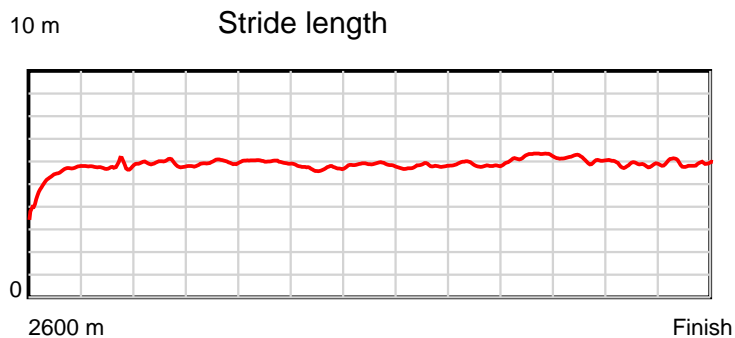
Disclaimer.

HRNZ and NZMTC and Thoroughbred Ratings Pty Ltd accepts no responsibility for the completeness or accuracy of any of the information contained herein, and makes no representations about its suitability for any particular purpose. Users should make their own judgements about those matters and/or seek independent advice. You assume all risks associated with use of the data provided on this page.

Race Results

February 10, 2023, Race 2, WOODLANDS STUD 'WE SELL WINNERS' TROT, Distance 2600m, Addington - Survey 3200m

| Result | TAB no. | Horse (Barrier) | 2200m to | 2000m to | 1800m to | 1600m to | 1400m to | 1200m to | 1000m to | 800m to | 600m to | 400m to | 200m to | Total or | Margin |
|--------|---------|------------------------------|--------------|--------------|--------------|--------------|--------------|--------------|-------------|-------------|-------------|-------------|-----------|----------------|--------|
| 3rd | 13 | It's So Easy (1) | 2000m | 1800m | 1600m | 1400m | 1200m | 1000m | 800m | 600m | 400m | 200m | WP | Average | |
| | | Position in running (margin) | 10(19.0) | 9(18.1) | 9(18.9) | 9(14.3) | 9(11.3) | 8(8.1) | 8(8.6) | 9(7.8) | 10(9.5) | 8(8.3) | 7(7.4) | | 3.00 |
| | | Sectional time (s) | 15.46 | 14.45 | 14.67 | 15.85 | 15.72 | 16.33 | 15.62 | 14.19 | 14.73 | 15.26 | 14.68 | | |
| | | Cumulative time (s) | 166.96 | 151.50 | 137.05 | 122.38 | 106.53 | 90.81 | 74.48 | 58.86 | 44.67 | 29.94 | 14.68 | 3:21.49 | |
| | | Speed (m/s) | 12.94 | 13.84 | 13.63 | 12.62 | 12.72 | 12.25 | 12.80 | 14.09 | 13.58 | 13.11 | 13.62 | 12.90 | |
| | | Stride length (m) | 5.81 | 5.96 | 5.98 | 5.70 | 5.83 | 5.71 | 5.76 | 6.16 | 6.01 | 5.68 | 5.87 | 5.79 | |
| | | Stride duration (s) | 0.449 | 0.431 | 0.439 | 0.452 | 0.458 | 0.466 | 0.450 | 0.437 | 0.443 | 0.434 | 0.431 | 0.448 | |
| | | Stride efficiency (%) | 52.80 | 55.44 | 55.89 | 50.76 | 53.03 | 50.95 | 51.91 | 59.23 | 56.38 | 50.46 | 53.91 | 52.32 | |
| | | Stride count | 34.41 | 33.58 | 33.44 | 35.09 | 34.33 | 35.03 | 34.70 | 32.49 | 33.30 | 35.20 | 34.05 | 449.34 | |



Note: Horizontal distance axis grid lines are 200m furlongs.

Disclaimer.

HRNZ and NZMTC and Thoroughbred Ratings Pty Ltd accepts no responsibility for the completeness or accuracy of any of the information contained herein, and makes no representations about its suitability for any particular purpose. Users should make their own judgements about those matters and/or seek independent advice. You assume all risks associated with use of the data provided on this page.



Race Results



February 10, 2023, Race 2, WOODLANDS STUD 'WE SELL WINNERS' TROT, Distance 2600m, Addington - Survey 3200m

| Result | TAB no. | Horse (Barrier) | 2600 to | 2400m to |
|--------|---------|------------------------------|---------|----------|
| 4th | 12 | Red Harbour (2) | 2400m | 2200m |
| | | Position in running (margin) | - | 4(3.6) |
| | | Sectional time (s) | 17.11 | 15.00 |
| | | Cumulative time (s) | 201.52 | 184.41 |
| | | Speed (m/s) | 11.69 | 13.33 |
| | | Stride length (m) | 5.63 | 6.07 |
| | | Stride duration (s) | 0.443 | 0.455 |
| | | Stride efficiency (%) | 49.58 | 57.56 |
| | | Stride count | 35.51 | 32.95 |

Disclaimer.

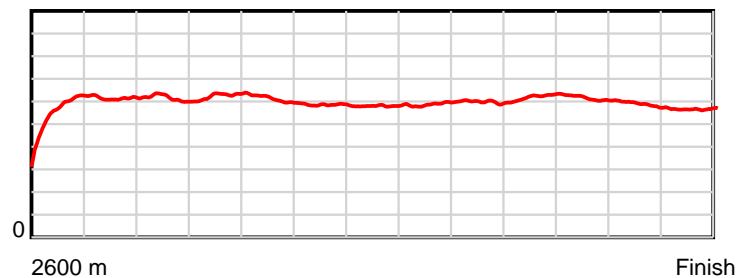
HRNZ and NZMTC and Thoroughbred Ratings Pty Ltd accepts no responsibility for the completeness or accuracy of any of the information contained herein, and makes no representations about its suitability for any particular purpose. Users should make their own judgements about those matters and/or seek independent advice. You assume all risks associated with use of the data provided on this page.

Race Results

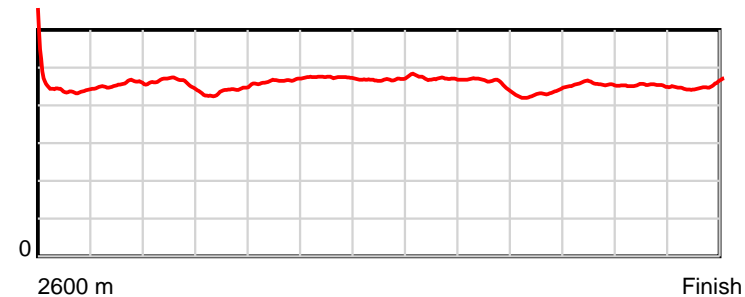
February 10, 2023, Race 2, WOODLANDS STUD 'WE SELL WINNERS' TROT, Distance 2600m, Addington - Survey 3200m

| Result | TAB no. | Horse (Barrier) | 2200m to | 2000m to | 1800m to | 1600m to | 1400m to | 1200m to | 1000m to | 800m to | 600m to | 400m to | 200m to | Total or | Margin |
|--------|---------|------------------------------|----------|----------|----------|----------|----------|----------|----------|---------|---------|---------|---------|----------|--------|
| 4th | 12 | Red Harbour (2) | 2000m | 1800m | 1600m | 1400m | 1200m | 1000m | 800m | 600m | 400m | 200m | WP | Average | |
| | | Position in running (margin) | 4(4.7) | 3(2.6) | 2(1.0) | 3(1.7) | 2(1.7) | 2(0.9) | 2(0.5) | 1(0.0) | 1(0.0) | 1(0.0) | 1(0.0) | | 3.10 |
| | | Sectional time (s) | 15.28 | 14.04 | 15.56 | 16.35 | 16.12 | 16.19 | 15.67 | 13.91 | 14.94 | 15.40 | 15.95 | | |
| | | Cumulative time (s) | 169.41 | 154.13 | 140.09 | 124.53 | 108.18 | 92.06 | 75.87 | 60.20 | 46.29 | 31.35 | 15.95 | 3:21.52 | |
| | | Speed (m/s) | 13.09 | 14.25 | 12.85 | 12.23 | 12.41 | 12.35 | 12.76 | 14.38 | 13.39 | 12.99 | 12.54 | 12.90 | |
| | | Stride length (m) | 6.04 | 6.24 | 5.98 | 5.80 | 5.82 | 5.83 | 5.85 | 6.22 | 6.11 | 5.88 | 5.66 | 5.93 | |
| | | Stride duration (s) | 0.461 | 0.438 | 0.465 | 0.474 | 0.469 | 0.472 | 0.458 | 0.433 | 0.457 | 0.453 | 0.452 | 0.459 | |
| | | Stride efficiency (%) | 57.00 | 60.91 | 55.84 | 52.52 | 52.98 | 53.07 | 53.42 | 60.51 | 58.42 | 54.03 | 50.14 | 54.91 | |
| | | Stride count | 33.11 | 32.03 | 33.46 | 34.50 | 34.35 | 34.32 | 34.21 | 32.14 | 32.71 | 34.01 | 35.31 | 438.61 | |

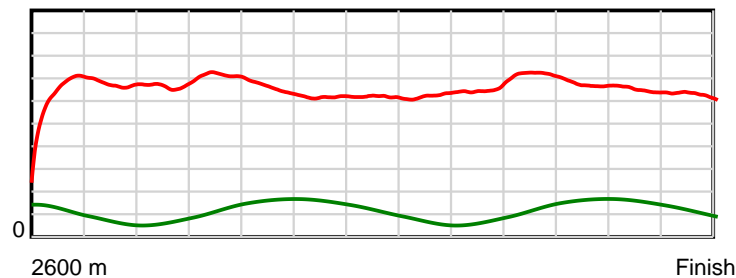
10 m Stride length



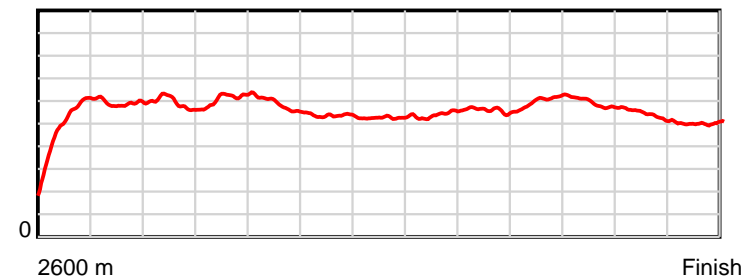
0.6 s Stride duration



20 m/sec Speed



100 % Stride efficiency



Note: Horizontal distance axis grid lines are 200m furlongs.

Disclaimer.

HRNZ and NZMTC and Thoroughbred Ratings Pty Ltd accepts no responsibility for the completeness or accuracy of any of the information contained herein, and makes no representations about its suitability for any particular purpose. Users should make their own judgements about those matters and/or seek independent advice. You assume all risks associated with use of the data provided on this page.



Race Results



February 10, 2023, Race 2, WOODLANDS STUD 'WE SELL WINNERS' TROT, Distance 2600m, Addington - Survey 3200m

| Result | TAB no. | Horse (Barrier) | 2600 to | 2400m to |
|--------|---------|------------------------------|--------------|--------------|
| 5th | 2 | Tres Magnifiqu... (4) | 2400m | 2200m |
| | | Position in running (margin) | - | 3(2.1) |
| | | Sectional time (s) | 16.69 | 14.93 |
| | | Cumulative time (s) | 201.54 | 184.85 |
| | | Speed (m/s) | 11.98 | 13.40 |
| | | Stride length (m) | 5.31 | 6.15 |
| | | Stride duration (s) | 0.444 | 0.459 |
| | | Stride efficiency (%) | 44.08 | 59.10 |
| | | Stride count | 37.66 | 32.52 |

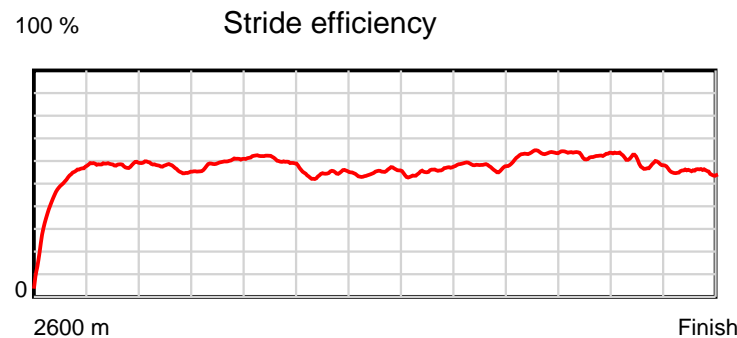
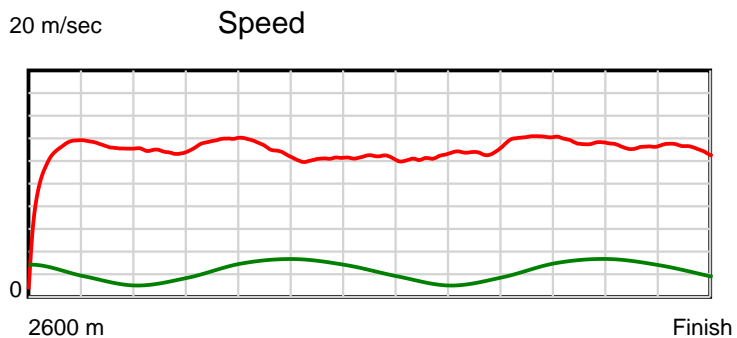
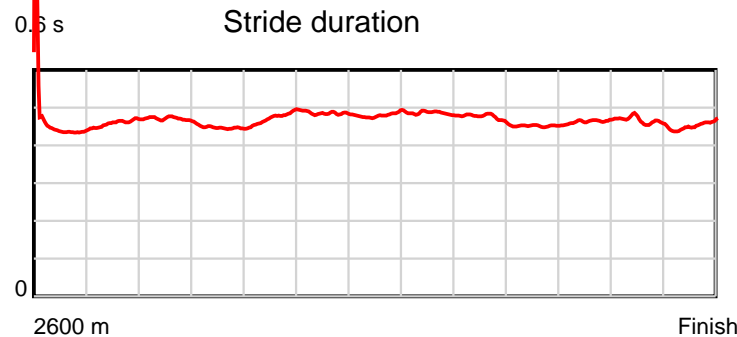
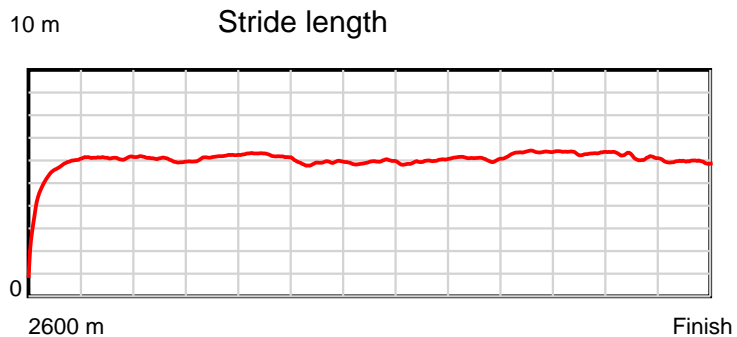
Disclaimer.

HRNZ and NZMTC and Thoroughbred Ratings Pty Ltd accepts no responsibility for the completeness or accuracy of any of the information contained herein, and makes no representations about its suitability for any particular purpose. Users should make their own judgements about those matters and/or seek independent advice. You assume all risks associated with use of the data provided on this page.

Race Results

February 10, 2023, Race 2, WOODLANDS STUD 'WE SELL WINNERS' TROT, Distance 2600m, Addington - Survey 3200m

| Result | TAB no. | Horse (Barrier) | 2200m to | 2000m to | 1800m to | 1600m to | 1400m to | 1200m to | 1000m to | 800m to | 600m to | 400m to | 200m to | Total or | Margin |
|--------|---------|------------------------------|----------|----------|----------|----------|----------|----------|----------|---------|---------|---------|---------|----------|--------|
| 5th | 2 | Tres Magnificu... (4) | 2000m | 1800m | 1600m | 1400m | 1200m | 1000m | 800m | 600m | 400m | 200m | WP | Average | |
| | | Position in running (margin) | 2(2.7) | 4(3.4) | 5(4.3) | 5(3.8) | 5(4.1) | 5(4.2) | 6(4.4) | 6(3.2) | 7(5.4) | 5(4.2) | 4(4.1) | | 3.20 |
| | | Sectional time (s) | 15.75 | 14.47 | 15.35 | 16.41 | 16.27 | 16.28 | 15.56 | 14.27 | 14.73 | 15.39 | 15.44 | | |
| | | Cumulative time (s) | 169.92 | 154.17 | 139.70 | 124.35 | 107.94 | 91.67 | 75.39 | 59.83 | 45.56 | 30.83 | 15.44 | 3:21.54 | |
| | | Speed (m/s) | 12.70 | 13.82 | 13.03 | 12.19 | 12.29 | 12.29 | 12.85 | 14.02 | 13.58 | 13.00 | 12.95 | 12.90 | |
| | | Stride length (m) | 5.98 | 6.18 | 6.17 | 5.92 | 5.91 | 5.96 | 6.10 | 6.33 | 6.29 | 6.03 | 5.86 | 6.00 | |
| | | Stride duration (s) | 0.471 | 0.447 | 0.474 | 0.485 | 0.481 | 0.485 | 0.475 | 0.452 | 0.463 | 0.464 | 0.453 | 0.465 | |
| | | Stride efficiency (%) | 55.85 | 59.68 | 59.58 | 54.70 | 54.51 | 55.54 | 58.21 | 62.58 | 61.86 | 56.87 | 53.72 | 56.34 | |
| | | Stride count | 33.45 | 32.36 | 32.39 | 33.80 | 33.86 | 33.55 | 32.77 | 31.60 | 31.79 | 33.15 | 34.11 | 433.01 | |



Note: Horizontal distance axis grid lines are 200m furlongs.

Disclaimer.

HRNZ and NZMTC and Thoroughbred Ratings Pty Ltd accepts no responsibility for the completeness or accuracy of any of the information contained herein, and makes no representations about its suitability for any particular purpose. Users should make their own judgements about those matters and/or seek independent advice. You assume all risks associated with use of the data provided on this page.



Race Results



February 10, 2023, Race 2, WOODLANDS STUD 'WE SELL WINNERS' TROT, Distance 2600m, Addington - Survey 3200m

| Result | TAB no. | Horse (Barrier) | 2600 to | 2400m to |
|--------|---------|------------------------------|---------|----------|
| 6th | 7 | Bella Button (9) | | |
| | | Position in running (margin) | | |
| | | Sectional time (s) | | |
| | | Cumulative time (s) | | |
| | | Speed (m/s) | | |
| | | Stride length (m) | | |
| | | Stride duration (s) | | |
| | | Stride efficiency (%) | | |
| | | Stride count | | |

Disclaimer.

HRNZ and NZMTC and Thoroughbred Ratings Pty Ltd accepts no responsibility for the completeness or accuracy of any of the information contained herein, and makes no representations about its suitability for any particular purpose. Users should make their own judgements about those matters and/or seek independent advice. You assume all risks associated with use of the data provided on this page.




Race Results



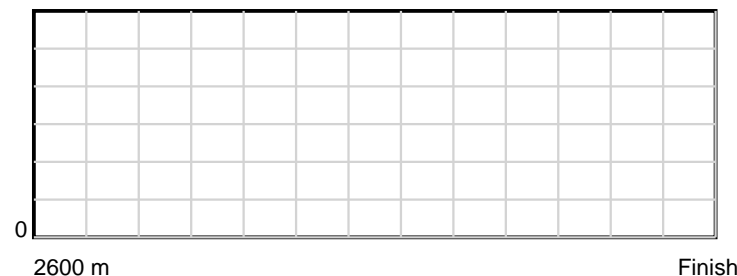
February 10, 2023, Race 2, WOODLANDS STUD 'WE SELL WINNERS' TROT, Distance 2600m, Addington - Survey 3200m

| Result | TAB no. | Horse (Barrier) | 2200m to | 2000m to | 1800m to | 1600m to | 1400m to | 1200m to | 1000m to | 800m to | 600m to | 400m to | 200m to | Total or | Margin |
|--------|---------|------------------------------|-----------|----------------|----------|----------|----------|----------|----------|---------|---------|---------|---------|----------|--------|
| 6th | 7 | Bella Button (9) | WP | Average | | | | | | | | | | | |
| | | Position in running (margin) | | 3.80 | | | | | | | | | | | |
| | | Sectional time (s) | | | | | | | | | | | | | |
| | | Cumulative time (s) | 3:21.64 | | | | | | | | | | | | |
| | | Speed (m/s) | 12.89 | | | | | | | | | | | | |
| | | Stride length (m) | nan | | | | | | | | | | | | |
| | | Stride duration (s) | nan | | | | | | | | | | | | |
| | | Stride efficiency (%) | nan | | | | | | | | | | | | |
| | | Stride count | 0.00 | | | | | | | | | | | | |


10 m Stride length




0.6 s Stride duration



20 m/sec Speed



100 % Stride efficiency



Note: Horizontal distance axis grid lines are 200m furlongs.

Disclaimer.

HRNZ and NZMTC and Thoroughbred Ratings Pty Ltd accepts no responsibility for the completeness or accuracy of any of the information contained herein, and makes no representations about its suitability for any particular purpose. Users should make their own judgements about those matters and/or seek independent advice. You assume all risks associated with use of the data provided on this page.



Race Results



February 10, 2023, Race 2, WOODLANDS STUD 'WE SELL WINNERS' TROT, Distance 2600m, Addington - Survey 3200m

| Result | TAB no. | Horse (Barrier) | 2600 to | 2400m to |
|--------|---------|------------------------------|--------------|--------------|
| 7th | 3 | Whats Wanted (5) | 2400m | 2200m |
| | | Position in running (margin) | - | 1(0.0) |
| | | Sectional time (s) | 16.33 | 14.83 |
| | | Cumulative time (s) | 201.70 | 185.37 |
| | | Speed (m/s) | 12.25 | 13.49 |
| | | Stride length (m) | 5.34 | 5.99 |
| | | Stride duration (s) | 0.433 | 0.444 |
| | | Stride efficiency (%) | 44.54 | 55.99 |
| | | Stride count | 37.46 | 33.41 |

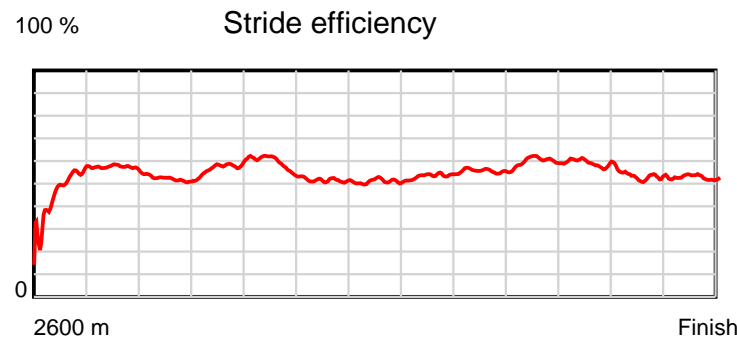
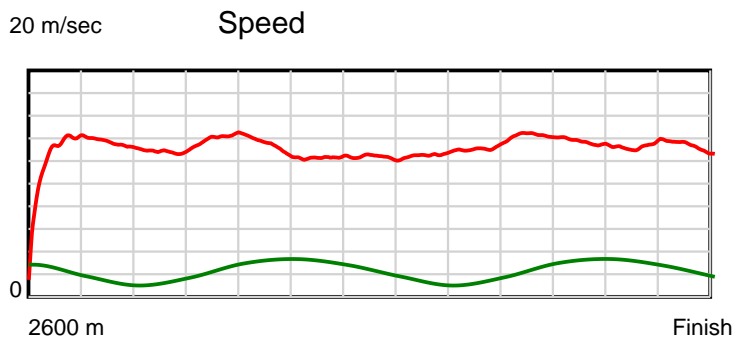
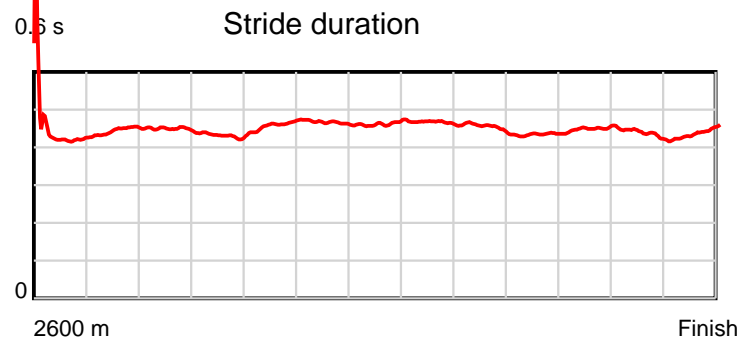
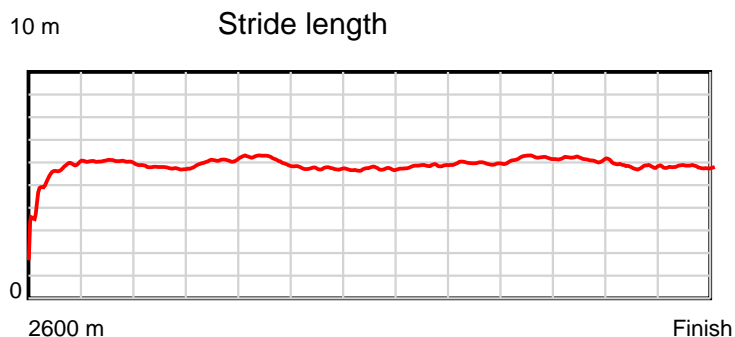
Disclaimer.

HRNZ and NZMTC and Thoroughbred Ratings Pty Ltd accepts no responsibility for the completeness or accuracy of any of the information contained herein, and makes no representations about its suitability for any particular purpose. Users should make their own judgements about those matters and/or seek independent advice. You assume all risks associated with use of the data provided on this page.

Race Results

February 10, 2023, Race 2, WOODLANDS STUD 'WE SELL WINNERS' TROT, Distance 2600m, Addington - Survey 3200m

| Result | TAB no. | Horse (Barrier) | 2200m to | 2000m to | 1800m to | 1600m to | 1400m to | 1200m to | 1000m to | 800m to | 600m to | 400m to | 200m to | Total or | Margin |
|--------|---------|------------------------------|----------|----------|----------|----------|----------|----------|----------|---------|---------|---------|---------|----------|--------|
| 7th | 3 | Whats Wanted (5) | 2000m | 1800m | 1600m | 1400m | 1200m | 1000m | 800m | 600m | 400m | 200m | WP | Average | |
| | | Position in running (margin) | 1(0.0) | 2(2.5) | 3(2.4) | 2(1.6) | 3(1.8) | 3(1.9) | 3(1.7) | 4(1.5) | 5(3.2) | 6(4.2) | 6(5.3) | | 4.10 |
| | | Sectional time (s) | 16.04 | 14.30 | 15.31 | 16.40 | 16.26 | 16.22 | 15.73 | 14.19 | 15.10 | 15.59 | 15.40 | | |
| | | Cumulative time (s) | 170.54 | 154.50 | 140.20 | 124.89 | 108.49 | 92.23 | 76.01 | 60.28 | 46.09 | 30.99 | 15.40 | 3:21.70 | |
| | | Speed (m/s) | 12.47 | 13.99 | 13.06 | 12.20 | 12.30 | 12.33 | 12.71 | 14.09 | 13.25 | 12.83 | 12.99 | 12.89 | |
| | | Stride length (m) | 5.60 | 6.04 | 6.00 | 5.69 | 5.69 | 5.75 | 5.78 | 6.12 | 5.95 | 5.59 | 5.70 | 5.78 | |
| | | Stride duration (s) | 0.449 | 0.432 | 0.459 | 0.466 | 0.463 | 0.466 | 0.455 | 0.434 | 0.450 | 0.436 | 0.439 | 0.448 | |
| | | Stride efficiency (%) | 48.99 | 57.03 | 56.20 | 50.51 | 50.61 | 51.65 | 52.24 | 58.54 | 55.36 | 48.91 | 50.76 | 52.20 | |
| | | Stride count | 35.72 | 33.11 | 33.35 | 35.18 | 35.14 | 34.79 | 34.59 | 32.68 | 33.60 | 35.75 | 35.09 | 449.87 | |



Note: Horizontal distance axis grid lines are 200m furlongs.

Disclaimer.

HRNZ and NZMTC and Thoroughbred Ratings Pty Ltd accepts no responsibility for the completeness or accuracy of any of the information contained herein, and makes no representations about its suitability for any particular purpose. Users should make their own judgements about those matters and/or seek independent advice. You assume all risks associated with use of the data provided on this page.



Race Results



February 10, 2023, Race 2, WOODLANDS STUD 'WE SELL WINNERS' TROT, Distance 2600m, Addington - Survey 3200m

| Result | TAB no. | Horse (Barrier) | 2600 to | 2400m to |
|--------|---------|------------------------------|--------------|--------------|
| 8th | 5 | Boss Kenny (7) | 2400m | 2200m |
| | | Position in running (margin) | - | 11(11.9) |
| | | Sectional time (s) | 18.50 | 17.58 |
| | | Cumulative time (s) | 202.06 | 183.56 |
| | | Speed (m/s) | 10.81 | 11.38 |
| | | Stride length (m) | 5.41 | 5.40 |
| | | Stride duration (s) | 0.487 | 0.474 |
| | | Stride efficiency (%) | 45.75 | 45.50 |
| | | Stride count | 36.96 | 37.06 |

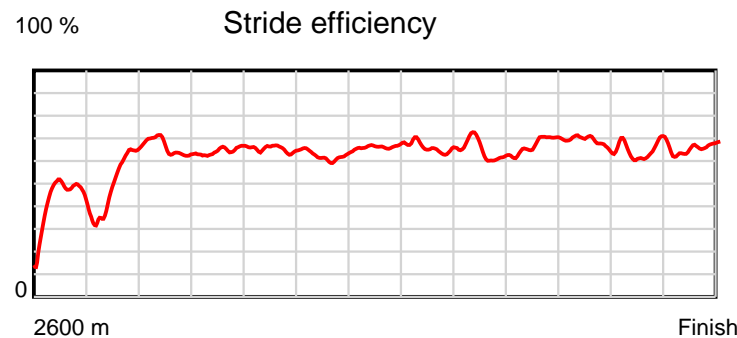
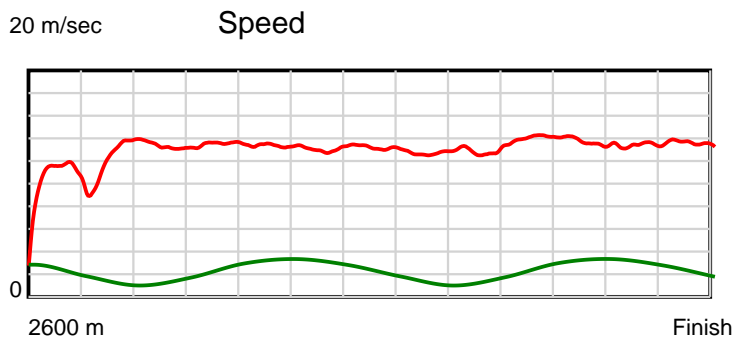
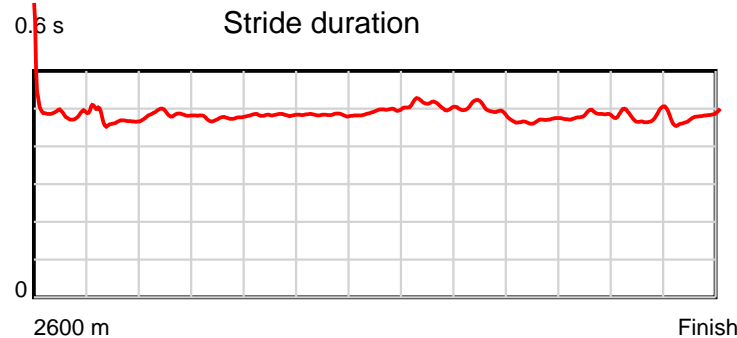
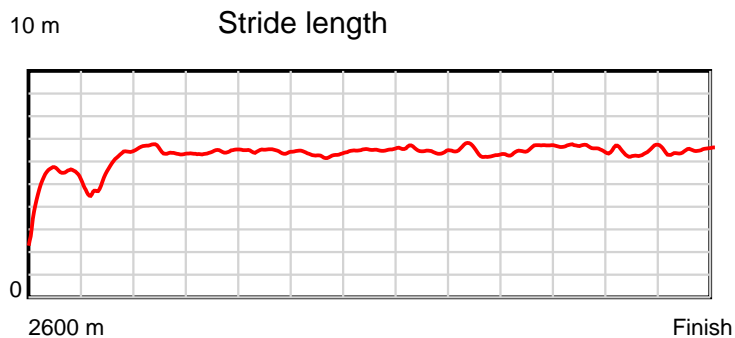
Disclaimer.

HRNZ and NZMTC and Thoroughbred Ratings Pty Ltd accepts no responsibility for the completeness or accuracy of any of the information contained herein, and makes no representations about its suitability for any particular purpose. Users should make their own judgements about those matters and/or seek independent advice. You assume all risks associated with use of the data provided on this page.

Race Results

February 10, 2023, Race 2, WOODLANDS STUD 'WE SELL WINNERS' TROT, Distance 2600m, Addington - Survey 3200m

| Result | TAB no. | Horse (Barrier) | 2200m to | 2000m to | 1800m to | 1600m to | 1400m to | 1200m to | 1000m to | 800m to | 600m to | 400m to | 200m to | Total or | Margin |
|--------|---------|------------------------------|--------------|--------------|--------------|--------------|--------------|--------------|-------------|-------------|-------------|-------------|-----------|----------------|--------|
| 8th | 5 | Boss Kenny (7) | 2000m | 1800m | 1600m | 1400m | 1200m | 1000m | 800m | 600m | 400m | 200m | WP | Average | |
| | | Position in running (margin) | 12(28.4) | 12(26.5) | 12(28.5) | 12(27.1) | 12(20.0) | 12(13.8) | 11(9.9) | 11(10.2) | 12(12.6) | 11(12.0) | 9(8.5) | | 6.10 |
| | | Sectional time (s) | 15.30 | 14.65 | 15.21 | 15.18 | 15.22 | 15.60 | 15.80 | 14.31 | 14.84 | 14.82 | 15.05 | | |
| | | Cumulative time (s) | 165.98 | 150.68 | 136.03 | 120.82 | 105.64 | 90.42 | 74.82 | 59.02 | 44.71 | 29.87 | 15.05 | 3:22.06 | |
| | | Speed (m/s) | 13.07 | 13.65 | 13.15 | 13.18 | 13.14 | 12.82 | 12.66 | 13.98 | 13.48 | 13.50 | 13.29 | 12.87 | |
| | | Stride length (m) | 6.36 | 6.49 | 6.36 | 6.37 | 6.50 | 6.54 | 6.29 | 6.54 | 6.50 | 6.49 | 6.34 | 6.25 | |
| | | Stride duration (s) | 0.486 | 0.475 | 0.483 | 0.483 | 0.494 | 0.510 | 0.497 | 0.468 | 0.482 | 0.481 | 0.477 | 0.486 | |
| | | Stride efficiency (%) | 63.20 | 65.79 | 63.14 | 63.40 | 66.00 | 66.77 | 61.76 | 66.93 | 66.04 | 65.86 | 62.91 | 61.05 | |
| | | Stride count | 31.45 | 30.82 | 31.46 | 31.40 | 30.77 | 30.60 | 31.81 | 30.56 | 30.76 | 30.81 | 31.52 | 415.98 | |



Note: Horizontal distance axis grid lines are 200m furlongs.

Disclaimer.

HRNZ and NZMTC and Thoroughbred Ratings Pty Ltd accepts no responsibility for the completeness or accuracy of any of the information contained herein, and makes no representations about its suitability for any particular purpose. Users should make their own judgements about those matters and/or seek independent advice. You assume all risks associated with use of the data provided on this page.



Race Results



February 10, 2023, Race 2, WOODLANDS STUD 'WE SELL WINNERS' TROT, Distance 2600m, Addington - Survey 3200m

| Result | TAB no. | Horse (Barrier) | 2600 to | 2400m to |
|--------|---------|------------------------------|--------------|--------------|
| 9th | 1 | Top Pocket Cha... (3) | 2400m | 2200m |
| | | Position in running (margin) | - | 12(20.7) |
| | | Sectional time (s) | 20.07 | 15.32 |
| | | Cumulative time (s) | 202.30 | 182.23 |
| | | Speed (m/s) | 9.97 | 13.05 |
| | | Stride length (m) | 4.98 | 6.01 |
| | | Stride duration (s) | 0.481 | 0.461 |
| | | Stride efficiency (%) | 38.71 | 56.53 |
| | | Stride count | 40.18 | 33.25 |

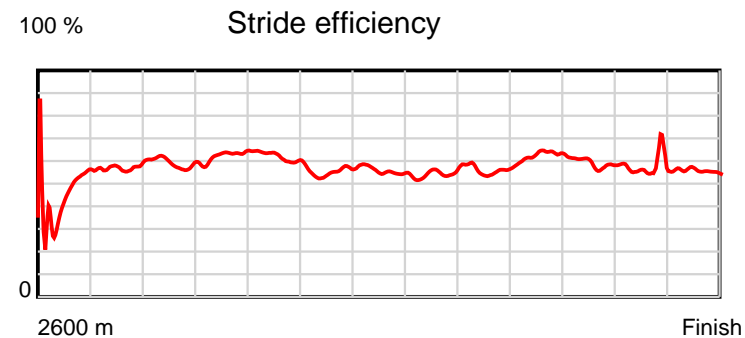
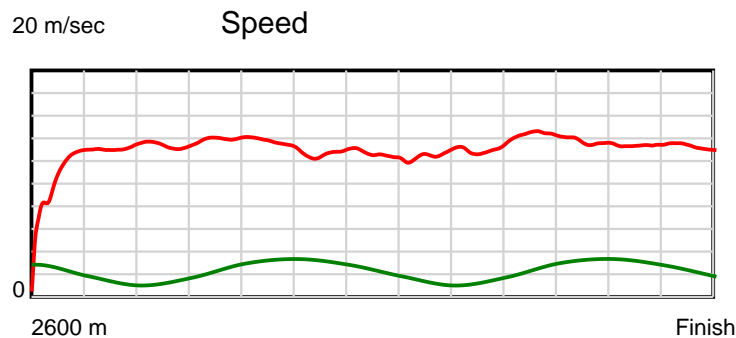
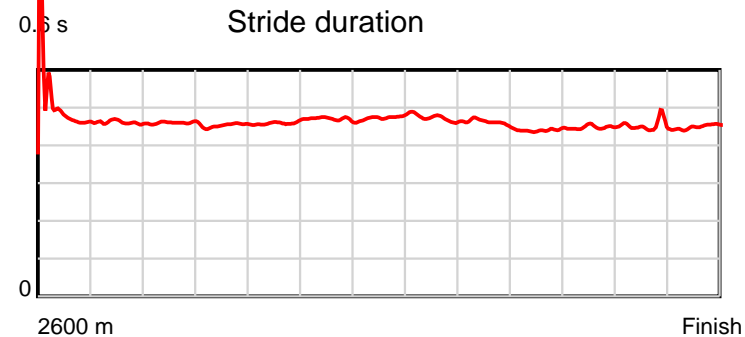
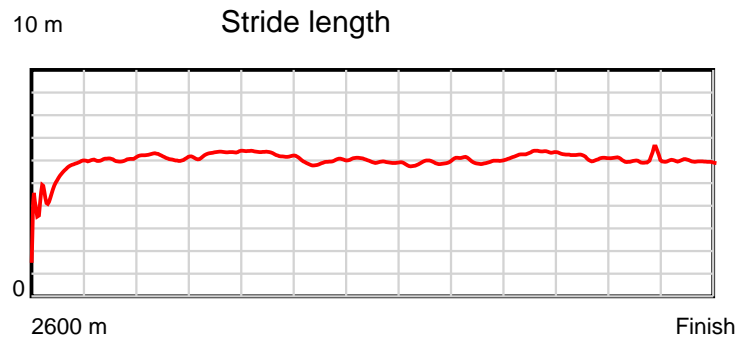
Disclaimer.

HRNZ and NZMTC and Thoroughbred Ratings Pty Ltd accepts no responsibility for the completeness or accuracy of any of the information contained herein, and makes no representations about its suitability for any particular purpose. Users should make their own judgements about those matters and/or seek independent advice. You assume all risks associated with use of the data provided on this page.

Race Results

February 10, 2023, Race 2, WOODLANDS STUD 'WE SELL WINNERS' TROT, Distance 2600m, Addington - Survey 3200m

| Result | TAB no. | Horse (Barrier) | 2200m to | 2000m to | 1800m to | 1600m to | 1400m to | 1200m to | 1000m to | 800m to | 600m to | 400m to | 200m to | Total or | Margin |
|--------|---------|------------------------------|--------------|--------------|--------------|--------------|--------------|--------------|-------------|-------------|-------------|-------------|-----------|----------------|--------|
| 9th | 1 | Top Pocket Cha... (3) | 2000m | 1800m | 1600m | 1400m | 1200m | 1000m | 800m | 600m | 400m | 200m | WP | Average | |
| | | Position in running (margin) | 11(23.6) | 10(20.3) | 10(20.9) | 10(16.3) | 10(13.3) | 10(10.9) | 12(11.0) | 12(10.7) | 11(10.7) | 10(9.6) | 10(8.9) | | 7.40 |
| | | Sectional time (s) | 15.06 | 14.42 | 14.68 | 15.86 | 15.85 | 16.27 | 15.70 | 13.91 | 14.76 | 15.28 | 15.12 | | |
| | | Cumulative time (s) | 166.91 | 151.85 | 137.43 | 122.75 | 106.89 | 91.04 | 74.77 | 59.07 | 45.16 | 30.40 | 15.12 | 3:22.30 | |
| | | Speed (m/s) | 13.28 | 13.87 | 13.62 | 12.61 | 12.62 | 12.29 | 12.74 | 14.38 | 13.55 | 13.09 | 13.23 | 12.85 | |
| | | Stride length (m) | 6.11 | 6.28 | 6.26 | 5.93 | 5.98 | 5.81 | 5.87 | 6.33 | 6.07 | 5.88 | 5.96 | 5.94 | |
| | | Stride duration (s) | 0.460 | 0.452 | 0.459 | 0.470 | 0.474 | 0.473 | 0.461 | 0.440 | 0.448 | 0.450 | 0.450 | 0.462 | |
| | | Stride efficiency (%) | 58.30 | 61.53 | 61.22 | 54.87 | 55.90 | 52.82 | 53.80 | 62.60 | 57.63 | 54.07 | 55.42 | 55.12 | |
| | | Stride count | 32.74 | 31.87 | 31.95 | 33.75 | 33.44 | 34.40 | 34.08 | 31.60 | 32.93 | 34.00 | 33.58 | 437.77 | |



Note: Horizontal distance axis grid lines are 200m furlongs.

Disclaimer.

HRNZ and NZMTC and Thoroughbred Ratings Pty Ltd accepts no responsibility for the completeness or accuracy of any of the information contained herein, and makes no representations about its suitability for any particular purpose. Users should make their own judgements about those matters and/or seek independent advice. You assume all risks associated with use of the data provided on this page.



Race Results



February 10, 2023, Race 2, WOODLANDS STUD 'WE SELL WINNERS' TROT, Distance 2600m, Addington - Survey 3200m

| Result | TAB no. | Horse (Barrier) | 2600 to | 2400m to |
|--------|---------|------------------------------|---------|----------|
| 10th | 9 | Salvo (11) | 2400m | 2200m |
| | | Position in running (margin) | - | 5(4.2) |
| | | Sectional time (s) | 17.08 | 15.21 |
| | | Cumulative time (s) | 202.58 | 185.50 |
| | | Speed (m/s) | 11.71 | 13.15 |
| | | Stride length (m) | 5.46 | 6.10 |
| | | Stride duration (s) | 0.460 | 0.464 |
| | | Stride efficiency (%) | 46.57 | 58.23 |
| | | Stride count | 36.64 | 32.76 |

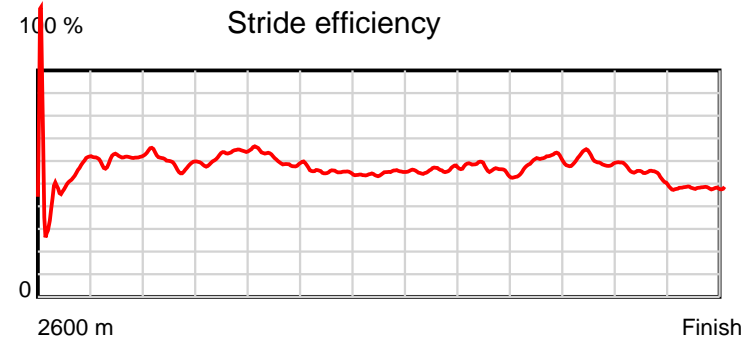
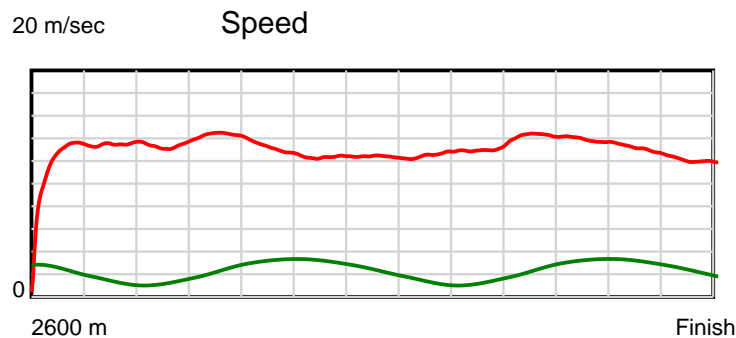
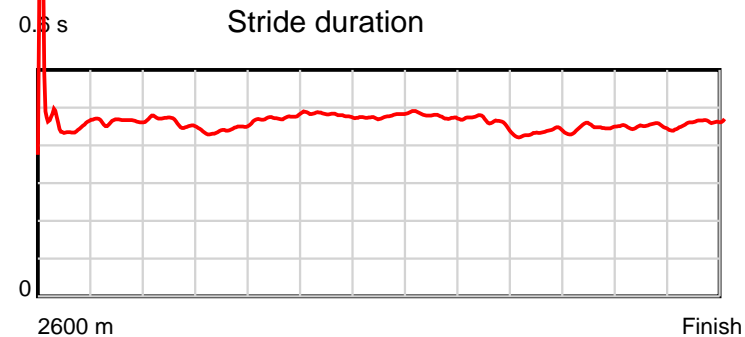
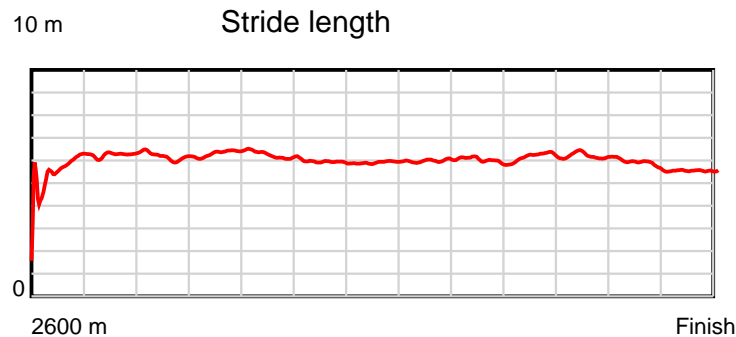
Disclaimer.

HRNZ and NZMTC and Thoroughbred Ratings Pty Ltd accepts no responsibility for the completeness or accuracy of any of the information contained herein, and makes no representations about its suitability for any particular purpose. Users should make their own judgements about those matters and/or seek independent advice. You assume all risks associated with use of the data provided on this page.

Race Results

February 10, 2023, Race 2, WOODLANDS STUD 'WE SELL WINNERS' TROT, Distance 2600m, Addington - Survey 3200m

| Result | TAB no. | Horse (Barrier) | 2200m to | 2000m to | 1800m to | 1600m to | 1400m to | 1200m to | 1000m to | 800m to | 600m to | 400m to | 200m to | Total or | Margin |
|--------|---------|------------------------------|----------|----------|----------|----------|----------|----------|----------|---------|---------|---------|---------|----------|--------|
| 10th | 9 | Salvo (11) | 2000m | 1800m | 1600m | 1400m | 1200m | 1000m | 800m | 600m | 400m | 200m | WP | Average | |
| | | Position in running (margin) | 5(6.5) | 5(4.8) | 4(3.1) | 4(3.2) | 4(3.1) | 4(2.9) | 4(2.6) | 5(1.8) | 4(2.6) | 2(0.9) | 3(2.1) | | 9.00 |
| | | Sectional time (s) | 15.34 | 14.03 | 15.47 | 16.33 | 16.21 | 16.21 | 15.63 | 14.04 | 14.66 | 15.60 | 16.77 | | |
| | | Cumulative time (s) | 170.29 | 154.95 | 140.92 | 125.45 | 109.12 | 92.91 | 76.70 | 61.07 | 47.03 | 32.37 | 16.77 | 3:22.58 | |
| | | Speed (m/s) | 13.04 | 14.26 | 12.93 | 12.25 | 12.34 | 12.34 | 12.80 | 14.25 | 13.64 | 12.82 | 11.93 | 12.83 | |
| | | Stride length (m) | 6.02 | 6.30 | 6.14 | 5.89 | 5.89 | 5.89 | 5.88 | 6.19 | 6.12 | 5.76 | 5.52 | 5.93 | |
| | | Stride duration (s) | 0.462 | 0.442 | 0.475 | 0.481 | 0.478 | 0.477 | 0.459 | 0.434 | 0.449 | 0.449 | 0.463 | 0.462 | |
| | | Stride efficiency (%) | 56.70 | 62.05 | 58.87 | 54.16 | 54.26 | 54.21 | 53.98 | 59.79 | 58.60 | 51.77 | 47.69 | 54.87 | |
| | | Stride count | 33.20 | 31.74 | 32.58 | 33.97 | 33.94 | 33.96 | 34.03 | 32.33 | 32.66 | 34.75 | 36.20 | 438.76 | |



Note: Horizontal distance axis grid lines are 200m furlongs.

Disclaimer.

HRNZ and NZMTC and Thoroughbred Ratings Pty Ltd accepts no responsibility for the completeness or accuracy of any of the information contained herein, and makes no representations about its suitability for any particular purpose. Users should make their own judgements about those matters and/or seek independent advice. You assume all risks associated with use of the data provided on this page.



Race Results



February 10, 2023, Race 2, WOODLANDS STUD 'WE SELL WINNERS' TROT, Distance 2600m, Addington - Survey 3200m

| Result | TAB no. | Horse (Barrier) | 2600 to | 2400m to |
|--------|---------|-------------------------------|--------------|--------------|
| 11th | 8 | Madeleine Stow... (10) | 2400m | 2200m |
| | | Position in running (margin) | - | 2(0.7) |
| | | Sectional time (s) | 16.58 | 15.28 |
| | | Cumulative time (s) | 203.67 | 187.09 |
| | | Speed (m/s) | 12.06 | 13.09 |
| | | Stride length (m) | 44.53 | 10.88 |
| | | Stride duration (s) | 3.651 | 0.832 |
| | | Stride efficiency (%) | 3099.13 | 185.12 |
| | | Stride count | 4.49 | 18.38 |

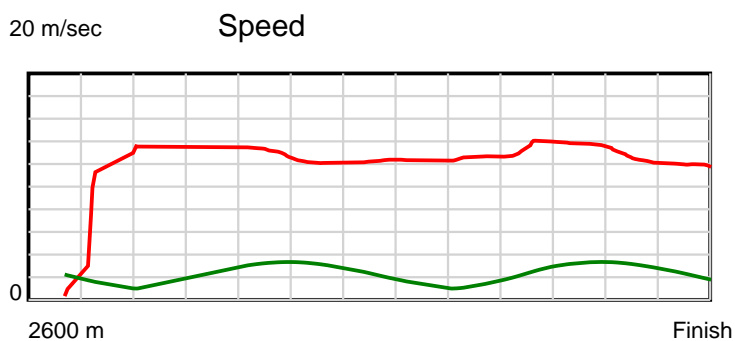
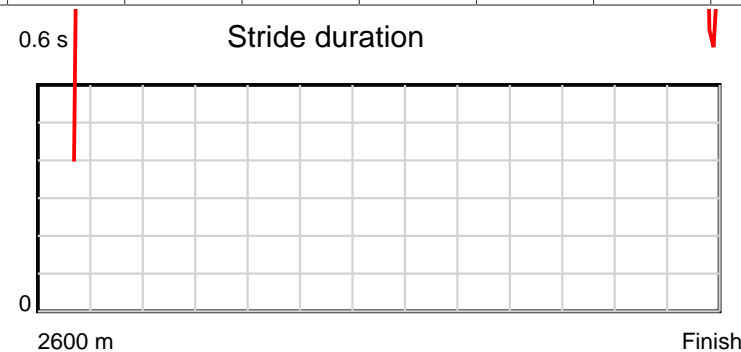
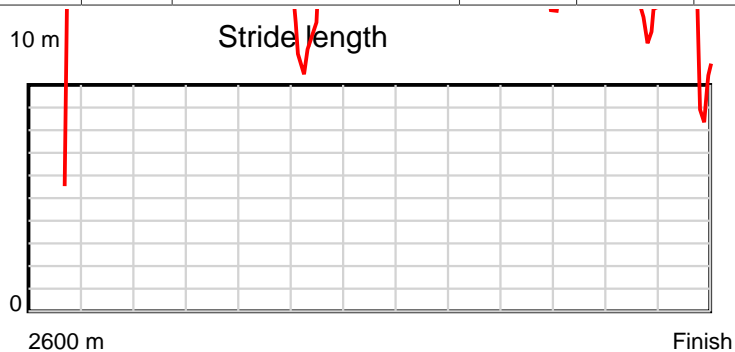
Disclaimer.

HRNZ and NZMTC and Thoroughbred Ratings Pty Ltd accepts no responsibility for the completeness or accuracy of any of the information contained herein, and makes no representations about its suitability for any particular purpose. Users should make their own judgements about those matters and/or seek independent advice. You assume all risks associated with use of the data provided on this page.

Race Results

February 10, 2023, Race 2, WOODLANDS STUD 'WE SELL WINNERS' TROT, Distance 2600m, Addington - Survey 3200m

| Result | TAB no. | Horse (Barrier) | 2200m to | 2000m to | 1800m to | 1600m to | 1400m to | 1200m to | 1000m to | 800m to | 600m to | 400m to | 200m to | Total or | Margin |
|--------|---------|------------------------------|----------|----------|----------|----------|----------|----------|----------|---------|---------|---------|---------|----------|--------|
| 11th | 8 | Madeleine Stow... (10) | 2000m | 1800m | 1600m | 1400m | 1200m | 1000m | 800m | 600m | 400m | 200m | WP | Average | |
| | | Position in running (margin) | 3(3.4) | 1(0.0) | 1(0.0) | 1(0.0) | 1(0.0) | 1(0.0) | 1(0.0) | 2(0.1) | 3(2.6) | 4(3.3) | 8(7.7) | | 15.10 |
| | | Sectional time (s) | 15.04 | 14.32 | 15.44 | 16.35 | 16.24 | 16.25 | 15.77 | 14.32 | 15.06 | 16.15 | 16.87 | | |
| | | Cumulative time (s) | 171.81 | 156.77 | 142.45 | 127.01 | 110.66 | 94.42 | 78.17 | 62.40 | 48.08 | 33.02 | 16.87 | 3:23.67 | |
| | | Speed (m/s) | 13.30 | 13.97 | 12.95 | 12.23 | 12.32 | 12.31 | 12.68 | 13.97 | 13.28 | 12.38 | 11.86 | 12.77 | |
| | | Stride length (m) | 5.70 | 5.69 | 9.81 | 13.17 | 22.04 | 22.26 | 11.11 | 14.94 | 19.26 | 10.41 | 9.87 | 11.40 | |
| | | Stride duration (s) | 0.428 | 0.407 | 0.757 | 1.077 | 1.790 | 1.809 | 0.876 | 1.070 | 1.450 | 0.840 | 0.832 | 0.893 | |
| | | Stride efficiency (%) | 50.69 | 50.59 | 150.27 | 271.12 | 759.16 | 774.53 | 192.74 | 348.66 | 579.89 | 169.22 | 152.10 | 203.15 | |
| | | Stride count | 35.11 | 35.15 | 20.40 | 15.18 | 9.07 | 8.98 | 18.01 | 13.39 | 10.38 | 19.22 | 20.27 | 228.03 | |



Note: Horizontal distance axis grid lines are 200m furlongs.

Disclaimer.

HRNZ and NZMTC and Thoroughbred Ratings Pty Ltd accepts no responsibility for the completeness or accuracy of any of the information contained herein, and makes no representations about its suitability for any particular purpose. Users should make their own judgements about those matters and/or seek independent advice. You assume all risks associated with use of the data provided on this page.



Race Results



February 10, 2023, Race 2, WOODLANDS STUD 'WE SELL WINNERS' TROT, Distance 2600m, Addington - Survey 3200m

| Result | TAB no. | Horse (Barrier) | 2600 to | 2400m to |
|--------|---------|------------------------------|---------|----------|
| 12th | 4 | Denver (6) | 2400m | 2200m |
| | | Position in running (margin) | - | 10(9.7) |
| | | Sectional time (s) | 18.15 | 15.55 |
| | | Cumulative time (s) | 215.37 | 197.22 |
| | | Speed (m/s) | 11.02 | 12.86 |
| | | Stride length (m) | 5.48 | 5.82 |
| | | Stride duration (s) | 0.470 | 0.452 |
| | | Stride efficiency (%) | 47.00 | 52.94 |
| | | Stride count | 36.47 | 34.36 |

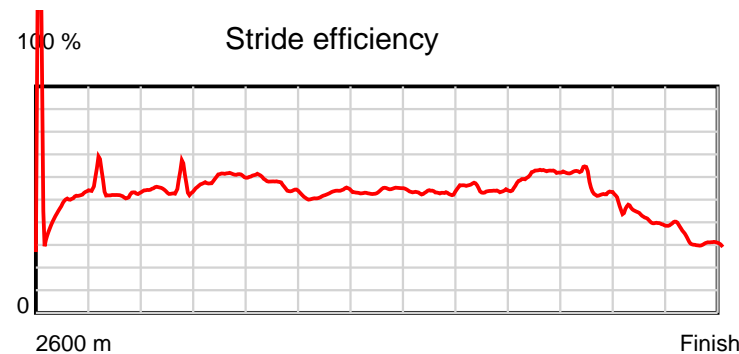
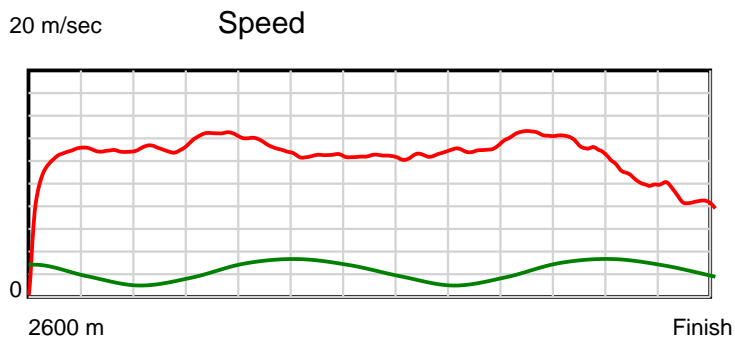
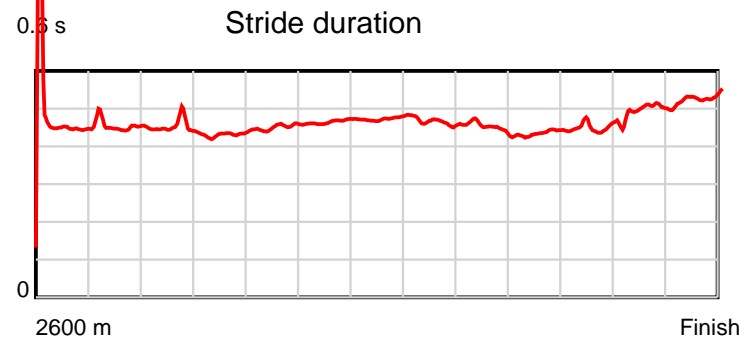
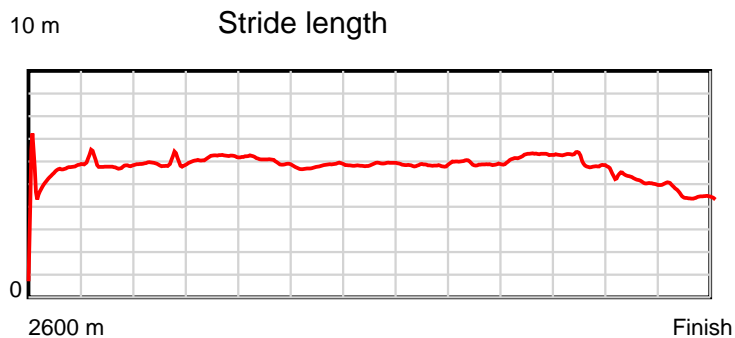
Disclaimer.

HRNZ and NZMTC and Thoroughbred Ratings Pty Ltd accepts no responsibility for the completeness or accuracy of any of the information contained herein, and makes no representations about its suitability for any particular purpose. Users should make their own judgements about those matters and/or seek independent advice. You assume all risks associated with use of the data provided on this page.

Race Results

February 10, 2023, Race 2, WOODLANDS STUD 'WE SELL WINNERS' TROT, Distance 2600m, Addington - Survey 3200m

| Result | TAB no. | Horse (Barrier) | 2200m to | 2000m to | 1800m to | 1600m to | 1400m to | 1200m to | 1000m to | 800m to | 600m to | 400m to | 200m to | Total or | Margin |
|--------|---------|------------------------------|----------|----------|----------|----------|----------|----------|----------|---------|---------|---------|----------|----------|--------|
| 12th | 4 | Denver (6) | 2000m | 1800m | 1600m | 1400m | 1200m | 1000m | 800m | 600m | 400m | 200m | WP | Average | |
| | | Position in running (margin) | 7(14.0) | 7(12.5) | 7(10.5) | 7(8.1) | 7(7.1) | 7(6.7) | 7(6.7) | 8(6.0) | 8(6.3) | 9(8.9) | 11(36.9) | | 80.00 |
| | | Sectional time (s) | 15.36 | 13.98 | 15.04 | 16.19 | 16.17 | 16.25 | 15.65 | 13.95 | 15.37 | 20.07 | 23.64 | | |
| | | Cumulative time (s) | 181.67 | 166.31 | 152.33 | 137.29 | 121.10 | 104.93 | 88.68 | 73.03 | 59.08 | 43.71 | 23.64 | 3:35.37 | |
| | | Speed (m/s) | 13.02 | 14.31 | 13.30 | 12.35 | 12.37 | 12.31 | 12.78 | 14.34 | 13.01 | 9.97 | 8.46 | 12.07 | |
| | | Stride length (m) | 5.86 | 6.16 | 5.99 | 5.74 | 5.85 | 5.73 | 5.76 | 6.24 | 5.87 | 4.92 | 4.48 | 5.64 | |
| | | Stride duration (s) | 0.450 | 0.431 | 0.451 | 0.465 | 0.473 | 0.466 | 0.450 | 0.435 | 0.451 | 0.494 | 0.530 | 0.467 | |
| | | Stride efficiency (%) | 53.67 | 59.39 | 56.07 | 51.45 | 53.48 | 51.38 | 51.76 | 60.80 | 53.77 | 37.89 | 31.38 | 49.73 | |
| | | Stride count | 34.13 | 32.44 | 33.39 | 34.86 | 34.19 | 34.88 | 34.75 | 32.06 | 34.10 | 40.62 | 44.63 | 460.88 | |



Note: Horizontal distance axis grid lines are 200m furlongs.

Disclaimer.

HRNZ and NZMTC and Thoroughbred Ratings Pty Ltd accepts no responsibility for the completeness or accuracy of any of the information contained herein, and makes no representations about its suitability for any particular purpose. Users should make their own judgements about those matters and/or seek independent advice. You assume all risks associated with use of the data provided on this page.



Race Results



February 10, 2023, Race 2, WOODLANDS STUD 'WE SELL WINNERS' TROT, Distance 2600m, Addington - Survey 3200m

| Result | TAB no. | Horse (Barrier) | 2600 to | 2400m to |
|--------|---------|------------------------------|--------------|--------------|
| 13th | 6 | Cody Banner (8) | 2400m | 2200m |
| | | Position in running (margin) | - | 8(8.3) |
| | | Sectional time (s) | 17.94 | 16.36 |
| | | Cumulative time (s) | 215.70 | 197.76 |
| | | Speed (m/s) | 11.15 | 12.22 |
| | | Stride length (m) | 5.06 | 5.20 |
| | | Stride duration (s) | 0.433 | 0.426 |
| | | Stride efficiency (%) | 40.01 | 42.27 |
| | | Stride count | 39.52 | 38.45 |

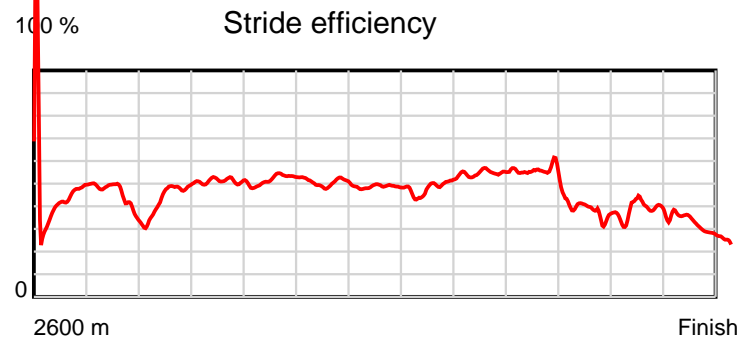
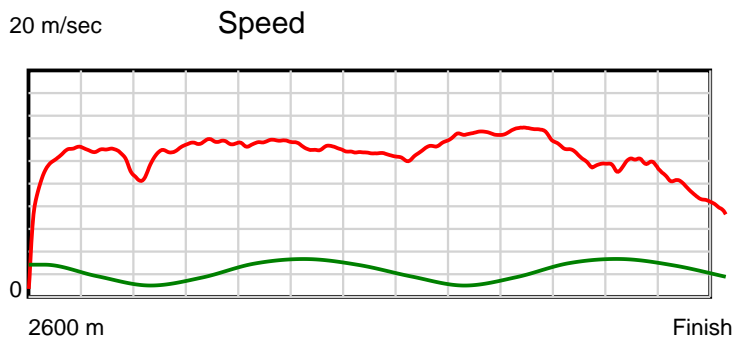
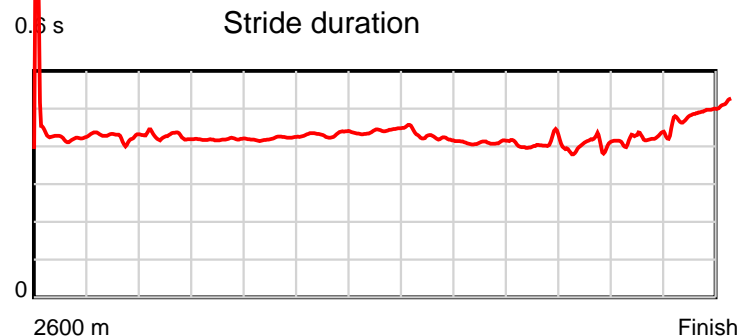
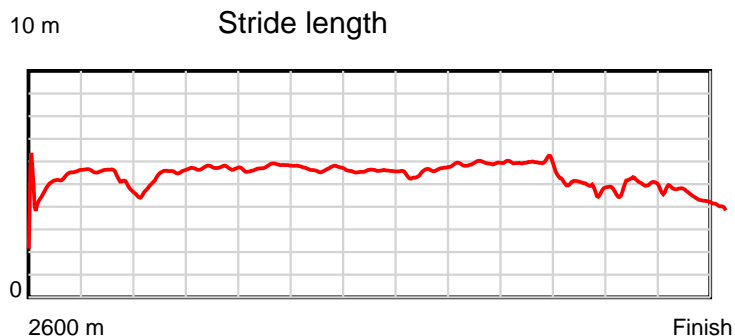
Disclaimer.

HRNZ and NZMTC and Thoroughbred Ratings Pty Ltd accepts no responsibility for the completeness or accuracy of any of the information contained herein, and makes no representations about its suitability for any particular purpose. Users should make their own judgements about those matters and/or seek independent advice. You assume all risks associated with use of the data provided on this page.

Race Results

February 10, 2023, Race 2, WOODLANDS STUD 'WE SELL WINNERS' TROT, Distance 2600m, Addington - Survey 3200m

| Result | TAB no. | Horse (Barrier) | 2200m to | 2000m to | 1800m to | 1600m to | 1400m to | 1200m to | 1000m to | 800m to | 600m to | 400m to | 200m to | Total or | Margin |
|--------|---------|------------------------------|--------------|--------------|--------------|--------------|--------------|--------------|-------------|-------------|-------------|-------------|-----------|----------------|--------|
| 13th | 6 | Cody Banner (8) | 2000m | 1800m | 1600m | 1400m | 1200m | 1000m | 800m | 600m | 400m | 200m | WP | Average | |
| | | Position in running (margin) | 9(17.5) | 11(22.9) | 11(24.4) | 11(20.7) | 11(15.3) | 11(13.2) | 10(9.1) | 3(0.4) | 2(1.6) | 12(18.9) | 12(42.1) | | 81.90 |
| | | Sectional time (s) | 16.52 | 14.57 | 14.83 | 15.46 | 15.89 | 15.57 | 14.31 | 14.10 | 17.83 | 19.28 | 23.04 | | |
| | | Cumulative time (s) | 181.40 | 164.88 | 150.31 | 135.48 | 120.02 | 104.13 | 88.56 | 74.25 | 60.15 | 42.32 | 23.04 | 3:35.70 | |
| | | Speed (m/s) | 12.11 | 13.73 | 13.49 | 12.94 | 12.59 | 12.85 | 13.98 | 14.18 | 11.22 | 10.37 | 8.68 | 12.05 | |
| | | Stride length (m) | 5.16 | 5.74 | 5.68 | 5.60 | 5.56 | 5.46 | 5.73 | 5.75 | 4.55 | 4.47 | 4.33 | 5.20 | |
| | | Stride duration (s) | 0.427 | 0.418 | 0.421 | 0.433 | 0.442 | 0.425 | 0.410 | 0.405 | 0.405 | 0.431 | 0.499 | 0.432 | |
| | | Stride efficiency (%) | 41.68 | 51.53 | 50.44 | 49.00 | 48.29 | 46.65 | 51.31 | 51.60 | 32.34 | 31.21 | 29.35 | 42.32 | |
| | | Stride count | 38.72 | 34.83 | 35.20 | 35.71 | 35.98 | 36.61 | 34.90 | 34.81 | 43.96 | 44.75 | 46.15 | 499.59 | |



Note: Horizontal distance axis grid lines are 200m furlongs.

Disclaimer.

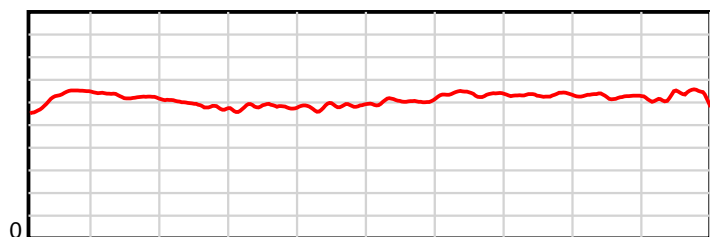
HRNZ and NZMTC and Thoroughbred Ratings Pty Ltd accepts no responsibility for the completeness or accuracy of any of the information contained herein, and makes no representations about its suitability for any particular purpose. Users should make their own judgements about those matters and/or seek independent advice. You assume all risks associated with use of the data provided on this page.

Race Results

February 10, 2023, Race 3, XCM SPORT MOBILE PACE, Distance 1980m, Addington - Survey 1980m

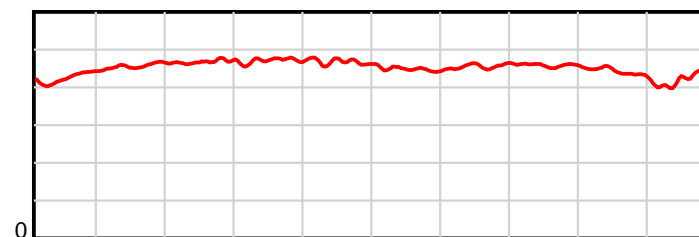
| Result | TAB no. | Horse (Barrier) | 1980 to | 1800m to | 1600m to | 1400m to | 1200m to | 1000m to | 800m to | 600m to | 400m to | 200m to | Total or | Margin |
|--------|---------|------------------------------|--------------|--------------|--------------|--------------|--------------|-------------|-------------|-------------|-------------|-----------|----------------|--------|
| 1st | 2 | Darby O'Gill (2) | 1800m | 1600m | 1400m | 1200m | 1000m | 800m | 600m | 400m | 200m | WP | Average | |
| | | Position in running (margin) | - | 2(1.0) | 2(2.0) | 2(1.8) | 2(1.8) | 3(1.7) | 3(1.9) | 3(1.8) | 3(1.6) | 2(1.6) | | 0.00 |
| | | Sectional time (s) | 12.20 | 14.64 | 15.76 | 16.06 | 15.91 | 14.85 | 14.28 | 14.44 | 13.99 | 13.39 | | |
| | | Cumulative time (s) | 145.52 | 133.32 | 118.68 | 102.92 | 86.86 | 70.95 | 56.10 | 41.82 | 27.38 | 13.39 | 2:25.52 | |
| | | Speed (m/s) | 14.76 | 13.66 | 12.69 | 12.45 | 12.57 | 13.47 | 14.01 | 13.85 | 14.30 | 14.94 | 13.61 | |
| | | Stride length (m) | 6.28 | 6.24 | 5.94 | 5.86 | 5.88 | 6.02 | 6.39 | 6.34 | 6.28 | 6.21 | 6.14 | |
| | | Stride duration (s) | 0.426 | 0.457 | 0.468 | 0.471 | 0.467 | 0.447 | 0.456 | 0.458 | 0.440 | 0.416 | 0.451 | |
| | | Stride efficiency (%) | 61.63 | 60.89 | 55.09 | 53.67 | 53.95 | 56.72 | 63.77 | 62.90 | 61.71 | 60.18 | 58.85 | |
| | | Stride count | 28.66 | 32.04 | 33.68 | 34.13 | 34.04 | 33.20 | 31.31 | 31.52 | 31.83 | 32.23 | 322.64 | |

10 m Stride length



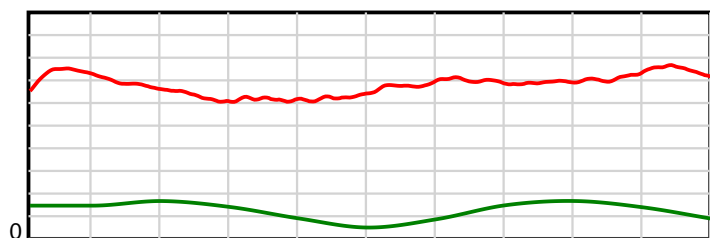
1980 m Finish

0.6 s Stride duration



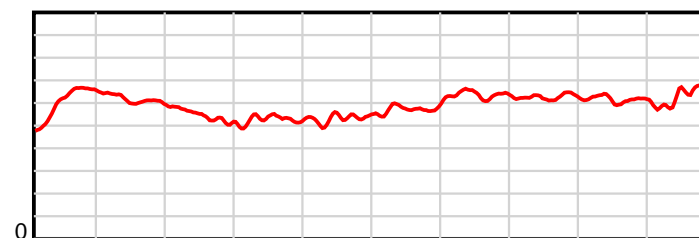
1980 m Finish

20 m/sec Speed



1980 m Finish

100 % Stride efficiency



1980 m Finish

Note: Horizontal distance axis grid lines are 200m furlongs.

Disclaimer.

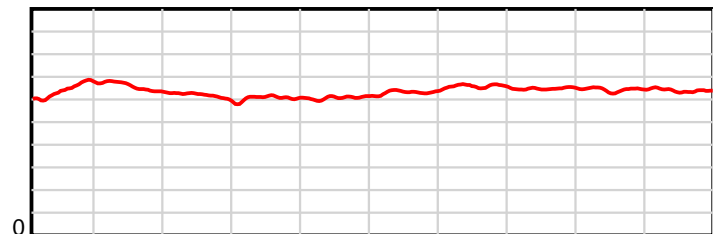
HRNZ and NZMTC and Thoroughbred Ratings Pty Ltd accepts no responsibility for the completeness or accuracy of any of the information contained herein, and makes no representations about its suitability for any particular purpose. Users should make their own judgements about those matters and/or seek independent advice. You assume all risks associated with use of the data provided on this page.

Race Results

February 10, 2023, Race 3, XCM SPORT MOBILE PACE, Distance 1980m, Addington - Survey 1980m

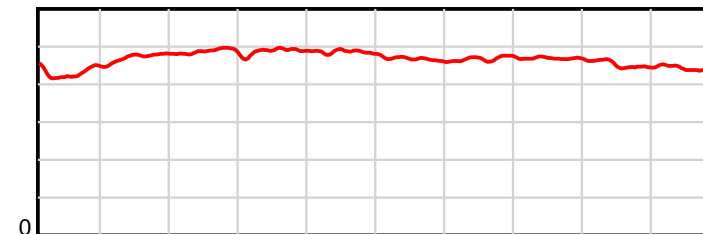
| Result | TAB no. | Horse (Barrier) | 1980 to | 1800m to | 1600m to | 1400m to | 1200m to | 1000m to | 800m to | 600m to | 400m to | 200m to | Total or | Margin |
|--------|---------|------------------------------|--------------|--------------|--------------|--------------|--------------|-------------|-------------|-------------|-------------|-----------|----------------|--------|
| 2nd | 1 | Sharp As A Tac (1) | 1800m | 1600m | 1400m | 1200m | 1000m | 800m | 600m | 400m | 200m | WP | Average | |
| | | Position in running (margin) | - | 1(0.0) | 1(0.0) | 1(0.0) | 1(0.0) | 1(0.0) | 1(0.0) | 1(0.0) | 1(0.0) | 1(0.0) | | 0.80 |
| | | Sectional time (s) | 12.06 | 14.48 | 15.79 | 16.06 | 15.93 | 14.81 | 14.30 | 14.48 | 13.99 | 13.76 | | |
| | | Cumulative time (s) | 145.66 | 133.60 | 119.12 | 103.33 | 87.27 | 71.34 | 56.53 | 42.23 | 27.75 | 13.76 | 2:25.66 | |
| | | Speed (m/s) | 14.93 | 13.81 | 12.67 | 12.45 | 12.55 | 13.50 | 13.99 | 13.81 | 14.30 | 14.53 | 13.59 | |
| | | Stride length (m) | 6.43 | 6.54 | 6.17 | 6.08 | 6.10 | 6.30 | 6.55 | 6.47 | 6.46 | 6.45 | 6.35 | |
| | | Stride duration (s) | 0.429 | 0.474 | 0.487 | 0.488 | 0.486 | 0.466 | 0.468 | 0.469 | 0.452 | 0.444 | 0.467 | |
| | | Stride efficiency (%) | 64.70 | 66.89 | 59.45 | 57.74 | 58.19 | 61.97 | 67.01 | 65.51 | 65.23 | 64.93 | 63.01 | |
| | | Stride count | 27.97 | 30.57 | 32.42 | 32.90 | 32.78 | 31.76 | 30.54 | 30.89 | 30.95 | 31.03 | 311.81 | |

10 m Stride length



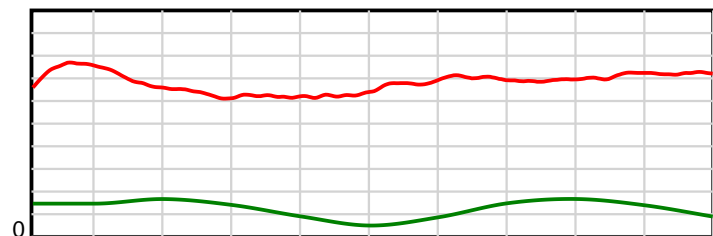
1980 m Finish

0.6 s Stride duration



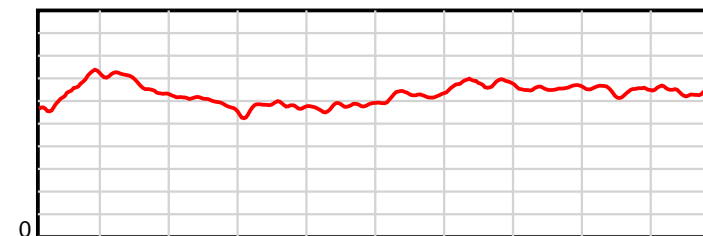
1980 m Finish

20 m/sec Speed



1980 m Finish

100 % Stride efficiency



1980 m Finish

Note: Horizontal distance axis grid lines are 200m furlongs.

Disclaimer.

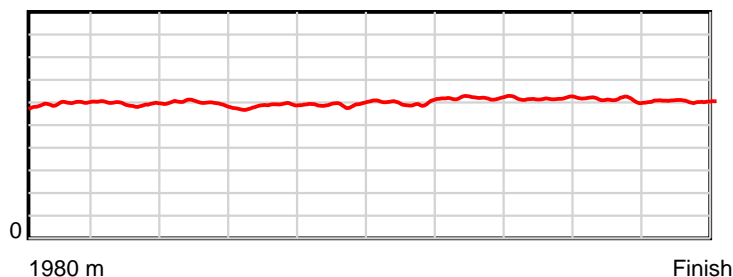
HRNZ and NZMTC and Thoroughbred Ratings Pty Ltd accepts no responsibility for the completeness or accuracy of any of the information contained herein, and makes no representations about its suitability for any particular purpose. Users should make their own judgements about those matters and/or seek independent advice. You assume all risks associated with use of the data provided on this page.

Race Results

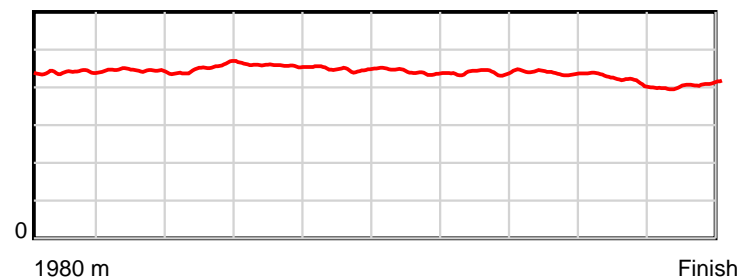
February 10, 2023, Race 3, XCM SPORT MOBILE PACE, Distance 1980m, Addington - Survey 1980m

| Result | TAB no. | Horse (Barrier) | 1980 to | 1800m to | 1600m to | 1400m to | 1200m to | 1000m to | 800m to | 600m to | 400m to | 200m to | Total or | Margin |
|--------|---------|------------------------------|--------------|--------------|--------------|--------------|--------------|-------------|-------------|-------------|-------------|-----------|----------------|--------|
| 3rd | 7 | Holy Hecka (7) | 1800m | 1600m | 1400m | 1200m | 1000m | 800m | 600m | 400m | 200m | WP | Average | |
| | | Position in running (margin) | - | 7(7.9) | 6(14.3) | 6(10.7) | 6(7.6) | 5(2.9) | 6(5.2) | 6(4.1) | 6(5.1) | 6(4.1) | | 2.20 |
| | | Sectional time (s) | 13.49 | 15.53 | 15.20 | 15.54 | 15.16 | 15.18 | 14.12 | 14.64 | 13.83 | 13.23 | | |
| | | Cumulative time (s) | 145.92 | 132.43 | 116.90 | 101.70 | 86.16 | 71.00 | 55.82 | 41.70 | 27.06 | 13.23 | 2:25.92 | |
| | | Speed (m/s) | 13.34 | 12.88 | 13.16 | 12.87 | 13.19 | 13.18 | 14.16 | 13.66 | 14.46 | 15.12 | 13.57 | |
| | | Stride length (m) | 5.95 | 5.72 | 5.96 | 5.89 | 5.92 | 5.81 | 6.24 | 5.99 | 6.05 | 6.14 | 5.96 | |
| | | Stride duration (s) | 0.440 | 0.445 | 0.453 | 0.458 | 0.448 | 0.441 | 0.440 | 0.438 | 0.418 | 0.406 | 0.439 | |
| | | Stride efficiency (%) | 55.33 | 51.19 | 55.50 | 54.22 | 54.70 | 52.66 | 60.79 | 55.98 | 57.13 | 58.92 | 55.55 | |
| | | Stride count | 30.25 | 34.94 | 33.56 | 33.95 | 33.80 | 34.45 | 32.07 | 33.42 | 33.08 | 32.57 | 332.09 | |

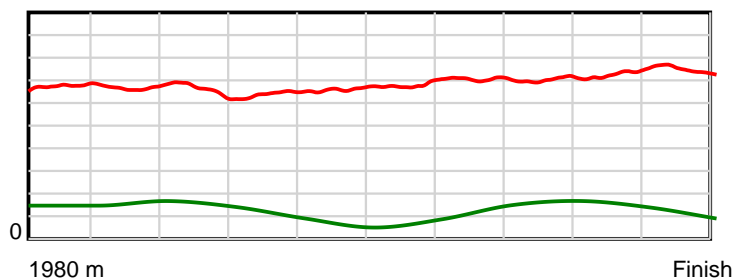
10 m Stride length



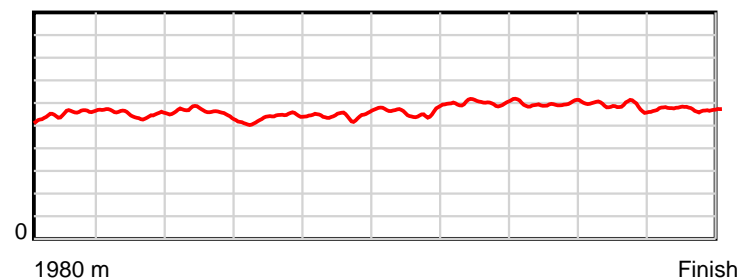
0.6 s Stride duration



20 m/sec Speed



100 % Stride efficiency



Note: Horizontal distance axis grid lines are 200m furlongs.

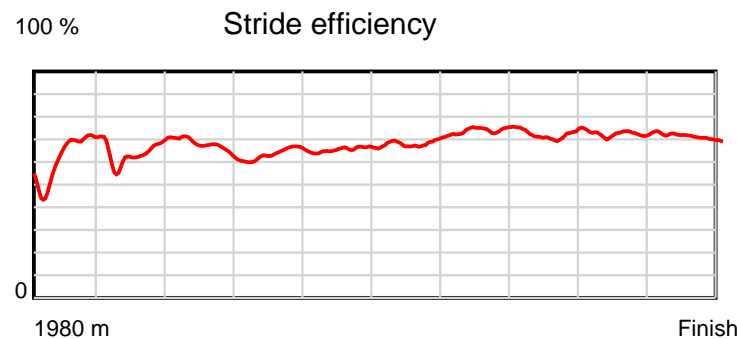
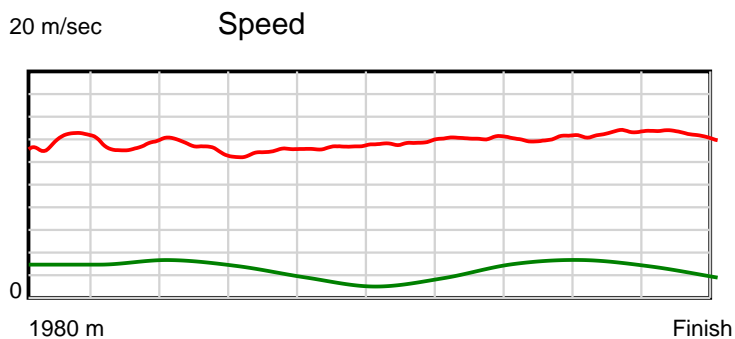
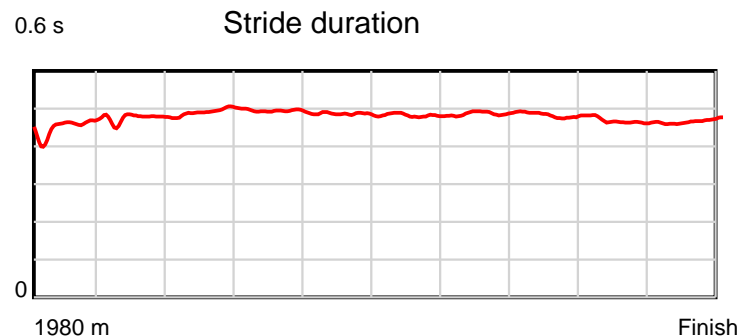
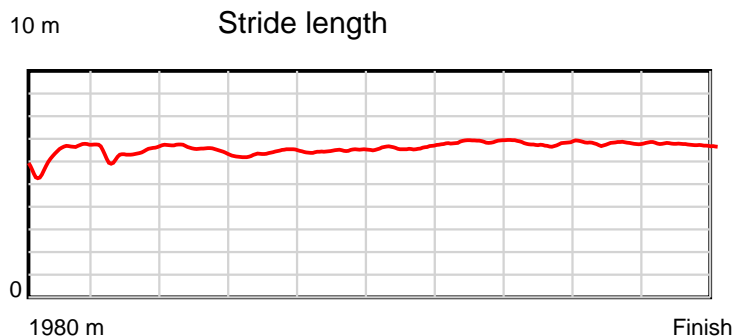
Disclaimer.

HRNZ and NZMTC and Thoroughbred Ratings Pty Ltd accepts no responsibility for the completeness or accuracy of any of the information contained herein, and makes no representations about its suitability for any particular purpose. Users should make their own judgements about those matters and/or seek independent advice. You assume all risks associated with use of the data provided on this page.

Race Results

February 10, 2023, Race 3, XCM SPORT MOBILE PACE, Distance 1980m, Addington - Survey 1980m

| Result | TAB no. | Horse (Barrier) | 1980 to | 1800m to | 1600m to | 1400m to | 1200m to | 1000m to | 800m to | 600m to | 400m to | 200m to | Total or | Margin |
|--------|---------|------------------------------|--------------|--------------|--------------|--------------|--------------|-------------|-------------|-------------|-------------|-----------|----------------|--------|
| 4th | 3 | Ideal Chevron (3) | 1800m | 1600m | 1400m | 1200m | 1000m | 800m | 600m | 400m | 200m | WP | Average | |
| | | Position in running (margin) | - | 6(6.8) | 5(11.5) | 5(8.4) | 4(5.6) | 4(2.1) | 4(3.2) | 4(2.4) | 4(2.8) | 4(2.9) | | 4.20 |
| | | Sectional time (s) | 13.11 | 15.26 | 15.27 | 15.60 | 15.36 | 14.98 | 14.18 | 14.53 | 14.01 | 13.97 | | |
| | | Cumulative time (s) | 146.27 | 133.16 | 117.90 | 102.63 | 87.03 | 71.67 | 56.69 | 42.51 | 27.98 | 13.97 | 2:26.27 | |
| | | Speed (m/s) | 13.73 | 13.11 | 13.10 | 12.82 | 13.02 | 13.35 | 14.10 | 13.76 | 14.28 | 14.32 | 13.54 | |
| | | Stride length (m) | 6.23 | 6.24 | 6.45 | 6.34 | 6.33 | 6.44 | 6.87 | 6.63 | 6.65 | 6.68 | 6.48 | |
| | | Stride duration (s) | 0.451 | 0.476 | 0.493 | 0.494 | 0.486 | 0.482 | 0.487 | 0.482 | 0.466 | 0.467 | 0.479 | |
| | | Stride efficiency (%) | 60.69 | 60.77 | 65.02 | 62.75 | 62.52 | 64.73 | 73.77 | 68.65 | 69.16 | 69.81 | 65.65 | |
| | | Stride count | 28.88 | 32.07 | 31.00 | 31.56 | 31.62 | 31.08 | 29.11 | 30.17 | 30.06 | 29.92 | 305.47 | |



Note: Horizontal distance axis grid lines are 200m furlongs.

Disclaimer.

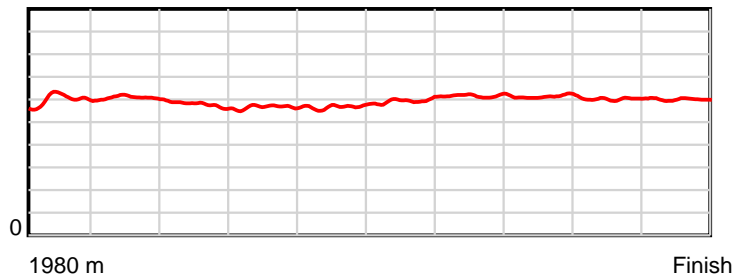
HRNZ and NZMTC and Thoroughbred Ratings Pty Ltd accepts no responsibility for the completeness or accuracy of any of the information contained herein, and makes no representations about its suitability for any particular purpose. Users should make their own judgements about those matters and/or seek independent advice. You assume all risks associated with use of the data provided on this page.

Race Results

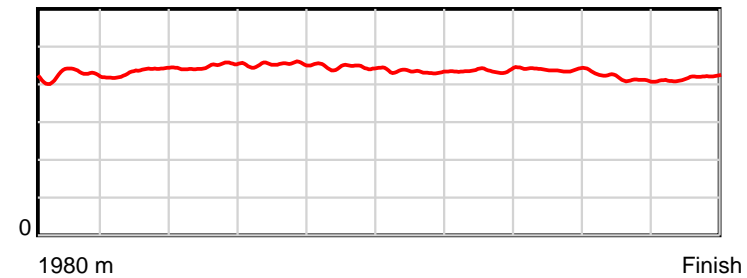
February 10, 2023, Race 3, XCM SPORT MOBILE PACE, Distance 1980m, Addington - Survey 1980m

| Result | TAB no. | Horse (Barrier) | 1980 to | 1800m to | 1600m to | 1400m to | 1200m to | 1000m to | 800m to | 600m to | 400m to | 200m to | Total or | Margin |
|--------|---------|------------------------------|--------------|--------------|--------------|--------------|--------------|-------------|-------------|-------------|-------------|-----------|----------------|--------|
| 5th | 6 | Killinchy Kid (6) | 1800m | 1600m | 1400m | 1200m | 1000m | 800m | 600m | 400m | 200m | WP | Average | |
| | | Position in running (margin) | - | 4(4.6) | 3(5.0) | 3(4.6) | 3(4.6) | 6(3.1) | 5(3.3) | 5(2.9) | 5(4.0) | 5(3.5) | | 4.60 |
| | | Sectional time (s) | 12.62 | 14.55 | 15.73 | 16.07 | 15.66 | 14.86 | 14.24 | 14.65 | 13.90 | 14.07 | | |
| | | Cumulative time (s) | 146.35 | 133.73 | 119.18 | 103.45 | 87.38 | 71.72 | 56.86 | 42.62 | 27.97 | 14.07 | 2:26.35 | |
| | | Speed (m/s) | 14.26 | 13.75 | 12.71 | 12.45 | 12.77 | 13.46 | 14.04 | 13.65 | 14.39 | 14.21 | 13.53 | |
| | | Stride length (m) | 6.00 | 5.96 | 5.70 | 5.64 | 5.70 | 5.85 | 6.13 | 5.99 | 5.99 | 5.93 | 5.88 | |
| | | Stride duration (s) | 0.426 | 0.433 | 0.448 | 0.453 | 0.446 | 0.434 | 0.437 | 0.439 | 0.416 | 0.418 | 0.435 | |
| | | Stride efficiency (%) | 56.22 | 55.50 | 50.82 | 49.63 | 50.78 | 53.41 | 58.80 | 56.13 | 56.01 | 55.01 | 54.09 | |
| | | Stride count | 30.01 | 33.56 | 35.07 | 35.49 | 35.09 | 34.21 | 32.61 | 33.37 | 33.41 | 33.71 | 336.53 | |

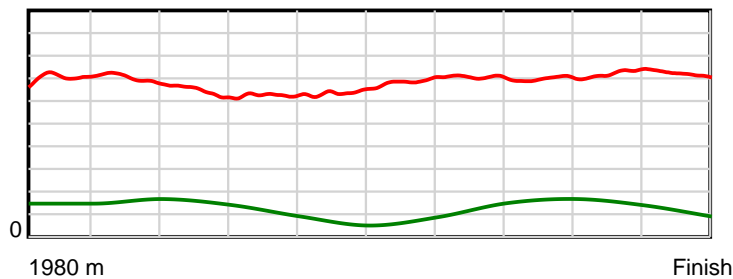
10 m Stride length



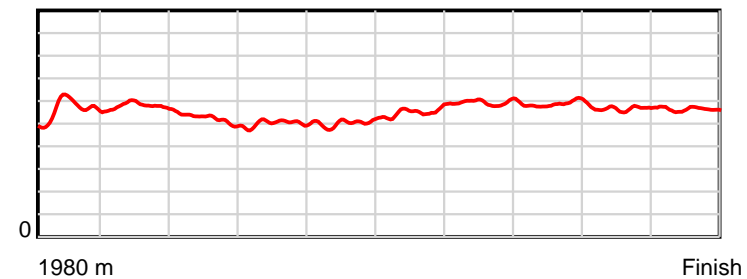
0.6 s Stride duration



20 m/sec Speed



100 % Stride efficiency



Note: Horizontal distance axis grid lines are 200m furlongs.

Disclaimer.

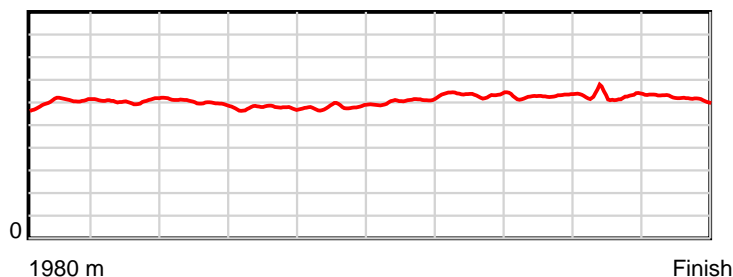
HRNZ and NZMTC and Thoroughbred Ratings Pty Ltd accepts no responsibility for the completeness or accuracy of any of the information contained herein, and makes no representations about its suitability for any particular purpose. Users should make their own judgements about those matters and/or seek independent advice. You assume all risks associated with use of the data provided on this page.

Race Results

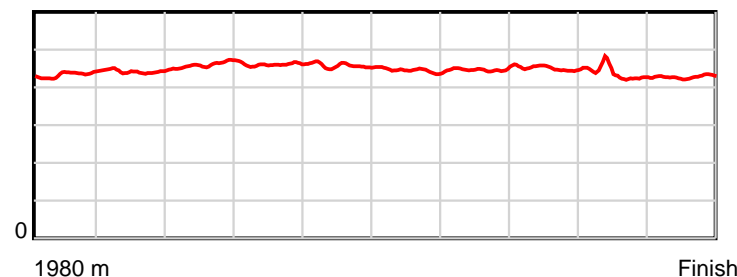
February 10, 2023, Race 3, XCM SPORT MOBILE PACE, Distance 1980m, Addington - Survey 1980m

| Result | TAB no. | Horse (Barrier) | 1980 to | 1800m to | 1600m to | 1400m to | 1200m to | 1000m to | 800m to | 600m to | 400m to | 200m to | Total or | Margin |
|--------|---------|------------------------------|---------|----------|----------|----------|----------|----------|---------|---------|---------|---------|----------|--------|
| 6th | 5 | Justin Fun (5) | 1800m | 1600m | 1400m | 1200m | 1000m | 800m | 600m | 400m | 200m | WP | Average | |
| | | Position in running (margin) | - | 5(5.9) | 4(8.4) | 4(6.0) | 5(6.1) | 7(5.6) | 7(5.7) | 7(5.2) | 7(5.6) | 7(4.5) | | 4.70 |
| | | Sectional time (s) | 12.95 | 14.88 | 15.40 | 16.08 | 15.84 | 14.83 | 14.23 | 14.53 | 13.81 | 13.81 | | |
| | | Cumulative time (s) | 146.36 | 133.41 | 118.53 | 103.13 | 87.05 | 71.21 | 56.38 | 42.15 | 27.62 | 13.81 | 2:26.36 | |
| | | Speed (m/s) | 13.90 | 13.44 | 12.99 | 12.44 | 12.63 | 13.49 | 14.05 | 13.76 | 14.48 | 14.48 | 13.53 | |
| | | Stride length (m) | 6.04 | 5.94 | 5.98 | 5.72 | 5.77 | 6.00 | 6.29 | 6.19 | 6.27 | 6.20 | 6.04 | |
| | | Stride duration (s) | 0.434 | 0.442 | 0.461 | 0.460 | 0.457 | 0.445 | 0.448 | 0.450 | 0.433 | 0.428 | 0.446 | |
| | | Stride efficiency (%) | 57.08 | 55.11 | 55.93 | 51.21 | 52.05 | 56.27 | 61.85 | 59.89 | 61.50 | 60.01 | 56.92 | |
| | | Stride count | 29.78 | 33.68 | 33.43 | 34.94 | 34.65 | 33.33 | 31.79 | 32.31 | 31.88 | 32.27 | 328.06 | |

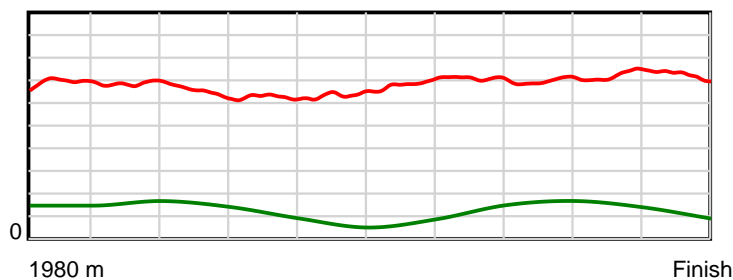
10 m Stride length



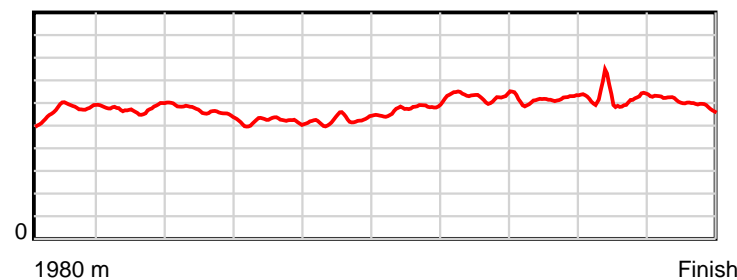
0.6 s Stride duration



20 m/sec Speed



100 % Stride efficiency



Note: Horizontal distance axis grid lines are 200m furlongs.

Disclaimer.

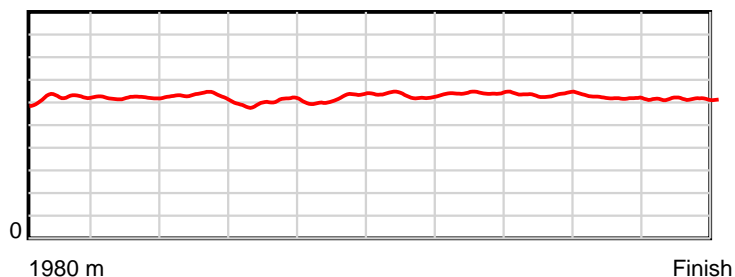
HRNZ and NZMTC and Thoroughbred Ratings Pty Ltd accepts no responsibility for the completeness or accuracy of any of the information contained herein, and makes no representations about its suitability for any particular purpose. Users should make their own judgements about those matters and/or seek independent advice. You assume all risks associated with use of the data provided on this page.

Race Results

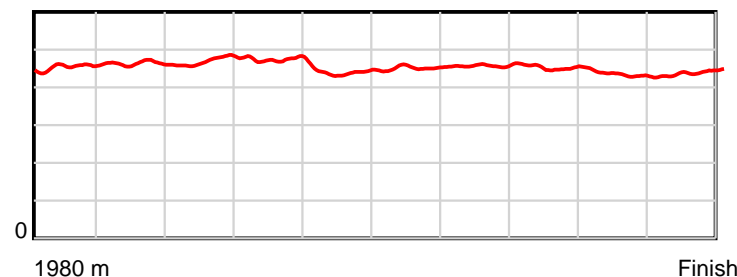
February 10, 2023, Race 3, XCM SPORT MOBILE PACE, Distance 1980m, Addington - Survey 1980m

| Result | TAB no. | Horse (Barrier) | 1980 to | 1800m to | 1600m to | 1400m to | 1200m to | 1000m to | 800m to | 600m to | 400m to | 200m to | Total or | Margin |
|--------|---------|------------------------------|--------------|--------------|--------------|--------------|--------------|-------------|-------------|-------------|-------------|-----------|----------------|--------|
| 7th | 9 | Cee Who's Bett... (0) | 1800m | 1600m | 1400m | 1200m | 1000m | 800m | 600m | 400m | 200m | WP | Average | |
| | | Position in running (margin) | - | 8(9.9) | 8(17.1) | 7(12.6) | 7(10.1) | 2(0.9) | 2(0.9) | 2(0.6) | 2(1.5) | 3(1.8) | | 4.80 |
| | | Sectional time (s) | 13.69 | 15.67 | 15.04 | 15.66 | 14.39 | 14.80 | 14.26 | 14.62 | 14.05 | 14.21 | | |
| | | Cumulative time (s) | 146.39 | 132.70 | 117.03 | 101.99 | 86.33 | 71.94 | 57.14 | 42.88 | 28.26 | 14.21 | 2:26.39 | |
| | | Speed (m/s) | 13.15 | 12.76 | 13.30 | 12.77 | 13.90 | 13.51 | 14.03 | 13.68 | 14.23 | 14.07 | 13.53 | |
| | | Stride length (m) | 6.25 | 5.92 | 6.25 | 6.05 | 6.11 | 6.11 | 6.42 | 6.18 | 6.16 | 6.19 | 6.16 | |
| | | Stride duration (s) | 0.455 | 0.464 | 0.470 | 0.474 | 0.439 | 0.452 | 0.458 | 0.452 | 0.433 | 0.440 | 0.455 | |
| | | Stride efficiency (%) | 61.02 | 54.70 | 61.02 | 57.29 | 58.27 | 58.25 | 64.46 | 59.66 | 59.25 | 59.96 | 59.30 | |
| | | Stride count | 28.80 | 33.80 | 32.01 | 33.03 | 32.75 | 32.76 | 31.14 | 32.37 | 32.48 | 32.29 | 321.43 | |

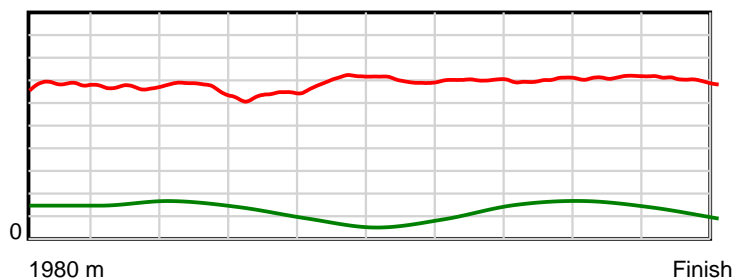
10 m Stride length



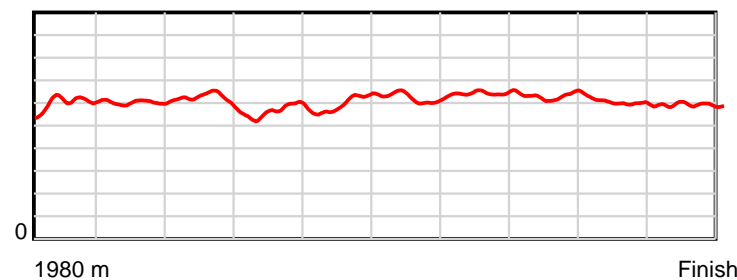
0.6 s Stride duration



20 m/sec Speed



100 % Stride efficiency



Note: Horizontal distance axis grid lines are 200m furlongs.

Disclaimer.

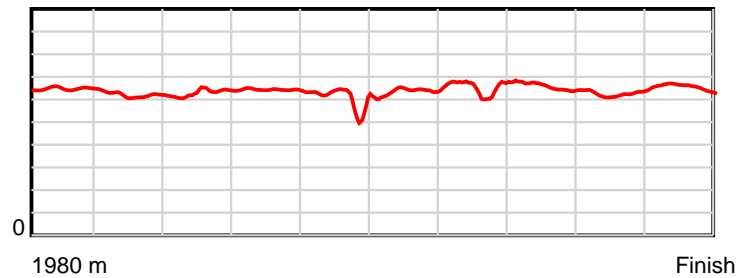
HRNZ and NZMTC and Thoroughbred Ratings Pty Ltd accepts no responsibility for the completeness or accuracy of any of the information contained herein, and makes no representations about its suitability for any particular purpose. Users should make their own judgements about those matters and/or seek independent advice. You assume all risks associated with use of the data provided on this page.

Race Results

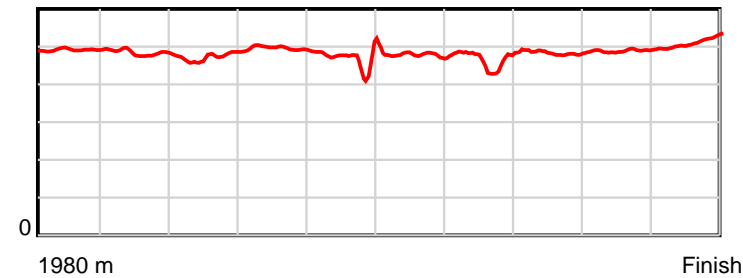
February 10, 2023, Race 3, XCM SPORT MOBILE PACE, Distance 1980m, Addington - Survey 1980m

| Result | TAB no. | Horse (Barrier) | 1980 to | 1800m to | 1600m to | 1400m to | 1200m to | 1000m to | 800m to | 600m to | 400m to | 200m to | Total or | Margin |
|--------|---------|------------------------------|---------|----------|----------|----------|----------|----------|---------|---------|---------|---------|----------|--------|
| 8th | 8 | Archie (8) | 1800m | 1600m | 1400m | 1200m | 1000m | 800m | 600m | 400m | 200m | WP | Average | |
| | | Position in running (margin) | - | 9(10.5) | 9(20.3) | 8(15.9) | 8(12.5) | 8(10.8) | 8(12.4) | 8(12.4) | 8(14.9) | 8(24.0) | | 34.30 |
| | | Sectional time (s) | 13.54 | 16.11 | 15.05 | 15.49 | 15.65 | 15.08 | 14.30 | 14.89 | 15.49 | 16.09 | | |
| | | Cumulative time (s) | 151.69 | 138.15 | 122.04 | 106.99 | 91.50 | 75.85 | 60.77 | 46.47 | 31.58 | 16.09 | 2:31.69 | |
| | | Speed (m/s) | 13.29 | 12.41 | 13.29 | 12.91 | 12.78 | 13.26 | 13.99 | 13.43 | 12.91 | 12.43 | 13.05 | |
| | | Stride length (m) | 6.49 | 6.01 | 6.26 | 6.40 | 5.97 | 6.33 | 6.45 | 6.46 | 6.32 | 6.38 | 6.30 | |
| | | Stride duration (s) | 0.492 | 0.484 | 0.471 | 0.496 | 0.467 | 0.477 | 0.461 | 0.481 | 0.490 | 0.513 | 0.483 | |
| | | Stride efficiency (%) | 65.89 | 56.36 | 61.27 | 64.01 | 55.63 | 62.55 | 65.01 | 65.13 | 62.49 | 63.60 | 62.01 | |
| | | Stride count | 27.72 | 33.30 | 31.94 | 31.25 | 33.52 | 31.61 | 31.01 | 30.98 | 31.63 | 31.35 | 314.31 | |

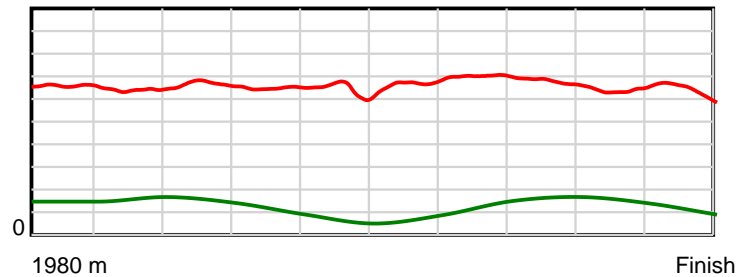
10 m Stride length



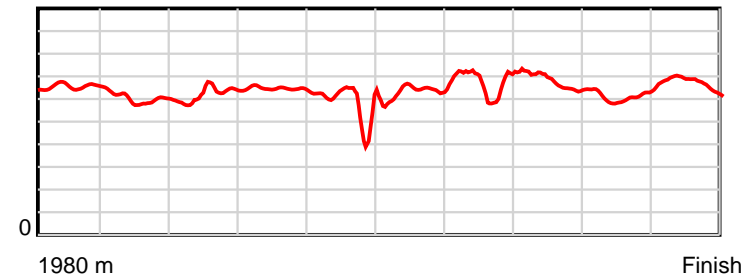
0.6 s Stride duration



20 m/sec Speed



100 % Stride efficiency



Note: Horizontal distance axis grid lines are 200m furlongs.

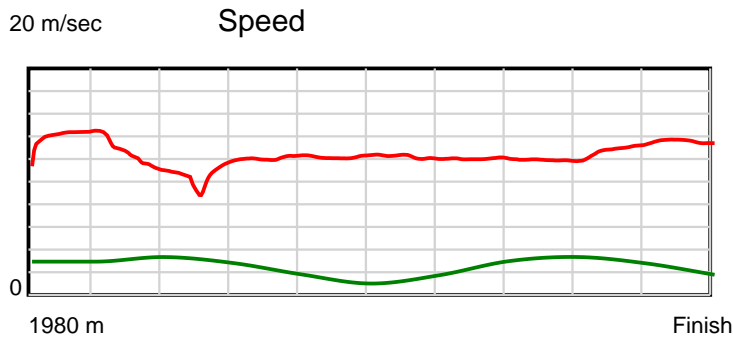
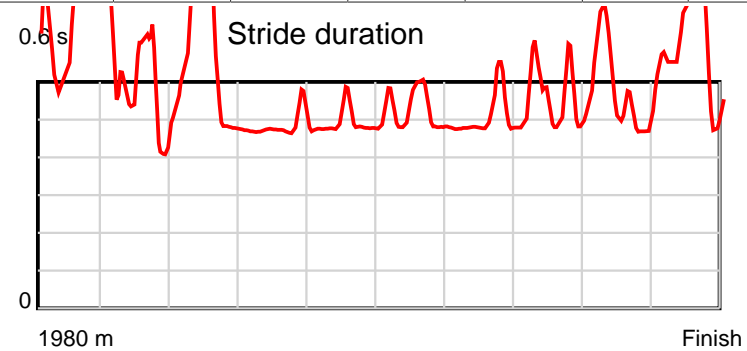
Disclaimer.

HRNZ and NZMTC and Thoroughbred Ratings Pty Ltd accepts no responsibility for the completeness or accuracy of any of the information contained herein, and makes no representations about its suitability for any particular purpose. Users should make their own judgements about those matters and/or seek independent advice. You assume all risks associated with use of the data provided on this page.

Race Results

February 10, 2023, Race 3, XCM SPORT MOBILE PACE, Distance 1980m, Addington - Survey 1980m

| Result | TAB no. | Horse (Barrier) | 1980 to | 1800m to | 1600m to | 1400m to | 1200m to | 1000m to | 800m to | 600m to | 400m to | 200m to | Total or | Margin |
|--------|---------|------------------------------|--------------|--------------|--------------|--------------|--------------|-------------|-------------|-------------|-------------|-----------|----------------|--------|
| 9th | 4 | Miki Bennett (4) | 1800m | 1600m | 1400m | 1200m | 1000m | 800m | 600m | 400m | 200m | WP | Average | |
| | | Position in running (margin) | - | 3(3.5) | 7(16.7) | 9(42.5) | 9(44.9) | 9(47.7) | 9(57.6) | 9(70.7) | 9(85.4) | 9(94.1) | | 92.70 |
| | | Sectional time (s) | 12.47 | 16.68 | 20.09 | 16.47 | 16.40 | 16.45 | 16.49 | 16.93 | 15.44 | 14.79 | | |
| | | Cumulative time (s) | 162.21 | 149.74 | 133.06 | 112.97 | 96.50 | 80.10 | 63.65 | 47.16 | 30.23 | 14.79 | 2:42.21 | |
| | | Speed (m/s) | 14.44 | 11.99 | 9.96 | 12.14 | 12.20 | 12.16 | 12.13 | 11.81 | 12.95 | 13.52 | 12.21 | |
| | | Stride length (m) | 9.66 | 5.78 | 5.69 | 5.79 | 5.91 | 6.12 | 5.97 | 6.06 | 6.87 | 7.97 | 6.38 | |
| | | Stride duration (s) | 0.673 | 0.482 | 0.572 | 0.477 | 0.484 | 0.504 | 0.492 | 0.513 | 0.530 | 0.590 | 0.523 | |
| | | Stride efficiency (%) | 145.82 | 52.16 | 50.59 | 52.45 | 54.52 | 58.62 | 55.62 | 57.36 | 73.77 | 99.27 | 63.68 | |
| | | Stride count | 18.63 | 34.62 | 35.15 | 34.52 | 33.86 | 32.65 | 33.52 | 33.01 | 29.11 | 25.09 | 310.16 | |



Note: Horizontal distance axis grid lines are 200m furlongs.

Disclaimer.

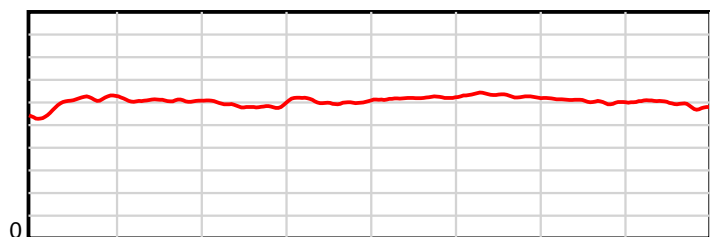
HRNZ and NZMTC and Thoroughbred Ratings Pty Ltd accepts no responsibility for the completeness or accuracy of any of the information contained herein, and makes no representations about its suitability for any particular purpose. Users should make their own judgements about those matters and/or seek independent advice. You assume all risks associated with use of the data provided on this page.

Race Results

February 10, 2023, Race 4, NZB STANDARDBRED YEARLING SALE 19-22 FEB FFA (MOBILE PACE), Distance 1609m, Addington - Survey 1609m

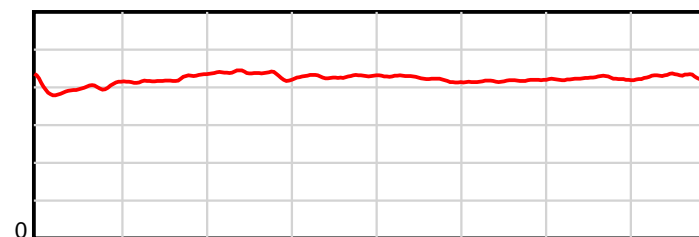
| Result | TAB no. | Horse (Barrier) | 1609 to | 1600m to | 1400m to | 1200m to | 1000m to | 800m to | 600m to | 400m to | 200m to | Total or | Margin |
|--------|---------|------------------------------|---------|----------|----------|----------|----------|---------|---------|---------|---------|----------|--------|
| 1st | 1 | Corravally Sta... (1) | 1600m | 1400m | 1200m | 1000m | 800m | 600m | 400m | 200m | WP | Average | |
| | | Position in running (margin) | - | 5(0.7) | 1(0.0) | 1(0.0) | 1(0.0) | 1(0.0) | 1(0.0) | 1(0.0) | 1(0.0) | | 0.00 |
| | | Sectional time (s) | 0.75 | 13.05 | 13.92 | 14.69 | 14.45 | 13.54 | 13.38 | 13.80 | 14.60 | | |
| | | Cumulative time (s) | 112.18 | 111.43 | 98.38 | 84.46 | 69.77 | 55.32 | 41.78 | 28.40 | 14.60 | 1:52.18 | |
| | | Speed (m/s) | 11.98 | 15.33 | 14.37 | 13.61 | 13.84 | 14.77 | 14.95 | 14.49 | 13.70 | 14.34 | |
| | | Stride length (m) | 5.27 | 6.09 | 6.07 | 5.93 | 5.94 | 6.24 | 6.24 | 6.14 | 5.90 | 6.06 | |
| | | Stride duration (s) | 0.392 | 0.397 | 0.423 | 0.436 | 0.429 | 0.423 | 0.418 | 0.423 | 0.431 | 0.423 | |
| | | Stride efficiency (%) | 43.47 | 57.93 | 57.62 | 54.96 | 55.15 | 60.93 | 60.92 | 58.88 | 54.40 | 57.43 | |
| | | Stride count | 1.71 | 32.85 | 32.94 | 33.72 | 33.66 | 32.03 | 32.03 | 32.58 | 33.90 | 265.42 | |

10 m Stride length



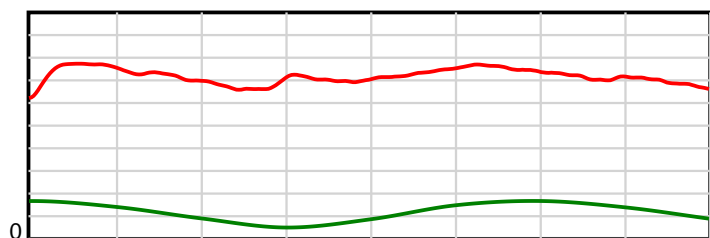
1609 m Finish

0.6 s Stride duration



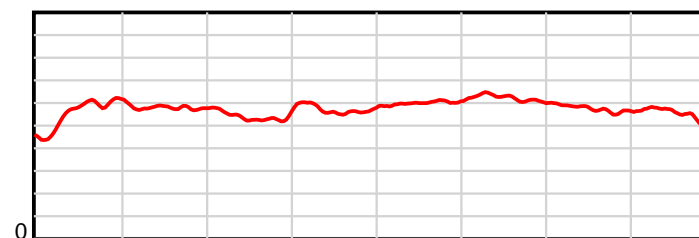
1609 m Finish

20 m/sec Speed



1609 m Finish

100 % Stride efficiency



1609 m Finish

Note: Horizontal distance axis grid lines are 200m furlongs.

Disclaimer.

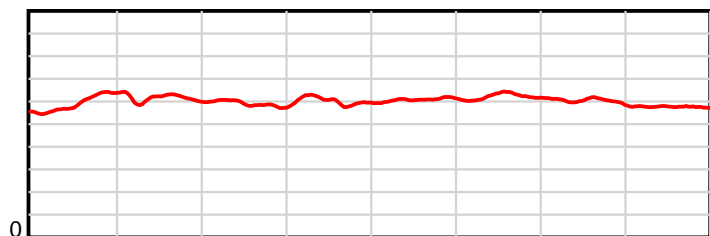
HRNZ and NZMTC and Thoroughbred Ratings Pty Ltd accepts no responsibility for the completeness or accuracy of any of the information contained herein, and makes no representations about its suitability for any particular purpose. Users should make their own judgements about those matters and/or seek independent advice. You assume all risks associated with use of the data provided on this page.

Race Results

February 10, 2023, Race 4, NZB STANDARDBRED YEARLING SALE 19-22 FEB FFA (MOBILE PACE), Distance 1609m, Addington - Survey 1609m

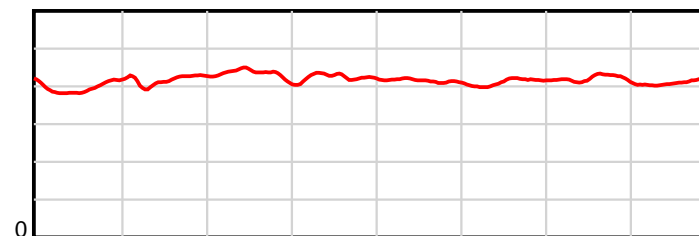
| Result | TAB no. | Horse (Barrier) | 1609 to | 1600m to | 1400m to | 1200m to | 1000m to | 800m to | 600m to | 400m to | 200m to | Total or | Margin |
|--------|---------|------------------------------|--------------|--------------|--------------|--------------|-------------|-------------|-------------|-------------|-----------|----------------|--------|
| 2nd | 4 | Mighty Looee (4) | 1600m | 1400m | 1200m | 1000m | 800m | 600m | 400m | 200m | WP | Average | |
| | | Position in running (margin) | - | 6(0.7) | 3(4.0) | 2(2.3) | 2(2.3) | 3(1.3) | 3(1.8) | 3(1.5) | 2(1.5) | | 0.40 |
| | | Sectional time (s) | 0.89 | 13.72 | 13.63 | 14.68 | 14.29 | 13.61 | 13.33 | 13.80 | 14.30 | | |
| | | Cumulative time (s) | 112.25 | 111.36 | 97.64 | 84.01 | 69.33 | 55.04 | 41.43 | 28.10 | 14.30 | 1:52.25 | |
| | | Speed (m/s) | 10.10 | 14.58 | 14.67 | 13.62 | 14.00 | 14.70 | 15.00 | 14.49 | 13.99 | 14.33 | |
| | | Stride length (m) | 5.00 | 5.79 | 6.12 | 5.88 | 5.95 | 6.08 | 6.18 | 6.09 | 5.75 | 5.97 | |
| | | Stride duration (s) | 0.406 | 0.397 | 0.417 | 0.432 | 0.425 | 0.414 | 0.412 | 0.420 | 0.411 | 0.417 | |
| | | Stride efficiency (%) | 39.07 | 52.44 | 58.61 | 54.02 | 55.34 | 57.86 | 59.68 | 57.88 | 51.70 | 55.71 | |
| | | Stride count | 1.80 | 34.53 | 32.66 | 34.02 | 33.61 | 32.87 | 32.36 | 32.86 | 34.77 | 269.48 | |

10 m Stride length



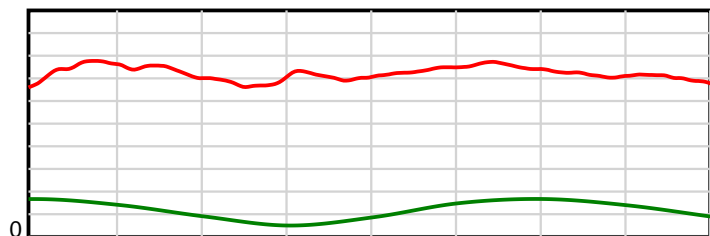
1609 m Finish

0.6 s Stride duration



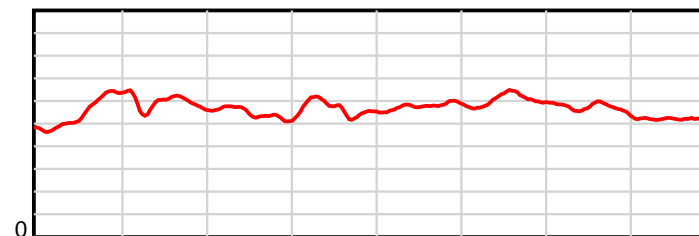
1609 m Finish

20 m/sec Speed



1609 m Finish

100 % Stride efficiency



1609 m Finish

Note: Horizontal distance axis grid lines are 200m furlongs.

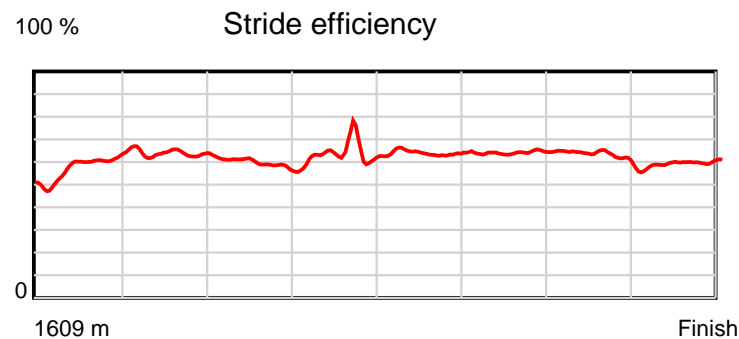
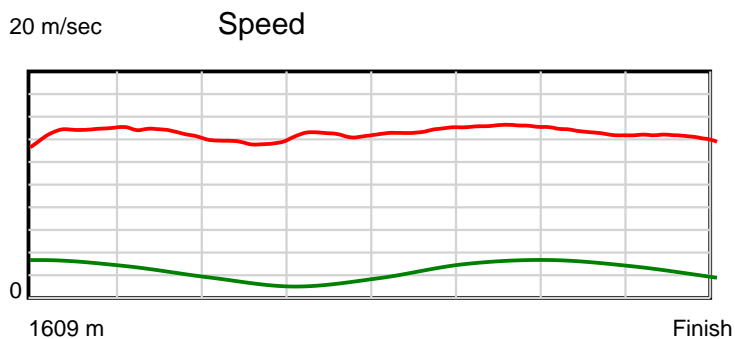
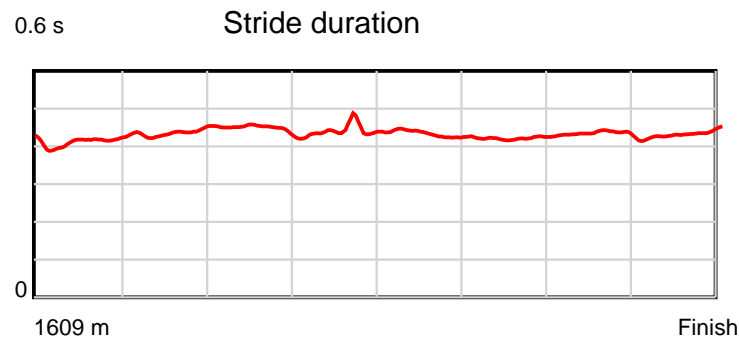
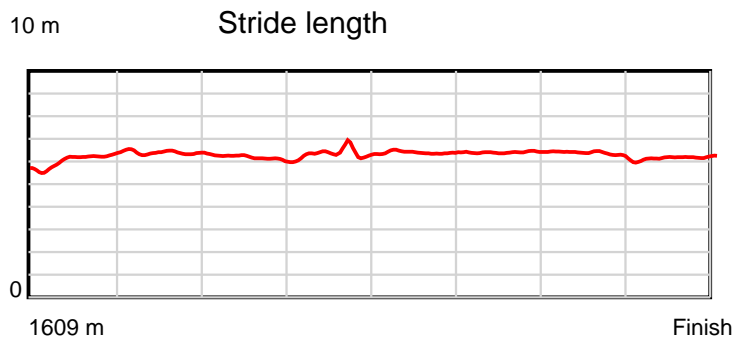
Disclaimer.

HRNZ and NZMTC and Thoroughbred Ratings Pty Ltd accepts no responsibility for the completeness or accuracy of any of the information contained herein, and makes no representations about its suitability for any particular purpose. Users should make their own judgements about those matters and/or seek independent advice. You assume all risks associated with use of the data provided on this page.

Race Results

February 10, 2023, Race 4, NZB STANDARDBRED YEARLING SALE 19-22 FEB FFA (MOBILE PACE), Distance 1609m, Addington - Survey 1609m

| Result | TAB no. | Horse (Barrier) | 1609 to | 1600m to | 1400m to | 1200m to | 1000m to | 800m to | 600m to | 400m to | 200m to | Total or | Margin |
|--------|---------|------------------------------|--------------|--------------|--------------|--------------|-------------|-------------|-------------|-------------|-----------|----------------|--------|
| 3rd | 5 | Henry Hubert (5) | 1600m | 1400m | 1200m | 1000m | 800m | 600m | 400m | 200m | WP | Average | |
| | | Position in running (margin) | - | 3(0.4) | 4(5.3) | 3(4.5) | 5(4.6) | 4(2.8) | 4(2.7) | 4(3.0) | 4(3.2) | | 0.70 |
| | | Sectional time (s) | 0.77 | 13.98 | 13.77 | 14.71 | 14.15 | 13.53 | 13.42 | 13.83 | 14.14 | | |
| | | Cumulative time (s) | 112.30 | 111.53 | 97.55 | 83.78 | 69.07 | 54.92 | 41.39 | 27.97 | 14.14 | 1:52.30 | |
| | | Speed (m/s) | 11.67 | 14.31 | 14.52 | 13.60 | 14.13 | 14.78 | 14.90 | 14.46 | 14.14 | 14.33 | |
| | | Stride length (m) | 5.16 | 5.88 | 6.35 | 6.07 | 6.21 | 6.40 | 6.29 | 6.26 | 6.15 | 6.19 | |
| | | Stride duration (s) | 0.414 | 0.411 | 0.437 | 0.447 | 0.439 | 0.433 | 0.422 | 0.433 | 0.435 | 0.432 | |
| | | Stride efficiency (%) | 41.68 | 54.10 | 63.03 | 57.64 | 60.28 | 63.98 | 61.77 | 61.23 | 59.16 | 59.90 | |
| | | Stride count | 1.74 | 33.99 | 31.49 | 32.93 | 32.20 | 31.26 | 31.81 | 31.95 | 32.51 | 259.88 | |



Note: Horizontal distance axis grid lines are 200m furlongs.

Disclaimer.

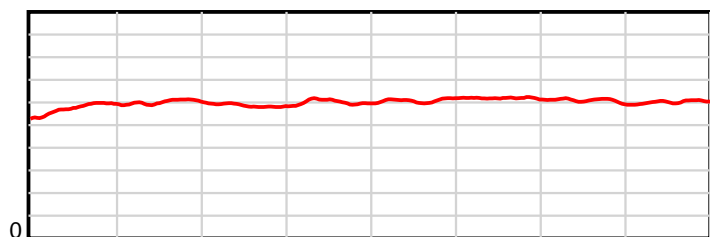
HRNZ and NZMTC and Thoroughbred Ratings Pty Ltd accepts no responsibility for the completeness or accuracy of any of the information contained herein, and makes no representations about its suitability for any particular purpose. Users should make their own judgements about those matters and/or seek independent advice. You assume all risks associated with use of the data provided on this page.

Race Results

February 10, 2023, Race 4, NZB STANDARD BRED YEARLING SALE 19-22 FEB FFA (MOBILE PACE), Distance 1609m, Addington - Survey 1609m

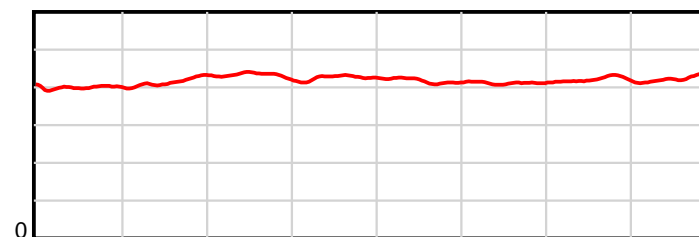
| Result | TAB no. | Horse (Barrier) | 1609 to | 1600m to | 1400m to | 1200m to | 1000m to | 800m to | 600m to | 400m to | 200m to | Total or | Margin |
|--------|---------|------------------------------|---------|----------|----------|----------|----------|---------|---------|---------|---------|----------|--------|
| 4th | 3 | Laver (3) | 1600m | 1400m | 1200m | 1000m | 800m | 600m | 400m | 200m | WP | Average | |
| | | Position in running (margin) | - | 4(0.6) | 5(5.4) | 4(4.7) | 4(4.5) | 5(2.9) | 5(3.7) | 5(4.3) | 5(4.0) | | 1.60 |
| | | Sectional time (s) | 0.83 | 13.97 | 13.80 | 14.66 | 14.17 | 13.68 | 13.47 | 13.74 | 14.15 | | |
| | | Cumulative time (s) | 112.47 | 111.64 | 97.67 | 83.87 | 69.21 | 55.04 | 41.36 | 27.89 | 14.15 | 1:52.47 | |
| | | Speed (m/s) | 10.82 | 14.32 | 14.49 | 13.64 | 14.11 | 14.62 | 14.85 | 14.56 | 14.13 | 14.31 | |
| | | Stride length (m) | 4.78 | 5.71 | 6.03 | 5.89 | 6.01 | 6.10 | 6.11 | 6.12 | 6.05 | 5.99 | |
| | | Stride duration (s) | 0.397 | 0.399 | 0.416 | 0.432 | 0.426 | 0.417 | 0.411 | 0.420 | 0.428 | 0.419 | |
| | | Stride efficiency (%) | 35.77 | 50.91 | 56.81 | 54.24 | 56.44 | 58.10 | 58.28 | 58.51 | 57.21 | 56.07 | |
| | | Stride count | 1.88 | 35.04 | 33.17 | 33.95 | 33.28 | 32.80 | 32.75 | 32.68 | 33.05 | 268.60 | |

10 m Stride length



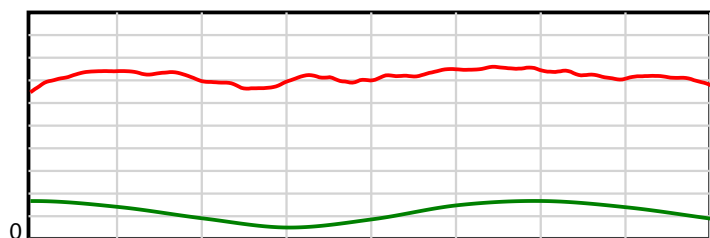
1609 m Finish

0.6 s Stride duration



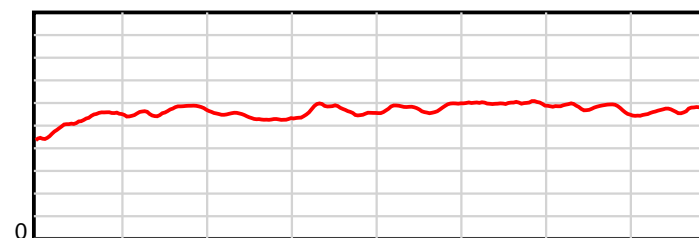
1609 m Finish

20 m/sec Speed



1609 m Finish

100 % Stride efficiency



1609 m Finish

Note: Horizontal distance axis grid lines are 200m furlongs.

Disclaimer.

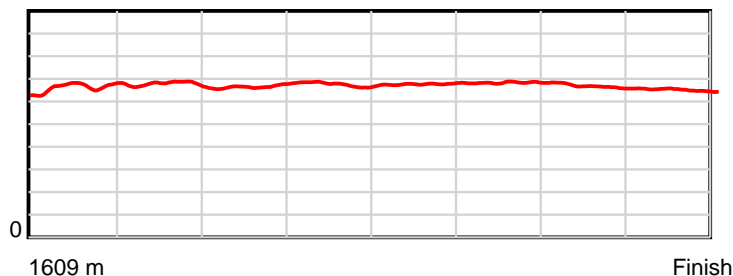
HRNZ and NZMTC and Thoroughbred Ratings Pty Ltd accepts no responsibility for the completeness or accuracy of any of the information contained herein, and makes no representations about its suitability for any particular purpose. Users should make their own judgements about those matters and/or seek independent advice. You assume all risks associated with use of the data provided on this page.

Race Results

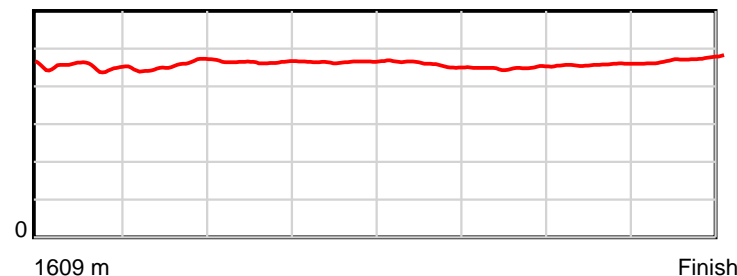
February 10, 2023, Race 4, NZB STANDARDBRED YEARLING SALE 19-22 FEB FFA (MOBILE PACE), Distance 1609m, Addington - Survey 1609m

| Result | TAB no. | Horse (Barrier) | 1609 to | 1600m to | 1400m to | 1200m to | 1000m to | 800m to | 600m to | 400m to | 200m to | Total or | Margin |
|--------|---------|------------------------------|---------|----------|----------|----------|----------|---------|---------|---------|---------|----------|--------|
| 5th | 6 | Krug (6) | 1600m | 1400m | 1200m | 1000m | 800m | 600m | 400m | 200m | WP | Average | |
| | | Position in running (margin) | - | 1(0.0) | 6(7.2) | 5(5.2) | 3(3.2) | 2(0.7) | 2(0.5) | 2(0.4) | 3(1.9) | | 1.90 |
| | | Sectional time (s) | 0.86 | 14.35 | 13.59 | 14.36 | 14.02 | 13.51 | 13.37 | 14.03 | 14.43 | | |
| | | Cumulative time (s) | 112.52 | 111.66 | 97.31 | 83.72 | 69.36 | 55.34 | 41.83 | 28.46 | 14.43 | 1:52.52 | |
| | | Speed (m/s) | 10.45 | 13.94 | 14.72 | 13.93 | 14.27 | 14.80 | 14.96 | 14.26 | 13.86 | 14.30 | |
| | | Stride length (m) | 5.70 | 6.28 | 6.73 | 6.46 | 6.63 | 6.76 | 6.73 | 6.53 | 6.56 | 6.58 | |
| | | Stride duration (s) | 0.451 | 0.451 | 0.457 | 0.464 | 0.465 | 0.457 | 0.450 | 0.458 | 0.473 | 0.460 | |
| | | Stride efficiency (%) | 50.80 | 61.67 | 70.74 | 65.15 | 68.68 | 71.49 | 70.70 | 66.63 | 67.25 | 67.56 | |
| | | Stride count | 1.58 | 31.84 | 29.72 | 30.97 | 30.17 | 29.57 | 29.73 | 30.63 | 30.49 | 244.70 | |

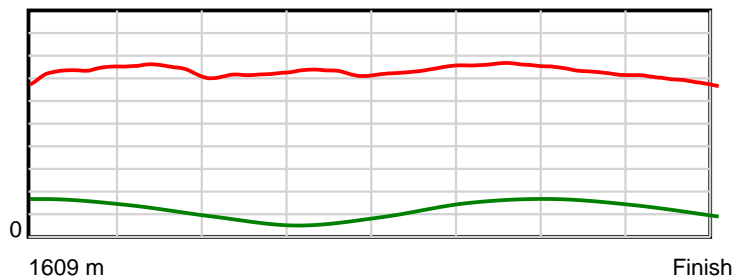
10 m Stride length



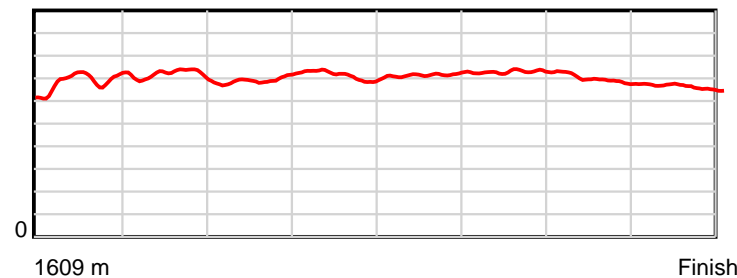
0.6 s Stride duration



20 m/sec Speed



100 % Stride efficiency



Note: Horizontal distance axis grid lines are 200m furlongs.

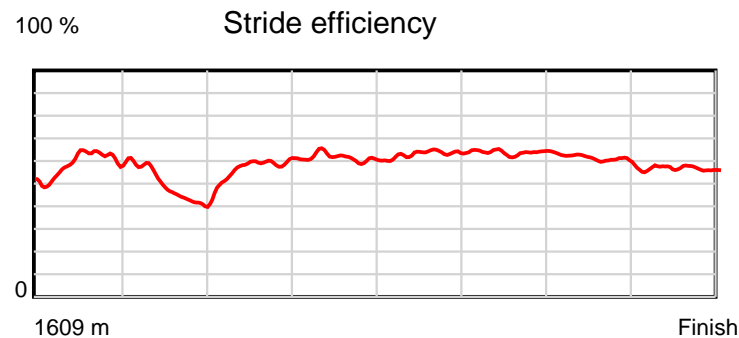
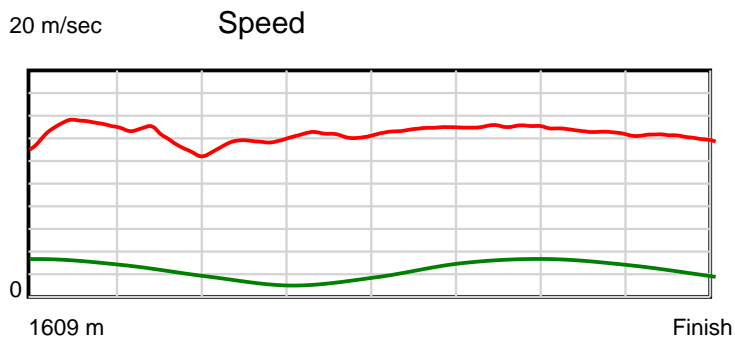
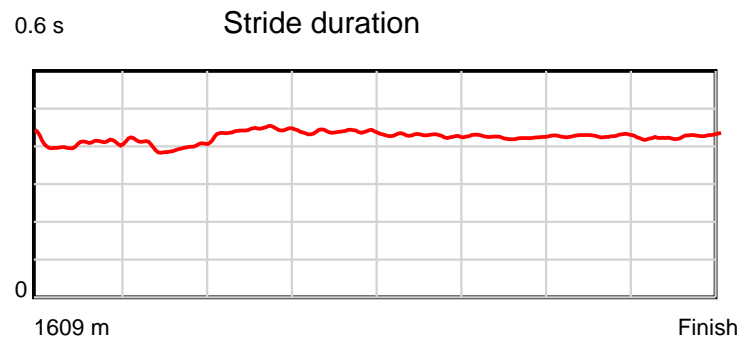
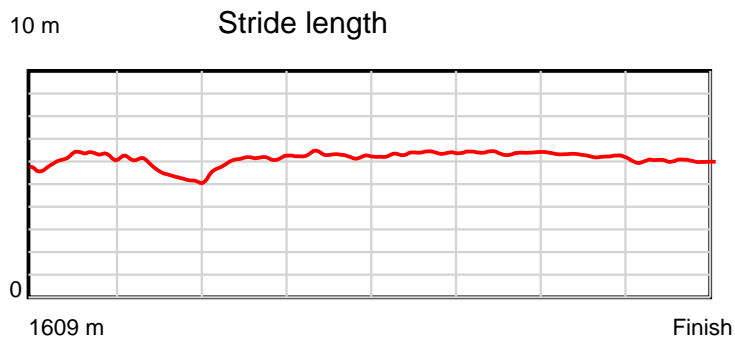
Disclaimer.

HRNZ and NZMTC and Thoroughbred Ratings Pty Ltd accepts no responsibility for the completeness or accuracy of any of the information contained herein, and makes no representations about its suitability for any particular purpose. Users should make their own judgements about those matters and/or seek independent advice. You assume all risks associated with use of the data provided on this page.

Race Results

February 10, 2023, Race 4, NZB STANDARDBRED YEARLING SALE 19-22 FEB FFA (MOBILE PACE), Distance 1609m, Addington - Survey 1609m

| Result | TAB no. | Horse (Barrier) | 1609 to | 1600m to | 1400m to | 1200m to | 1000m to | 800m to | 600m to | 400m to | 200m to | Total or | Margin |
|--------|---------|------------------------------|---------|----------|----------|----------|----------|---------|---------|---------|---------|----------|--------|
| 6th | 2 | Macandrew Avia... (2) | 1600m | 1400m | 1200m | 1000m | 800m | 600m | 400m | 200m | WP | Average | |
| | | Position in running (margin) | - | 2(0.1) | 2(2.0) | 6(6.1) | 6(7.0) | 6(5.0) | 6(4.6) | 6(5.6) | 6(6.1) | | 3.80 |
| | | Sectional time (s) | 0.82 | 13.48 | 14.59 | 14.84 | 14.12 | 13.47 | 13.55 | 13.87 | 14.11 | | |
| | | Cumulative time (s) | 112.85 | 112.03 | 98.55 | 83.96 | 69.12 | 55.00 | 41.53 | 27.98 | 14.11 | 1:52.85 | |
| | | Speed (m/s) | 10.96 | 14.84 | 13.71 | 13.48 | 14.16 | 14.85 | 14.76 | 14.42 | 14.17 | 14.26 | |
| | | Stride length (m) | 5.37 | 6.02 | 5.49 | 5.97 | 6.21 | 6.36 | 6.27 | 6.16 | 6.04 | 6.05 | |
| | | Stride duration (s) | 0.398 | 0.406 | 0.400 | 0.443 | 0.439 | 0.428 | 0.424 | 0.427 | 0.426 | 0.424 | |
| | | Stride efficiency (%) | 45.10 | 56.72 | 47.03 | 55.76 | 60.34 | 63.14 | 61.35 | 59.21 | 56.92 | 57.17 | |
| | | Stride count | 1.68 | 33.20 | 36.46 | 33.48 | 32.18 | 31.46 | 31.92 | 32.49 | 33.14 | 266.01 | |



Note: Horizontal distance axis grid lines are 200m furlongs.

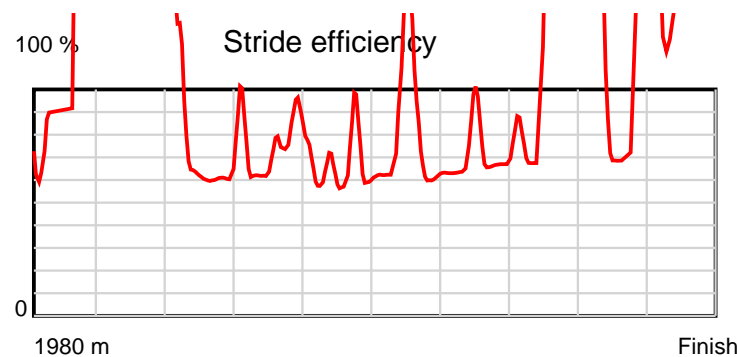
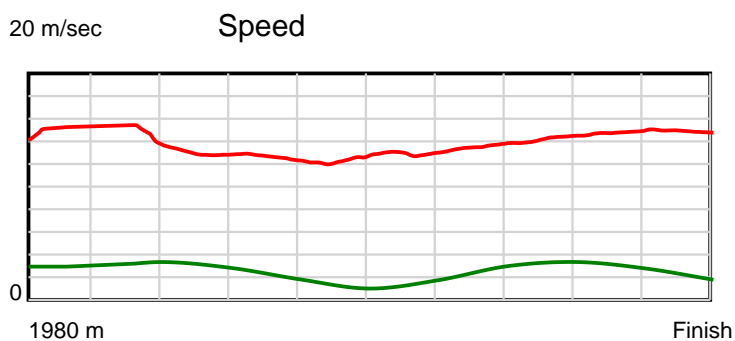
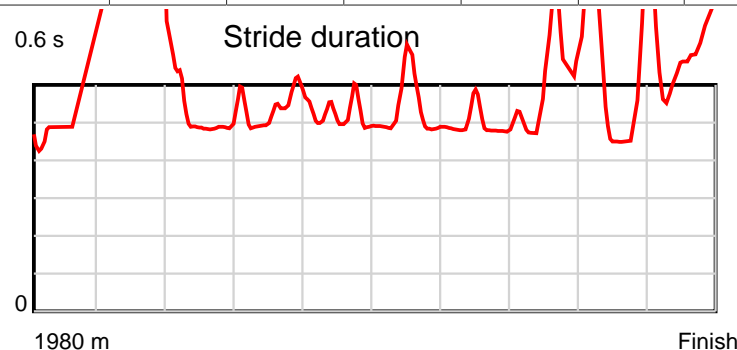
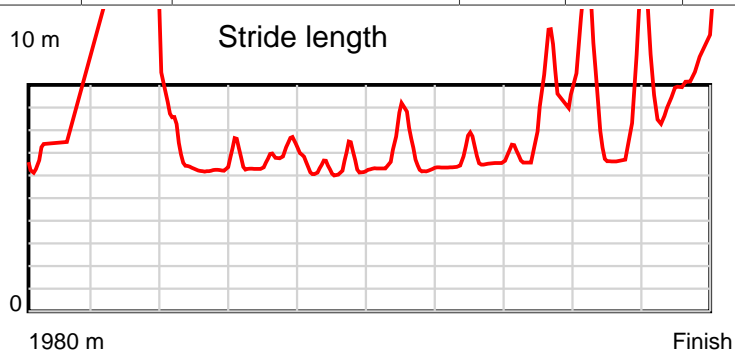
Disclaimer.

HRNZ and NZMTC and Thoroughbred Ratings Pty Ltd accepts no responsibility for the completeness or accuracy of any of the information contained herein, and makes no representations about its suitability for any particular purpose. Users should make their own judgements about those matters and/or seek independent advice. You assume all risks associated with use of the data provided on this page.

Race Results

February 10, 2023, Race 5, AVON CITY FORD MOBILE PACE, Distance 1980m, Addington - Survey 1980m

| Result | TAB no. | Horse (Barrier) | 1980 to | 1800m to | 1600m to | 1400m to | 1200m to | 1000m to | 800m to | 600m to | 400m to | 200m to | Total or | Margin |
|--------|---------|------------------------------|--------------|--------------|--------------|--------------|--------------|-------------|-------------|-------------|-------------|-----------|----------------|--------|
| 1st | 8 | The Falcon (7) | 1800m | 1600m | 1400m | 1200m | 1000m | 800m | 600m | 400m | 200m | WP | Average | |
| | | Position in running (margin) | - | 3(1.0) | 1(0.0) | 1(0.0) | 1(0.0) | 1(0.0) | 1(0.0) | 1(0.0) | 1(0.0) | 1(0.0) | | 0.00 |
| | | Sectional time (s) | 11.60 | 14.17 | 15.55 | 15.90 | 16.23 | 15.60 | 14.76 | 14.16 | 13.57 | 13.48 | | |
| | | Cumulative time (s) | 145.02 | 133.42 | 119.25 | 103.70 | 87.80 | 71.57 | 55.97 | 41.21 | 27.05 | 13.48 | 2:25.02 | |
| | | Speed (m/s) | 15.51 | 14.11 | 12.86 | 12.58 | 12.32 | 12.82 | 13.55 | 14.12 | 14.74 | 14.84 | 13.65 | |
| | | Stride length (m) | 10.03 | 16.31 | 6.51 | 6.58 | 6.23 | 6.58 | 6.74 | 7.59 | 8.79 | 10.32 | 7.86 | |
| | | Stride duration (s) | 0.647 | 1.156 | 0.506 | 0.523 | 0.506 | 0.513 | 0.497 | 0.537 | 0.597 | 0.696 | 0.576 | |
| | | Stride efficiency (%) | 157.35 | 415.76 | 66.23 | 67.70 | 60.74 | 67.64 | 70.98 | 90.04 | 120.83 | 166.36 | 96.52 | |
| | | Stride count | 17.94 | 12.26 | 30.72 | 30.39 | 32.08 | 30.40 | 29.67 | 26.35 | 22.74 | 19.38 | 251.93 | |



Note: Horizontal distance axis grid lines are 200m furlongs.

Disclaimer.

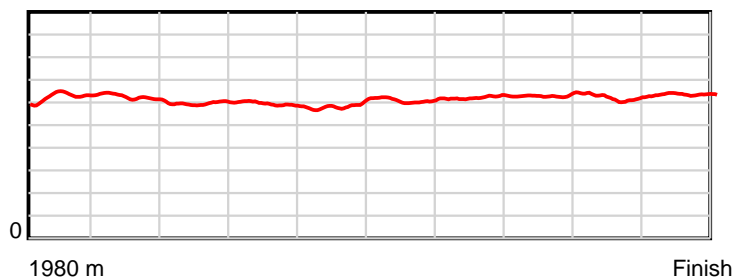
HRNZ and NZMTC and Thoroughbred Ratings Pty Ltd accepts no responsibility for the completeness or accuracy of any of the information contained herein, and makes no representations about its suitability for any particular purpose. Users should make their own judgements about those matters and/or seek independent advice. You assume all risks associated with use of the data provided on this page.

Race Results

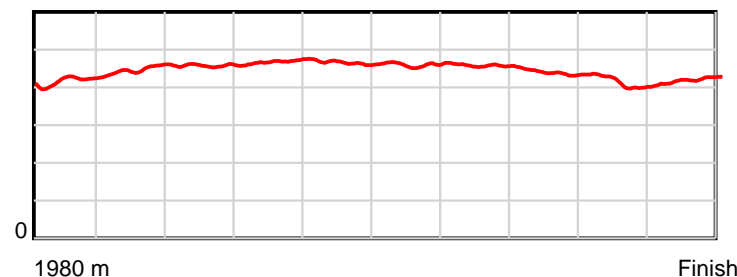
February 10, 2023, Race 5, AVON CITY FORD MOBILE PACE, Distance 1980m, Addington - Survey 1980m

| Result | TAB no. | Horse (Barrier) | 1980 to | 1800m to | 1600m to | 1400m to | 1200m to | 1000m to | 800m to | 600m to | 400m to | 200m to | Total or | Margin |
|--------|---------|------------------------------|---------|----------|----------|----------|----------|----------|---------|---------|---------|---------|----------|--------|
| 2nd | 6 | All By Myself (6) | 1800m | 1600m | 1400m | 1200m | 1000m | 800m | 600m | 400m | 200m | WP | Average | |
| | | Position in running (margin) | - | 6(4.0) | 6(5.5) | 5(6.0) | 5(5.5) | 5(3.9) | 4(3.1) | 4(2.9) | 4(2.9) | 4(2.2) | | 0.40 |
| | | Sectional time (s) | 12.05 | 14.60 | 15.64 | 15.80 | 15.98 | 15.46 | 14.72 | 14.16 | 13.46 | 13.22 | | |
| | | Cumulative time (s) | 145.09 | 133.04 | 118.44 | 102.80 | 87.00 | 71.02 | 55.56 | 40.84 | 26.68 | 13.22 | 2:25.09 | |
| | | Speed (m/s) | 14.93 | 13.70 | 12.79 | 12.66 | 12.52 | 12.94 | 13.59 | 14.12 | 14.86 | 15.13 | 13.65 | |
| | | Stride length (m) | 6.24 | 6.12 | 5.85 | 5.92 | 5.82 | 5.96 | 6.21 | 6.19 | 6.13 | 6.36 | 6.07 | |
| | | Stride duration (s) | 0.417 | 0.447 | 0.457 | 0.468 | 0.465 | 0.461 | 0.457 | 0.438 | 0.412 | 0.421 | 0.445 | |
| | | Stride efficiency (%) | 60.75 | 58.57 | 53.51 | 54.83 | 52.95 | 55.45 | 60.33 | 59.84 | 58.63 | 63.25 | 57.64 | |
| | | Stride count | 28.87 | 32.67 | 34.18 | 33.76 | 34.36 | 33.58 | 32.19 | 32.32 | 32.65 | 31.44 | 326.02 | |

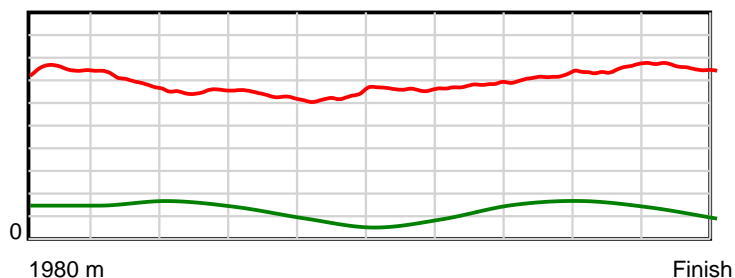
10 m Stride length



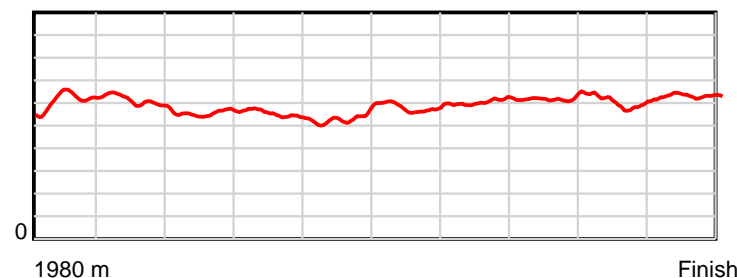
0.6 s Stride duration



20 m/sec Speed



100 % Stride efficiency



Note: Horizontal distance axis grid lines are 200m furlongs.

Disclaimer.

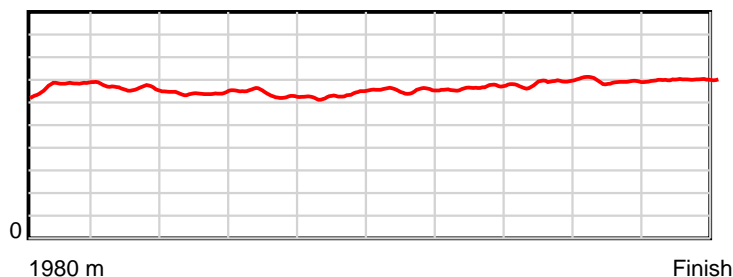
HRNZ and NZMTC and Thoroughbred Ratings Pty Ltd accepts no responsibility for the completeness or accuracy of any of the information contained herein, and makes no representations about its suitability for any particular purpose. Users should make their own judgements about those matters and/or seek independent advice. You assume all risks associated with use of the data provided on this page.

Race Results

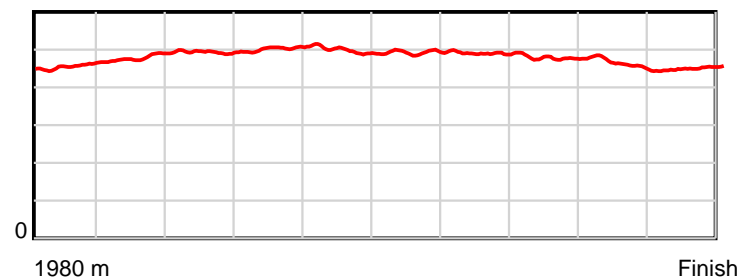
February 10, 2023, Race 5, AVON CITY FORD MOBILE PACE, Distance 1980m, Addington - Survey 1980m

| Result | TAB no. | Horse (Barrier) | 1980 to | 1800m to | 1600m to | 1400m to | 1200m to | 1000m to | 800m to | 600m to | 400m to | 200m to | Total or | Margin |
|--------|---------|------------------------------|---------|----------|----------|----------|----------|----------|---------|---------|---------|---------|----------|--------|
| 3rd | 2 | Miki Knows (2) | 1800m | 1600m | 1400m | 1200m | 1000m | 800m | 600m | 400m | 200m | WP | Average | |
| | | Position in running (margin) | - | 7(5.0) | 7(7.5) | 7(8.6) | 7(7.8) | 7(6.2) | 6(4.6) | 6(4.6) | 6(4.4) | 6(4.7) | | 0.80 |
| | | Sectional time (s) | 12.24 | 14.76 | 15.73 | 15.76 | 15.97 | 15.33 | 14.75 | 14.13 | 13.63 | 12.86 | | |
| | | Cumulative time (s) | 145.16 | 132.92 | 118.16 | 102.43 | 86.67 | 70.70 | 55.37 | 40.62 | 26.49 | 12.86 | 2:25.16 | |
| | | Speed (m/s) | 14.70 | 13.55 | 12.71 | 12.69 | 12.52 | 13.05 | 13.56 | 14.15 | 14.67 | 15.55 | 13.64 | |
| | | Stride length (m) | 6.80 | 6.48 | 6.28 | 6.37 | 6.24 | 6.43 | 6.65 | 6.76 | 6.76 | 7.01 | 6.57 | |
| | | Stride duration (s) | 0.455 | 0.478 | 0.494 | 0.502 | 0.498 | 0.493 | 0.490 | 0.477 | 0.461 | 0.451 | 0.481 | |
| | | Stride efficiency (%) | 72.35 | 65.64 | 61.55 | 63.44 | 60.80 | 64.62 | 69.01 | 71.35 | 71.39 | 76.80 | 67.37 | |
| | | Stride count | 26.45 | 30.86 | 31.87 | 31.39 | 32.06 | 31.10 | 30.10 | 29.60 | 29.59 | 28.53 | 301.55 | |

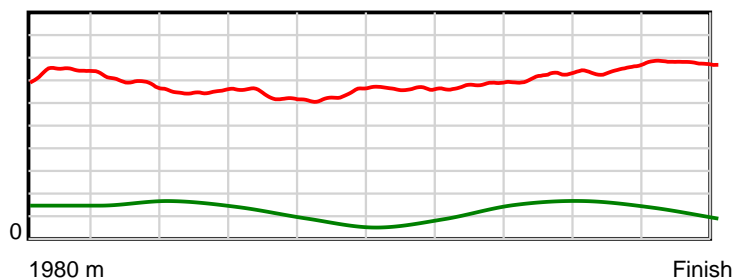
10 m Stride length



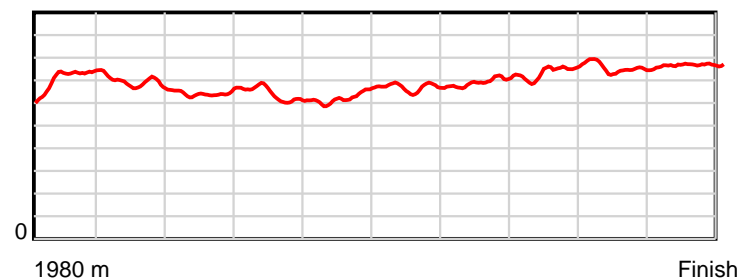
0.6 s Stride duration



20 m/sec Speed



100 % Stride efficiency



Note: Horizontal distance axis grid lines are 200m furlongs.

Disclaimer.

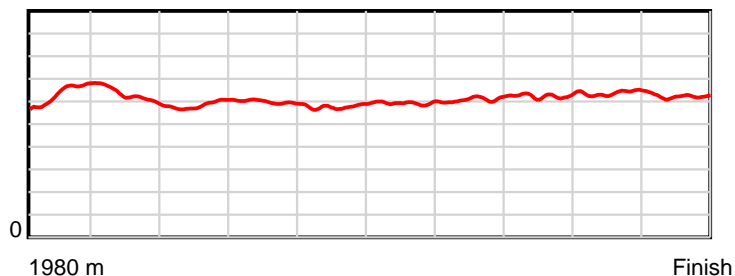
HRNZ and NZMTC and Thoroughbred Ratings Pty Ltd accepts no responsibility for the completeness or accuracy of any of the information contained herein, and makes no representations about its suitability for any particular purpose. Users should make their own judgements about those matters and/or seek independent advice. You assume all risks associated with use of the data provided on this page.

Race Results

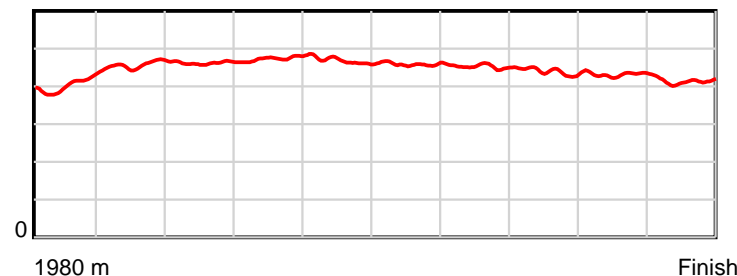
February 10, 2023, Race 5, AVON CITY FORD MOBILE PACE, Distance 1980m, Addington - Survey 1980m

| Result | TAB no. | Horse (Barrier) | 1980 to | 1800m to | 1600m to | 1400m to | 1200m to | 1000m to | 800m to | 600m to | 400m to | 200m to | Total or | Margin |
|--------|---------|------------------------------|---------|----------|----------|----------|----------|----------|---------|---------|---------|---------|----------|--------|
| 4th | 1 | McCrikey (1) | 1800m | 1600m | 1400m | 1200m | 1000m | 800m | 600m | 400m | 200m | WP | Average | |
| | | Position in running (margin) | - | 2(0.1) | 3(2.4) | 4(3.9) | 4(3.8) | 4(3.6) | 5(3.5) | 5(3.6) | 5(3.1) | 5(2.7) | | 1.40 |
| | | Sectional time (s) | 11.54 | 14.73 | 15.79 | 15.88 | 16.19 | 15.58 | 14.78 | 14.09 | 13.49 | 13.21 | | |
| | | Cumulative time (s) | 145.28 | 133.74 | 119.01 | 103.22 | 87.34 | 71.15 | 55.57 | 40.79 | 26.70 | 13.21 | 2:25.28 | |
| | | Speed (m/s) | 15.59 | 13.58 | 12.67 | 12.59 | 12.35 | 12.84 | 13.53 | 14.19 | 14.83 | 15.14 | 13.63 | |
| | | Stride length (m) | 6.41 | 6.21 | 5.85 | 5.96 | 5.78 | 5.89 | 6.12 | 6.24 | 6.39 | 6.26 | 6.10 | |
| | | Stride duration (s) | 0.403 | 0.457 | 0.462 | 0.474 | 0.468 | 0.459 | 0.452 | 0.439 | 0.431 | 0.414 | 0.448 | |
| | | Stride efficiency (%) | 64.13 | 60.24 | 53.55 | 55.60 | 52.26 | 54.22 | 58.58 | 60.76 | 63.89 | 61.28 | 58.18 | |
| | | Stride count | 28.10 | 32.21 | 34.16 | 33.53 | 34.58 | 33.95 | 32.67 | 32.07 | 31.28 | 31.94 | 324.49 | |

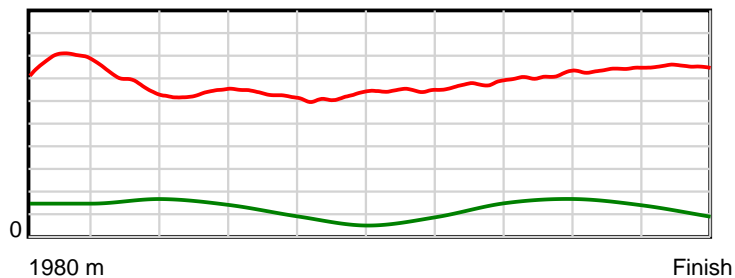
10 m Stride length



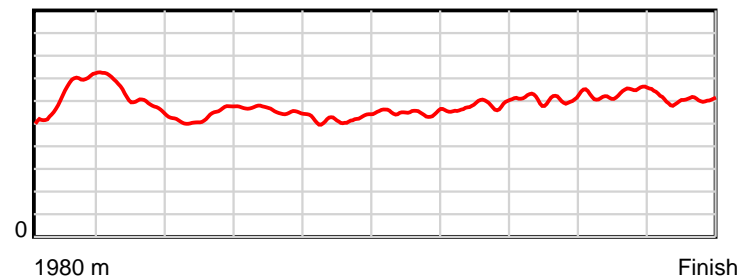
0.6 s Stride duration



20 m/sec Speed



100 % Stride efficiency



Note: Horizontal distance axis grid lines are 200m furlongs.

Disclaimer.

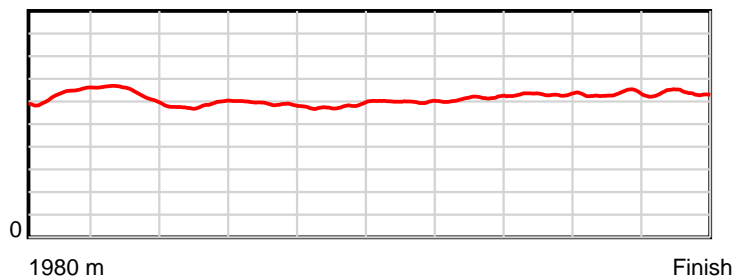
HRNZ and NZMTC and Thoroughbred Ratings Pty Ltd accepts no responsibility for the completeness or accuracy of any of the information contained herein, and makes no representations about its suitability for any particular purpose. Users should make their own judgements about those matters and/or seek independent advice. You assume all risks associated with use of the data provided on this page.

Race Results

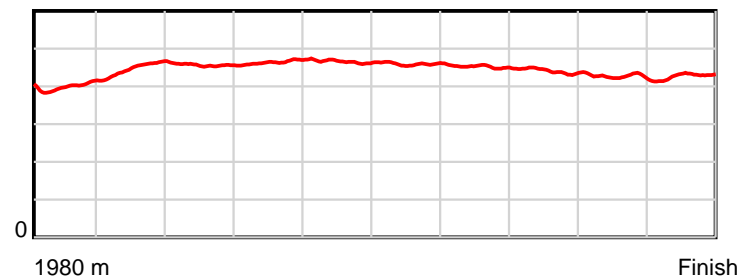
February 10, 2023, Race 5, AVON CITY FORD MOBILE PACE, Distance 1980m, Addington - Survey 1980m

| Result | TAB no. | Horse (Barrier) | 1980 to | 1800m to | 1600m to | 1400m to | 1200m to | 1000m to | 800m to | 600m to | 400m to | 200m to | Total or | Margin |
|--------|---------|------------------------------|--------------|--------------|--------------|--------------|--------------|-------------|-------------|-------------|-------------|-----------|----------------|--------|
| 4th | 5 | Glory's Delight (5) | 1800m | 1600m | 1400m | 1200m | 1000m | 800m | 600m | 400m | 200m | WP | Average | |
| | | Position in running (margin) | - | 1(0.0) | 2(0.2) | 2(2.0) | 2(1.8) | 2(1.8) | 3(1.6) | 3(2.1) | 3(1.7) | 2(1.4) | | 1.40 |
| | | Sectional time (s) | 11.35 | 14.38 | 15.85 | 15.85 | 16.23 | 15.58 | 14.83 | 14.09 | 13.52 | 13.60 | | |
| | | Cumulative time (s) | 145.28 | 133.93 | 119.55 | 103.70 | 87.85 | 71.62 | 56.04 | 41.21 | 27.12 | 13.60 | 2:25.28 | |
| | | Speed (m/s) | 15.85 | 13.91 | 12.62 | 12.62 | 12.32 | 12.84 | 13.49 | 14.19 | 14.79 | 14.71 | 13.63 | |
| | | Stride length (m) | 6.32 | 6.24 | 5.76 | 5.86 | 5.74 | 5.89 | 6.09 | 6.25 | 6.30 | 6.29 | 6.06 | |
| | | Stride duration (s) | 0.399 | 0.449 | 0.456 | 0.464 | 0.466 | 0.459 | 0.452 | 0.441 | 0.426 | 0.428 | 0.445 | |
| | | Stride efficiency (%) | 62.36 | 60.84 | 51.76 | 53.59 | 51.49 | 54.30 | 57.96 | 61.14 | 62.03 | 61.86 | 57.45 | |
| | | Stride count | 28.49 | 32.05 | 34.75 | 34.15 | 34.84 | 33.93 | 32.84 | 31.98 | 31.74 | 31.79 | 326.56 | |

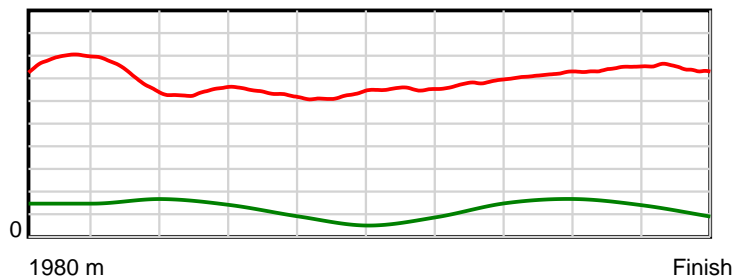
10 m Stride length



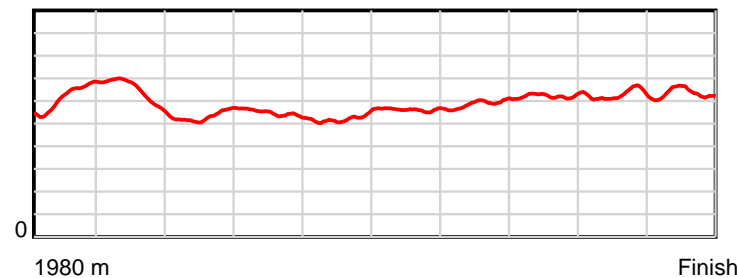
0.6 s Stride duration



20 m/sec Speed



100 % Stride efficiency



Note: Horizontal distance axis grid lines are 200m furlongs.

Disclaimer.

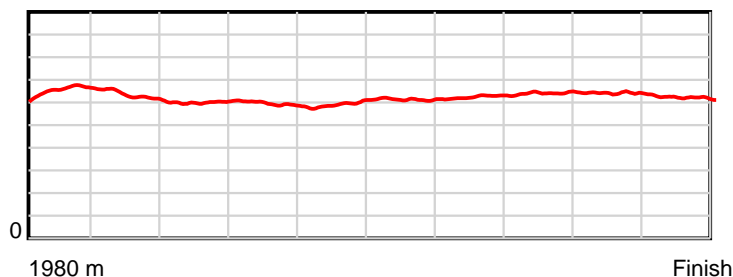
HRNZ and NZMTC and Thoroughbred Ratings Pty Ltd accepts no responsibility for the completeness or accuracy of any of the information contained herein, and makes no representations about its suitability for any particular purpose. Users should make their own judgements about those matters and/or seek independent advice. You assume all risks associated with use of the data provided on this page.

Race Results

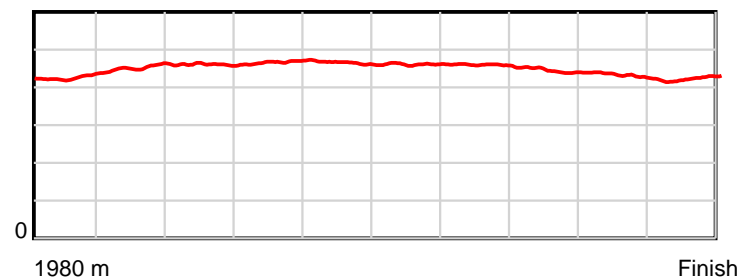
February 10, 2023, Race 5, AVON CITY FORD MOBILE PACE, Distance 1980m, Addington - Survey 1980m

| Result | TAB no. | Horse (Barrier) | 1980 to | 1800m to | 1600m to | 1400m to | 1200m to | 1000m to | 800m to | 600m to | 400m to | 200m to | Total or | Margin |
|--------|---------|------------------------------|--------------|--------------|--------------|--------------|--------------|-------------|-------------|-------------|-------------|-----------|----------------|--------|
| 6th | 4 | Winegum (4) | 1800m | 1600m | 1400m | 1200m | 1000m | 800m | 600m | 400m | 200m | WP | Average | |
| | | Position in running (margin) | - | 4(2.0) | 4(3.4) | 3(3.8) | 3(3.1) | 3(2.3) | 2(1.4) | 2(1.5) | 2(1.0) | 3(1.4) | | 2.60 |
| | | Sectional time (s) | 11.73 | 14.59 | 15.61 | 15.78 | 16.08 | 15.46 | 14.77 | 14.07 | 13.65 | 13.74 | | |
| | | Cumulative time (s) | 145.48 | 133.75 | 119.16 | 103.55 | 87.77 | 71.69 | 56.23 | 41.46 | 27.39 | 13.74 | 2:25.48 | |
| | | Speed (m/s) | 15.34 | 13.71 | 12.81 | 12.67 | 12.44 | 12.94 | 13.54 | 14.21 | 14.65 | 14.56 | 13.61 | |
| | | Stride length (m) | 6.58 | 6.20 | 5.89 | 5.92 | 5.78 | 5.96 | 6.22 | 6.31 | 6.33 | 6.16 | 6.12 | |
| | | Stride duration (s) | 0.426 | 0.452 | 0.460 | 0.467 | 0.465 | 0.461 | 0.459 | 0.444 | 0.432 | 0.424 | 0.450 | |
| | | Stride efficiency (%) | 67.70 | 60.07 | 54.23 | 54.68 | 52.28 | 55.60 | 60.39 | 62.25 | 62.53 | 59.38 | 58.58 | |
| | | Stride count | 27.35 | 32.26 | 33.95 | 33.81 | 34.58 | 33.53 | 32.17 | 31.69 | 31.62 | 32.44 | 323.40 | |

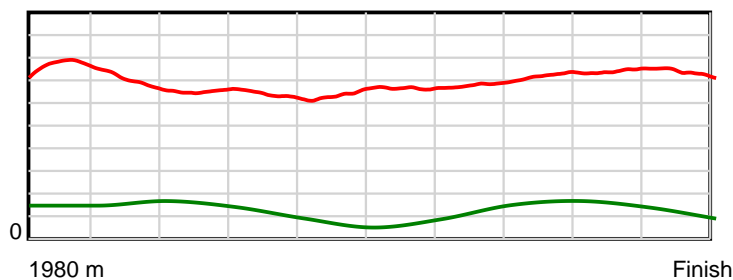
10 m Stride length



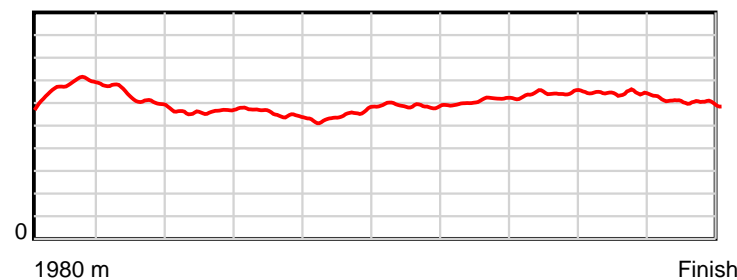
0.6 s Stride duration



20 m/sec Speed



100 % Stride efficiency



Note: Horizontal distance axis grid lines are 200m furlongs.

Disclaimer.

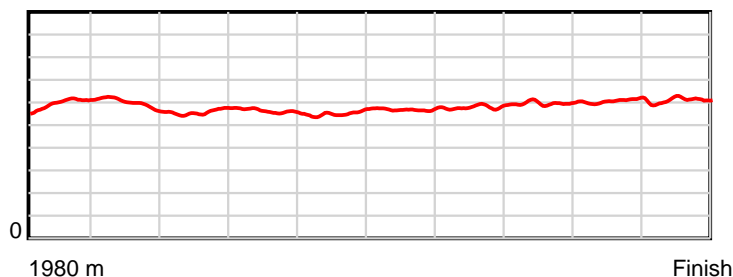
HRNZ and NZMTC and Thoroughbred Ratings Pty Ltd accepts no responsibility for the completeness or accuracy of any of the information contained herein, and makes no representations about its suitability for any particular purpose. Users should make their own judgements about those matters and/or seek independent advice. You assume all risks associated with use of the data provided on this page.

Race Results

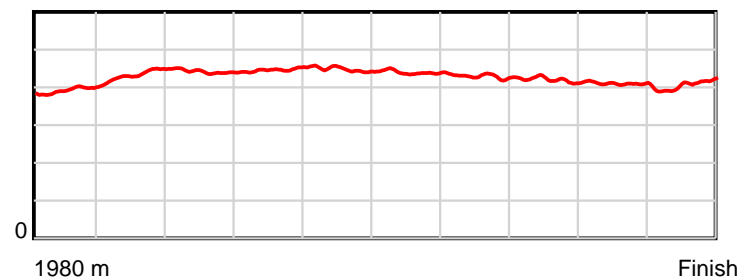
February 10, 2023, Race 5, AVON CITY FORD MOBILE PACE, Distance 1980m, Addington - Survey 1980m

| Result | TAB no. | Horse (Barrier) | 1980 to | 1800m to | 1600m to | 1400m to | 1200m to | 1000m to | 800m to | 600m to | 400m to | 200m to | Total or | Margin |
|--------|---------|------------------------------|---------|----------|----------|----------|----------|----------|---------|---------|---------|---------|----------|--------|
| 7th | 3 | Evangelist (3) | 1800m | 1600m | 1400m | 1200m | 1000m | 800m | 600m | 400m | 200m | WP | Average | |
| | | Position in running (margin) | - | 5(2.2) | 5(4.3) | 6(6.4) | 6(6.2) | 6(5.5) | 7(4.8) | 7(5.1) | 7(5.1) | 7(4.8) | | 3.30 |
| | | Sectional time (s) | 11.80 | 14.70 | 15.89 | 15.87 | 16.11 | 15.48 | 14.82 | 14.15 | 13.53 | 13.26 | | |
| | | Cumulative time (s) | 145.61 | 133.81 | 119.11 | 103.22 | 87.35 | 71.24 | 55.76 | 40.94 | 26.79 | 13.26 | 2:25.61 | |
| | | Speed (m/s) | 15.25 | 13.61 | 12.59 | 12.60 | 12.41 | 12.92 | 13.50 | 14.13 | 14.78 | 15.08 | 13.60 | |
| | | Stride length (m) | 6.02 | 5.90 | 5.56 | 5.62 | 5.56 | 5.68 | 5.79 | 5.93 | 6.06 | 6.13 | 5.82 | |
| | | Stride duration (s) | 0.392 | 0.434 | 0.442 | 0.446 | 0.448 | 0.440 | 0.429 | 0.420 | 0.410 | 0.406 | 0.428 | |
| | | Stride efficiency (%) | 56.57 | 54.43 | 48.34 | 49.44 | 48.32 | 50.45 | 52.36 | 55.00 | 57.41 | 58.74 | 52.88 | |
| | | Stride count | 29.92 | 33.89 | 35.96 | 35.56 | 35.97 | 35.20 | 34.55 | 33.71 | 33.00 | 32.62 | 340.38 | |

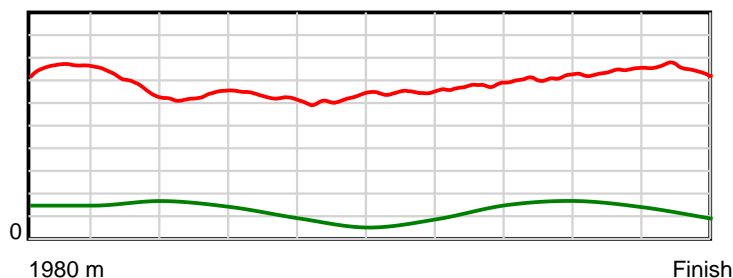
10 m Stride length



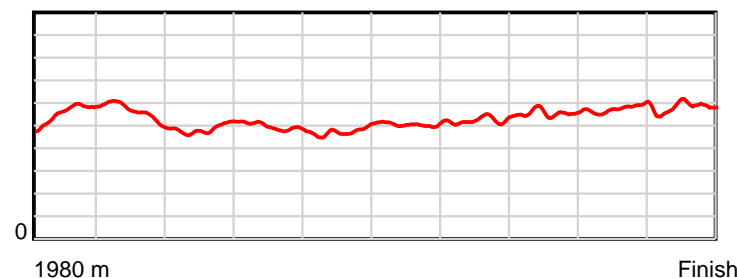
0.6 s Stride duration



20 m/sec Speed



100 % Stride efficiency



Note: Horizontal distance axis grid lines are 200m furlongs.

Disclaimer.

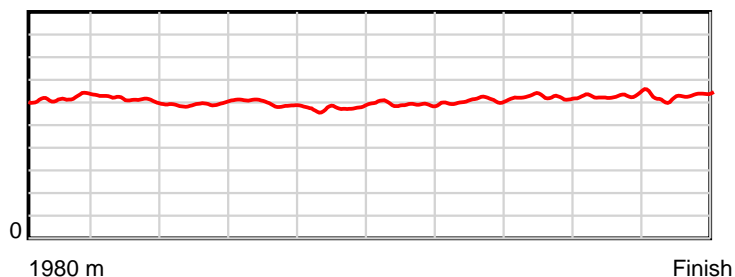
HRNZ and NZMTC and Thoroughbred Ratings Pty Ltd accepts no responsibility for the completeness or accuracy of any of the information contained herein, and makes no representations about its suitability for any particular purpose. Users should make their own judgements about those matters and/or seek independent advice. You assume all risks associated with use of the data provided on this page.

Race Results

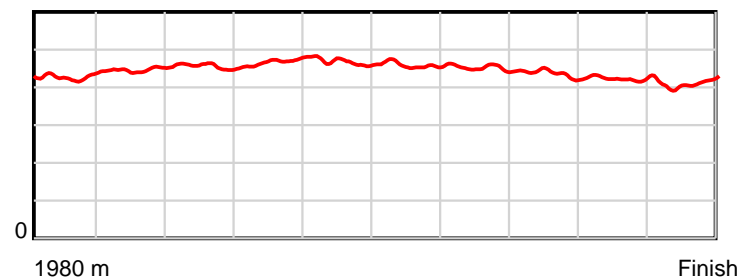
February 10, 2023, Race 5, AVON CITY FORD MOBILE PACE, Distance 1980m, Addington - Survey 1980m

| Result | TAB no. | Horse (Barrier) | 1980 to | 1800m to | 1600m to | 1400m to | 1200m to | 1000m to | 800m to | 600m to | 400m to | 200m to | Total or | Margin |
|--------|---------|------------------------------|--------------|--------------|--------------|--------------|--------------|-------------|-------------|-------------|-------------|-----------|----------------|--------|
| 8th | 9 | Warloch (8) | 1800m | 1600m | 1400m | 1200m | 1000m | 800m | 600m | 400m | 200m | WP | Average | |
| | | Position in running (margin) | - | 8(6.9) | 8(9.5) | 8(9.8) | 8(8.0) | 8(7.4) | 9(6.7) | 9(7.1) | 9(6.9) | 9(6.5) | | 3.60 |
| | | Sectional time (s) | 12.55 | 14.78 | 15.60 | 15.60 | 16.12 | 15.48 | 14.82 | 14.14 | 13.51 | 13.06 | | |
| | | Cumulative time (s) | 145.66 | 133.11 | 118.33 | 102.73 | 87.13 | 71.01 | 55.53 | 40.71 | 26.57 | 13.06 | 2:25.66 | |
| | | Speed (m/s) | 14.34 | 13.53 | 12.82 | 12.82 | 12.41 | 12.92 | 13.50 | 14.14 | 14.80 | 15.31 | 13.59 | |
| | | Stride length (m) | 6.19 | 6.04 | 5.84 | 6.01 | 5.79 | 5.93 | 6.09 | 6.16 | 6.28 | 6.29 | 6.06 | |
| | | Stride duration (s) | 0.427 | 0.446 | 0.456 | 0.468 | 0.467 | 0.459 | 0.451 | 0.436 | 0.424 | 0.411 | 0.446 | |
| | | Stride efficiency (%) | 59.90 | 56.99 | 53.37 | 56.37 | 52.44 | 55.01 | 57.93 | 59.34 | 61.69 | 61.92 | 57.35 | |
| | | Stride count | 29.07 | 33.12 | 34.22 | 33.30 | 34.52 | 33.71 | 32.85 | 32.46 | 31.83 | 31.77 | 326.85 | |

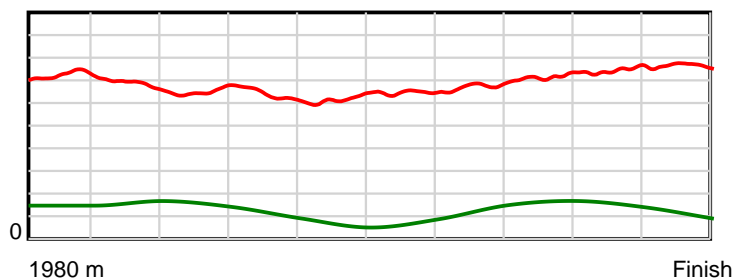
10 m Stride length



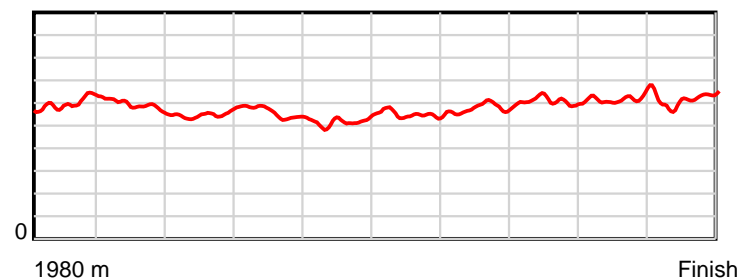
0.6 s Stride duration



20 m/sec Speed



100 % Stride efficiency



Note: Horizontal distance axis grid lines are 200m furlongs.

Disclaimer.

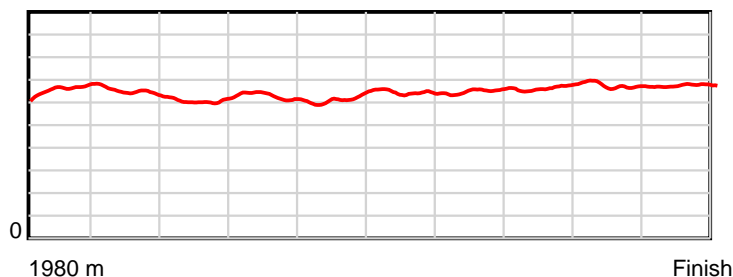
HRNZ and NZMTC and Thoroughbred Ratings Pty Ltd accepts no responsibility for the completeness or accuracy of any of the information contained herein, and makes no representations about its suitability for any particular purpose. Users should make their own judgements about those matters and/or seek independent advice. You assume all risks associated with use of the data provided on this page.

Race Results

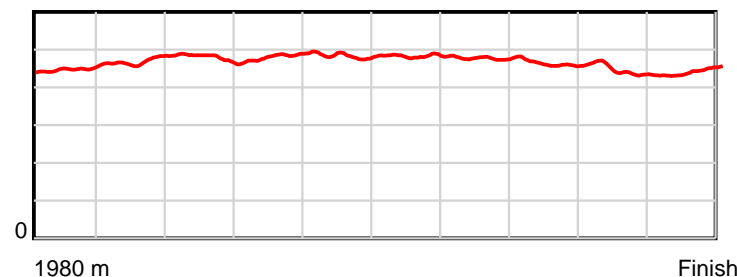
February 10, 2023, Race 5, AVON CITY FORD MOBILE PACE, Distance 1980m, Addington - Survey 1980m

| Result | TAB no. | Horse (Barrier) | 1980 to | 1800m to | 1600m to | 1400m to | 1200m to | 1000m to | 800m to | 600m to | 400m to | 200m to | Total or | Margin |
|--------|---------|------------------------------|--------------|--------------|--------------|--------------|--------------|-------------|-------------|-------------|-------------|-----------|----------------|--------|
| 9th | 10 | Captain Tom (9) | 1800m | 1600m | 1400m | 1200m | 1000m | 800m | 600m | 400m | 200m | WP | Average | |
| | | Position in running (margin) | - | 9(7.8) | 9(10.0) | 9(12.6) | 9(9.7) | 9(8.0) | 8(6.6) | 8(6.5) | 8(6.8) | 8(6.5) | | 3.80 |
| | | Sectional time (s) | 12.77 | 14.71 | 15.98 | 15.41 | 15.95 | 15.37 | 14.74 | 14.21 | 13.52 | 13.04 | | |
| | | Cumulative time (s) | 145.70 | 132.93 | 118.22 | 102.24 | 86.83 | 70.88 | 55.51 | 40.77 | 26.56 | 13.04 | 2:25.70 | |
| | | Speed (m/s) | 14.09 | 13.60 | 12.52 | 12.98 | 12.54 | 13.01 | 13.57 | 14.07 | 14.79 | 15.34 | 13.59 | |
| | | Stride length (m) | 6.60 | 6.38 | 6.01 | 6.23 | 6.07 | 6.28 | 6.48 | 6.51 | 6.57 | 6.79 | 6.38 | |
| | | Stride duration (s) | 0.447 | 0.469 | 0.480 | 0.480 | 0.484 | 0.483 | 0.477 | 0.462 | 0.444 | 0.443 | 0.469 | |
| | | Stride efficiency (%) | 67.97 | 63.53 | 56.46 | 60.62 | 57.56 | 61.58 | 65.60 | 66.15 | 67.44 | 72.05 | 63.60 | |
| | | Stride count | 27.29 | 31.37 | 33.27 | 32.11 | 32.95 | 31.86 | 30.87 | 30.74 | 30.44 | 29.45 | 310.35 | |

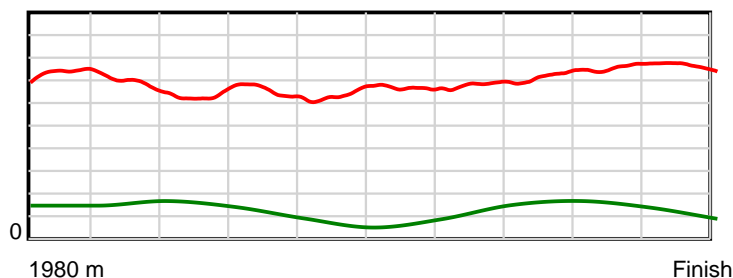
10 m Stride length



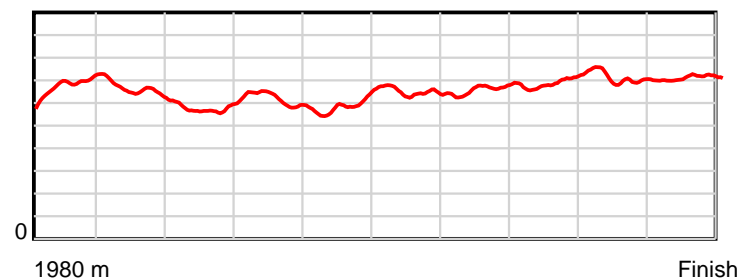
0.6 s Stride duration



20 m/sec Speed



100 % Stride efficiency



Note: Horizontal distance axis grid lines are 200m furlongs.

Disclaimer.

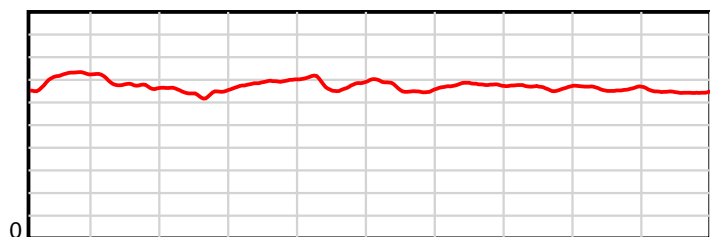
HRNZ and NZMTC and Thoroughbred Ratings Pty Ltd accepts no responsibility for the completeness or accuracy of any of the information contained herein, and makes no representations about its suitability for any particular purpose. Users should make their own judgements about those matters and/or seek independent advice. You assume all risks associated with use of the data provided on this page.

Race Results

February 10, 2023, Race 6, SPREYDON LODGE YEARLINGS 2023 MOBILE PACE, Distance 1980m, Addington - Survey 1980m

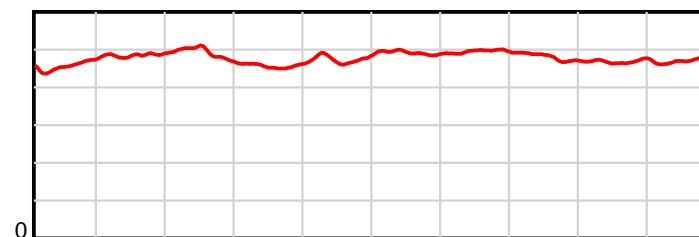
| Result | TAB no. | Horse (Barrier) | 1980 to | 1800m to | 1600m to | 1400m to | 1200m to | 1000m to | 800m to | 600m to | 400m to | 200m to | Total or | Margin |
|--------|---------|------------------------------|--------------|--------------|--------------|--------------|--------------|-------------|-------------|-------------|-------------|-----------|----------------|--------|
| 1st | 5 | Tact McLeod (5) | 1800m | 1600m | 1400m | 1200m | 1000m | 800m | 600m | 400m | 200m | WP | Average | |
| | | Position in running (margin) | - | 6(2.7) | 7(9.2) | 5(5.3) | 2(0.4) | 1(0.0) | 1(0.0) | 1(0.0) | 2(0.1) | 1(0.0) | | 0.00 |
| | | Sectional time (s) | 11.84 | 14.77 | 14.90 | 13.36 | 13.93 | 15.41 | 14.69 | 14.52 | 13.65 | 14.70 | | |
| | | Cumulative time (s) | 141.77 | 129.93 | 115.16 | 100.26 | 86.90 | 72.97 | 57.56 | 42.87 | 28.35 | 14.70 | 2:21.77 | |
| | | Speed (m/s) | 15.21 | 13.54 | 13.42 | 14.97 | 14.36 | 12.98 | 13.61 | 13.77 | 14.65 | 13.61 | 13.97 | |
| | | Stride length (m) | 7.05 | 6.58 | 6.58 | 6.84 | 6.84 | 6.38 | 6.74 | 6.59 | 6.87 | 6.46 | 6.68 | |
| | | Stride duration (s) | 0.458 | 0.486 | 0.490 | 0.457 | 0.476 | 0.492 | 0.495 | 0.478 | 0.469 | 0.475 | 0.479 | |
| | | Stride efficiency (%) | 77.71 | 67.61 | 67.61 | 73.21 | 73.14 | 63.58 | 71.07 | 67.88 | 73.67 | 65.30 | 69.82 | |
| | | Stride count | 25.52 | 30.41 | 30.41 | 29.22 | 29.23 | 31.35 | 29.66 | 30.35 | 29.13 | 30.94 | 296.22 | |

10 m Stride length



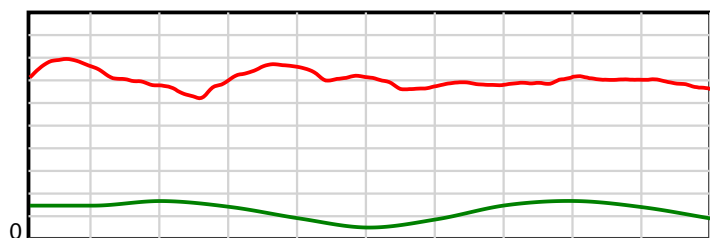
1980 m Finish

0.6 s Stride duration



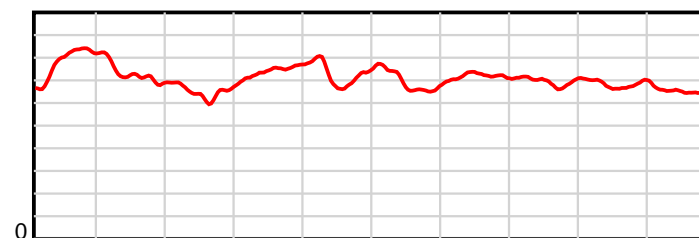
1980 m Finish

20 m/sec Speed



1980 m Finish

100 % Stride efficiency



1980 m Finish

Note: Horizontal distance axis grid lines are 200m furlongs.

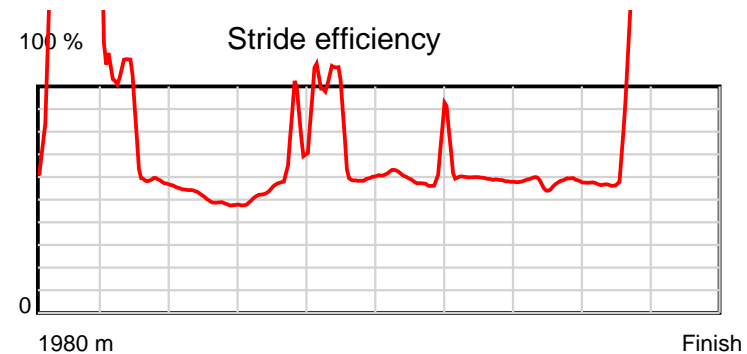
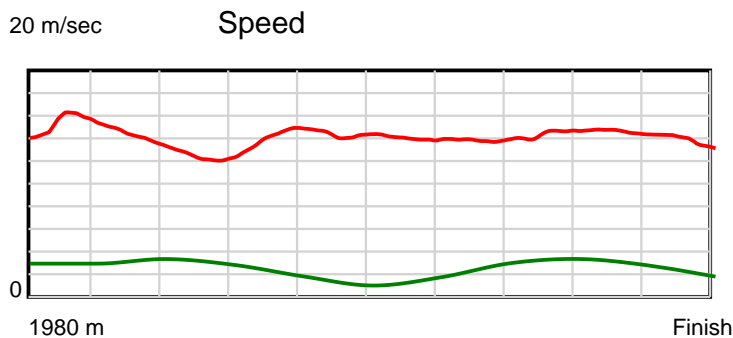
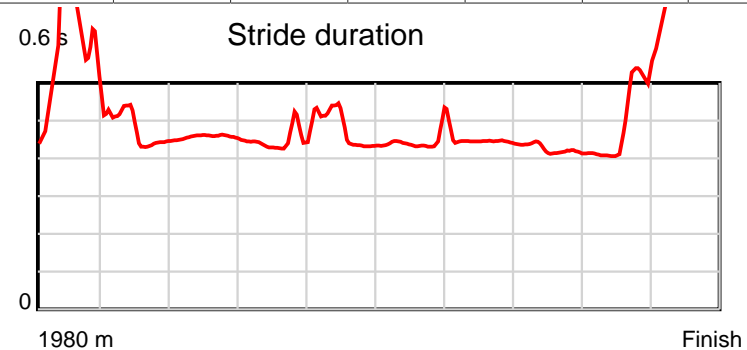
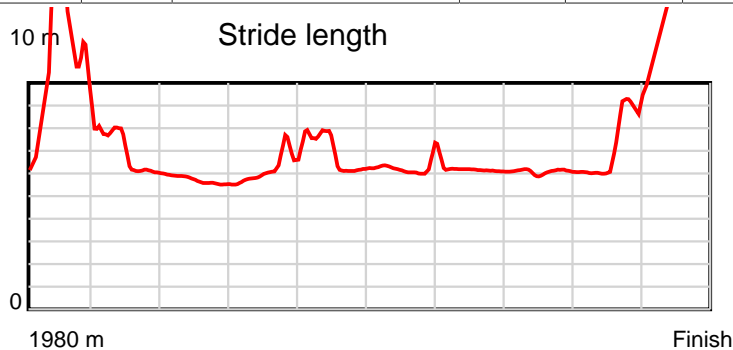
Disclaimer.

HRNZ and NZMTC and Thoroughbred Ratings Pty Ltd accepts no responsibility for the completeness or accuracy of any of the information contained herein, and makes no representations about its suitability for any particular purpose. Users should make their own judgements about those matters and/or seek independent advice. You assume all risks associated with use of the data provided on this page.

Race Results

February 10, 2023, Race 6, SPREYDON LODGE YEARLINGS 2023 MOBILE PACE, Distance 1980m, Addington - Survey 1980m

| Result | TAB no. | Horse (Barrier) | 1980 to | 1800m to | 1600m to | 1400m to | 1200m to | 1000m to | 800m to | 600m to | 400m to | 200m to | Total or | Margin |
|--------|---------|------------------------------|---------|----------|----------|----------|----------|----------|---------|---------|---------|---------|----------|--------|
| 2nd | 4 | South Seas Roc... (4) | 1800m | 1600m | 1400m | 1200m | 1000m | 800m | 600m | 400m | 200m | WP | Average | |
| | | Position in running (margin) | - | 1(0.0) | 4(3.1) | 6(5.6) | 5(6.4) | 5(8.1) | 5(4.6) | 4(2.6) | 1(0.0) | 2(0.5) | | 1.40 |
| | | Sectional time (s) | 11.42 | 14.22 | 15.95 | 14.33 | 14.27 | 14.84 | 14.36 | 14.06 | 13.75 | 14.82 | | |
| | | Cumulative time (s) | 142.02 | 130.60 | 116.38 | 100.43 | 86.10 | 71.83 | 56.99 | 42.63 | 28.57 | 14.82 | 2:22.02 | |
| | | Speed (m/s) | 15.77 | 14.06 | 12.54 | 13.96 | 14.02 | 13.48 | 13.93 | 14.22 | 14.55 | 13.50 | 13.94 | |
| | | Stride length (m) | 9.42 | 6.40 | 5.73 | 6.13 | 6.37 | 5.98 | 6.18 | 6.01 | 7.11 | 11.75 | 6.75 | |
| | | Stride duration (s) | 0.596 | 0.455 | 0.457 | 0.439 | 0.454 | 0.444 | 0.444 | 0.422 | 0.489 | 0.871 | 0.484 | |
| | | Stride efficiency (%) | 138.69 | 64.04 | 51.36 | 58.78 | 63.33 | 55.94 | 59.67 | 56.42 | 79.03 | 215.89 | 71.12 | |
| | | Stride count | 19.11 | 31.24 | 34.89 | 32.61 | 31.42 | 33.43 | 32.37 | 33.29 | 28.12 | 17.02 | 293.50 | |



Note: Horizontal distance axis grid lines are 200m furlongs.

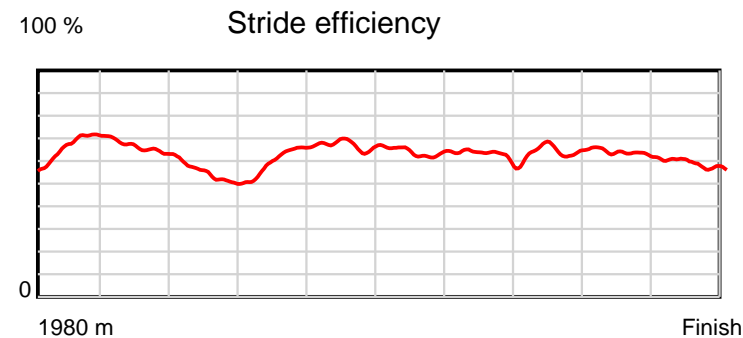
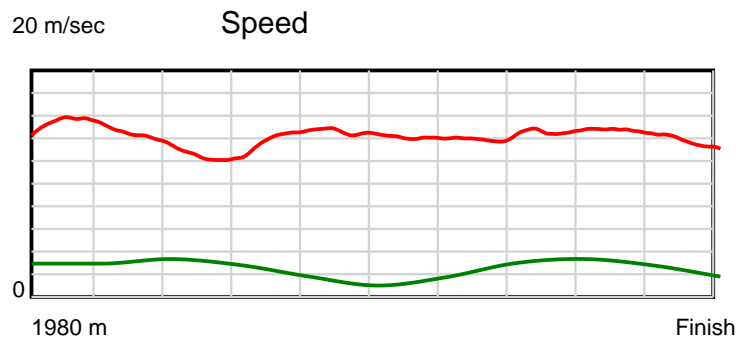
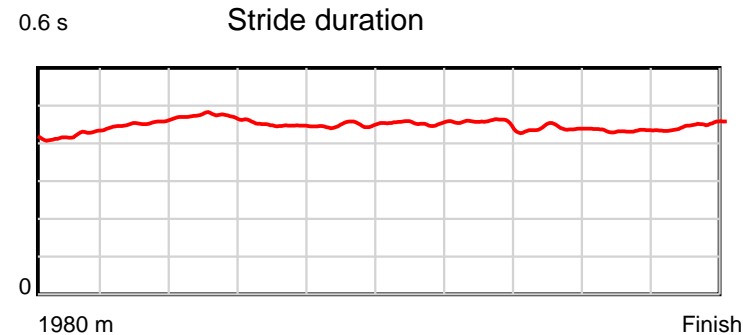
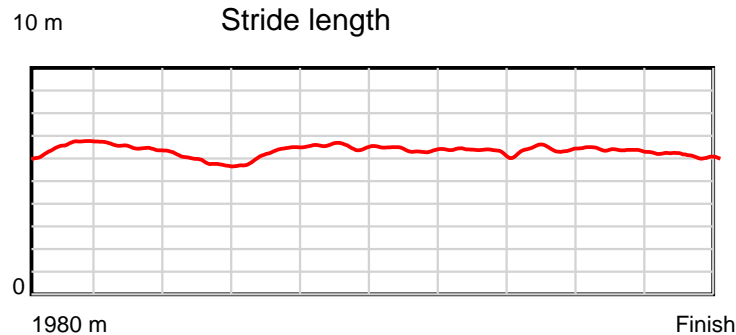
Disclaimer.

HRNZ and NZMTC and Thoroughbred Ratings Pty Ltd accepts no responsibility for the completeness or accuracy of any of the information contained herein, and makes no representations about its suitability for any particular purpose. Users should make their own judgements about those matters and/or seek independent advice. You assume all risks associated with use of the data provided on this page.

Race Results

February 10, 2023, Race 6, SPREYDON LODGE YEARLINGS 2023 MOBILE PACE, Distance 1980m, Addington - Survey 1980m

| Result | TAB no. | Horse (Barrier) | 1980 to | 1800m to | 1600m to | 1400m to | 1200m to | 1000m to | 800m to | 600m to | 400m to | 200m to | Total or | Margin |
|--------|---------|------------------------------|--------------|--------------|--------------|--------------|--------------|-------------|-------------|-------------|-------------|-----------|----------------|--------|
| 3rd | 3 | Sweet Diamond (3) | 1800m | 1600m | 1400m | 1200m | 1000m | 800m | 600m | 400m | 200m | WP | Average | |
| | | Position in running (margin) | - | 5(1.8) | 6(5.1) | 7(7.4) | 7(9.3) | 7(9.8) | 7(6.2) | 6(4.3) | 5(1.8) | 4(2.6) | | 1.80 |
| | | Sectional time (s) | 11.49 | 14.26 | 15.91 | 14.52 | 14.07 | 14.80 | 14.37 | 14.09 | 13.81 | 14.78 | | |
| | | Cumulative time (s) | 142.10 | 130.61 | 116.35 | 100.44 | 85.92 | 71.85 | 57.05 | 42.68 | 28.59 | 14.78 | 2:22.10 | |
| | | Speed (m/s) | 15.67 | 14.03 | 12.57 | 13.77 | 14.21 | 13.51 | 13.92 | 14.19 | 14.48 | 13.53 | 13.93 | |
| | | Stride length (m) | 6.56 | 6.35 | 5.94 | 6.20 | 6.37 | 6.13 | 6.30 | 6.25 | 6.27 | 6.07 | 6.24 | |
| | | Stride duration (s) | 0.421 | 0.453 | 0.473 | 0.450 | 0.449 | 0.454 | 0.453 | 0.440 | 0.433 | 0.449 | 0.448 | |
| | | Stride efficiency (%) | 67.18 | 63.00 | 55.15 | 60.05 | 63.50 | 58.75 | 62.09 | 61.11 | 61.42 | 57.66 | 60.81 | |
| | | Stride count | 27.45 | 31.50 | 33.67 | 32.26 | 31.37 | 32.62 | 31.73 | 31.98 | 31.90 | 32.92 | 317.40 | |



Note: Horizontal distance axis grid lines are 200m furlongs.

Disclaimer.

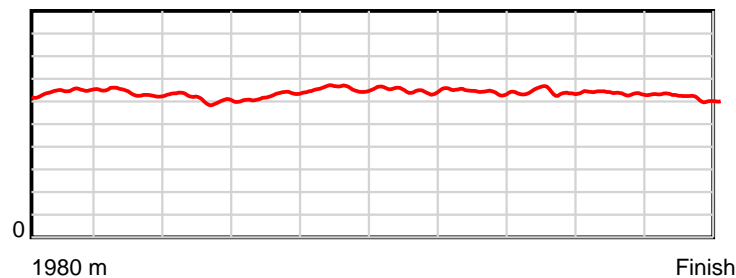
HRNZ and NZMTC and Thoroughbred Ratings Pty Ltd accepts no responsibility for the completeness or accuracy of any of the information contained herein, and makes no representations about its suitability for any particular purpose. Users should make their own judgements about those matters and/or seek independent advice. You assume all risks associated with use of the data provided on this page.

Race Results

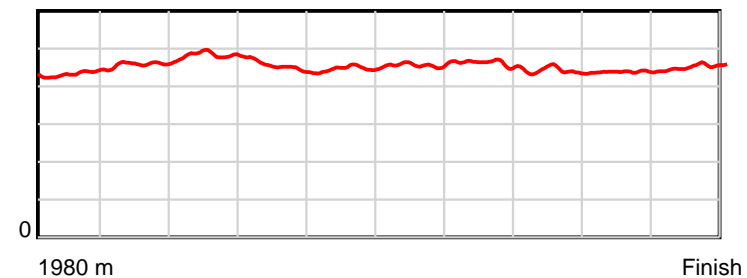
February 10, 2023, Race 6, SPREYDON LODGE YEARLINGS 2023 MOBILE PACE, Distance 1980m, Addington - Survey 1980m

| Result | TAB no. | Horse (Barrier) | 1980 to | 1800m to | 1600m to | 1400m to | 1200m to | 1000m to | 800m to | 600m to | 400m to | 200m to | Total or | Margin |
|--------|---------|------------------------------|--------------|--------------|--------------|--------------|--------------|-------------|-------------|-------------|-------------|-----------|----------------|--------|
| 4th | 8 | Bettor Be Shar... (8) | 1800m | 1600m | 1400m | 1200m | 1000m | 800m | 600m | 400m | 200m | WP | Average | |
| | | Position in running (margin) | - | 8(5.4) | 10(12.3) | 9(10.5) | 9(12.5) | 8(10.6) | 9(9.1) | 8(6.7) | 9(5.0) | 6(3.1) | | 2.60 |
| | | Sectional time (s) | 12.37 | 14.85 | 15.23 | 14.53 | 13.67 | 15.17 | 14.29 | 14.21 | 13.36 | 14.56 | | |
| | | Cumulative time (s) | 142.24 | 129.87 | 115.02 | 99.79 | 85.26 | 71.59 | 56.42 | 42.13 | 27.92 | 14.56 | 2:22.24 | |
| | | Speed (m/s) | 14.55 | 13.47 | 13.13 | 13.76 | 14.63 | 13.18 | 14.00 | 14.07 | 14.97 | 13.74 | 13.92 | |
| | | Stride length (m) | 6.47 | 6.18 | 6.35 | 6.26 | 6.53 | 6.03 | 6.44 | 6.19 | 6.56 | 6.22 | 6.32 | |
| | | Stride duration (s) | 0.434 | 0.459 | 0.483 | 0.455 | 0.446 | 0.458 | 0.460 | 0.440 | 0.439 | 0.453 | 0.454 | |
| | | Stride efficiency (%) | 65.39 | 59.64 | 62.99 | 61.29 | 66.56 | 56.90 | 64.76 | 59.96 | 67.34 | 60.42 | 62.37 | |
| | | Stride count | 27.83 | 32.37 | 31.50 | 31.93 | 30.65 | 33.14 | 31.07 | 32.29 | 30.47 | 32.16 | 313.41 | |

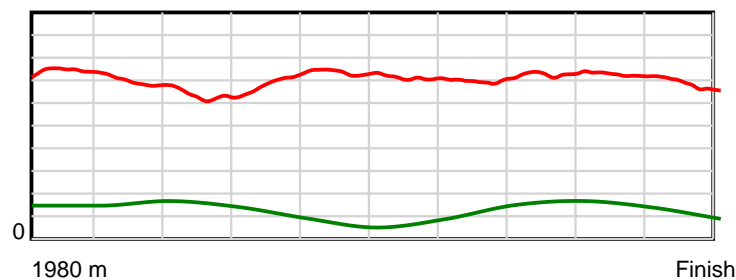
10 m Stride length



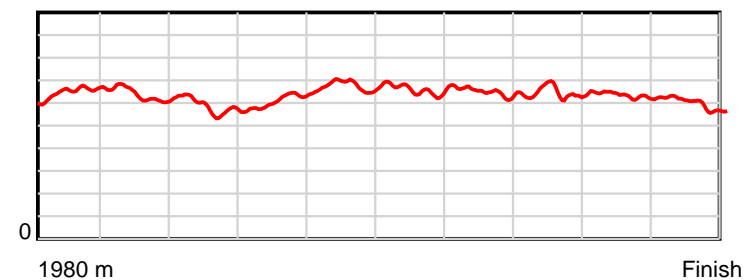
0.6 s Stride duration



20 m/sec Speed



100 % Stride efficiency



Note: Horizontal distance axis grid lines are 200m furlongs.

Disclaimer.

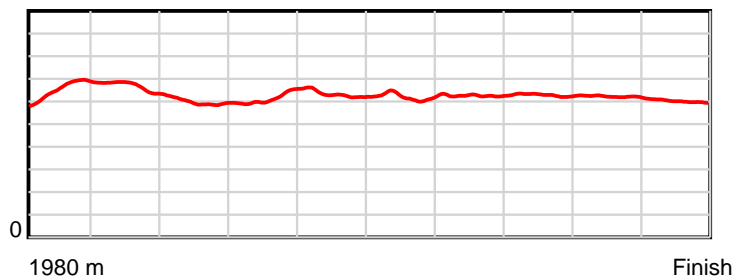
HRNZ and NZMTC and Thoroughbred Ratings Pty Ltd accepts no responsibility for the completeness or accuracy of any of the information contained herein, and makes no representations about its suitability for any particular purpose. Users should make their own judgements about those matters and/or seek independent advice. You assume all risks associated with use of the data provided on this page.

Race Results

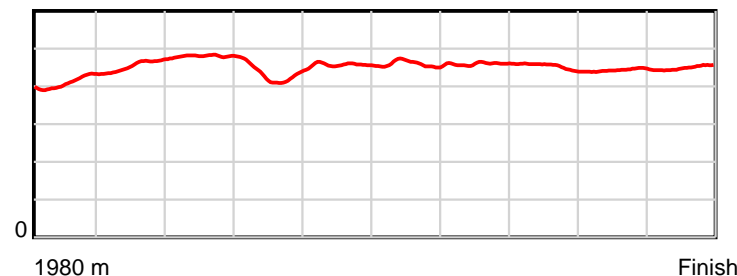
February 10, 2023, Race 6, SPREYDON LODGE YEARLINGS 2023 MOBILE PACE, Distance 1980m, Addington - Survey 1980m

| Result | TAB no. | Horse (Barrier) | 1980 to | 1800m to | 1600m to | 1400m to | 1200m to | 1000m to | 800m to | 600m to | 400m to | 200m to | Total or | Margin |
|--------|---------|------------------------------|--------------|--------------|--------------|--------------|--------------|-------------|-------------|-------------|-------------|-----------|----------------|--------|
| 5th | 1 | Coney Island L... (1) | 1800m | 1600m | 1400m | 1200m | 1000m | 800m | 600m | 400m | 200m | WP | Average | |
| | | Position in running (margin) | - | 2(0.2) | 1(0.0) | 1(0.0) | 1(0.0) | 2(3.3) | 2(2.1) | 3(2.0) | 4(0.8) | 3(2.0) | | 3.30 |
| | | Sectional time (s) | 11.33 | 13.66 | 15.54 | 14.19 | 14.53 | 15.23 | 14.67 | 14.30 | 13.86 | 15.04 | | |
| | | Cumulative time (s) | 142.35 | 131.02 | 117.36 | 101.82 | 87.63 | 73.10 | 57.87 | 43.20 | 28.90 | 15.04 | 2:22.35 | |
| | | Speed (m/s) | 15.89 | 14.64 | 12.87 | 14.09 | 13.76 | 13.13 | 13.63 | 13.99 | 14.43 | 13.30 | 13.91 | |
| | | Stride length (m) | 6.61 | 6.68 | 6.18 | 6.14 | 6.29 | 6.03 | 6.27 | 6.33 | 6.39 | 5.98 | 6.28 | |
| | | Stride duration (s) | 0.412 | 0.456 | 0.480 | 0.436 | 0.457 | 0.459 | 0.460 | 0.453 | 0.443 | 0.450 | 0.452 | |
| | | Stride efficiency (%) | 68.26 | 69.76 | 59.73 | 58.92 | 61.90 | 56.84 | 61.41 | 62.62 | 63.89 | 55.84 | 61.64 | |
| | | Stride count | 27.24 | 29.93 | 32.35 | 32.57 | 31.78 | 33.16 | 31.90 | 31.59 | 31.28 | 33.46 | 315.26 | |

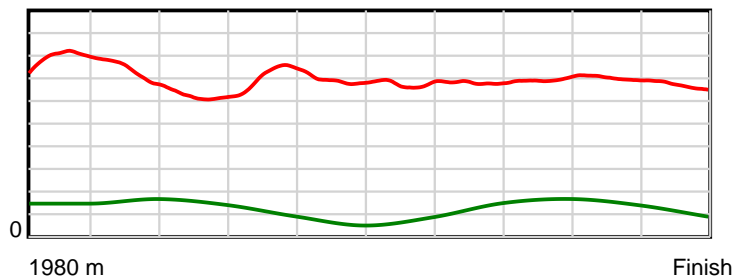
10 m Stride length



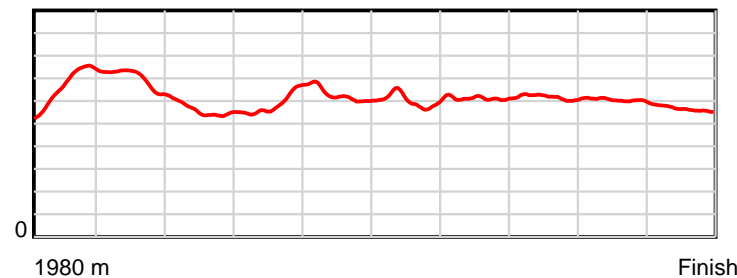
0.6 s Stride duration



20 m/sec Speed



100 % Stride efficiency



Note: Horizontal distance axis grid lines are 200m furlongs.

Disclaimer.

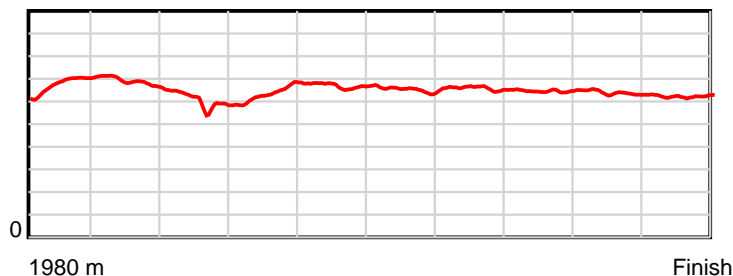
HRNZ and NZMTC and Thoroughbred Ratings Pty Ltd accepts no responsibility for the completeness or accuracy of any of the information contained herein, and makes no representations about its suitability for any particular purpose. Users should make their own judgements about those matters and/or seek independent advice. You assume all risks associated with use of the data provided on this page.

Race Results

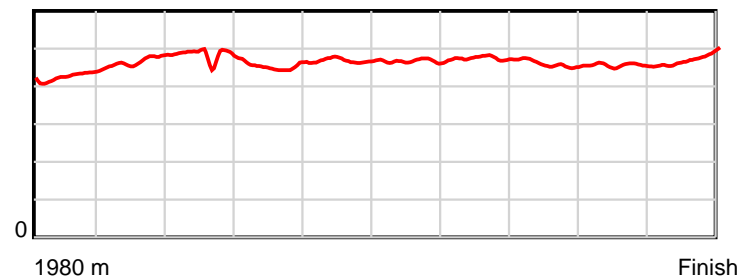
February 10, 2023, Race 6, SPREYDON LODGE YEARLINGS 2023 MOBILE PACE, Distance 1980m, Addington - Survey 1980m

| Result | TAB no. | Horse (Barrier) | 1980 to | 1800m to | 1600m to | 1400m to | 1200m to | 1000m to | 800m to | 600m to | 400m to | 200m to | Total or | Margin |
|--------|---------|------------------------------|--------------|--------------|--------------|--------------|--------------|-------------|-------------|-------------|-------------|-----------|----------------|--------|
| 6th | 6 | Classy Dancer (6) | 1800m | 1600m | 1400m | 1200m | 1000m | 800m | 600m | 400m | 200m | WP | Average | |
| | | Position in running (margin) | - | 3(1.2) | 3(2.6) | 3(3.1) | 3(4.0) | 3(5.4) | 3(3.2) | 2(1.1) | 3(0.7) | 5(2.8) | | 4.20 |
| | | Sectional time (s) | 11.33 | 13.93 | 15.63 | 14.34 | 14.21 | 15.06 | 14.34 | 14.43 | 14.02 | 15.24 | | |
| | | Cumulative time (s) | 142.53 | 131.20 | 117.27 | 101.64 | 87.30 | 73.09 | 58.03 | 43.69 | 29.26 | 15.24 | 2:22.53 | |
| | | Speed (m/s) | 15.89 | 14.36 | 12.80 | 13.95 | 14.07 | 13.28 | 13.95 | 13.86 | 14.27 | 13.12 | 13.89 | |
| | | Stride length (m) | 6.77 | 6.70 | 6.17 | 6.33 | 6.58 | 6.20 | 6.61 | 6.36 | 6.50 | 6.21 | 6.43 | |
| | | Stride duration (s) | 0.427 | 0.467 | 0.482 | 0.454 | 0.468 | 0.467 | 0.474 | 0.459 | 0.456 | 0.474 | 0.463 | |
| | | Stride efficiency (%) | 71.62 | 70.13 | 59.43 | 62.56 | 67.63 | 60.14 | 68.27 | 63.13 | 66.01 | 60.35 | 64.66 | |
| | | Stride count | 26.59 | 29.85 | 32.43 | 31.61 | 30.40 | 32.24 | 30.26 | 31.47 | 30.77 | 32.18 | 307.80 | |

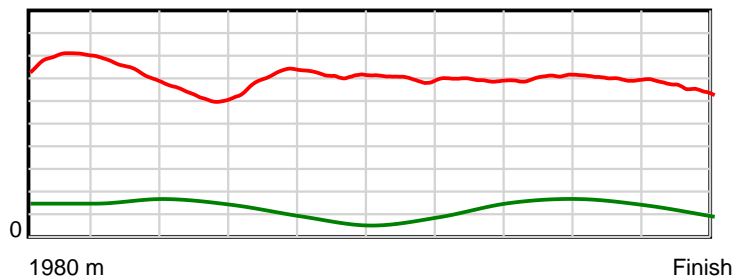
10 m Stride length



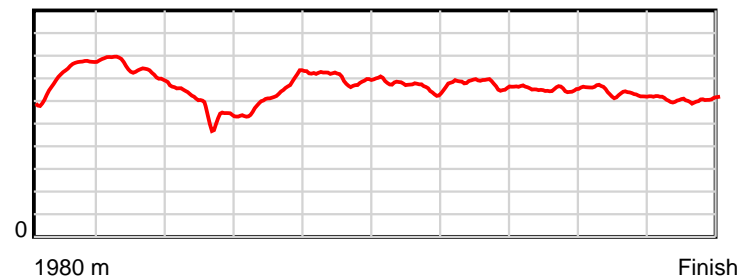
0.6 s Stride duration



20 m/sec Speed



100 % Stride efficiency



Note: Horizontal distance axis grid lines are 200m furlongs.

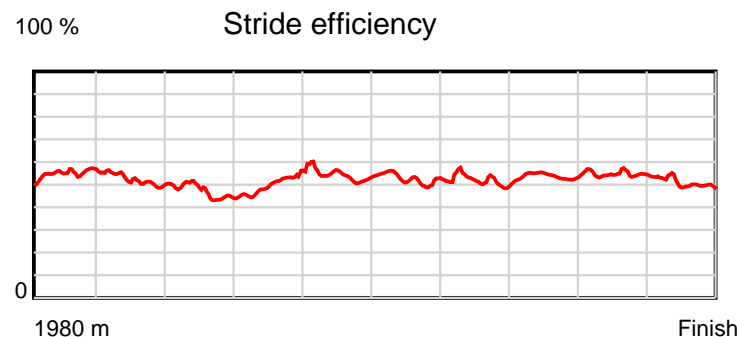
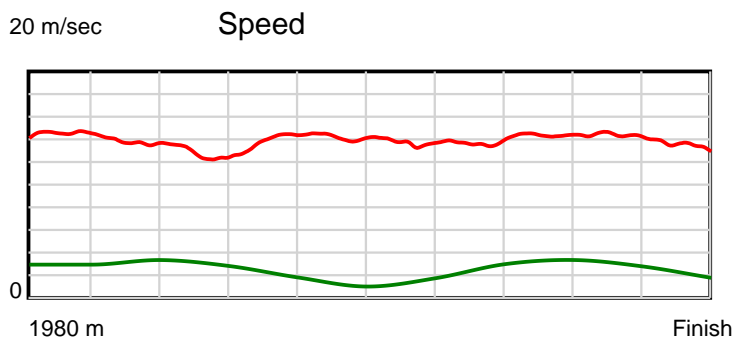
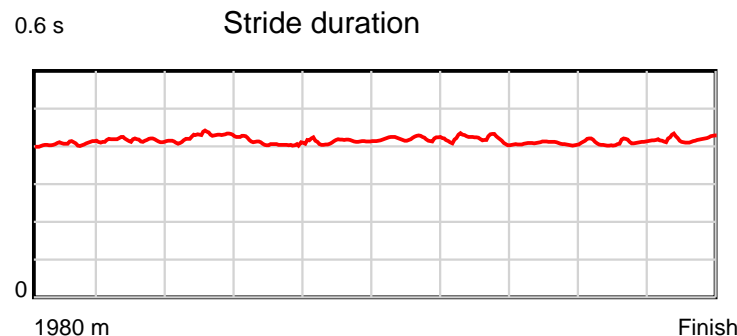
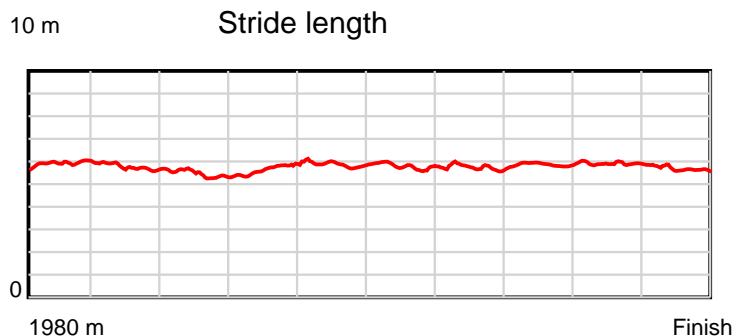
Disclaimer.

HRNZ and NZMTC and Thoroughbred Ratings Pty Ltd accepts no responsibility for the completeness or accuracy of any of the information contained herein, and makes no representations about its suitability for any particular purpose. Users should make their own judgements about those matters and/or seek independent advice. You assume all risks associated with use of the data provided on this page.

Race Results

February 10, 2023, Race 6, SPREYDON LODGE YEARLINGS 2023 MOBILE PACE, Distance 1980m, Addington - Survey 1980m

| Result | TAB no. | Horse (Barrier) | 1980 to | 1800m to | 1600m to | 1400m to | 1200m to | 1000m to | 800m to | 600m to | 400m to | 200m to | Total or | Margin |
|--------|---------|------------------------------|---------|----------|----------|----------|----------|----------|---------|---------|---------|---------|----------|--------|
| 7th | 7 | Major Torque (7) | 1800m | 1600m | 1400m | 1200m | 1000m | 800m | 600m | 400m | 200m | WP | Average | |
| | | Position in running (margin) | - | 10(6.6) | 8(10.3) | 8(8.6) | 8(10.3) | 9(10.8) | 8(7.4) | 9(6.8) | 7(4.0) | 7(4.4) | | 4.20 |
| | | Sectional time (s) | 12.31 | 14.31 | 15.26 | 14.46 | 14.07 | 14.86 | 14.58 | 14.03 | 13.73 | 14.92 | | |
| | | Cumulative time (s) | 142.53 | 130.22 | 115.91 | 100.65 | 86.19 | 72.12 | 57.26 | 42.68 | 28.65 | 14.92 | 2:22.53 | |
| | | Speed (m/s) | 14.63 | 13.98 | 13.11 | 13.83 | 14.21 | 13.46 | 13.72 | 14.26 | 14.57 | 13.40 | 13.89 | |
| | | Stride length (m) | 5.92 | 5.78 | 5.52 | 5.59 | 5.85 | 5.64 | 5.67 | 5.81 | 5.96 | 5.59 | 5.73 | |
| | | Stride duration (s) | 0.406 | 0.413 | 0.421 | 0.404 | 0.411 | 0.419 | 0.414 | 0.408 | 0.409 | 0.417 | 0.412 | |
| | | Stride efficiency (%) | 54.68 | 52.16 | 47.60 | 48.84 | 53.39 | 49.78 | 50.30 | 52.81 | 55.45 | 48.78 | 51.25 | |
| | | Stride count | 30.43 | 34.62 | 36.24 | 35.78 | 34.22 | 35.43 | 35.25 | 34.40 | 33.57 | 35.80 | 345.74 | |



Note: Horizontal distance axis grid lines are 200m furlongs.

Disclaimer.

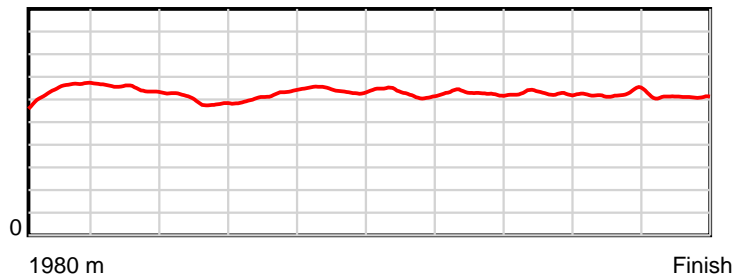
HRNZ and NZMTC and Thoroughbred Ratings Pty Ltd accepts no responsibility for the completeness or accuracy of any of the information contained herein, and makes no representations about its suitability for any particular purpose. Users should make their own judgements about those matters and/or seek independent advice. You assume all risks associated with use of the data provided on this page.

Race Results

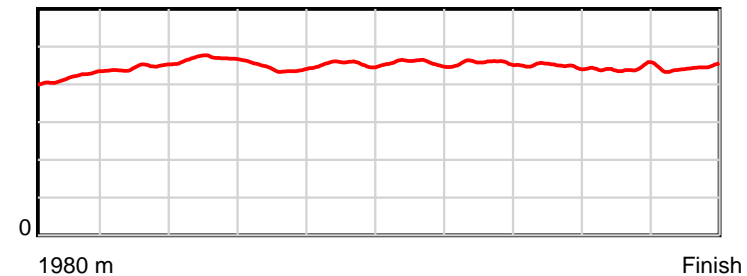
February 10, 2023, Race 6, SPREYDON LODGE YEARLINGS 2023 MOBILE PACE, Distance 1980m, Addington - Survey 1980m

| Result | TAB no. | Horse (Barrier) | 1980 to | 1800m to | 1600m to | 1400m to | 1200m to | 1000m to | 800m to | 600m to | 400m to | 200m to | Total or | Margin |
|--------|---------|------------------------------|---------|----------|----------|----------|----------|----------|---------|---------|---------|---------|----------|--------|
| 8th | 10 | Aiming For Glo... (10) | 1800m | 1600m | 1400m | 1200m | 1000m | 800m | 600m | 400m | 200m | WP | Average | |
| | | Position in running (margin) | - | 7(3.7) | 5(4.1) | 4(4.8) | 6(6.8) | 6(8.4) | 6(5.4) | 7(5.4) | 8(4.2) | 9(7.0) | | 5.20 |
| | | Sectional time (s) | 11.79 | 13.75 | 15.66 | 14.52 | 14.26 | 14.92 | 14.69 | 14.30 | 14.12 | 14.69 | | |
| | | Cumulative time (s) | 142.70 | 130.91 | 117.16 | 101.50 | 86.98 | 72.72 | 57.80 | 43.11 | 28.81 | 14.69 | 2:22.70 | |
| | | Speed (m/s) | 15.27 | 14.55 | 12.77 | 13.77 | 14.03 | 13.40 | 13.61 | 13.99 | 14.16 | 13.61 | 13.88 | |
| | | Stride length (m) | 6.49 | 6.48 | 5.98 | 6.12 | 6.36 | 6.13 | 6.23 | 6.28 | 6.27 | 6.04 | 6.23 | |
| | | Stride duration (s) | 0.420 | 0.445 | 0.468 | 0.444 | 0.454 | 0.457 | 0.457 | 0.449 | 0.443 | 0.444 | 0.449 | |
| | | Stride efficiency (%) | 65.87 | 65.58 | 55.91 | 58.44 | 63.29 | 58.65 | 60.56 | 61.63 | 61.43 | 57.07 | 60.66 | |
| | | Stride count | 27.73 | 30.87 | 33.44 | 32.70 | 31.43 | 32.65 | 32.13 | 31.85 | 31.90 | 33.09 | 317.79 | |

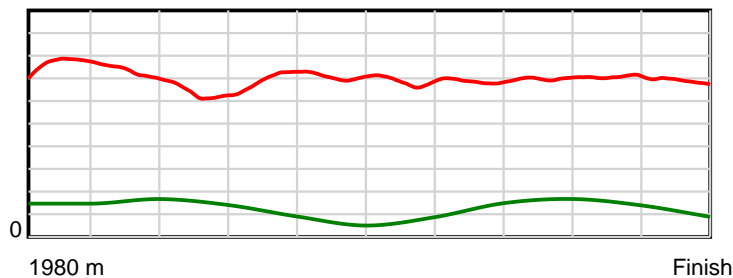
10 m Stride length



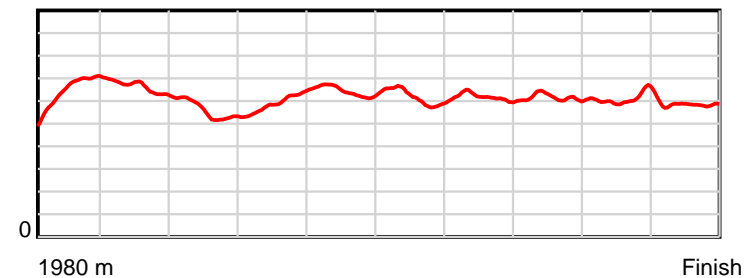
0.6 s Stride duration



20 m/sec Speed



100 % Stride efficiency



Note: Horizontal distance axis grid lines are 200m furlongs.

Disclaimer.

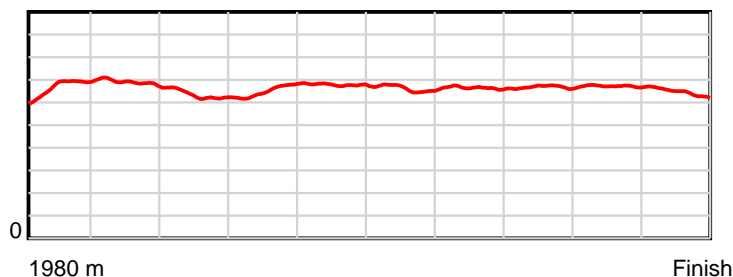
HRNZ and NZMTC and Thoroughbred Ratings Pty Ltd accepts no responsibility for the completeness or accuracy of any of the information contained herein, and makes no representations about its suitability for any particular purpose. Users should make their own judgements about those matters and/or seek independent advice. You assume all risks associated with use of the data provided on this page.

Race Results

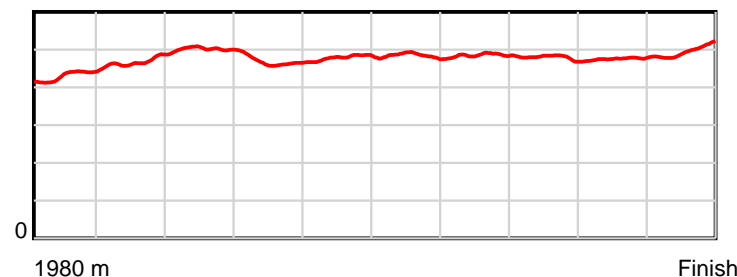
February 10, 2023, Race 6, SPREYDON LODGE YEARLINGS 2023 MOBILE PACE, Distance 1980m, Addington - Survey 1980m

| Result | TAB no. | Horse (Barrier) | 1980 to | 1800m to | 1600m to | 1400m to | 1200m to | 1000m to | 800m to | 600m to | 400m to | 200m to | Total or | Margin |
|--------|---------|------------------------------|---------|----------|----------|----------|----------|----------|---------|---------|---------|---------|----------|--------|
| 9th | 2 | Coachella (2) | 1800m | 1600m | 1400m | 1200m | 1000m | 800m | 600m | 400m | 200m | WP | Average | |
| | | Position in running (margin) | - | 4(1.4) | 2(1.7) | 2(2.6) | 4(4.0) | 4(6.0) | 4(3.6) | 5(3.5) | 6(2.6) | 8(4.6) | | 8.30 |
| | | Sectional time (s) | 11.73 | 13.75 | 15.69 | 14.42 | 14.31 | 15.02 | 14.67 | 14.35 | 14.00 | 15.32 | | |
| | | Cumulative time (s) | 143.26 | 131.53 | 117.78 | 102.09 | 87.67 | 73.36 | 58.34 | 43.67 | 29.32 | 15.32 | 2:23.26 | |
| | | Speed (m/s) | 15.35 | 14.55 | 12.75 | 13.87 | 13.98 | 13.32 | 13.63 | 13.94 | 14.29 | 13.05 | 13.82 | |
| | | Stride length (m) | 6.71 | 6.81 | 6.39 | 6.50 | 6.69 | 6.43 | 6.61 | 6.67 | 6.79 | 6.49 | 6.61 | |
| | | Stride duration (s) | 0.432 | 0.468 | 0.502 | 0.469 | 0.479 | 0.483 | 0.485 | 0.479 | 0.475 | 0.497 | 0.478 | |
| | | Stride efficiency (%) | 70.46 | 72.56 | 63.88 | 66.03 | 69.98 | 64.69 | 68.37 | 69.53 | 72.08 | 65.83 | 68.22 | |
| | | Stride count | 26.81 | 29.35 | 31.28 | 30.77 | 29.89 | 31.08 | 30.24 | 29.98 | 29.45 | 30.81 | 299.66 | |

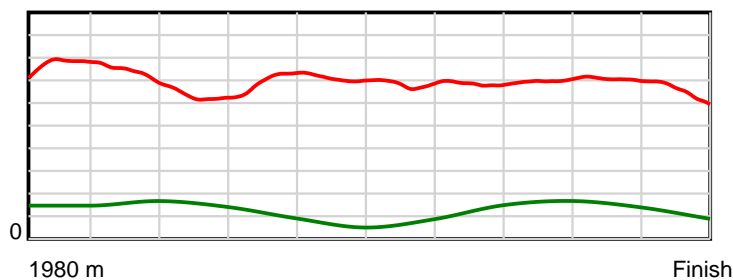
10 m Stride length



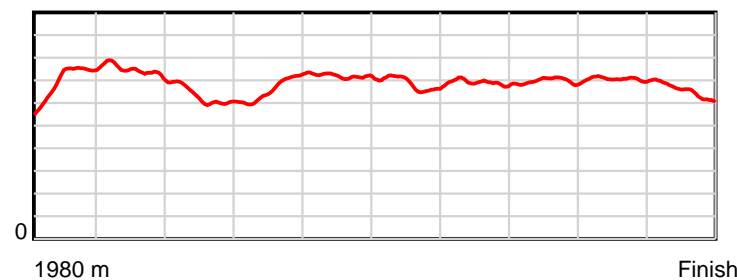
0.6 s Stride duration



20 m/sec Speed



100 % Stride efficiency



Note: Horizontal distance axis grid lines are 200m furlongs.

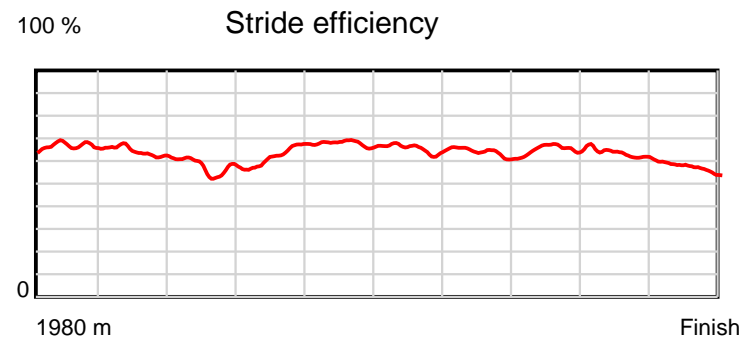
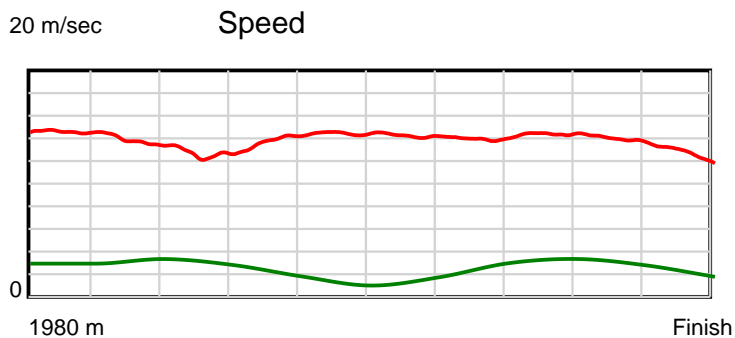
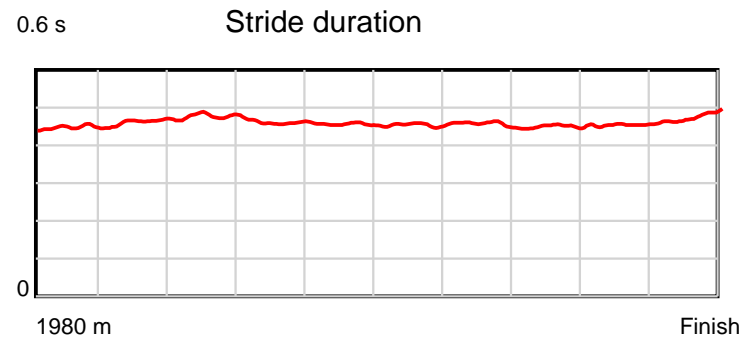
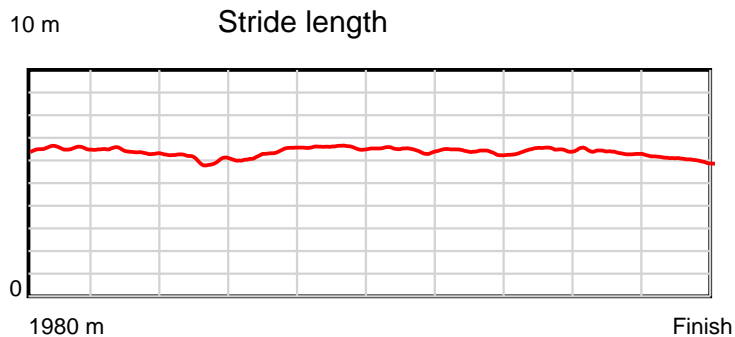
Disclaimer.

HRNZ and NZMTC and Thoroughbred Ratings Pty Ltd accepts no responsibility for the completeness or accuracy of any of the information contained herein, and makes no representations about its suitability for any particular purpose. Users should make their own judgements about those matters and/or seek independent advice. You assume all risks associated with use of the data provided on this page.

Race Results

February 10, 2023, Race 6, SPREYDON LODGE YEARLINGS 2023 MOBILE PACE, Distance 1980m, Addington - Survey 1980m

| Result | TAB no. | Horse (Barrier) | 1980 to | 1800m to | 1600m to | 1400m to | 1200m to | 1000m to | 800m to | 600m to | 400m to | 200m to | Total or | Margin |
|--------|---------|------------------------------|--------------|--------------|--------------|--------------|--------------|-------------|-------------|-------------|-------------|-----------|----------------|--------|
| 10th | 9 | Oliver North (9) | 1800m | 1600m | 1400m | 1200m | 1000m | 800m | 600m | 400m | 200m | WP | Average | |
| | | Position in running (margin) | - | 9(6.3) | 9(12.3) | 10(12.2) | 10(14.7) | 10(15.8) | 10(11.1) | 10(8.3) | 10(6.7) | 10(10.2) | | 15.40 |
| | | Sectional time (s) | 12.25 | 14.70 | 15.51 | 14.62 | 14.17 | 14.62 | 14.23 | 14.23 | 14.26 | 15.94 | | |
| | | Cumulative time (s) | 144.53 | 132.28 | 117.58 | 102.07 | 87.45 | 73.28 | 58.66 | 44.43 | 30.20 | 15.94 | 2:24.53 | |
| | | Speed (m/s) | 14.70 | 13.61 | 12.89 | 13.68 | 14.11 | 13.68 | 14.05 | 14.05 | 14.03 | 12.55 | 13.70 | |
| | | Stride length (m) | 6.52 | 6.28 | 6.15 | 6.31 | 6.43 | 6.21 | 6.42 | 6.33 | 6.36 | 5.98 | 6.30 | |
| | | Stride duration (s) | 0.448 | 0.462 | 0.477 | 0.461 | 0.456 | 0.454 | 0.457 | 0.450 | 0.453 | 0.477 | 0.460 | |
| | | Stride efficiency (%) | 66.38 | 61.73 | 59.16 | 62.27 | 64.70 | 60.28 | 64.36 | 62.62 | 63.26 | 55.95 | 61.94 | |
| | | Stride count | 27.62 | 31.82 | 32.50 | 31.68 | 31.08 | 32.20 | 31.16 | 31.59 | 31.43 | 33.42 | 314.50 | |



Note: Horizontal distance axis grid lines are 200m furlongs.

Disclaimer.

HRNZ and NZMTC and Thoroughbred Ratings Pty Ltd accepts no responsibility for the completeness or accuracy of any of the information contained herein, and makes no representations about its suitability for any particular purpose. Users should make their own judgements about those matters and/or seek independent advice. You assume all risks associated with use of the data provided on this page.



Race Results



February 10, 2023, Race 7, FAHEY FENCE HIRE 51st NZ ST'BRED BREEDERS STAKES (MOB PACE), Distance 2600m, Addington - Survey 3200m

| Result | TAB no. | Horse (Barrier) | 2600 to | 2400m to |
|--------|---------|------------------------------|---------|----------|
| 1st | 1 | Callie's Delig... (1) | 2400m | 2200m |
| | | Position in running (margin) | - | 3(2.9) |
| | | Sectional time (s) | 13.53 | 14.66 |
| | | Cumulative time (s) | 189.85 | 176.32 |
| | | Speed (m/s) | 14.78 | 13.64 |
| | | Stride length (m) | 6.04 | 5.95 |
| | | Stride duration (s) | 0.402 | 0.436 |
| | | Stride efficiency (%) | 57.00 | 55.33 |
| | | Stride count | 33.11 | 33.61 |

Disclaimer.

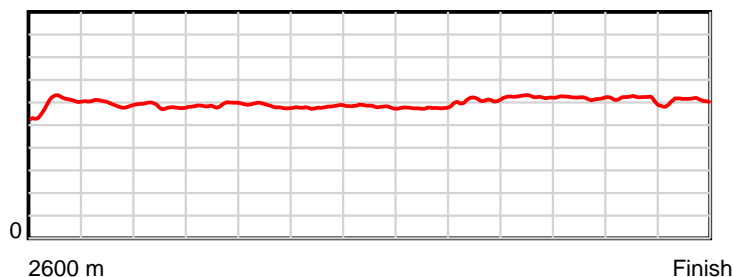
HRNZ and NZMTC and Thoroughbred Ratings Pty Ltd accepts no responsibility for the completeness or accuracy of any of the information contained herein, and makes no representations about its suitability for any particular purpose. Users should make their own judgements about those matters and/or seek independent advice. You assume all risks associated with use of the data provided on this page.

Race Results

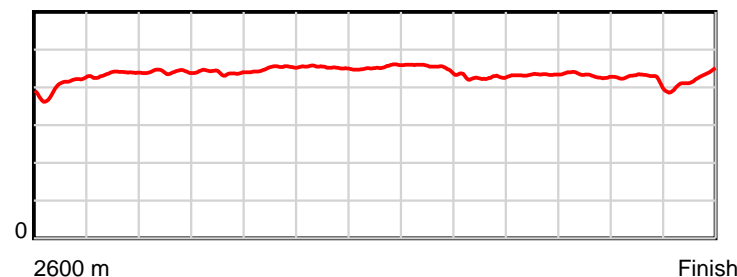
February 10, 2023, Race 7, FAHEY FENCE HIRE 51st NZ ST'BRED BREEDERS STAKES (MOB PACE), Distance 2600m, Addington - Survey 3200m

| Result | TAB no. | Horse (Barrier) | 2200m to | 2000m to | 1800m to | 1600m to | 1400m to | 1200m to | 1000m to | 800m to | 600m to | 400m to | 200m to | Total or | Margin |
|--------|---------|------------------------------|----------|----------|----------|----------|----------|----------|----------|---------|---------|---------|---------|----------|--------|
| 1st | 1 | Callie's Delig... (1) | 2000m | 1800m | 1600m | 1400m | 1200m | 1000m | 800m | 600m | 400m | 200m | WP | Average | |
| | | Position in running (margin) | 3(4.2) | 2(0.7) | 2(0.6) | 2(0.1) | 3(3.5) | 4(3.4) | 4(3.6) | 2(0.6) | 2(0.6) | 2(0.2) | 3(2.2) | | 0.00 |
| | | Sectional time (s) | 14.79 | 14.82 | 15.47 | 15.84 | 15.55 | 15.63 | 13.81 | 13.84 | 14.08 | 13.94 | 13.89 | | |
| | | Cumulative time (s) | 161.66 | 146.87 | 132.05 | 116.58 | 100.74 | 85.19 | 69.56 | 55.75 | 41.91 | 27.83 | 13.89 | 3:09.85 | |
| | | Speed (m/s) | 13.52 | 13.50 | 12.93 | 12.63 | 12.86 | 12.80 | 14.48 | 14.45 | 14.20 | 14.35 | 14.40 | 13.69 | |
| | | Stride length (m) | 5.97 | 5.94 | 5.81 | 5.72 | 5.83 | 5.80 | 6.18 | 6.26 | 6.14 | 6.08 | 6.07 | 5.98 | |
| | | Stride duration (s) | 0.441 | 0.440 | 0.450 | 0.453 | 0.454 | 0.453 | 0.427 | 0.433 | 0.432 | 0.424 | 0.422 | 0.437 | |
| | | Stride efficiency (%) | 55.67 | 55.07 | 52.81 | 51.16 | 53.17 | 52.53 | 59.73 | 61.27 | 58.87 | 57.73 | 57.61 | 55.88 | |
| | | Stride count | 33.51 | 33.69 | 34.40 | 34.95 | 34.29 | 34.50 | 32.35 | 31.94 | 32.58 | 32.91 | 32.94 | 434.78 | |

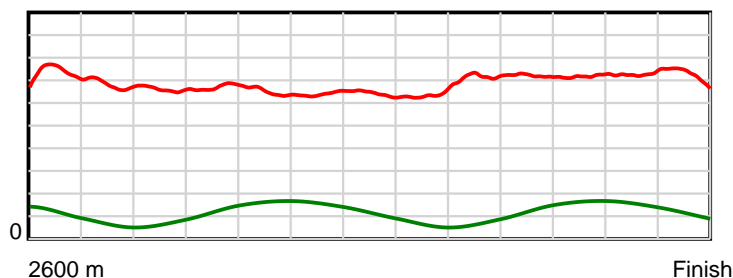
10 m Stride length



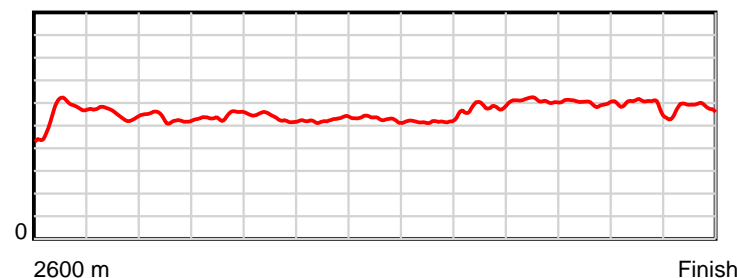
0.6 s Stride duration



20 m/sec Speed



100 % Stride efficiency



Note: Horizontal distance axis grid lines are 200m furlongs.

Disclaimer.

HRNZ and NZMTC and Thoroughbred Ratings Pty Ltd accepts no responsibility for the completeness or accuracy of any of the information contained herein, and makes no representations about its suitability for any particular purpose. Users should make their own judgements about those matters and/or seek independent advice. You assume all risks associated with use of the data provided on this page.



Race Results



February 10, 2023, Race 7, FAHEY FENCE HIRE 51st NZ ST'BRED BREEDERS STAKES (MOB PACE), Distance 2600m, Addington - Survey 3200m

| Result | TAB no. | Horse (Barrier) | 2600 to | 2400m to |
|--------|---------|------------------------------|---------|----------|
| 2nd | 2 | Lady Of The Li... (2) | 2400m | 2200m |
| | | Position in running (margin) | - | 1(0.0) |
| | | Sectional time (s) | 13.15 | 14.44 |
| | | Cumulative time (s) | 189.89 | 176.74 |
| | | Speed (m/s) | 15.21 | 13.85 |
| | | Stride length (m) | 6.77 | 6.69 |
| | | Stride duration (s) | 0.440 | 0.483 |
| | | Stride efficiency (%) | 71.68 | 69.90 |
| | | Stride count | 29.53 | 29.90 |

Disclaimer.

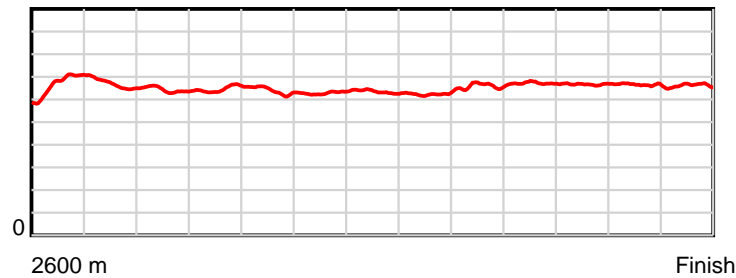
HRNZ and NZMTC and Thoroughbred Ratings Pty Ltd accepts no responsibility for the completeness or accuracy of any of the information contained herein, and makes no representations about its suitability for any particular purpose. Users should make their own judgements about those matters and/or seek independent advice. You assume all risks associated with use of the data provided on this page.

Race Results

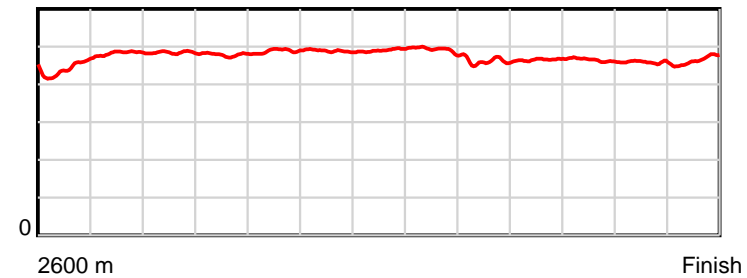
February 10, 2023, Race 7, FAHEY FENCE HIRE 51st NZ ST'BRED BREEDERS STAKES (MOB PACE), Distance 2600m, Addington - Survey 3200m

| Result | TAB no. | Horse (Barrier) | 2200m to | 2000m to | 1800m to | 1600m to | 1400m to | 1200m to | 1000m to | 800m to | 600m to | 400m to | 200m to | Total or | Margin |
|--------|---------|------------------------------|----------|----------|----------|----------|----------|----------|----------|---------|---------|---------|---------|----------|--------|
| 2nd | 2 | Lady Of The Li... (2) | 2000m | 1800m | 1600m | 1400m | 1200m | 1000m | 800m | 600m | 400m | 200m | WP | Average | |
| | | Position in running (margin) | 1(0.0) | 1(0.0) | 1(0.0) | 1(0.0) | 1(0.0) | 1(0.0) | 1(0.0) | 1(0.0) | 1(0.0) | 1(0.0) | 1(0.0) | | 0.04 |
| | | Sectional time (s) | 15.37 | 14.84 | 15.55 | 15.29 | 15.56 | 15.60 | 14.31 | 13.84 | 14.15 | 13.61 | 14.18 | | |
| | | Cumulative time (s) | 162.30 | 146.93 | 132.09 | 116.54 | 101.25 | 85.69 | 70.09 | 55.78 | 41.94 | 27.79 | 14.18 | 3:09.89 | |
| | | Speed (m/s) | 13.01 | 13.48 | 12.86 | 13.08 | 12.85 | 12.82 | 13.98 | 14.45 | 14.13 | 14.70 | 14.10 | 13.69 | |
| | | Stride length (m) | 6.30 | 6.45 | 6.28 | 6.39 | 6.31 | 6.31 | 6.45 | 6.72 | 6.57 | 6.74 | 6.55 | 6.50 | |
| | | Stride duration (s) | 0.484 | 0.479 | 0.488 | 0.489 | 0.491 | 0.492 | 0.462 | 0.465 | 0.465 | 0.459 | 0.464 | 0.475 | |
| | | Stride efficiency (%) | 61.97 | 65.10 | 61.64 | 63.87 | 62.17 | 62.16 | 65.10 | 70.56 | 67.51 | 71.03 | 66.99 | 65.98 | |
| | | Stride count | 31.76 | 30.99 | 31.84 | 31.28 | 31.71 | 31.71 | 30.99 | 29.76 | 30.43 | 29.67 | 30.55 | 400.12 | |

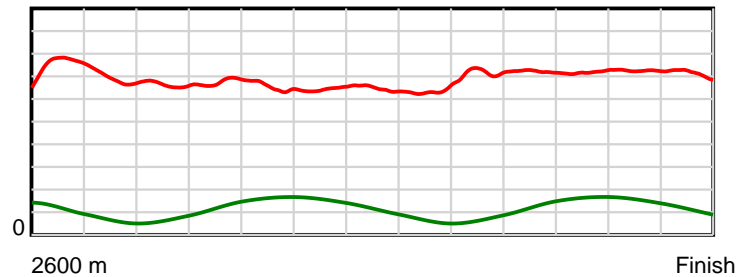
10 m Stride length



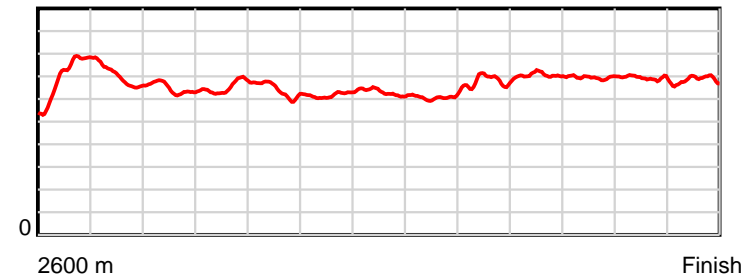
0.6 s Stride duration



20 m/sec Speed



100 % Stride efficiency



Note: Horizontal distance axis grid lines are 200m furlongs.

Disclaimer.

HRNZ and NZMTC and Thoroughbred Ratings Pty Ltd accepts no responsibility for the completeness or accuracy of any of the information contained herein, and makes no representations about its suitability for any particular purpose. Users should make their own judgements about those matters and/or seek independent advice. You assume all risks associated with use of the data provided on this page.



Race Results



February 10, 2023, Race 7, FAHEY FENCE HIRE 51st NZ ST'BRED BREEDERS STAKES (MOB PACE), Distance 2600m, Addington - Survey 3200m

| Result | TAB no. | Horse (Barrier) | 2600 to | 2400m to |
|--------|---------|------------------------------|---------|----------|
| 3rd | 5 | Joes Rock (5) | 2400m | 2200m |
| | | Position in running (margin) | - | 10(6.3) |
| | | Sectional time (s) | 14.24 | 15.37 |
| | | Cumulative time (s) | 190.17 | 175.93 |
| | | Speed (m/s) | 14.04 | 13.01 |
| | | Stride length (m) | 6.33 | 6.03 |
| | | Stride duration (s) | 0.448 | 0.464 |
| | | Stride efficiency (%) | 62.55 | 56.90 |
| | | Stride count | 31.61 | 33.15 |

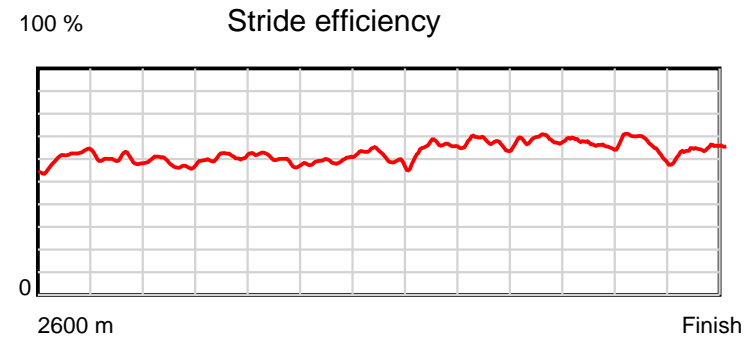
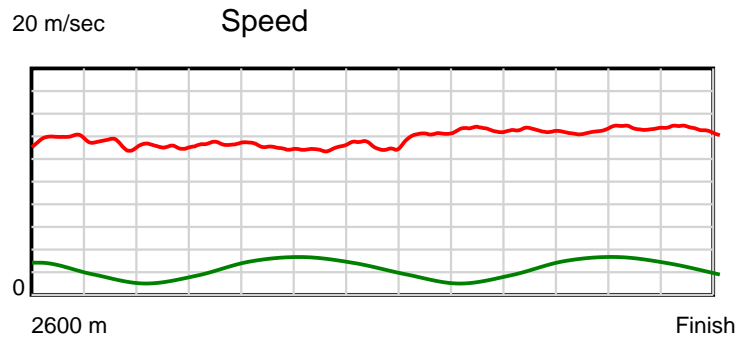
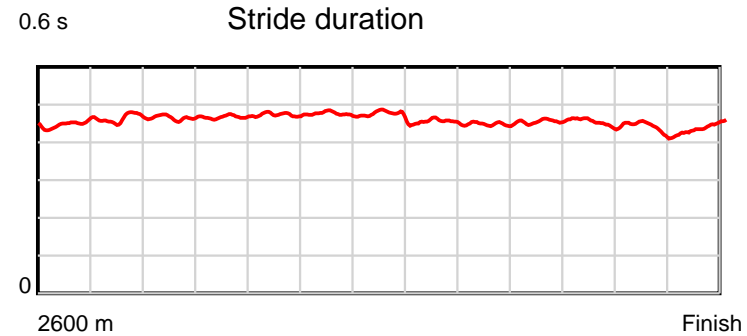
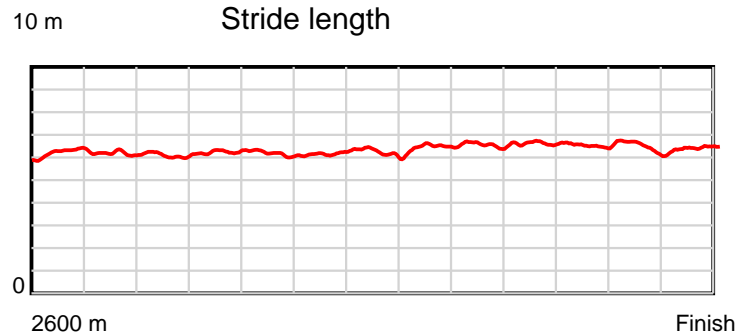
Disclaimer.

HRNZ and NZMTC and Thoroughbred Ratings Pty Ltd accepts no responsibility for the completeness or accuracy of any of the information contained herein, and makes no representations about its suitability for any particular purpose. Users should make their own judgements about those matters and/or seek independent advice. You assume all risks associated with use of the data provided on this page.

Race Results

February 10, 2023, Race 7, FAHEY FENCE HIRE 51st NZ ST'BRED BREEDERS STAKES (MOB PACE), Distance 2600m, Addington - Survey 3200m

| Result | TAB no. | Horse (Barrier) | 2200m to | 2000m to | 1800m to | 1600m to | 1400m to | 1200m to | 1000m to | 800m to | 600m to | 400m to | 200m to | Total or | Margin |
|--------|---------|------------------------------|----------|----------|----------|----------|----------|----------|----------|---------|---------|---------|---------|----------|--------|
| 3rd | 5 | Joes Rock (5) | 2000m | 1800m | 1600m | 1400m | 1200m | 1000m | 800m | 600m | 400m | 200m | WP | Average | |
| | | Position in running (margin) | 11(11.9) | 12(13.4) | 12(13.9) | 12(13.2) | 13(13.7) | 13(11.7) | 7(5.9) | 7(4.9) | 7(4.2) | 7(3.6) | 6(3.9) | | 1.80 |
| | | Sectional time (s) | 15.62 | 14.91 | 15.44 | 15.37 | 15.23 | 14.63 | 14.14 | 13.73 | 14.05 | 13.65 | 13.79 | | |
| | | Cumulative time (s) | 160.56 | 144.94 | 130.03 | 114.59 | 99.22 | 83.99 | 69.36 | 55.22 | 41.49 | 27.44 | 13.79 | 3:10.17 | |
| | | Speed (m/s) | 12.80 | 13.41 | 12.95 | 13.01 | 13.13 | 13.67 | 14.14 | 14.57 | 14.23 | 14.65 | 14.50 | 13.67 | |
| | | Stride length (m) | 5.96 | 6.26 | 6.13 | 6.19 | 6.22 | 6.21 | 6.36 | 6.64 | 6.42 | 6.37 | 6.42 | 6.27 | |
| | | Stride duration (s) | 0.466 | 0.467 | 0.473 | 0.475 | 0.474 | 0.454 | 0.449 | 0.456 | 0.451 | 0.435 | 0.443 | 0.458 | |
| | | Stride efficiency (%) | 55.51 | 61.28 | 58.77 | 59.81 | 60.47 | 60.22 | 63.12 | 68.96 | 64.45 | 63.45 | 64.46 | 61.39 | |
| | | Stride count | 33.56 | 31.94 | 32.61 | 32.33 | 32.15 | 32.22 | 31.47 | 30.11 | 31.14 | 31.39 | 31.14 | 414.82 | |



Note: Horizontal distance axis grid lines are 200m furlongs.

Disclaimer.

HRNZ and NZMTC and Thoroughbred Ratings Pty Ltd accepts no responsibility for the completeness or accuracy of any of the information contained herein, and makes no representations about its suitability for any particular purpose. Users should make their own judgements about those matters and/or seek independent advice. You assume all risks associated with use of the data provided on this page.



Race Results



February 10, 2023, Race 7, FAHEY FENCE HIRE 51st NZ ST'BRED BREEDERS STAKES (MOB PACE), Distance 2600m, Addington - Survey 3200m

| Result | TAB no. | Horse (Barrier) | 2600 to | 2400m to |
|--------|---------|------------------------------|---------|----------|
| 4th | 10 | Jazelle (10) | 2400m | 2200m |
| | | Position in running (margin) | - | 5(3.8) |
| | | Sectional time (s) | 13.56 | 14.36 |
| | | Cumulative time (s) | 190.42 | 176.86 |
| | | Speed (m/s) | 14.75 | 13.93 |
| | | Stride length (m) | 6.21 | 6.31 |
| | | Stride duration (s) | 0.414 | 0.453 |
| | | Stride efficiency (%) | 60.17 | 62.29 |
| | | Stride count | 32.23 | 31.68 |

Disclaimer.

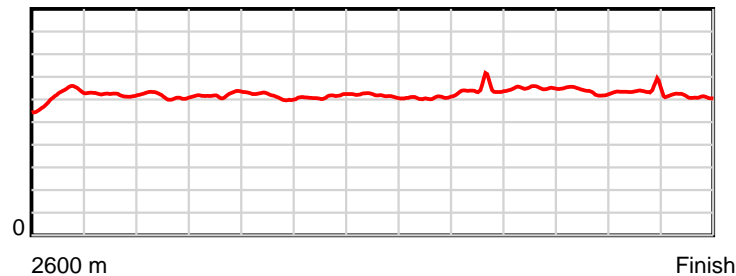
HRNZ and NZMTC and Thoroughbred Ratings Pty Ltd accepts no responsibility for the completeness or accuracy of any of the information contained herein, and makes no representations about its suitability for any particular purpose. Users should make their own judgements about those matters and/or seek independent advice. You assume all risks associated with use of the data provided on this page.

Race Results

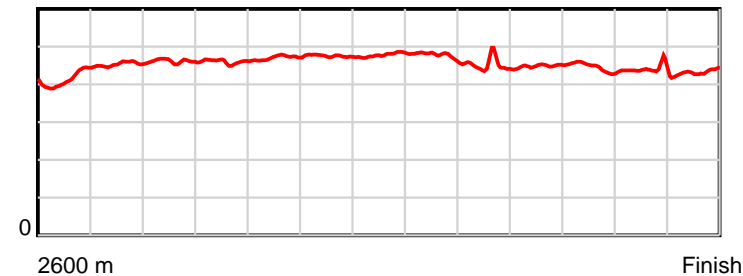
February 10, 2023, Race 7, FAHEY FENCE HIRE 51st NZ ST'BRED BREEDERS STAKES (MOB PACE), Distance 2600m, Addington - Survey 3200m

| Result | TAB no. | Horse (Barrier) | 2200m to | 2000m to | 1800m to | 1600m to | 1400m to | 1200m to | 1000m to | 800m to | 600m to | 400m to | 200m to | Total or | Margin |
|--------|---------|------------------------------|----------|----------|----------|----------|----------|----------|----------|---------|---------|---------|---------|----------|--------|
| 4th | 10 | Jazelle (10) | 2000m | 1800m | 1600m | 1400m | 1200m | 1000m | 800m | 600m | 400m | 200m | WP | Average | |
| | | Position in running (margin) | 2(3.3) | 3(4.3) | 3(4.0) | 4(3.8) | 5(4.3) | 6(4.4) | 6(4.2) | 5(3.2) | 6(3.2) | 6(3.3) | 5(3.8) | | 3.20 |
| | | Sectional time (s) | 15.55 | 14.77 | 15.52 | 15.37 | 15.58 | 15.57 | 14.14 | 13.84 | 14.17 | 13.68 | 14.31 | | |
| | | Cumulative time (s) | 162.50 | 146.95 | 132.18 | 116.66 | 101.29 | 85.71 | 70.14 | 56.00 | 42.16 | 27.99 | 14.31 | 3:10.42 | |
| | | Speed (m/s) | 12.86 | 13.54 | 12.89 | 13.01 | 12.84 | 12.85 | 14.14 | 14.45 | 14.11 | 14.62 | 13.98 | 13.65 | |
| | | Stride length (m) | 5.93 | 6.23 | 6.07 | 6.18 | 6.14 | 6.13 | 6.36 | 6.48 | 6.28 | 6.40 | 6.05 | 6.21 | |
| | | Stride duration (s) | 0.461 | 0.460 | 0.471 | 0.475 | 0.478 | 0.477 | 0.450 | 0.449 | 0.445 | 0.438 | 0.433 | 0.455 | |
| | | Stride efficiency (%) | 54.90 | 60.62 | 57.50 | 59.73 | 58.88 | 58.67 | 63.29 | 65.71 | 61.68 | 63.99 | 57.27 | 60.26 | |
| | | Stride count | 33.74 | 32.11 | 32.97 | 32.35 | 32.58 | 32.64 | 31.43 | 30.84 | 31.83 | 31.25 | 33.04 | 418.69 | |

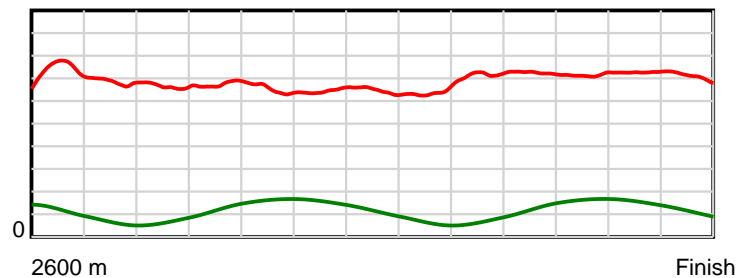
10 m Stride length



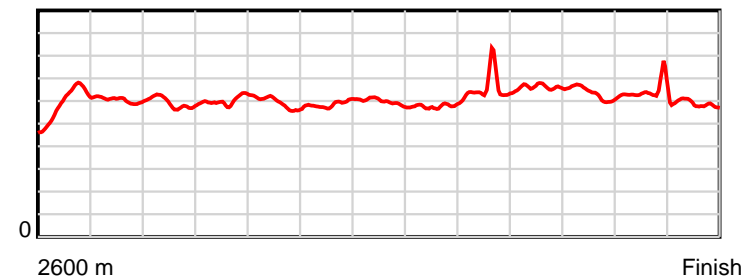
0.6 s Stride duration



20 m/sec Speed



100 % Stride efficiency



Note: Horizontal distance axis grid lines are 200m furlongs.

Disclaimer.

HRNZ and NZMTC and Thoroughbred Ratings Pty Ltd accepts no responsibility for the completeness or accuracy of any of the information contained herein, and makes no representations about its suitability for any particular purpose. Users should make their own judgements about those matters and/or seek independent advice. You assume all risks associated with use of the data provided on this page.



Race Results



February 10, 2023, Race 7, FAHEY FENCE HIRE 51st NZ ST'BRED BREEDERS STAKES (MOB PACE), Distance 2600m, Addington - Survey 3200m

| Result | TAB no. | Horse (Barrier) | 2600 to | 2400m to |
|--------|---------|------------------------------|---------|----------|
| 5th | 14 | Manhattan (13) | 2400m | 2200m |
| | | Position in running (margin) | - | 9(5.8) |
| | | Sectional time (s) | 13.94 | 14.56 |
| | | Cumulative time (s) | 190.42 | 176.48 |
| | | Speed (m/s) | 14.35 | 13.74 |
| | | Stride length (m) | 6.35 | 6.18 |
| | | Stride duration (s) | 0.431 | 0.450 |
| | | Stride efficiency (%) | 62.92 | 59.76 |
| | | Stride count | 31.52 | 32.34 |

Disclaimer.

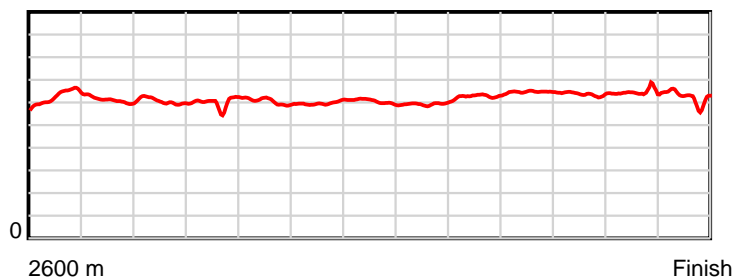
HRNZ and NZMTC and Thoroughbred Ratings Pty Ltd accepts no responsibility for the completeness or accuracy of any of the information contained herein, and makes no representations about its suitability for any particular purpose. Users should make their own judgements about those matters and/or seek independent advice. You assume all risks associated with use of the data provided on this page.

Race Results

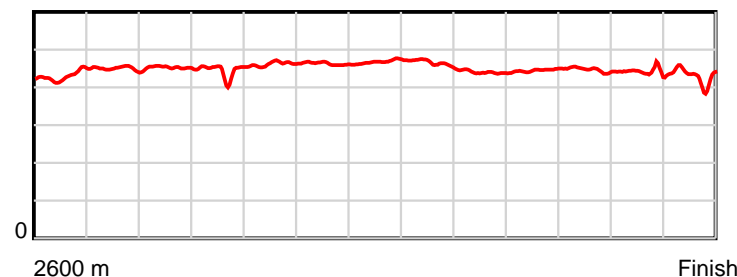
February 10, 2023, Race 7, FAHEY FENCE HIRE 51st NZ ST'BRED BREEDERS STAKES (MOB PACE), Distance 2600m, Addington - Survey 3200m

| Result | TAB no. | Horse (Barrier) | 2200m to | 2000m to | 1800m to | 1600m to | 1400m to | 1200m to | 1000m to | 800m to | 600m to | 400m to | 200m to | Total or | Margin |
|--------|---------|------------------------------|----------|----------|----------|----------|----------|----------|----------|---------|---------|---------|---------|----------|--------|
| 5th | 14 | Manhattan (13) | 2000m | 1800m | 1600m | 1400m | 1200m | 1000m | 800m | 600m | 400m | 200m | WP | Average | |
| | | Position in running (margin) | 6(6.5) | 6(6.1) | 6(6.4) | 7(6.3) | 7(6.3) | 7(6.1) | 8(5.9) | 8(5.7) | 8(4.8) | 10(5.5) | 8(5.8) | | 3.20 |
| | | Sectional time (s) | 15.30 | 14.89 | 15.54 | 15.28 | 15.52 | 15.57 | 14.28 | 13.69 | 14.25 | 13.66 | 13.94 | | |
| | | Cumulative time (s) | 161.92 | 146.62 | 131.73 | 116.19 | 100.91 | 85.39 | 69.82 | 55.54 | 41.85 | 27.60 | 13.94 | 3:10.42 | |
| | | Speed (m/s) | 13.07 | 13.43 | 12.87 | 13.09 | 12.89 | 12.85 | 14.01 | 14.61 | 14.04 | 14.64 | 14.35 | 13.65 | |
| | | Stride length (m) | 5.91 | 5.97 | 5.95 | 6.06 | 6.04 | 5.97 | 6.16 | 6.50 | 6.26 | 6.41 | 6.18 | 6.14 | |
| | | Stride duration (s) | 0.453 | 0.445 | 0.462 | 0.463 | 0.468 | 0.465 | 0.440 | 0.445 | 0.446 | 0.438 | 0.431 | 0.450 | |
| | | Stride efficiency (%) | 54.65 | 55.74 | 55.34 | 57.34 | 56.93 | 55.75 | 59.27 | 66.11 | 61.32 | 64.20 | 59.65 | 59.00 | |
| | | Stride count | 33.82 | 33.49 | 33.61 | 33.02 | 33.14 | 33.49 | 32.47 | 30.75 | 31.93 | 31.20 | 32.37 | 423.15 | |

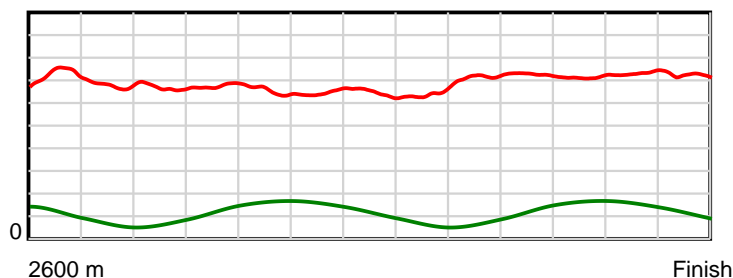
10 m Stride length



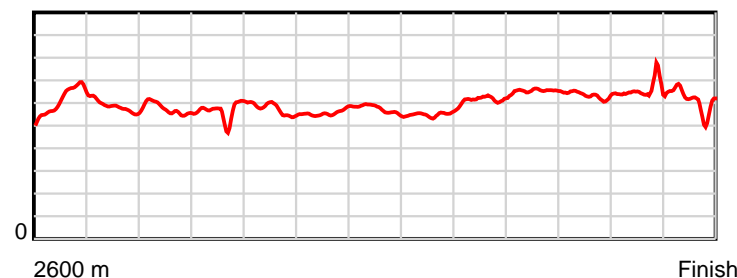
0.6 s Stride duration



20 m/sec Speed



100 % Stride efficiency



Note: Horizontal distance axis grid lines are 200m furlongs.

Disclaimer.

HRNZ and NZMTC and Thoroughbred Ratings Pty Ltd accepts no responsibility for the completeness or accuracy of any of the information contained herein, and makes no representations about its suitability for any particular purpose. Users should make their own judgements about those matters and/or seek independent advice. You assume all risks associated with use of the data provided on this page.



Race Results



February 10, 2023, Race 7, FAHEY FENCE HIRE 51st NZ ST'BRED BREEDERS STAKES (MOB PACE), Distance 2600m, Addington - Survey 3200m

| Result | TAB no. | Horse (Barrier) | 2600 to | 2400m to |
|--------|---------|------------------------------|---------|----------|
| 6th | 9 | Allamericanlov... (9) | 2400m | 2200m |
| | | Position in running (margin) | - | 11(7.0) |
| | | Sectional time (s) | 14.62 | 14.81 |
| | | Cumulative time (s) | 190.58 | 175.96 |
| | | Speed (m/s) | 13.68 | 13.50 |
| | | Stride length (m) | 6.43 | 6.26 |
| | | Stride duration (s) | 0.456 | 0.463 |
| | | Stride efficiency (%) | 64.56 | 61.14 |
| | | Stride count | 31.12 | 31.97 |

Disclaimer.

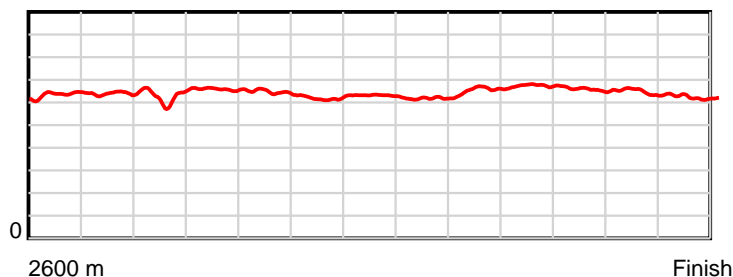
HRNZ and NZMTC and Thoroughbred Ratings Pty Ltd accepts no responsibility for the completeness or accuracy of any of the information contained herein, and makes no representations about its suitability for any particular purpose. Users should make their own judgements about those matters and/or seek independent advice. You assume all risks associated with use of the data provided on this page.

Race Results

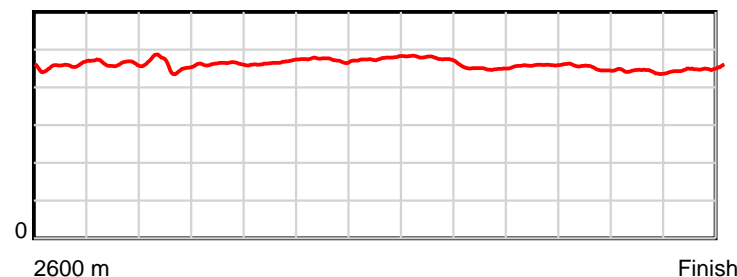
February 10, 2023, Race 7, FAHEY FENCE HIRE 51st NZ ST'BRED BREEDERS STAKES (MOB PACE), Distance 2600m, Addington - Survey 3200m

| Result | TAB no. | Horse (Barrier) | 2200m to | 2000m to | 1800m to | 1600m to | 1400m to | 1200m to | 1000m to | 800m to | 600m to | 400m to | 200m to | Total or | Margin |
|--------|---------|------------------------------|----------|----------|----------|----------|----------|----------|----------|---------|---------|---------|---------|----------|--------|
| 6th | 9 | Allamericanlov... (9) | 2000m | 1800m | 1600m | 1400m | 1200m | 1000m | 800m | 600m | 400m | 200m | WP | Average | |
| | | Position in running (margin) | 9(9.3) | 10(9.4) | 5(5.4) | 3(3.6) | 2(2.1) | 2(1.2) | 2(1.9) | 3(2.2) | 3(1.9) | 3(1.5) | 2(0.6) | | 4.10 |
| | | Sectional time (s) | 15.40 | 14.17 | 15.24 | 15.04 | 15.40 | 15.72 | 14.37 | 13.79 | 14.06 | 13.48 | 14.48 | | |
| | | Cumulative time (s) | 161.15 | 145.75 | 131.58 | 116.34 | 101.30 | 85.90 | 70.18 | 55.81 | 42.02 | 27.96 | 14.48 | 3:10.58 | |
| | | Speed (m/s) | 12.99 | 14.11 | 13.12 | 13.30 | 12.99 | 12.72 | 13.92 | 14.50 | 14.22 | 14.84 | 13.81 | 13.64 | |
| | | Stride length (m) | 5.98 | 6.52 | 6.13 | 6.28 | 6.21 | 6.04 | 6.27 | 6.67 | 6.39 | 6.55 | 6.22 | 6.30 | |
| | | Stride duration (s) | 0.460 | 0.462 | 0.467 | 0.472 | 0.478 | 0.474 | 0.450 | 0.460 | 0.449 | 0.442 | 0.451 | 0.462 | |
| | | Stride efficiency (%) | 55.87 | 66.44 | 58.71 | 61.67 | 60.25 | 56.94 | 61.43 | 69.46 | 63.73 | 67.10 | 60.50 | 61.96 | |
| | | Stride count | 33.45 | 30.67 | 32.63 | 31.84 | 32.21 | 33.13 | 31.90 | 30.00 | 31.32 | 30.52 | 32.14 | 412.90 | |

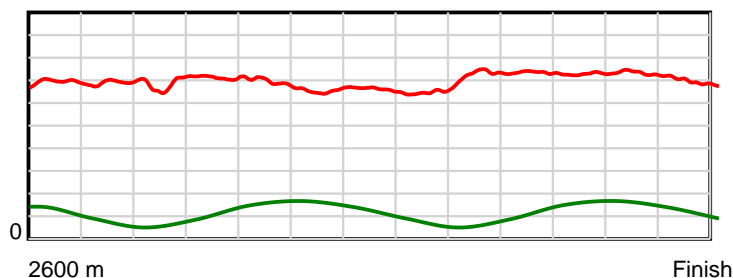
10 m Stride length



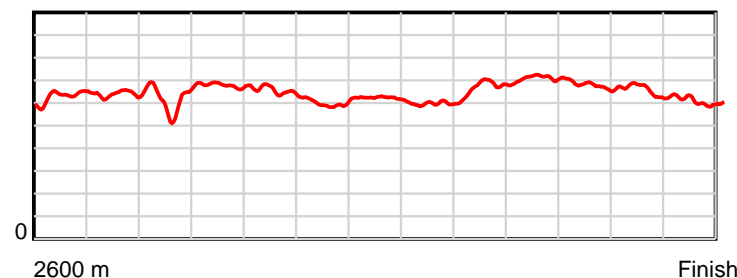
0.6 s Stride duration



20 m/sec Speed



100 % Stride efficiency



Note: Horizontal distance axis grid lines are 200m furlongs.

Disclaimer.

HRNZ and NZMTC and Thoroughbred Ratings Pty Ltd accepts no responsibility for the completeness or accuracy of any of the information contained herein, and makes no representations about its suitability for any particular purpose. Users should make their own judgements about those matters and/or seek independent advice. You assume all risks associated with use of the data provided on this page.



Race Results



February 10, 2023, Race 7, FAHEY FENCE HIRE 51st NZ ST'BRED BREEDERS STAKES (MOB PACE), Distance 2600m, Addington - Survey 3200m

| Result | TAB no. | Horse (Barrier) | 2600 to | 2400m to |
|--------|---------|------------------------------|---------|----------|
| 7th | 7 | Lifes A Beach (7) | 2400m | 2200m |
| | | Position in running (margin) | - | 7(5.0) |
| | | Sectional time (s) | 13.90 | 14.70 |
| | | Cumulative time (s) | 190.71 | 176.81 |
| | | Speed (m/s) | 14.39 | 13.61 |
| | | Stride length (m) | 6.11 | 5.99 |
| | | Stride duration (s) | 0.424 | 0.440 |
| | | Stride efficiency (%) | 58.30 | 56.06 |
| | | Stride count | 32.74 | 33.39 |

Disclaimer.

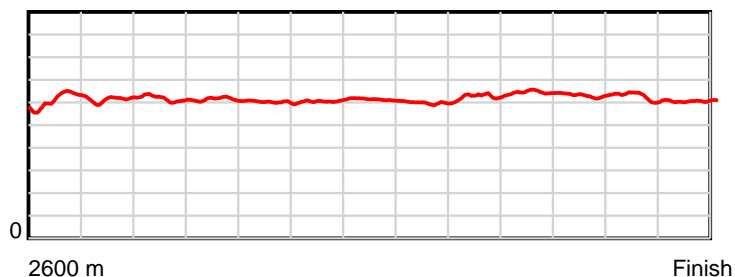
HRNZ and NZMTC and Thoroughbred Ratings Pty Ltd accepts no responsibility for the completeness or accuracy of any of the information contained herein, and makes no representations about its suitability for any particular purpose. Users should make their own judgements about those matters and/or seek independent advice. You assume all risks associated with use of the data provided on this page.

Race Results

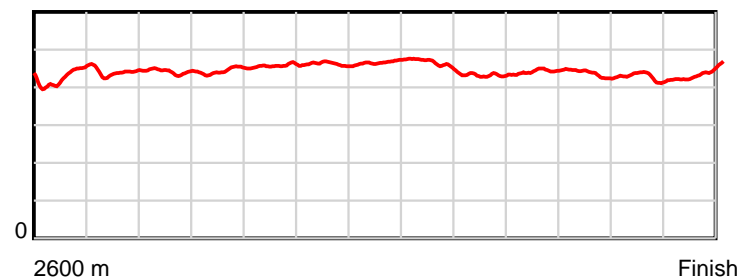
February 10, 2023, Race 7, FAHEY FENCE HIRE 51st NZ ST'BRED BREEDERS STAKES (MOB PACE), Distance 2600m, Addington - Survey 3200m

| Result | TAB no. | Horse (Barrier) | 2200m to | 2000m to | 1800m to | 1600m to | 1400m to | 1200m to | 1000m to | 800m to | 600m to | 400m to | 200m to | Total or | Margin |
|--------|---------|------------------------------|----------|----------|----------|----------|----------|----------|----------|---------|---------|---------|---------|----------|--------|
| 7th | 7 | Lifes A Beach (7) | 2000m | 1800m | 1600m | 1400m | 1200m | 1000m | 800m | 600m | 400m | 200m | WP | Average | |
| | | Position in running (margin) | 7(6.6) | 5(6.0) | 4(4.3) | 6(5.2) | 4(4.2) | 3(3.3) | 3(3.5) | 4(2.7) | 5(2.6) | 4(2.3) | 4(3.1) | | 4.80 |
| | | Sectional time (s) | 15.29 | 14.56 | 15.69 | 15.13 | 15.41 | 15.62 | 14.19 | 13.82 | 14.09 | 13.74 | 14.57 | | |
| | | Cumulative time (s) | 162.11 | 146.82 | 132.26 | 116.57 | 101.44 | 86.03 | 70.41 | 56.22 | 42.40 | 28.31 | 14.57 | 3:10.71 | |
| | | Speed (m/s) | 13.08 | 13.74 | 12.75 | 13.22 | 12.98 | 12.80 | 14.09 | 14.47 | 14.19 | 14.56 | 13.73 | 13.63 | |
| | | Stride length (m) | 5.78 | 6.10 | 5.83 | 6.10 | 6.07 | 5.91 | 6.08 | 6.42 | 6.17 | 6.20 | 6.03 | 6.06 | |
| | | Stride duration (s) | 0.442 | 0.444 | 0.458 | 0.462 | 0.468 | 0.461 | 0.432 | 0.444 | 0.434 | 0.426 | 0.439 | 0.444 | |
| | | Stride efficiency (%) | 52.23 | 58.23 | 53.20 | 58.23 | 57.58 | 54.50 | 57.85 | 64.50 | 59.41 | 60.15 | 56.79 | 57.34 | |
| | | Stride count | 34.59 | 32.76 | 34.28 | 32.76 | 32.95 | 33.87 | 32.87 | 31.13 | 32.44 | 32.24 | 33.18 | 429.20 | |

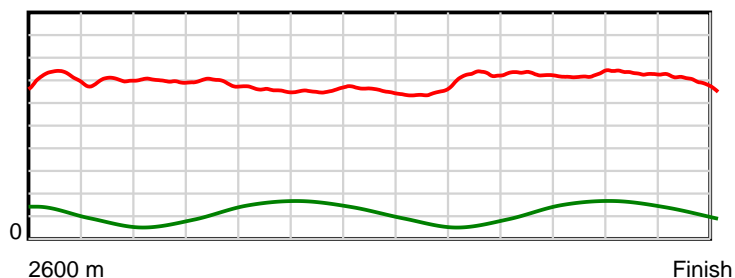
10 m Stride length



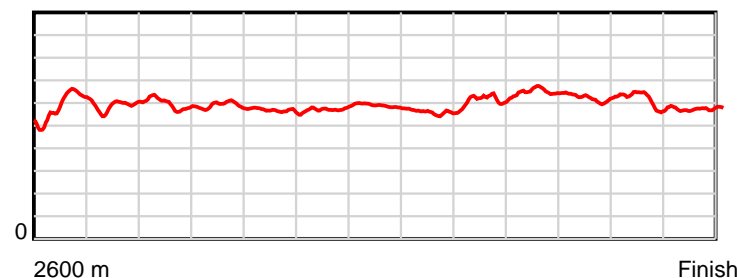
0.6 s Stride duration



20 m/sec Speed



100 % Stride efficiency



Note: Horizontal distance axis grid lines are 200m furlongs.

Disclaimer.

HRNZ and NZMTC and Thoroughbred Ratings Pty Ltd accepts no responsibility for the completeness or accuracy of any of the information contained herein, and makes no representations about its suitability for any particular purpose. Users should make their own judgements about those matters and/or seek independent advice. You assume all risks associated with use of the data provided on this page.



Race Results



February 10, 2023, Race 7, FAHEY FENCE HIRE 51st NZ ST'BRED BREEDERS STAKES (MOB PACE), Distance 2600m, Addington - Survey 3200m

| Result | TAB no. | Horse (Barrier) | 2600 to | 2400m to |
|--------|---------|------------------------------|--------------|--------------|
| 8th | 6 | Boudica (6) | 2400m | 2200m |
| | | Position in running (margin) | - | 13(9.6) |
| | | Sectional time (s) | 14.83 | 15.17 |
| | | Cumulative time (s) | 191.08 | 176.25 |
| | | Speed (m/s) | 13.48 | 13.18 |
| | | Stride length (m) | 5.75 | 5.77 |
| | | Stride duration (s) | 0.418 | 0.437 |
| | | Stride efficiency (%) | 51.65 | 51.98 |
| | | Stride count | 34.79 | 34.68 |

Disclaimer.

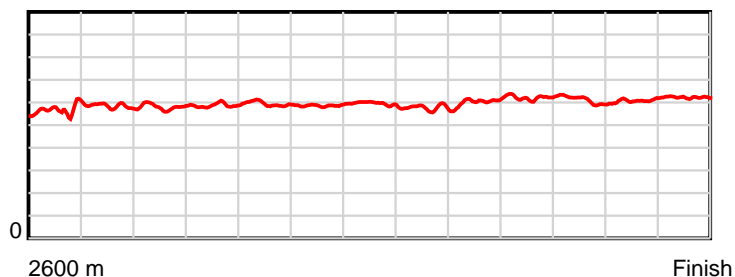
HRNZ and NZMTC and Thoroughbred Ratings Pty Ltd accepts no responsibility for the completeness or accuracy of any of the information contained herein, and makes no representations about its suitability for any particular purpose. Users should make their own judgements about those matters and/or seek independent advice. You assume all risks associated with use of the data provided on this page.

Race Results

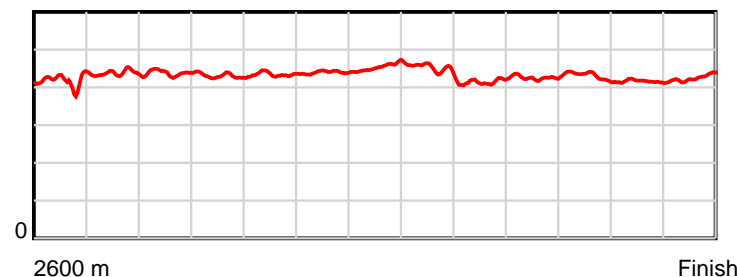
February 10, 2023, Race 7, FAHEY FENCE HIRE 51st NZ ST'BRED BREEDERS STAKES (MOB PACE), Distance 2600m, Addington - Survey 3200m

| Result | TAB no. | Horse (Barrier) | 2200m to | 2000m to | 1800m to | 1600m to | 1400m to | 1200m to | 1000m to | 800m to | 600m to | 400m to | 200m to | Total or | Margin |
|--------|---------|------------------------------|--------------|--------------|--------------|--------------|--------------|--------------|-------------|-------------|-------------|-------------|-----------|----------------|--------|
| 8th | 6 | Boudica (6) | 2000m | 1800m | 1600m | 1400m | 1200m | 1000m | 800m | 600m | 400m | 200m | WP | Average | |
| | | Position in running (margin) | 14(13.9) | 14(16.9) | 14(16.5) | 13(13.4) | 10(10.6) | 11(9.5) | 13(9.5) | 14(9.5) | 14(9.1) | 14(10.4) | 13(8.8) | | 6.80 |
| | | Sectional time (s) | 15.86 | 14.77 | 15.04 | 14.82 | 15.37 | 15.60 | 14.32 | 13.77 | 14.36 | 13.34 | 13.83 | | |
| | | Cumulative time (s) | 161.08 | 145.22 | 130.45 | 115.41 | 100.59 | 85.22 | 69.62 | 55.30 | 41.53 | 27.17 | 13.83 | 3:11.08 | |
| | | Speed (m/s) | 12.61 | 13.54 | 13.30 | 13.50 | 13.01 | 12.82 | 13.97 | 14.52 | 13.93 | 14.99 | 14.46 | 13.61 | |
| | | Stride length (m) | 5.52 | 5.82 | 5.78 | 5.93 | 5.92 | 5.76 | 5.79 | 6.19 | 5.97 | 6.23 | 6.17 | 5.89 | |
| | | Stride duration (s) | 0.438 | 0.430 | 0.435 | 0.440 | 0.455 | 0.450 | 0.414 | 0.426 | 0.429 | 0.415 | 0.427 | 0.433 | |
| | | Stride efficiency (%) | 47.55 | 52.95 | 52.18 | 54.99 | 54.70 | 51.92 | 52.37 | 59.87 | 55.71 | 60.57 | 59.57 | 54.12 | |
| | | Stride count | 36.26 | 34.36 | 34.61 | 33.71 | 33.81 | 34.70 | 34.55 | 32.31 | 33.50 | 32.12 | 32.39 | 441.79 | |

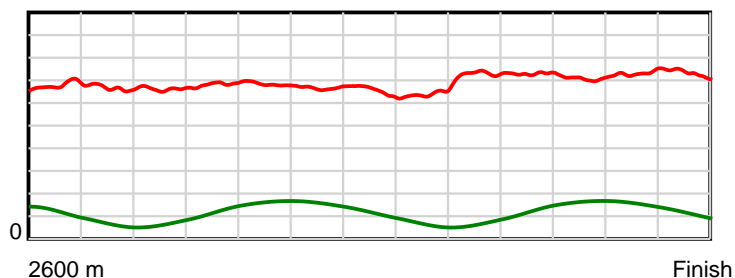
10 m Stride length



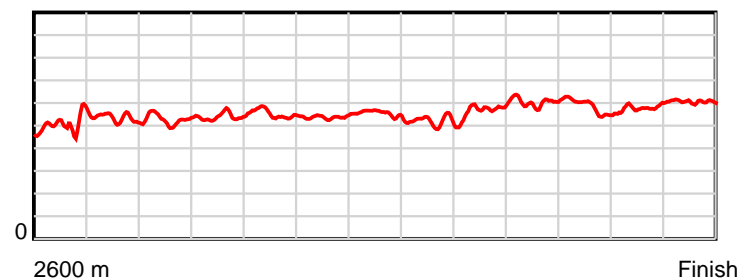
0.6 s Stride duration



20 m/sec Speed



100 % Stride efficiency



Note: Horizontal distance axis grid lines are 200m furlongs.

Disclaimer.

HRNZ and NZMTC and Thoroughbred Ratings Pty Ltd accepts no responsibility for the completeness or accuracy of any of the information contained herein, and makes no representations about its suitability for any particular purpose. Users should make their own judgements about those matters and/or seek independent advice. You assume all risks associated with use of the data provided on this page.



Race Results



February 10, 2023, Race 7, FAHEY FENCE HIRE 51st NZ ST'BRED BREEDERS STAKES (MOB PACE), Distance 2600m, Addington - Survey 3200m

| Result | TAB no. | Horse (Barrier) | 2600 to | 2400m to |
|--------|---------|------------------------------|--------------|--------------|
| 9th | 8 | Katherine (8) | 2400m | 2200m |
| | | Position in running (margin) | - | 14(10.3) |
| | | Sectional time (s) | 14.80 | 14.77 |
| | | Cumulative time (s) | 191.11 | 176.31 |
| | | Speed (m/s) | 13.51 | 13.54 |
| | | Stride length (m) | 6.50 | 6.50 |
| | | Stride duration (s) | 0.480 | 0.480 |
| | | Stride efficiency (%) | 66.02 | 65.98 |
| | | Stride count | 30.77 | 30.78 |

Disclaimer.

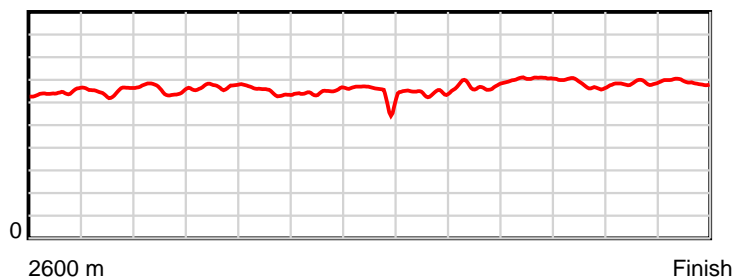
HRNZ and NZMTC and Thoroughbred Ratings Pty Ltd accepts no responsibility for the completeness or accuracy of any of the information contained herein, and makes no representations about its suitability for any particular purpose. Users should make their own judgements about those matters and/or seek independent advice. You assume all risks associated with use of the data provided on this page.

Race Results

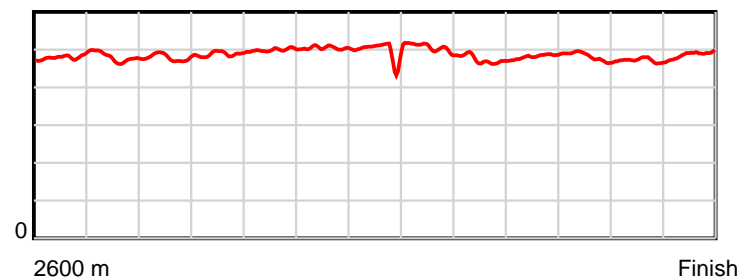
February 10, 2023, Race 7, FAHEY FENCE HIRE 51st NZ ST'BRED BREEDERS STAKES (MOB PACE), Distance 2600m, Addington - Survey 3200m

| Result | TAB no. | Horse (Barrier) | 2200m to | 2000m to | 1800m to | 1600m to | 1400m to | 1200m to | 1000m to | 800m to | 600m to | 400m to | 200m to | Total or | Margin |
|--------|---------|------------------------------|--------------|--------------|--------------|--------------|--------------|--------------|-------------|-------------|-------------|-------------|-----------|----------------|--------|
| 9th | 8 | Katherine (8) | 2000m | 1800m | 1600m | 1400m | 1200m | 1000m | 800m | 600m | 400m | 200m | WP | Average | |
| | | Position in running (margin) | 13(12.3) | 9(9.3) | 9(8.1) | 8(8.1) | 8(7.6) | 9(7.2) | 12(7.4) | 13(8.3) | 12(7.3) | 12(7.5) | 10(7.0) | | 7.00 |
| | | Sectional time (s) | 14.87 | 14.64 | 15.55 | 15.19 | 15.49 | 15.64 | 14.45 | 13.67 | 14.18 | 13.52 | 14.34 | | |
| | | Cumulative time (s) | 161.54 | 146.67 | 132.03 | 116.48 | 101.29 | 85.80 | 70.16 | 55.71 | 42.04 | 27.86 | 14.34 | 3:11.11 | |
| | | Speed (m/s) | 13.45 | 13.66 | 12.86 | 13.17 | 12.91 | 12.79 | 13.84 | 14.63 | 14.10 | 14.79 | 13.95 | 13.60 | |
| | | Stride length (m) | 6.45 | 6.67 | 6.42 | 6.64 | 6.38 | 6.46 | 6.54 | 7.06 | 6.77 | 6.97 | 6.83 | 6.62 | |
| | | Stride duration (s) | 0.479 | 0.488 | 0.499 | 0.505 | 0.494 | 0.505 | 0.473 | 0.483 | 0.480 | 0.472 | 0.490 | 0.487 | |
| | | Stride efficiency (%) | 64.95 | 69.55 | 64.40 | 68.95 | 63.63 | 65.12 | 66.86 | 77.93 | 71.68 | 76.02 | 72.88 | 68.56 | |
| | | Stride count | 31.02 | 29.98 | 31.15 | 30.11 | 31.34 | 30.98 | 30.58 | 28.32 | 29.53 | 28.67 | 29.29 | 392.52 | |

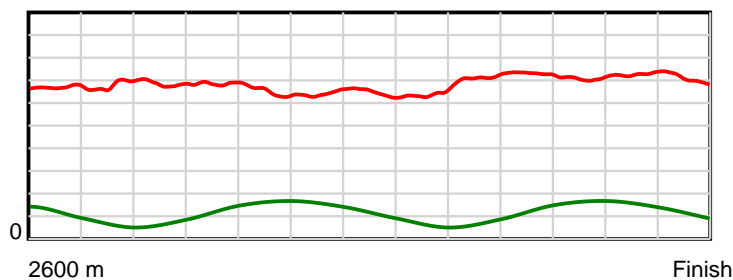
10 m Stride length



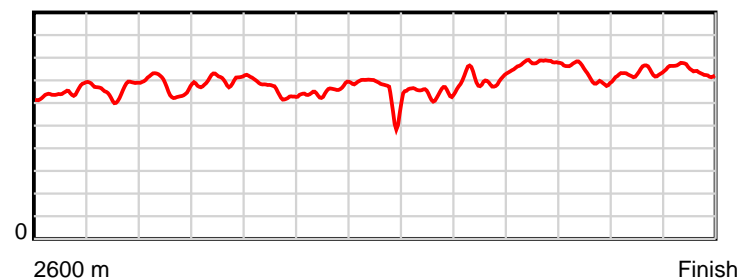
0.6 s Stride duration



20 m/sec Speed



100 % Stride efficiency



Note: Horizontal distance axis grid lines are 200m furlongs.

Disclaimer.

HRNZ and NZMTC and Thoroughbred Ratings Pty Ltd accepts no responsibility for the completeness or accuracy of any of the information contained herein, and makes no representations about its suitability for any particular purpose. Users should make their own judgements about those matters and/or seek independent advice. You assume all risks associated with use of the data provided on this page.



Race Results



February 10, 2023, Race 7, FAHEY FENCE HIRE 51st NZ ST'BRED BREEDERS STAKES (MOB PACE), Distance 2600m, Addington - Survey 3200m

| Result | TAB no. | Horse (Barrier) | 2600 to | 2400m to |
|--------|---------|------------------------------|--------------|--------------|
| 10th | 16 | Folklore (14) | 2400m | 2200m |
| | | Position in running (margin) | - | 12(7.6) |
| | | Sectional time (s) | 14.71 | 15.22 |
| | | Cumulative time (s) | 191.22 | 176.51 |
| | | Speed (m/s) | 13.59 | 13.14 |
| | | Stride length (m) | 6.34 | 6.14 |
| | | Stride duration (s) | 0.440 | 0.467 |
| | | Stride efficiency (%) | 62.77 | 58.82 |
| | | Stride count | 31.56 | 32.60 |

Disclaimer.

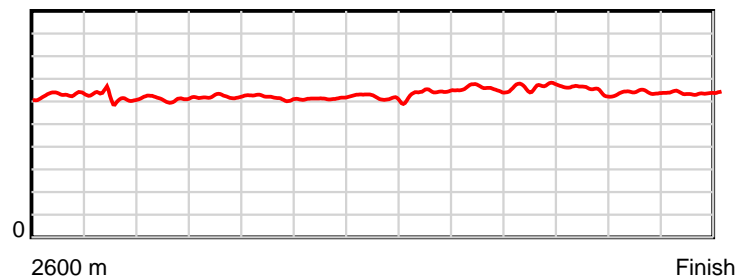
HRNZ and NZMTC and Thoroughbred Ratings Pty Ltd accepts no responsibility for the completeness or accuracy of any of the information contained herein, and makes no representations about its suitability for any particular purpose. Users should make their own judgements about those matters and/or seek independent advice. You assume all risks associated with use of the data provided on this page.

Race Results

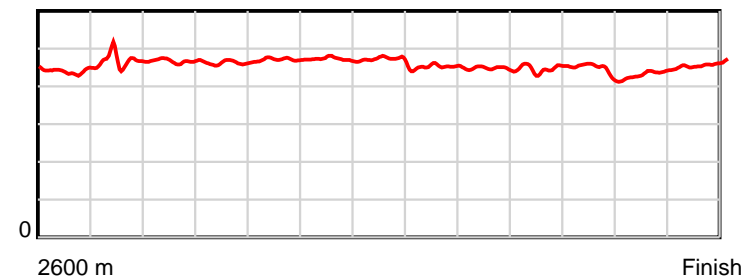
February 10, 2023, Race 7, FAHEY FENCE HIRE 51st NZ ST'BRED BREEDERS STAKES (MOB PACE), Distance 2600m, Addington - Survey 3200m

| Result | TAB no. | Horse (Barrier) | 2200m to | 2000m to | 1800m to | 1600m to | 1400m to | 1200m to | 1000m to | 800m to | 600m to | 400m to | 200m to | Total or | Margin |
|--------|---------|------------------------------|--------------|--------------|--------------|--------------|--------------|--------------|-------------|-------------|-------------|-------------|-----------|----------------|--------|
| 10th | 16 | Folklore (14) | 2000m | 1800m | 1600m | 1400m | 1200m | 1000m | 800m | 600m | 400m | 200m | WP | Average | |
| | | Position in running (margin) | 12(12.3) | 13(15.8) | 13(15.9) | 14(16.5) | 14(14.9) | 14(12.7) | 9(6.2) | 10(7.1) | 9(4.8) | 8(4.3) | 7(5.4) | | 7.60 |
| | | Sectional time (s) | 15.96 | 14.86 | 15.64 | 15.02 | 15.20 | 14.52 | 14.45 | 13.46 | 14.05 | 13.80 | 14.33 | | |
| | | Cumulative time (s) | 161.29 | 145.33 | 130.47 | 114.83 | 99.81 | 84.61 | 70.09 | 55.64 | 42.18 | 28.13 | 14.33 | 3:11.22 | |
| | | Speed (m/s) | 12.53 | 13.46 | 12.79 | 13.32 | 13.16 | 13.77 | 13.84 | 14.86 | 14.23 | 14.49 | 13.96 | 13.60 | |
| | | Stride length (m) | 5.86 | 6.22 | 6.03 | 6.29 | 6.19 | 6.23 | 6.20 | 6.65 | 6.27 | 6.33 | 6.41 | 6.24 | |
| | | Stride duration (s) | 0.467 | 0.462 | 0.471 | 0.472 | 0.470 | 0.452 | 0.448 | 0.448 | 0.441 | 0.437 | 0.459 | 0.459 | |
| | | Stride efficiency (%) | 53.57 | 60.50 | 56.79 | 61.74 | 59.85 | 60.60 | 59.98 | 69.11 | 61.46 | 62.70 | 64.23 | 60.78 | |
| | | Stride count | 34.16 | 32.14 | 33.18 | 31.82 | 32.32 | 32.12 | 32.28 | 30.07 | 31.89 | 31.57 | 31.19 | 416.90 | |

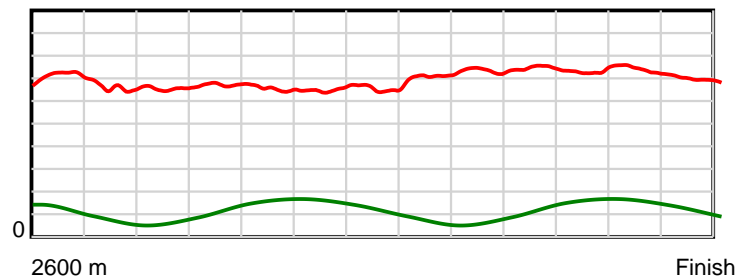
10 m Stride length



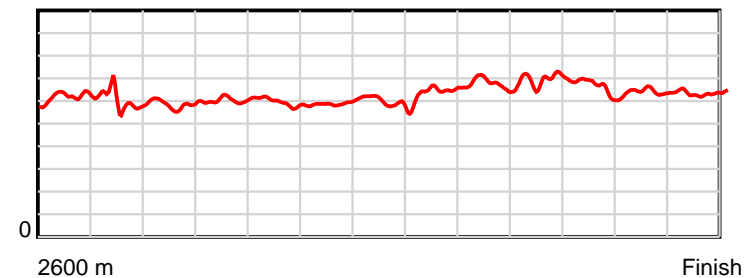
0.6 s Stride duration



20 m/sec Speed



100 % Stride efficiency



Note: Horizontal distance axis grid lines are 200m furlongs.

Disclaimer.

HRNZ and NZMTC and Thoroughbred Ratings Pty Ltd accepts no responsibility for the completeness or accuracy of any of the information contained herein, and makes no representations about its suitability for any particular purpose. Users should make their own judgements about those matters and/or seek independent advice. You assume all risks associated with use of the data provided on this page.



Race Results



February 10, 2023, Race 7, FAHEY FENCE HIRE 51st NZ ST'BRED BREEDERS STAKES (MOB PACE), Distance 2600m, Addington - Survey 3200m

| Result | TAB no. | Horse (Barrier) | 2600 to | 2400m to |
|--------|---------|------------------------------|--------------|--------------|
| 11th | 4 | Dancing Desire (4) | 2400m | 2200m |
| | | Position in running (margin) | - | 4(3.6) |
| | | Sectional time (s) | 13.70 | 14.92 |
| | | Cumulative time (s) | 191.34 | 177.64 |
| | | Speed (m/s) | 14.60 | 13.40 |
| | | Stride length (m) | 6.22 | 5.86 |
| | | Stride duration (s) | 0.425 | 0.437 |
| | | Stride efficiency (%) | 60.42 | 53.61 |
| | | Stride count | 32.16 | 34.15 |

Disclaimer.

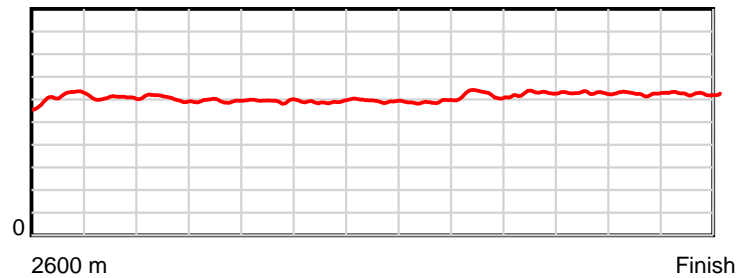
HRNZ and NZMTC and Thoroughbred Ratings Pty Ltd accepts no responsibility for the completeness or accuracy of any of the information contained herein, and makes no representations about its suitability for any particular purpose. Users should make their own judgements about those matters and/or seek independent advice. You assume all risks associated with use of the data provided on this page.

Race Results

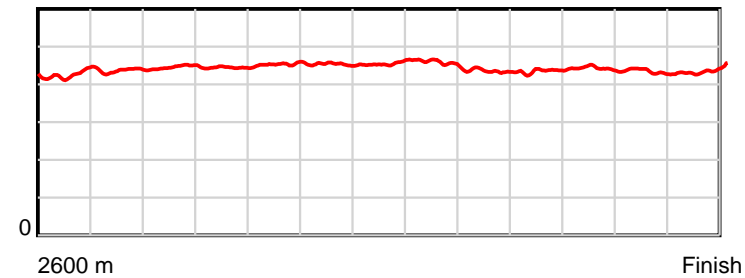
February 10, 2023, Race 7, FAHEY FENCE HIRE 51st NZ ST'BRED BREEDERS STAKES (MOB PACE), Distance 2600m, Addington - Survey 3200m

| Result | TAB no. | Horse (Barrier) | 2200m to | 2000m to | 1800m to | 1600m to | 1400m to | 1200m to | 1000m to | 800m to | 600m to | 400m to | 200m to | Total or | Margin |
|--------|---------|------------------------------|--------------|--------------|--------------|--------------|--------------|--------------|-------------|-------------|-------------|-------------|-----------|----------------|--------|
| 11th | 4 | Dancing Desire (4) | 2000m | 1800m | 1600m | 1400m | 1200m | 1000m | 800m | 600m | 400m | 200m | WP | Average | |
| | | Position in running (margin) | 5(6.4) | 4(5.6) | 7(6.5) | 5(5.1) | 6(5.7) | 5(4.4) | 10(6.3) | 9(6.8) | 11(6.9) | 11(6.8) | 14(8.8) | | 8.30 |
| | | Sectional time (s) | 15.23 | 14.98 | 15.33 | 15.37 | 15.34 | 15.93 | 14.39 | 13.85 | 14.13 | 13.95 | 14.22 | | |
| | | Cumulative time (s) | 162.72 | 147.49 | 132.51 | 117.18 | 101.81 | 86.47 | 70.54 | 56.15 | 42.30 | 28.17 | 14.22 | 3:11.34 | |
| | | Speed (m/s) | 13.13 | 13.35 | 13.05 | 13.01 | 13.04 | 12.55 | 13.90 | 14.44 | 14.15 | 14.34 | 14.06 | 13.59 | |
| | | Stride length (m) | 5.86 | 5.93 | 5.92 | 5.90 | 5.94 | 5.73 | 6.06 | 6.29 | 6.25 | 6.22 | 6.14 | 6.02 | |
| | | Stride duration (s) | 0.446 | 0.444 | 0.454 | 0.453 | 0.455 | 0.456 | 0.436 | 0.436 | 0.441 | 0.434 | 0.436 | 0.443 | |
| | | Stride efficiency (%) | 53.59 | 54.96 | 54.77 | 54.38 | 55.07 | 51.27 | 57.35 | 61.87 | 61.00 | 60.40 | 58.85 | 56.60 | |
| | | Stride count | 34.15 | 33.72 | 33.78 | 33.90 | 33.69 | 34.92 | 33.01 | 31.78 | 32.01 | 32.17 | 32.59 | 432.03 | |

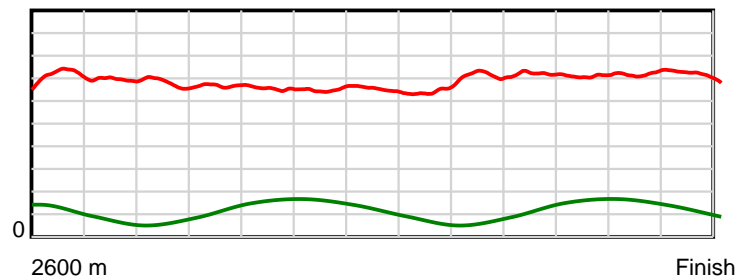
10 m Stride length



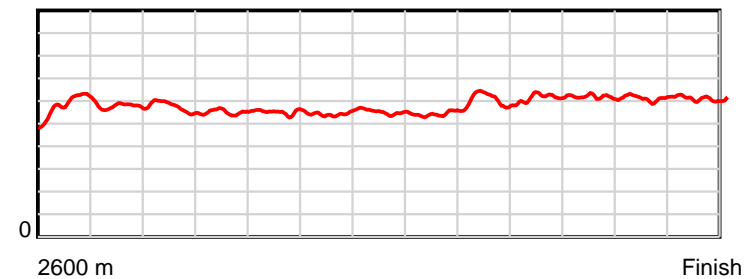
0.6 s Stride duration



20 m/sec Speed



100 % Stride efficiency



Note: Horizontal distance axis grid lines are 200m furlongs.

Disclaimer.

HRNZ and NZMTC and Thoroughbred Ratings Pty Ltd accepts no responsibility for the completeness or accuracy of any of the information contained herein, and makes no representations about its suitability for any particular purpose. Users should make their own judgements about those matters and/or seek independent advice. You assume all risks associated with use of the data provided on this page.



Race Results



February 10, 2023, Race 7, FAHEY FENCE HIRE 51st NZ ST'BRED BREEDERS STAKES (MOB PACE), Distance 2600m, Addington - Survey 3200m

| Result | TAB no. | Horse (Barrier) | 2600 to | 2400m to |
|--------|---------|------------------------------|--------------|--------------|
| 12th | 12 | Play Philly (11) | 2400m | 2200m |
| | | Position in running (margin) | - | 6(4.4) |
| | | Sectional time (s) | 13.79 | 14.98 |
| | | Cumulative time (s) | 191.77 | 177.98 |
| | | Speed (m/s) | 14.50 | 13.35 |
| | | Stride length (m) | 6.34 | 6.00 |
| | | Stride duration (s) | 0.425 | 0.449 |
| | | Stride efficiency (%) | 62.82 | 56.19 |
| | | Stride count | 31.54 | 33.35 |

Disclaimer.

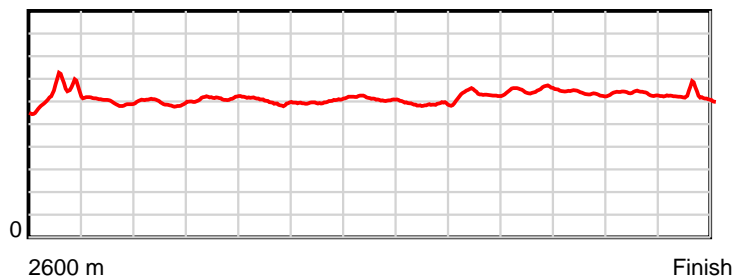
HRNZ and NZMTC and Thoroughbred Ratings Pty Ltd accepts no responsibility for the completeness or accuracy of any of the information contained herein, and makes no representations about its suitability for any particular purpose. Users should make their own judgements about those matters and/or seek independent advice. You assume all risks associated with use of the data provided on this page.

Race Results

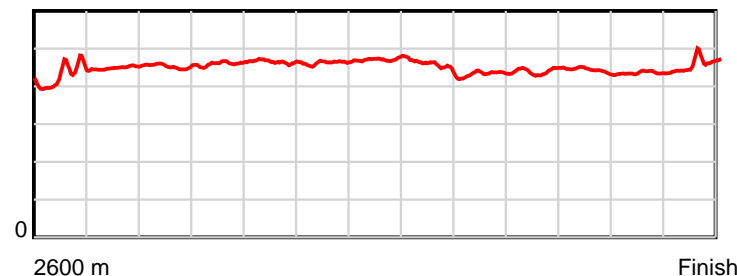
February 10, 2023, Race 7, FAHEY FENCE HIRE 51st NZ ST'BRED BREEDERS STAKES (MOB PACE), Distance 2600m, Addington - Survey 3200m

| Result | TAB no. | Horse (Barrier) | 2200m to | 2000m to | 1800m to | 1600m to | 1400m to | 1200m to | 1000m to | 800m to | 600m to | 400m to | 200m to | Total or | Margin |
|--------|---------|------------------------------|--------------|--------------|--------------|--------------|--------------|--------------|-------------|-------------|-------------|-------------|-----------|----------------|--------|
| 12th | 12 | Play Philly (11) | 2000m | 1800m | 1600m | 1400m | 1200m | 1000m | 800m | 600m | 400m | 200m | WP | Average | |
| | | Position in running (margin) | 8(7.6) | 8(8.2) | 10(8.7) | 10(9.1) | 11(10.9) | 12(10.2) | 14(9.6) | 11(8.0) | 10(5.2) | 9(5.3) | 11(7.3) | | 10.60 |
| | | Sectional time (s) | 15.48 | 14.92 | 15.61 | 15.59 | 15.44 | 15.50 | 14.05 | 13.37 | 14.15 | 13.95 | 14.94 | | |
| | | Cumulative time (s) | 163.00 | 147.52 | 132.60 | 116.99 | 101.40 | 85.96 | 70.46 | 56.41 | 43.04 | 28.89 | 14.94 | 3:11.77 | |
| | | Speed (m/s) | 12.92 | 13.40 | 12.81 | 12.83 | 12.95 | 12.90 | 14.23 | 14.96 | 14.13 | 14.34 | 13.39 | 13.56 | |
| | | Stride length (m) | 5.85 | 6.16 | 5.95 | 5.92 | 6.11 | 5.84 | 6.18 | 6.60 | 6.23 | 6.25 | 6.16 | 6.12 | |
| | | Stride duration (s) | 0.453 | 0.460 | 0.464 | 0.462 | 0.472 | 0.452 | 0.434 | 0.441 | 0.441 | 0.436 | 0.461 | 0.451 | |
| | | Stride efficiency (%) | 53.40 | 59.33 | 55.33 | 54.86 | 58.34 | 53.25 | 59.65 | 68.11 | 60.73 | 61.03 | 59.39 | 58.46 | |
| | | Stride count | 34.21 | 32.46 | 33.61 | 33.76 | 32.73 | 34.26 | 32.37 | 30.29 | 32.08 | 32.00 | 32.44 | 425.10 | |

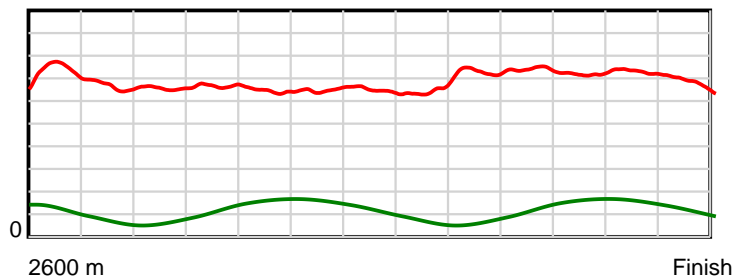
10 m Stride length



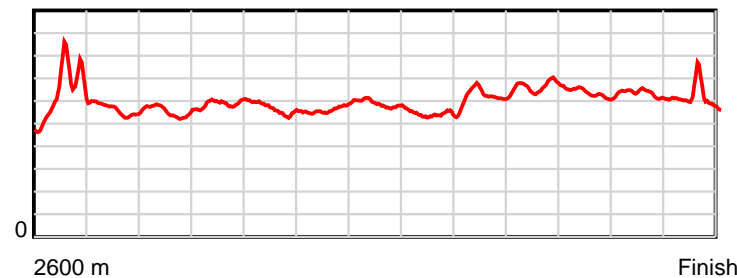
0.6 s Stride duration



20 m/sec Speed



100 % Stride efficiency



Note: Horizontal distance axis grid lines are 200m furlongs.

Disclaimer.

HRNZ and NZMTC and Thoroughbred Ratings Pty Ltd accepts no responsibility for the completeness or accuracy of any of the information contained herein, and makes no representations about its suitability for any particular purpose. Users should make their own judgements about those matters and/or seek independent advice. You assume all risks associated with use of the data provided on this page.



Race Results



February 10, 2023, Race 7, FAHEY FENCE HIRE 51st NZ ST'BRED BREEDERS STAKES (MOB PACE), Distance 2600m, Addington - Survey 3200m

| Result | TAB no. | Horse (Barrier) | 2600 to | 2400m to |
|--------|---------|------------------------------|--------------|--------------|
| 13th | 3 | Cloudy Bay (3) | 2400m | 2200m |
| | | Position in running (margin) | - | 2(1.8) |
| | | Sectional time (s) | 13.64 | 15.01 |
| | | Cumulative time (s) | 191.90 | 178.26 |
| | | Speed (m/s) | 14.66 | 13.32 |
| | | Stride length (m) | 6.14 | 6.06 |
| | | Stride duration (s) | 0.412 | 0.455 |
| | | Stride efficiency (%) | 58.83 | 57.30 |
| | | Stride count | 32.60 | 33.03 |

Disclaimer.

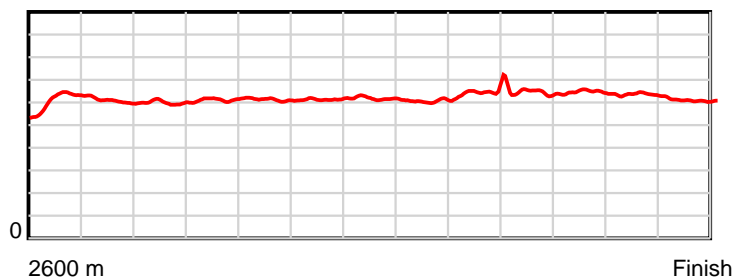
HRNZ and NZMTC and Thoroughbred Ratings Pty Ltd accepts no responsibility for the completeness or accuracy of any of the information contained herein, and makes no representations about its suitability for any particular purpose. Users should make their own judgements about those matters and/or seek independent advice. You assume all risks associated with use of the data provided on this page.

Race Results

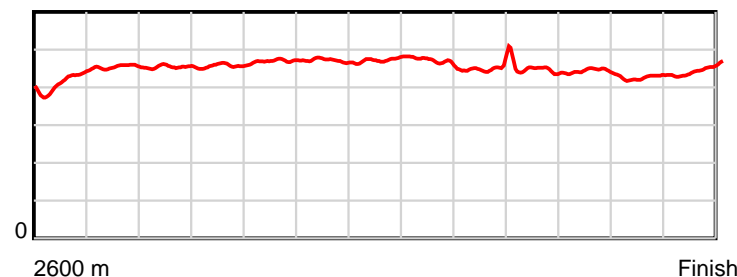
February 10, 2023, Race 7, FAHEY FENCE HIRE 51st NZ ST'BRED BREEDERS STAKES (MOB PACE), Distance 2600m, Addington - Survey 3200m

| Result | TAB no. | Horse (Barrier) | 2200m to | 2000m to | 1800m to | 1600m to | 1400m to | 1200m to | 1000m to | 800m to | 600m to | 400m to | 200m to | Total or | Margin |
|--------|---------|------------------------------|--------------|--------------|--------------|--------------|--------------|--------------|-------------|-------------|-------------|-------------|-----------|----------------|--------|
| 13th | 3 | Cloudy Bay (3) | 2000m | 1800m | 1600m | 1400m | 1200m | 1000m | 800m | 600m | 400m | 200m | WP | Average | |
| | | Position in running (margin) | 4(5.2) | 7(7.1) | 8(7.6) | 9(8.4) | 9(8.2) | 8(7.0) | 11(7.0) | 12(8.0) | 13(8.2) | 13(7.9) | 12(7.7) | | 11.40 |
| | | Sectional time (s) | 15.69 | 14.92 | 15.69 | 15.26 | 15.35 | 15.60 | 14.48 | 13.86 | 14.10 | 13.58 | 14.72 | | |
| | | Cumulative time (s) | 163.25 | 147.56 | 132.64 | 116.95 | 101.69 | 86.34 | 70.74 | 56.26 | 42.40 | 28.30 | 14.72 | 3:11.90 | |
| | | Speed (m/s) | 12.75 | 13.40 | 12.75 | 13.11 | 13.03 | 12.82 | 13.81 | 14.43 | 14.18 | 14.73 | 13.59 | 13.55 | |
| | | Stride length (m) | 5.79 | 6.12 | 6.00 | 6.17 | 6.17 | 6.01 | 6.25 | 6.41 | 6.27 | 6.28 | 6.09 | 6.13 | |
| | | Stride duration (s) | 0.454 | 0.457 | 0.471 | 0.471 | 0.474 | 0.468 | 0.453 | 0.444 | 0.442 | 0.427 | 0.448 | 0.453 | |
| | | Stride efficiency (%) | 52.39 | 58.58 | 56.23 | 59.46 | 59.45 | 56.39 | 61.14 | 64.20 | 61.49 | 61.63 | 57.93 | 58.74 | |
| | | Stride count | 34.54 | 32.67 | 33.34 | 32.42 | 32.42 | 33.29 | 31.97 | 31.20 | 31.88 | 31.85 | 32.85 | 424.06 | |

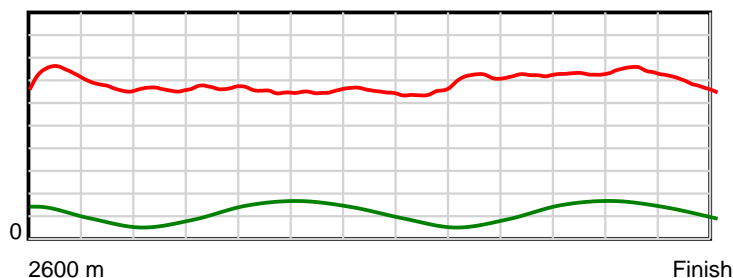
10 m Stride length



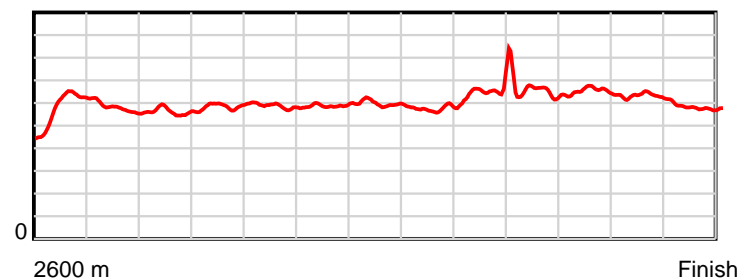
0.6 s Stride duration



20 m/sec Speed



100 % Stride efficiency



Note: Horizontal distance axis grid lines are 200m furlongs.

Disclaimer.

HRNZ and NZMTC and Thoroughbred Ratings Pty Ltd accepts no responsibility for the completeness or accuracy of any of the information contained herein, and makes no representations about its suitability for any particular purpose. Users should make their own judgements about those matters and/or seek independent advice. You assume all risks associated with use of the data provided on this page.



Race Results



February 10, 2023, Race 7, FAHEY FENCE HIRE 51st NZ ST'BRED BREEDERS STAKES (MOB PACE), Distance 2600m, Addington - Survey 3200m

| Result | TAB no. | Horse (Barrier) | 2600 to | 2400m to |
|--------|---------|------------------------------|--------------|--------------|
| 14th | 13 | Better's Tart (12) | 2400m | 2200m |
| | | Position in running (margin) | - | 8(5.4) |
| | | Sectional time (s) | 14.15 | 15.30 |
| | | Cumulative time (s) | 192.04 | 177.89 |
| | | Speed (m/s) | 14.13 | 13.07 |
| | | Stride length (m) | 6.18 | 5.84 |
| | | Stride duration (s) | 0.424 | 0.447 |
| | | Stride efficiency (%) | 59.75 | 53.30 |
| | | Stride count | 32.34 | 34.25 |

Disclaimer.

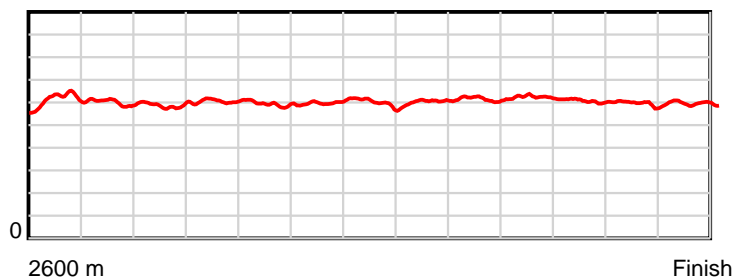
HRNZ and NZMTC and Thoroughbred Ratings Pty Ltd accepts no responsibility for the completeness or accuracy of any of the information contained herein, and makes no representations about its suitability for any particular purpose. Users should make their own judgements about those matters and/or seek independent advice. You assume all risks associated with use of the data provided on this page.

Race Results

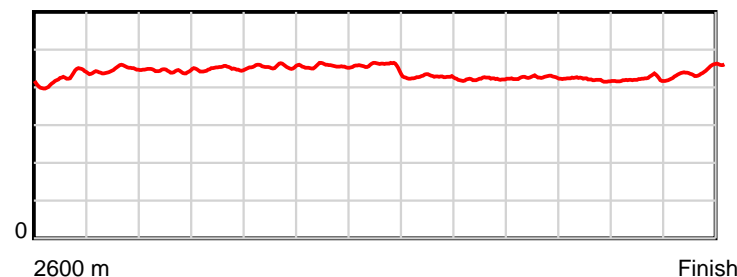
February 10, 2023, Race 7, FAHEY FENCE HIRE 51st NZ ST'BRED BREEDERS STAKES (MOB PACE), Distance 2600m, Addington - Survey 3200m

| Result | TAB no. | Horse (Barrier) | 2200m to | 2000m to | 1800m to | 1600m to | 1400m to | 1200m to | 1000m to | 800m to | 600m to | 400m to | 200m to | Total or | Margin |
|--------|---------|------------------------------|--------------|--------------|--------------|--------------|--------------|--------------|-------------|-------------|-------------|-------------|-----------|----------------|--------|
| 14th | 13 | Better's Tart (12) | 2000m | 1800m | 1600m | 1400m | 1200m | 1000m | 800m | 600m | 400m | 200m | WP | Average | |
| | | Position in running (margin) | 10(10.5) | 11(11.3) | 11(11.6) | 11(11.0) | 12(11.3) | 10(9.2) | 5(4.0) | 6(3.4) | 4(2.6) | 5(2.5) | 9(6.8) | | 12.20 |
| | | Sectional time (s) | 15.50 | 14.88 | 15.45 | 15.34 | 15.21 | 14.75 | 14.20 | 13.71 | 14.13 | 14.32 | 15.10 | | |
| | | Cumulative time (s) | 162.59 | 147.09 | 132.21 | 116.76 | 101.42 | 86.21 | 71.46 | 57.26 | 43.55 | 29.42 | 15.10 | 3:12.04 | |
| | | Speed (m/s) | 12.90 | 13.44 | 12.94 | 13.04 | 13.15 | 13.56 | 14.08 | 14.59 | 14.15 | 13.97 | 13.25 | 13.54 | |
| | | Stride length (m) | 5.73 | 6.03 | 5.89 | 5.95 | 5.97 | 5.79 | 5.94 | 6.22 | 5.93 | 5.90 | 5.90 | 5.94 | |
| | | Stride duration (s) | 0.444 | 0.449 | 0.455 | 0.456 | 0.454 | 0.427 | 0.422 | 0.426 | 0.419 | 0.423 | 0.445 | 0.439 | |
| | | Stride efficiency (%) | 51.39 | 56.86 | 54.23 | 55.29 | 55.76 | 52.30 | 55.09 | 60.49 | 54.90 | 54.48 | 54.42 | 55.17 | |
| | | Stride count | 34.88 | 33.16 | 33.95 | 33.62 | 33.48 | 34.57 | 33.68 | 32.15 | 33.74 | 33.87 | 33.89 | 437.58 | |

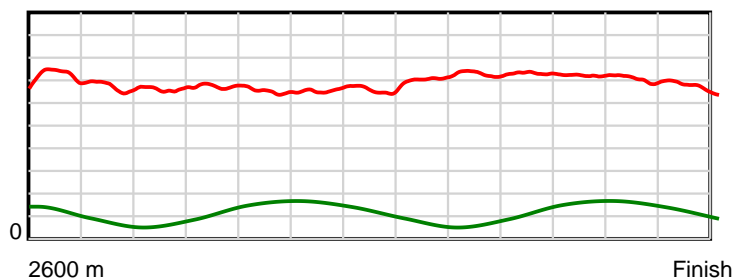
10 m Stride length



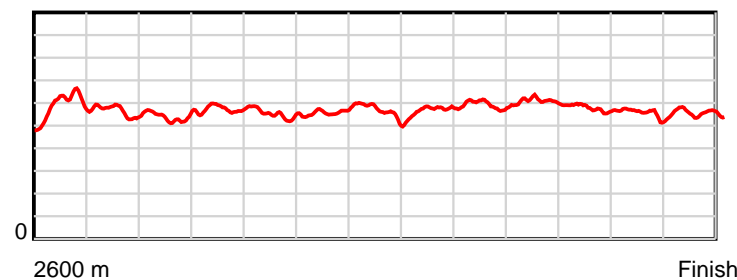
0.6 s Stride duration



20 m/sec Speed



100 % Stride efficiency



Note: Horizontal distance axis grid lines are 200m furlongs.

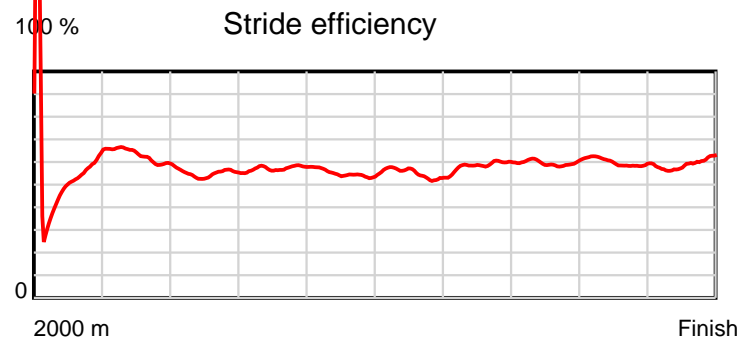
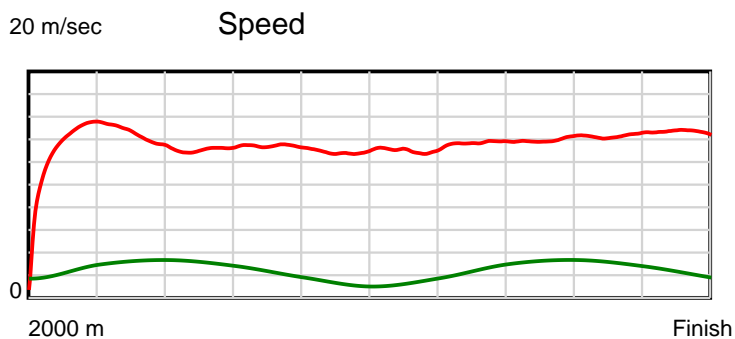
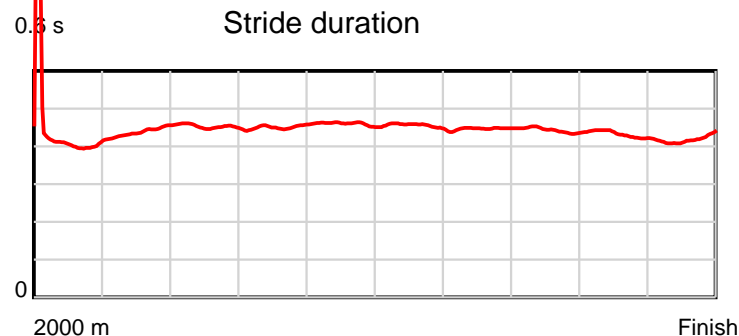
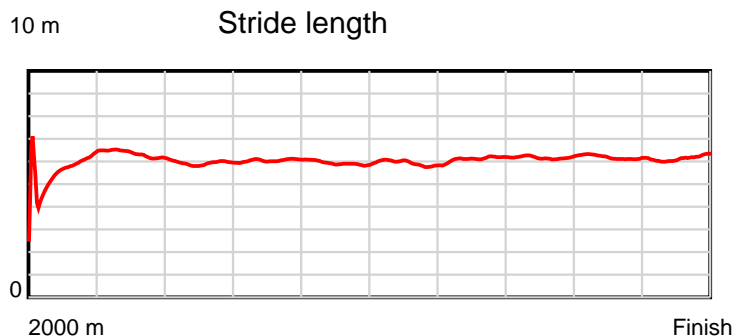
Disclaimer.

HRNZ and NZMTC and Thoroughbred Ratings Pty Ltd accepts no responsibility for the completeness or accuracy of any of the information contained herein, and makes no representations about its suitability for any particular purpose. Users should make their own judgements about those matters and/or seek independent advice. You assume all risks associated with use of the data provided on this page.

Race Results

February 10, 2023, Race 8, AIRPARK CANTERBURY PACE, Distance 2000m, Addington - Survey 3200m

| Result | TAB no. | Horse (Barrier) | 2000 to | 1800m to | 1600m to | 1400m to | 1200m to | 1000m to | 800m to | 600m to | 400m to | 200m to | Total or | Margin |
|--------|---------|------------------------------|---------|----------|----------|----------|----------|----------|---------|---------|---------|---------|----------|--------|
| 1st | 9 | Silk (7) | 1800m | 1600m | 1400m | 1200m | 1000m | 800m | 600m | 400m | 200m | WP | Average | |
| | | Position in running (margin) | - | 2(0.6) | 1(0.0) | 1(0.0) | 1(0.0) | 1(0.0) | 1(0.0) | 1(0.0) | 1(0.0) | 1(0.0) | | 0.00 |
| | | Sectional time (s) | 15.38 | 14.24 | 15.20 | 14.96 | 15.56 | 15.50 | 14.59 | 14.39 | 14.07 | 13.74 | | |
| | | Cumulative time (s) | 147.63 | 132.25 | 118.01 | 102.81 | 87.85 | 72.29 | 56.79 | 42.20 | 27.81 | 13.74 | 2:27.63 | |
| | | Speed (m/s) | 13.00 | 14.04 | 13.16 | 13.37 | 12.85 | 12.90 | 13.71 | 13.90 | 14.21 | 14.56 | 13.55 | |
| | | Stride length (m) | 5.48 | 6.18 | 5.95 | 6.03 | 5.91 | 5.87 | 6.13 | 6.15 | 6.14 | 6.11 | 5.99 | |
| | | Stride duration (s) | 0.419 | 0.440 | 0.452 | 0.451 | 0.459 | 0.455 | 0.447 | 0.443 | 0.432 | 0.420 | 0.442 | |
| | | Stride efficiency (%) | 47.01 | 59.73 | 55.36 | 56.82 | 54.49 | 53.86 | 58.72 | 59.11 | 58.86 | 58.37 | 56.04 | |
| | | Stride count | 36.46 | 32.35 | 33.60 | 33.17 | 33.87 | 34.07 | 32.63 | 32.52 | 32.59 | 32.72 | 333.98 | |



Note: Horizontal distance axis grid lines are 200m furlongs.

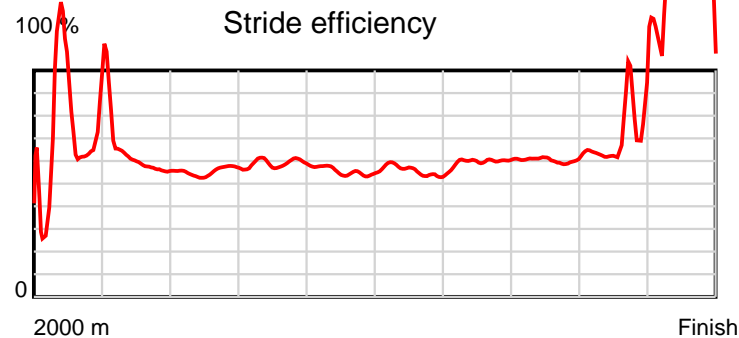
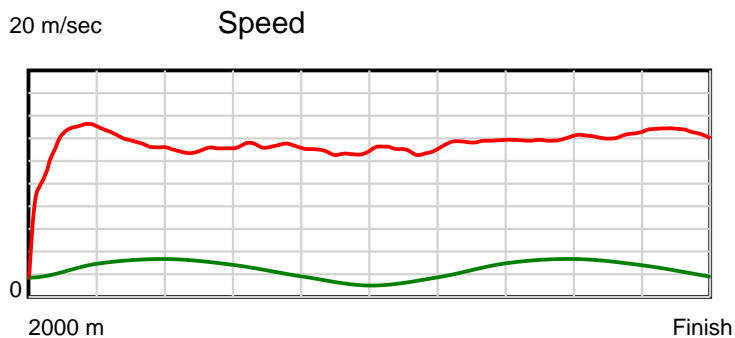
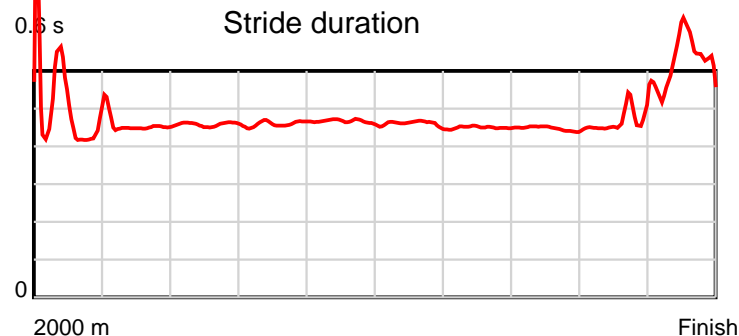
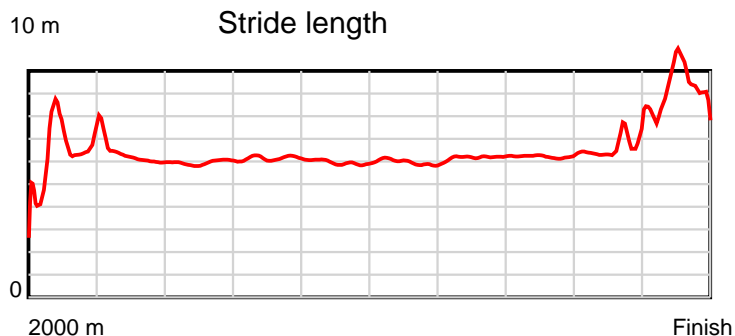
Disclaimer.

HRNZ and NZMTC and Thoroughbred Ratings Pty Ltd accepts no responsibility for the completeness or accuracy of any of the information contained herein, and makes no representations about its suitability for any particular purpose. Users should make their own judgements about those matters and/or seek independent advice. You assume all risks associated with use of the data provided on this page.

Race Results

February 10, 2023, Race 8, AIRPARK CANTERBURY PACE, Distance 2000m, Addington - Survey 3200m

| Result | TAB no. | Horse (Barrier) | 2000 to | 1800m to | 1600m to | 1400m to | 1200m to | 1000m to | 800m to | 600m to | 400m to | 200m to | Total or | Margin |
|--------|---------|------------------------------|---------|----------|----------|----------|----------|----------|---------|---------|---------|---------|----------|--------|
| 2nd | 7 | Yankee Jay (5) | 1800m | 1600m | 1400m | 1200m | 1000m | 800m | 600m | 400m | 200m | WP | Average | |
| | | Position in running (margin) | - | 1(0.0) | 2(2.1) | 3(1.8) | 3(1.8) | 3(2.4) | 2(1.4) | 3(1.3) | 2(1.8) | 2(1.5) | | 1.70 |
| | | Sectional time (s) | 15.31 | 14.69 | 15.15 | 14.96 | 15.65 | 15.33 | 14.58 | 14.46 | 14.03 | 13.78 | | |
| | | Cumulative time (s) | 147.94 | 132.63 | 117.94 | 102.79 | 87.83 | 72.18 | 56.85 | 42.27 | 27.81 | 13.78 | 2:27.94 | |
| | | Speed (m/s) | 13.06 | 13.61 | 13.20 | 13.37 | 12.78 | 13.05 | 13.72 | 13.83 | 14.26 | 14.51 | 13.52 | |
| | | Stride length (m) | 6.30 | 6.11 | 6.06 | 6.15 | 5.95 | 6.00 | 6.17 | 6.18 | 6.60 | 7.42 | 6.27 | |
| | | Stride duration (s) | 0.468 | 0.449 | 0.459 | 0.460 | 0.466 | 0.460 | 0.450 | 0.447 | 0.463 | 0.511 | 0.464 | |
| | | Stride efficiency (%) | 62.10 | 58.37 | 57.30 | 59.09 | 55.35 | 56.34 | 59.58 | 59.76 | 68.16 | 86.10 | 61.48 | |
| | | Stride count | 31.73 | 32.72 | 33.03 | 32.52 | 33.60 | 33.31 | 32.39 | 32.34 | 30.28 | 26.94 | 318.86 | |



Note: Horizontal distance axis grid lines are 200m furlongs.

Disclaimer.

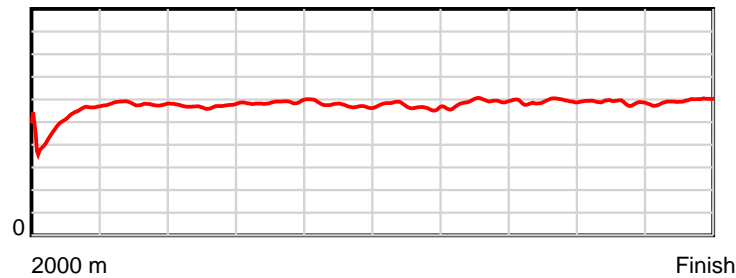
HRNZ and NZMTC and Thoroughbred Ratings Pty Ltd accepts no responsibility for the completeness or accuracy of any of the information contained herein, and makes no representations about its suitability for any particular purpose. Users should make their own judgements about those matters and/or seek independent advice. You assume all risks associated with use of the data provided on this page.

Race Results

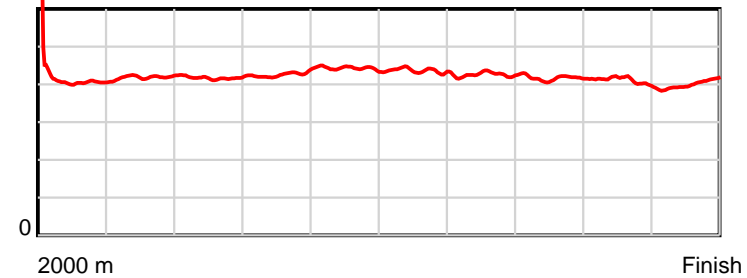
February 10, 2023, Race 8, AIRPARK CANTERBURY PACE, Distance 2000m, Addington - Survey 3200m

| Result | TAB no. | Horse (Barrier) | 2000 to | 1800m to | 1600m to | 1400m to | 1200m to | 1000m to | 800m to | 600m to | 400m to | 200m to | Total or | Margin |
|--------|---------|------------------------------|--------------|--------------|--------------|--------------|--------------|-------------|-------------|-------------|-------------|-----------|----------------|--------|
| 4th | 12 | Sports Babe (9) | 1800m | 1600m | 1400m | 1200m | 1000m | 800m | 600m | 400m | 200m | WP | Average | |
| | | Position in running (margin) | - | 9(13.9) | 9(14.5) | 9(11.9) | 9(9.0) | 8(8.9) | 8(7.1) | 7(6.3) | 7(5.0) | 3(5.3) | | 4.10 |
| | | Sectional time (s) | 17.66 | 14.43 | 14.77 | 14.48 | 15.54 | 15.20 | 14.45 | 14.17 | 14.12 | 13.55 | | |
| | | Cumulative time (s) | 148.37 | 130.71 | 116.28 | 101.51 | 87.03 | 71.49 | 56.29 | 41.84 | 27.67 | 13.55 | 2:28.37 | |
| | | Speed (m/s) | 11.33 | 13.86 | 13.54 | 13.81 | 12.87 | 13.16 | 13.84 | 14.11 | 14.16 | 14.76 | 13.48 | |
| | | Stride length (m) | 4.99 | 5.80 | 5.65 | 5.90 | 5.69 | 5.75 | 5.88 | 5.88 | 5.81 | 5.92 | 5.71 | |
| | | Stride duration (s) | 0.413 | 0.419 | 0.418 | 0.427 | 0.442 | 0.437 | 0.425 | 0.416 | 0.410 | 0.401 | 0.424 | |
| | | Stride efficiency (%) | 38.86 | 52.66 | 49.97 | 54.32 | 50.65 | 51.60 | 54.05 | 54.00 | 52.68 | 54.77 | 51.02 | |
| | | Stride count | 40.11 | 34.45 | 35.37 | 33.92 | 35.13 | 34.80 | 34.01 | 34.02 | 34.44 | 33.78 | 350.03 | |

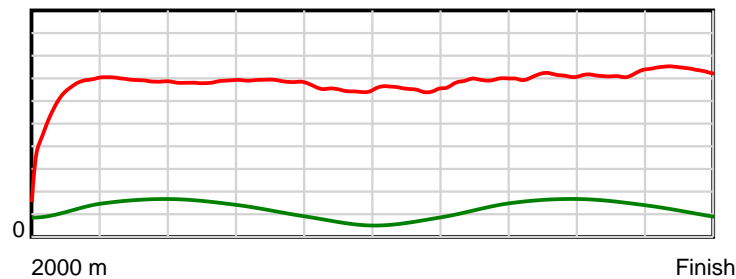
10 m Stride length



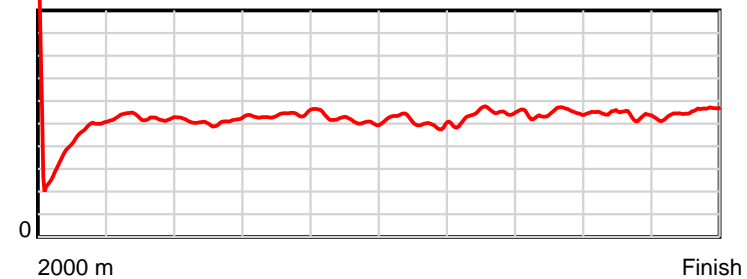
0.6 s Stride duration



20 m/sec Speed



100 % Stride efficiency



Note: Horizontal distance axis grid lines are 200m furlongs.

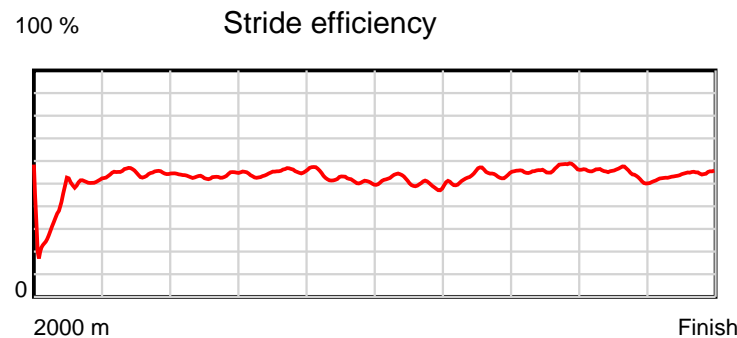
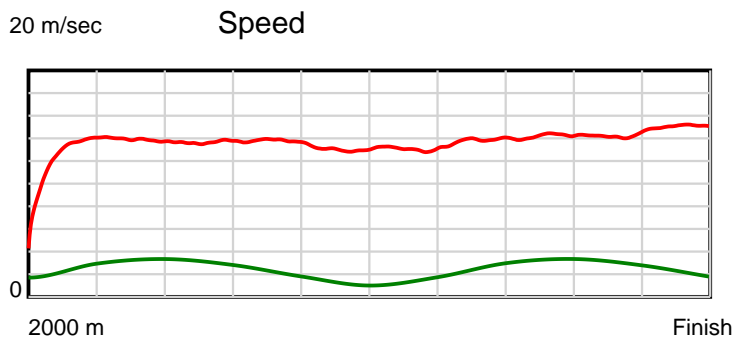
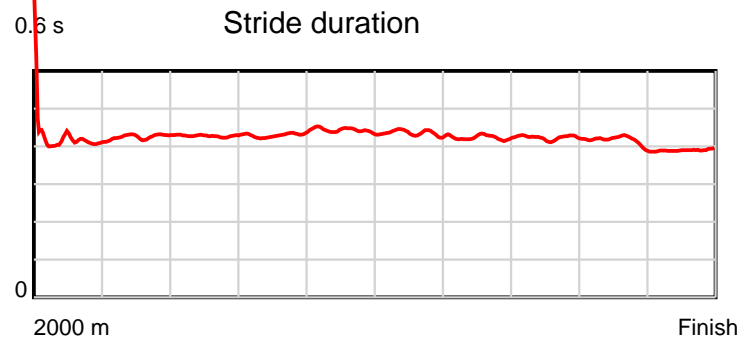
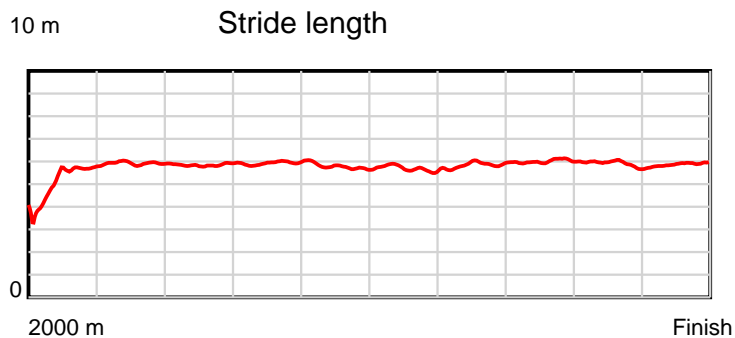
Disclaimer.

HRNZ and NZMTC and Thoroughbred Ratings Pty Ltd accepts no responsibility for the completeness or accuracy of any of the information contained herein, and makes no representations about its suitability for any particular purpose. Users should make their own judgements about those matters and/or seek independent advice. You assume all risks associated with use of the data provided on this page.

Race Results

February 10, 2023, Race 8, AIRPARK CANTERBURY PACE, Distance 2000m, Addington - Survey 3200m

| Result | TAB no. | Horse (Barrier) | 2000 to 1800m | 1800m to 1600m | 1600m to 1400m | 1400m to 1200m | 1200m to 1000m | 1000m to 800m | 800m to 600m | 600m to 400m | 400m to 200m | 200m to WP | Total or Average | Margin |
|--------|---------|------------------------------|---------------|----------------|----------------|----------------|----------------|---------------|--------------|--------------|--------------|------------|------------------|--------|
| 5th | 15 | Rakero Raider (10) | | | | | | | | | | | | |
| | | Position in running (margin) | - | 11(16.7) | 10(17.0) | 11(12.9) | 10(10.4) | 9(10.2) | 10(9.9) | 11(9.1) | 9(7.3) | 4(6.9) | | 4.70 |
| | | Sectional time (s) | 18.36 | 14.40 | 14.53 | 14.53 | 15.53 | 15.46 | 14.46 | 14.09 | 14.00 | 13.12 | | |
| | | Cumulative time (s) | 148.48 | 130.12 | 115.72 | 101.19 | 86.66 | 71.13 | 55.67 | 41.21 | 27.12 | 13.12 | 2:28.48 | |
| | | Speed (m/s) | 10.89 | 13.89 | 13.76 | 13.76 | 12.88 | 12.94 | 13.83 | 14.19 | 14.29 | 15.24 | 13.47 | |
| | | Stride length (m) | 5.11 | 5.92 | 5.89 | 5.92 | 5.70 | 5.64 | 5.84 | 6.01 | 5.92 | 5.96 | 5.78 | |
| | | Stride duration (s) | 0.415 | 0.426 | 0.428 | 0.430 | 0.442 | 0.436 | 0.422 | 0.423 | 0.414 | 0.391 | 0.429 | |
| | | Stride efficiency (%) | 40.85 | 54.73 | 54.27 | 54.71 | 50.74 | 49.71 | 53.34 | 56.38 | 54.69 | 55.43 | 52.17 | |
| | | Stride count | 39.12 | 33.80 | 33.94 | 33.80 | 35.10 | 35.46 | 34.23 | 33.30 | 33.81 | 33.58 | 346.14 | |



Note: Horizontal distance axis grid lines are 200m furlongs.

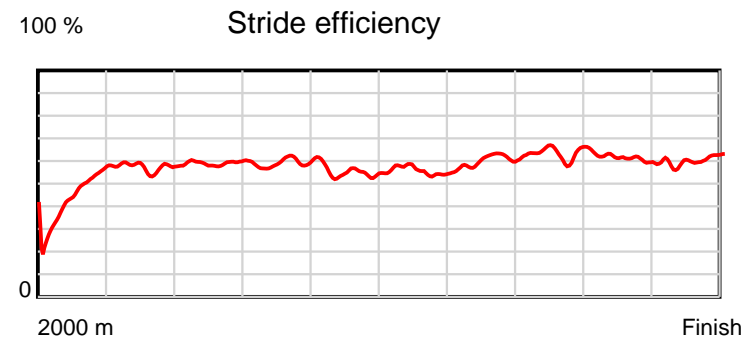
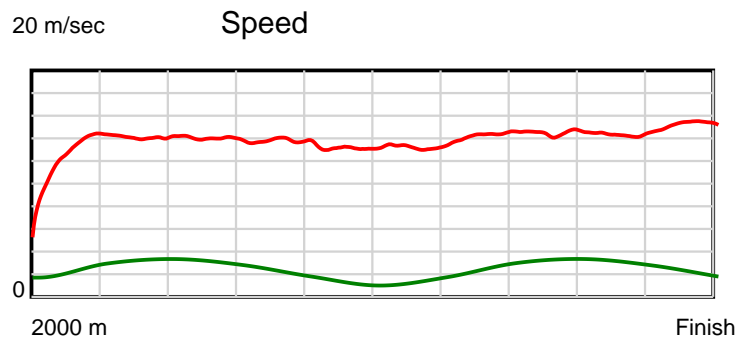
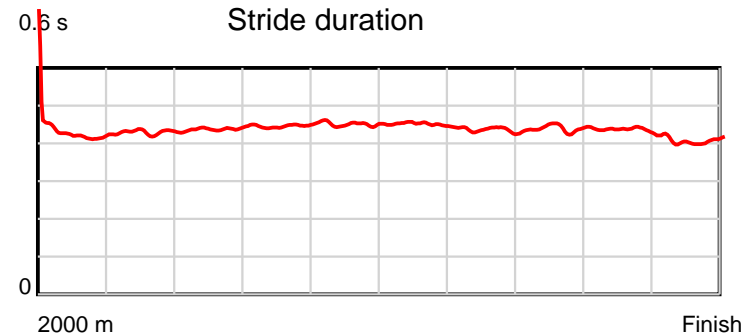
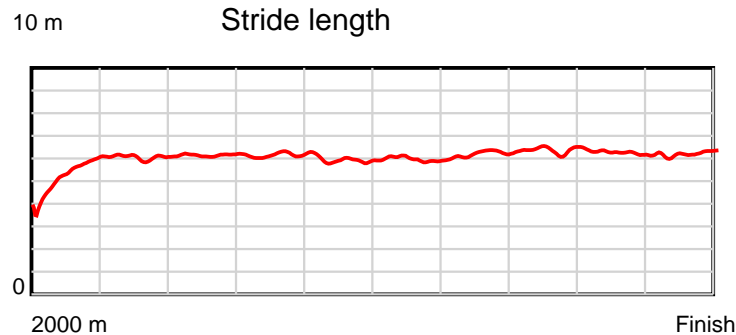
Disclaimer.

HRNZ and NZMTC and Thoroughbred Ratings Pty Ltd accepts no responsibility for the completeness or accuracy of any of the information contained herein, and makes no representations about its suitability for any particular purpose. Users should make their own judgements about those matters and/or seek independent advice. You assume all risks associated with use of the data provided on this page.

Race Results

February 10, 2023, Race 8, AIRPARK CANTERBURY PACE, Distance 2000m, Addington - Survey 3200m

| Result | TAB no. | Horse (Barrier) | 2000 to | 1800m to | 1600m to | 1400m to | 1200m to | 1000m to | 800m to | 600m to | 400m to | 200m to | Total or | Margin |
|--------|---------|------------------------------|---------|----------|----------|----------|----------|----------|----------|----------|---------|---------|----------|--------|
| 6th | 16 | Topaz (11) | 1800m | 1600m | 1400m | 1200m | 1000m | 800m | 600m | 400m | 200m | WP | Average | |
| | | Position in running (margin) | - | 12(18.3) | 12(18.4) | 12(15.1) | 12(13.1) | 12(15.4) | 12(13.7) | 12(10.9) | 12(8.2) | 8(9.0) | | 5.40 |
| | | Sectional time (s) | 18.44 | 14.36 | 14.65 | 14.62 | 15.94 | 15.22 | 14.12 | 13.95 | 14.20 | 13.11 | | |
| | | Cumulative time (s) | 148.61 | 130.17 | 115.81 | 101.16 | 86.54 | 70.60 | 55.38 | 41.26 | 27.31 | 13.11 | 2:28.61 | |
| | | Speed (m/s) | 10.85 | 13.93 | 13.65 | 13.68 | 12.55 | 13.14 | 14.16 | 14.34 | 14.08 | 15.26 | 13.46 | |
| | | Stride length (m) | 5.22 | 5.98 | 5.98 | 6.10 | 5.66 | 5.92 | 6.17 | 6.31 | 6.12 | 6.22 | 5.95 | |
| | | Stride duration (s) | 0.428 | 0.429 | 0.438 | 0.446 | 0.451 | 0.451 | 0.435 | 0.440 | 0.434 | 0.408 | 0.442 | |
| | | Stride efficiency (%) | 42.66 | 55.87 | 55.80 | 58.23 | 50.00 | 54.82 | 59.45 | 62.20 | 58.53 | 60.46 | 55.35 | |
| | | Stride count | 38.28 | 33.45 | 33.47 | 32.76 | 35.36 | 33.77 | 32.42 | 31.70 | 32.68 | 32.15 | 336.04 | |



Note: Horizontal distance axis grid lines are 200m furlongs.


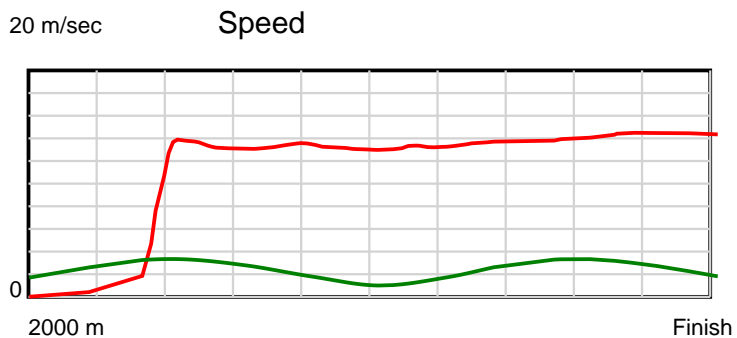
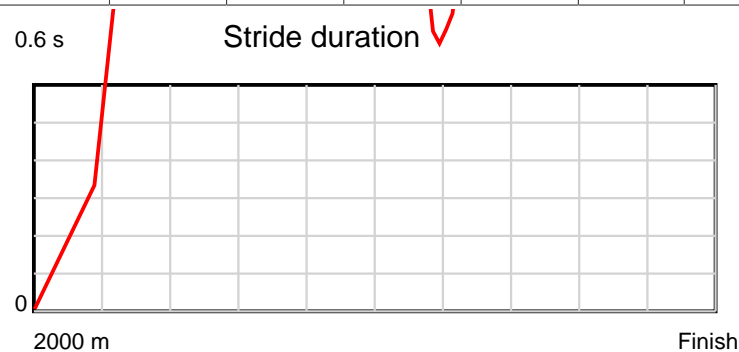
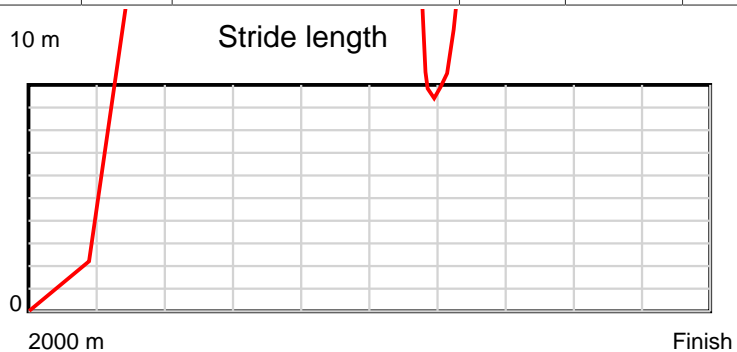
Disclaimer.

HRNZ and NZMTC and Thoroughbred Ratings Pty Ltd accepts no responsibility for the completeness or accuracy of any of the information contained herein, and makes no representations about its suitability for any particular purpose. Users should make their own judgements about those matters and/or seek independent advice. You assume all risks associated with use of the data provided on this page.

Race Results

February 10, 2023, Race 8, AIRPARK CANTERBURY PACE, Distance 2000m, Addington - Survey 3200m

| Result | TAB no. | Horse (Barrier) | 2000 to | 1800m to | 1600m to | 1400m to | 1200m to | 1000m to | 800m to | 600m to | 400m to | 200m to | Total or | Margin |
|--------|---------|------------------------------|--------------|--------------|--------------|--------------|--------------|-------------|-------------|-------------|-------------|-----------|----------------|--------|
| 7th | 8 | Bondi Lustre (6) | 1800m | 1600m | 1400m | 1200m | 1000m | 800m | 600m | 400m | 200m | WP | Average | |
| | | Position in running (margin) | - | 6(5.7) | 5(4.3) | 5(6.0) | 5(5.4) | 5(7.0) | 5(5.2) | 5(4.3) | 6(4.5) | 7(8.0) | | 11.80 |
| | | Sectional time (s) | 16.41 | 14.11 | 15.47 | 14.86 | 15.82 | 15.20 | 14.44 | 14.43 | 14.65 | 14.37 | | |
| | | Cumulative time (s) | 149.76 | 133.35 | 119.24 | 103.77 | 88.91 | 73.09 | 57.89 | 43.45 | 29.02 | 14.37 | 2:29.76 | |
| | | Speed (m/s) | 12.19 | 14.17 | 12.93 | 13.46 | 12.64 | 13.16 | 13.85 | 13.86 | 13.65 | 13.92 | 13.35 | |
| | | Stride length (m) | 70.62 | 57.31 | 14.93 | 22.60 | 18.16 | 11.74 | 18.59 | 21.22 | 19.20 | 34.81 | 21.51 | |
| | | Stride duration (s) | 5.659 | 4.042 | 1.155 | 1.680 | 1.436 | 0.892 | 1.342 | 1.531 | 1.407 | 2.502 | 1.611 | |
| | | Stride efficiency (%) | 7793.60 | 5132.49 | 348.43 | 798.33 | 515.38 | 215.36 | 539.93 | 703.61 | 576.20 | 1893.60 | 723.17 | |
| | | Stride count | 2.83 | 3.49 | 13.39 | 8.85 | 11.01 | 17.04 | 10.76 | 9.43 | 10.42 | 5.75 | 92.97 | |



Note: Horizontal distance axis grid lines are 200m furlongs.

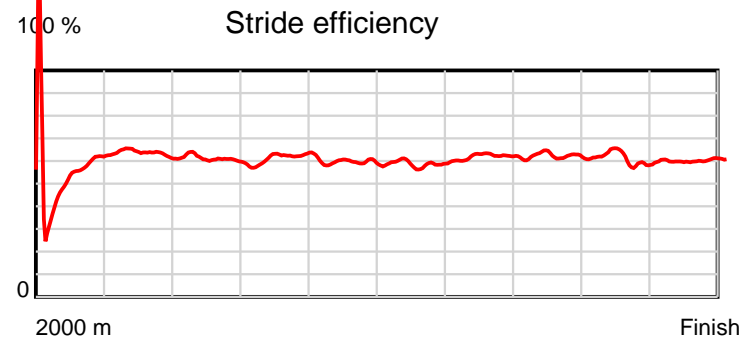
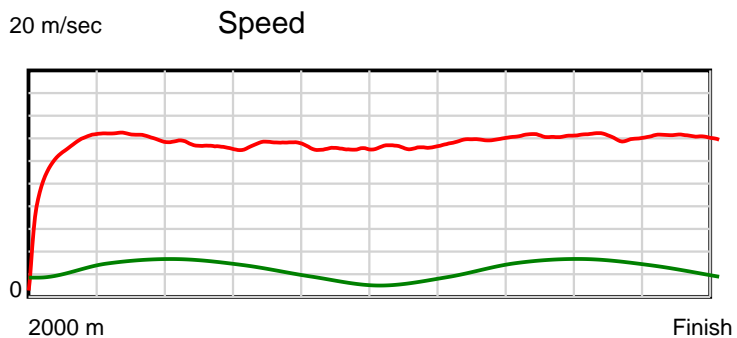
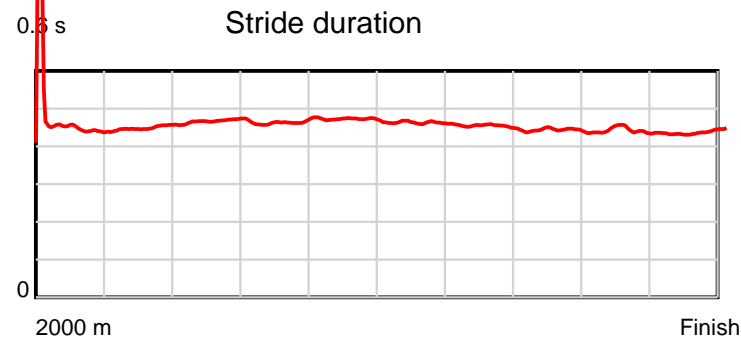
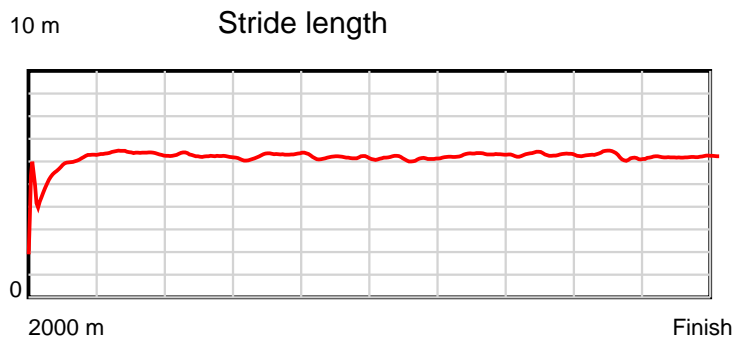
Disclaimer.

HRNZ and NZMTC and Thoroughbred Ratings Pty Ltd accepts no responsibility for the completeness or accuracy of any of the information contained herein, and makes no representations about its suitability for any particular purpose. Users should make their own judgements about those matters and/or seek independent advice. You assume all risks associated with use of the data provided on this page.

Race Results

February 10, 2023, Race 8, AIRPARK CANTERBURY PACE, Distance 2000m, Addington - Survey 3200m

| Result | TAB no. | Horse (Barrier) | 2000 to | 1800m to | 1600m to | 1400m to | 1200m to | 1000m to | 800m to | 600m to | 400m to | 200m to | Total or | Margin |
|--------|---------|------------------------------|--------------|--------------|--------------|--------------|--------------|-------------|-------------|-------------|-------------|-----------|----------------|--------|
| 8th | 10 | Gronkowski (8) | 1800m | 1600m | 1400m | 1200m | 1000m | 800m | 600m | 400m | 200m | WP | Average | |
| | | Position in running (margin) | - | 7(7.3) | 8(8.1) | 7(8.2) | 7(7.0) | 7(7.2) | 7(6.9) | 8(6.4) | 10(7.4) | 11(10.3) | | 12.40 |
| | | Sectional time (s) | 16.53 | 14.47 | 15.22 | 14.75 | 15.61 | 15.44 | 14.50 | 14.55 | 14.55 | 14.25 | | |
| | | Cumulative time (s) | 149.87 | 133.34 | 118.87 | 103.65 | 88.90 | 73.29 | 57.85 | 43.35 | 28.80 | 14.25 | 2:29.87 | |
| | | Speed (m/s) | 12.10 | 13.82 | 13.14 | 13.56 | 12.81 | 12.95 | 13.79 | 13.75 | 13.75 | 14.04 | 13.34 | |
| | | Stride length (m) | 5.51 | 6.21 | 6.15 | 6.28 | 6.05 | 5.99 | 6.25 | 6.09 | 6.07 | 6.15 | 6.07 | |
| | | Stride duration (s) | 0.455 | 0.449 | 0.468 | 0.463 | 0.472 | 0.463 | 0.453 | 0.443 | 0.441 | 0.438 | 0.455 | |
| | | Stride efficiency (%) | 47.45 | 60.22 | 59.04 | 61.66 | 57.12 | 56.11 | 61.07 | 57.87 | 57.56 | 59.12 | 57.51 | |
| | | Stride count | 36.30 | 32.22 | 32.54 | 31.84 | 33.08 | 33.38 | 31.99 | 32.86 | 32.95 | 32.52 | 329.68 | |



Note: Horizontal distance axis grid lines are 200m furlongs.

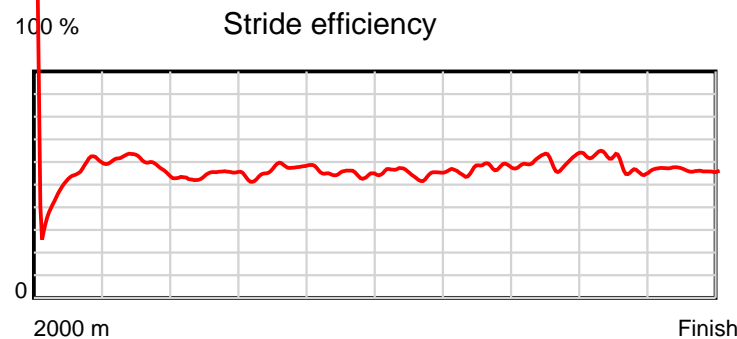
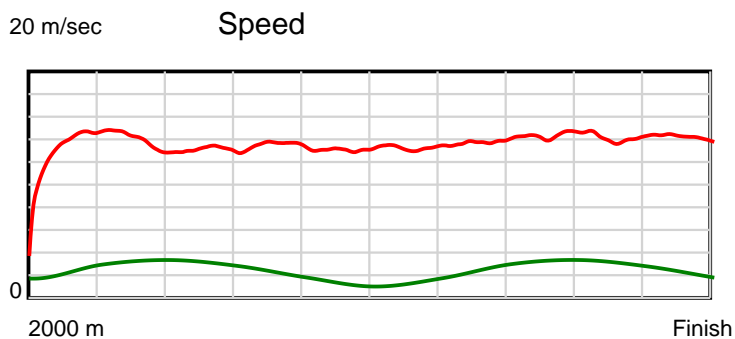
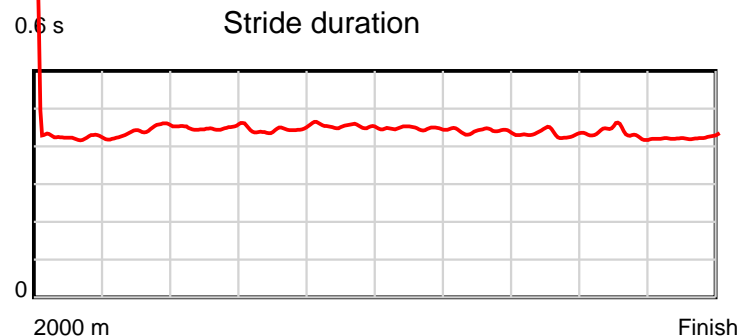
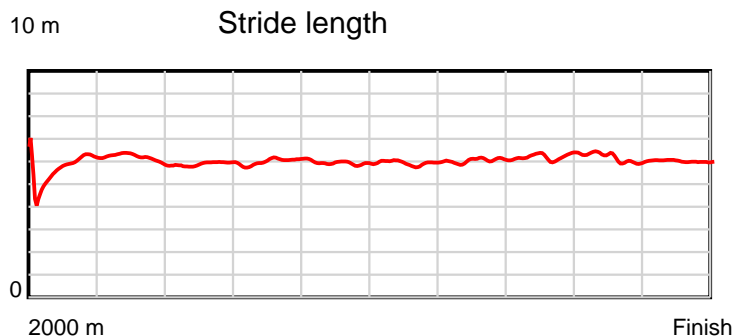
Disclaimer.

HRNZ and NZMTC and Thoroughbred Ratings Pty Ltd accepts no responsibility for the completeness or accuracy of any of the information contained herein, and makes no representations about its suitability for any particular purpose. Users should make their own judgements about those matters and/or seek independent advice. You assume all risks associated with use of the data provided on this page.

Race Results

February 10, 2023, Race 8, AIRPARK CANTERBURY PACE, Distance 2000m, Addington - Survey 3200m

| Result | TAB no. | Horse (Barrier) | 2000 to | 1800m to | 1600m to | 1400m to | 1200m to | 1000m to | 800m to | 600m to | 400m to | 200m to | Total or | Margin |
|--------|---------|------------------------------|--------------|--------------|--------------|--------------|--------------|-------------|-------------|-------------|-------------|-----------|----------------|--------|
| 9th | 17 | Pure Courage (12) | 1800m | 1600m | 1400m | 1200m | 1000m | 800m | 600m | 400m | 200m | WP | Average | |
| | | Position in running (margin) | - | 8(7.8) | 7(7.8) | 8(9.7) | 8(8.9) | 10(10.3) | 9(9.0) | 9(8.7) | 8(6.7) | 10(9.8) | | 12.50 |
| | | Sectional time (s) | 16.72 | 14.34 | 15.52 | 14.82 | 15.80 | 15.28 | 14.52 | 14.07 | 14.58 | 14.22 | | |
| | | Cumulative time (s) | 149.87 | 133.15 | 118.81 | 103.29 | 88.47 | 72.67 | 57.39 | 42.87 | 28.80 | 14.22 | 2:29.87 | |
| | | Speed (m/s) | 11.96 | 13.95 | 12.89 | 13.50 | 12.66 | 13.09 | 13.77 | 14.21 | 13.72 | 14.06 | 13.34 | |
| | | Stride length (m) | 5.57 | 6.16 | 5.80 | 5.99 | 5.74 | 5.86 | 6.05 | 6.16 | 5.95 | 5.97 | 5.92 | |
| | | Stride duration (s) | 0.425 | 0.442 | 0.450 | 0.444 | 0.453 | 0.448 | 0.439 | 0.433 | 0.434 | 0.424 | 0.444 | |
| | | Stride efficiency (%) | 48.57 | 59.30 | 52.51 | 56.12 | 51.41 | 53.69 | 57.27 | 59.32 | 55.37 | 55.71 | 54.77 | |
| | | Stride count | 35.88 | 32.47 | 34.50 | 33.37 | 34.87 | 34.12 | 33.04 | 32.46 | 33.60 | 33.50 | 337.81 | |



Note: Horizontal distance axis grid lines are 200m furlongs.

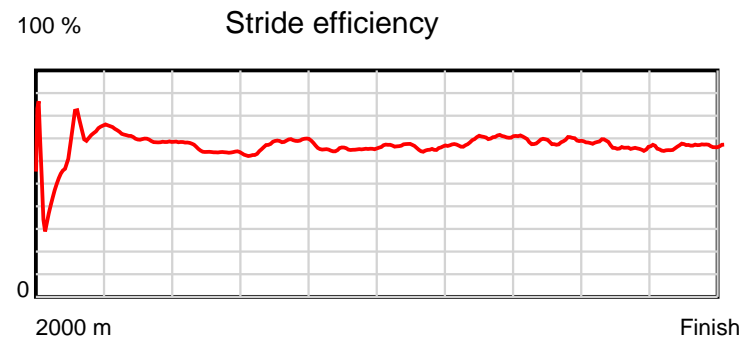
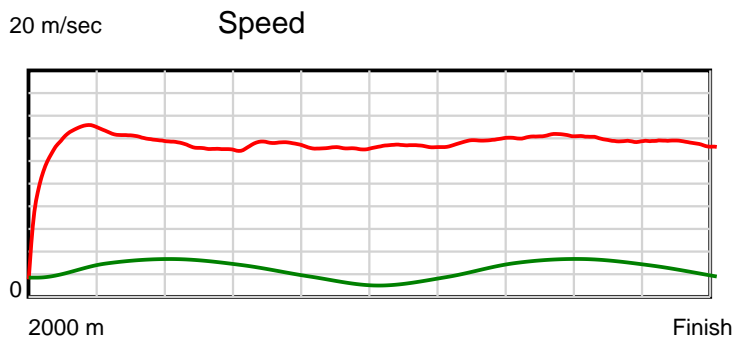
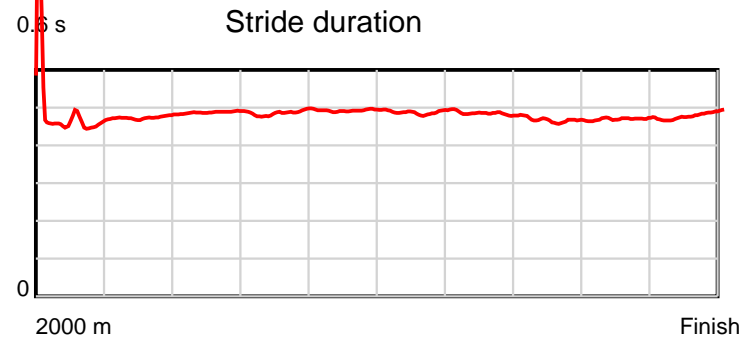
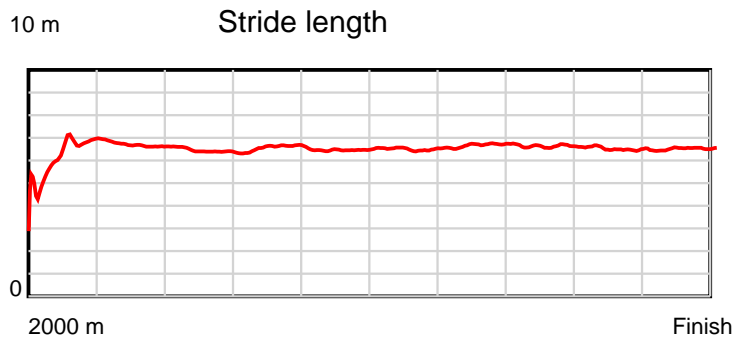
Disclaimer.

HRNZ and NZMTC and Thoroughbred Ratings Pty Ltd accepts no responsibility for the completeness or accuracy of any of the information contained herein, and makes no representations about its suitability for any particular purpose. Users should make their own judgements about those matters and/or seek independent advice. You assume all risks associated with use of the data provided on this page.

Race Results

February 10, 2023, Race 8, AIRPARK CANTERBURY PACE, Distance 2000m, Addington - Survey 3200m

| Result | TAB no. | Horse (Barrier) | 2000 to | 1800m to | 1600m to | 1400m to | 1200m to | 1000m to | 800m to | 600m to | 400m to | 200m to | Total or | Margin |
|--------|---------|------------------------------|---------|----------|----------|----------|----------|----------|---------|---------|---------|---------|----------|--------|
| 10th | 5 | Megarock (3) | 1800m | 1600m | 1400m | 1200m | 1000m | 800m | 600m | 400m | 200m | WP | Average | |
| | | Position in running (margin) | - | 3(2.4) | 3(2.6) | 4(3.9) | 4(3.2) | 4(4.4) | 4(3.2) | 4(2.9) | 4(3.3) | 5(7.5) | | 12.90 |
| | | Sectional time (s) | 15.69 | 14.38 | 15.41 | 14.85 | 15.77 | 15.29 | 14.54 | 14.46 | 14.76 | 14.80 | | |
| | | Cumulative time (s) | 149.95 | 134.26 | 119.88 | 104.47 | 89.62 | 73.85 | 58.56 | 44.02 | 29.56 | 14.80 | 2:29.95 | |
| | | Speed (m/s) | 12.75 | 13.91 | 12.98 | 13.47 | 12.68 | 13.08 | 13.76 | 13.83 | 13.55 | 13.51 | 13.34 | |
| | | Stride length (m) | 6.12 | 6.59 | 6.34 | 6.55 | 6.25 | 6.38 | 6.64 | 6.43 | 6.37 | 6.51 | 6.41 | |
| | | Stride duration (s) | 0.460 | 0.474 | 0.488 | 0.486 | 0.492 | 0.488 | 0.483 | 0.465 | 0.470 | 0.482 | 0.481 | |
| | | Stride efficiency (%) | 58.61 | 67.94 | 62.72 | 67.05 | 60.98 | 63.63 | 68.88 | 64.67 | 63.33 | 66.20 | 64.29 | |
| | | Stride count | 32.66 | 30.33 | 31.57 | 30.53 | 32.02 | 31.34 | 30.12 | 31.09 | 31.42 | 30.73 | 311.81 | |



Note: Horizontal distance axis grid lines are 200m furlongs.

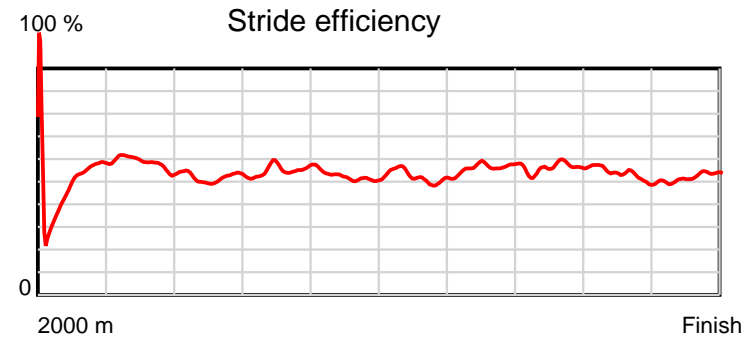
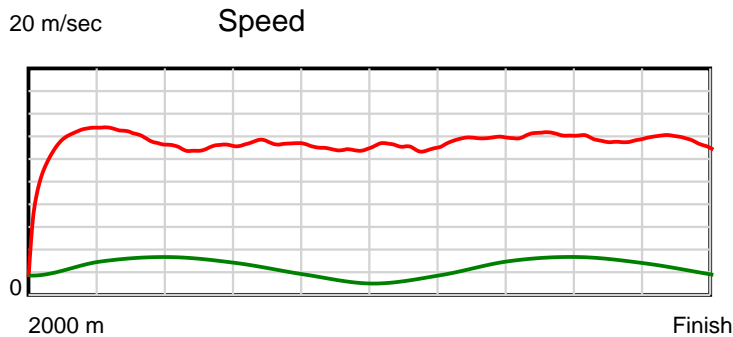
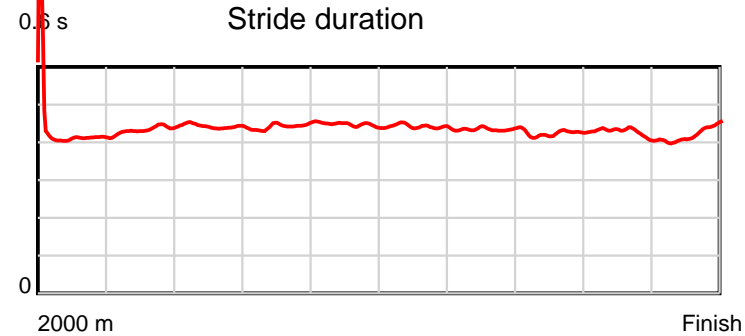
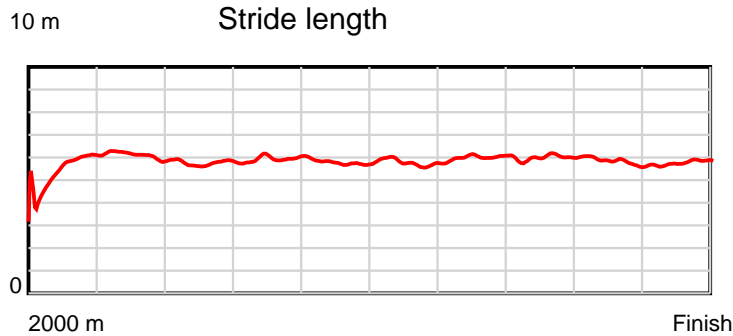
Disclaimer.

HRNZ and NZMTC and Thoroughbred Ratings Pty Ltd accepts no responsibility for the completeness or accuracy of any of the information contained herein, and makes no representations about its suitability for any particular purpose. Users should make their own judgements about those matters and/or seek independent advice. You assume all risks associated with use of the data provided on this page.

Race Results

February 10, 2023, Race 8, AIRPARK CANTERBURY PACE, Distance 2000m, Addington - Survey 3200m

| Result | TAB no. | Horse (Barrier) | 2000 to | 1800m to | 1600m to | 1400m to | 1200m to | 1000m to | 800m to | 600m to | 400m to | 200m to | Total or | Margin |
|--------|---------|------------------------------|---------|----------|----------|----------|----------|----------|---------|---------|---------|---------|----------|--------|
| 11th | 3 | Let's Go Ringo (2) | 1800m | 1600m | 1400m | 1200m | 1000m | 800m | 600m | 400m | 200m | WP | Average | |
| | | Position in running (margin) | - | 5(5.0) | 6(5.2) | 6(6.4) | 6(5.9) | 6(7.0) | 6(5.5) | 6(5.1) | 5(4.3) | 9(9.3) | | 14.60 |
| | | Sectional time (s) | 16.17 | 14.37 | 15.40 | 14.88 | 15.74 | 15.25 | 14.52 | 14.26 | 14.90 | 14.78 | | |
| | | Cumulative time (s) | 150.27 | 134.10 | 119.73 | 104.33 | 89.45 | 73.71 | 58.46 | 43.94 | 29.68 | 14.78 | 2:30.27 | |
| | | Speed (m/s) | 12.37 | 13.92 | 12.99 | 13.44 | 12.71 | 13.11 | 13.77 | 14.03 | 13.42 | 13.53 | 13.31 | |
| | | Stride length (m) | 5.35 | 6.04 | 5.75 | 5.95 | 5.68 | 5.80 | 5.99 | 5.94 | 5.72 | 5.73 | 5.79 | |
| | | Stride duration (s) | 0.413 | 0.434 | 0.443 | 0.442 | 0.447 | 0.442 | 0.435 | 0.424 | 0.426 | 0.424 | 0.435 | |
| | | Stride efficiency (%) | 44.80 | 57.08 | 51.66 | 55.28 | 50.46 | 52.57 | 56.04 | 55.13 | 51.06 | 51.35 | 52.37 | |
| | | Stride count | 37.35 | 33.09 | 34.78 | 33.63 | 35.20 | 34.48 | 33.40 | 33.67 | 34.99 | 34.89 | 345.48 | |



Note: Horizontal distance axis grid lines are 200m furlongs.

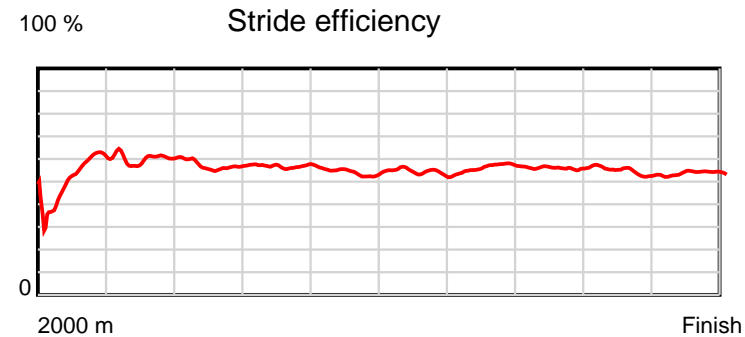
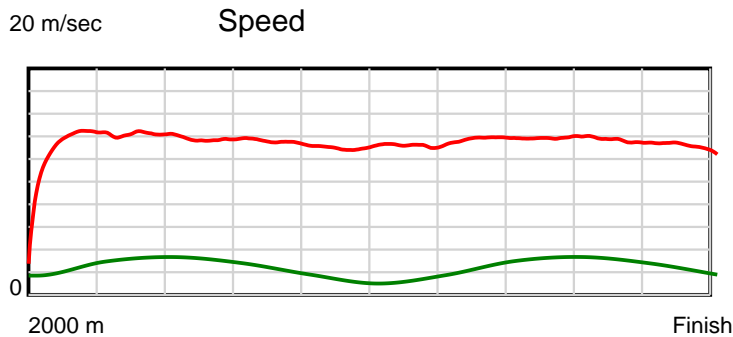
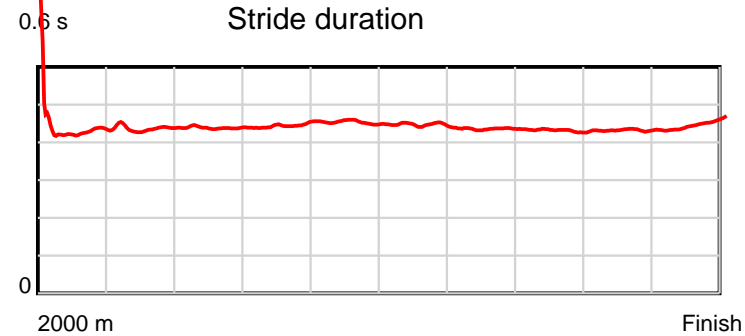
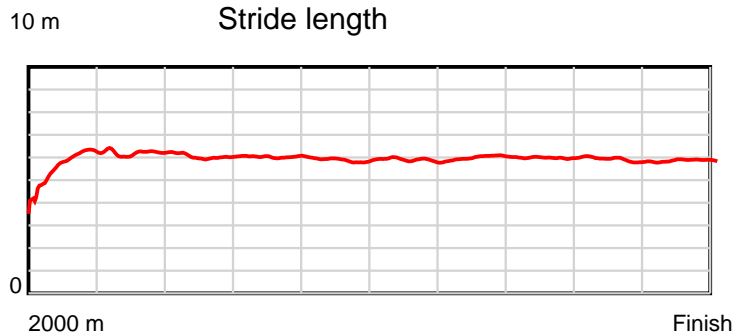
Disclaimer.

HRNZ and NZMTC and Thoroughbred Ratings Pty Ltd accepts no responsibility for the completeness or accuracy of any of the information contained herein, and makes no representations about its suitability for any particular purpose. Users should make their own judgements about those matters and/or seek independent advice. You assume all risks associated with use of the data provided on this page.

Race Results

February 10, 2023, Race 8, AIRPARK CANTERBURY PACE, Distance 2000m, Addington - Survey 3200m

| Result | TAB no. | Horse (Barrier) | 2000 to | 1800m to | 1600m to | 1400m to | 1200m to | 1000m to | 800m to | 600m to | 400m to | 200m to | Total or | Margin |
|--------|---------|------------------------------|---------|----------|----------|----------|----------|----------|---------|---------|---------|---------|----------|--------|
| 12th | 6 | Hidden Desire (4) | 1800m | 1600m | 1400m | 1200m | 1000m | 800m | 600m | 400m | 200m | WP | Average | |
| | | Position in running (margin) | - | 4(3.4) | 4(4.0) | 2(1.5) | 2(0.3) | 2(2.2) | 3(1.6) | 2(0.9) | 3(2.4) | 6(8.0) | | 17.10 |
| | | Sectional time (s) | 15.90 | 14.45 | 14.79 | 14.75 | 15.87 | 15.41 | 14.46 | 14.65 | 15.00 | 15.43 | | |
| | | Cumulative time (s) | 150.71 | 134.81 | 120.36 | 105.57 | 90.82 | 74.95 | 59.54 | 45.08 | 30.43 | 15.43 | 2:30.71 | |
| | | Speed (m/s) | 12.58 | 13.84 | 13.52 | 13.56 | 12.60 | 12.98 | 13.83 | 13.65 | 13.33 | 12.96 | 13.27 | |
| | | Stride length (m) | 5.62 | 6.05 | 5.93 | 6.03 | 5.70 | 5.79 | 6.02 | 5.89 | 5.76 | 5.83 | 5.86 | |
| | | Stride duration (s) | 0.430 | 0.437 | 0.439 | 0.445 | 0.453 | 0.447 | 0.435 | 0.431 | 0.432 | 0.449 | 0.442 | |
| | | Stride efficiency (%) | 49.31 | 57.29 | 55.03 | 56.90 | 50.85 | 52.47 | 56.62 | 54.25 | 51.80 | 53.05 | 53.67 | |
| | | Stride count | 35.60 | 33.03 | 33.70 | 33.14 | 35.06 | 34.52 | 33.23 | 33.94 | 34.74 | 34.32 | 341.28 | |



Note: Horizontal distance axis grid lines are 200m furlongs.

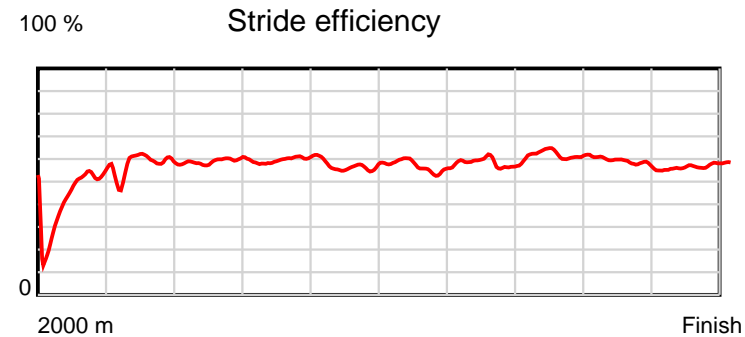
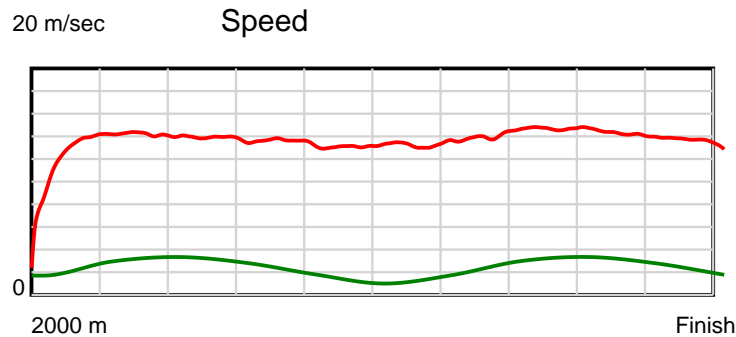
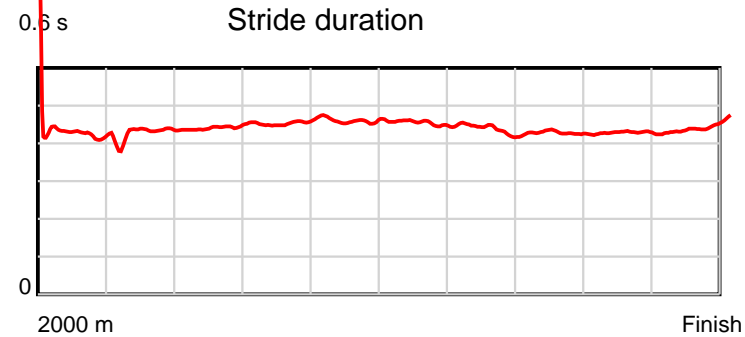
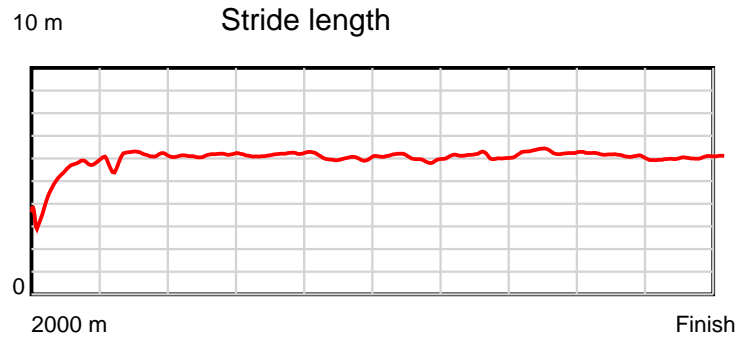
Disclaimer.

HRNZ and NZMTC and Thoroughbred Ratings Pty Ltd accepts no responsibility for the completeness or accuracy of any of the information contained herein, and makes no representations about its suitability for any particular purpose. Users should make their own judgements about those matters and/or seek independent advice. You assume all risks associated with use of the data provided on this page.

Race Results

February 10, 2023, Race 8, AIRPARK CANTERBURY PACE, Distance 2000m, Addington - Survey 3200m

| Result | TAB no. | Horse (Barrier) | 2000 to 1800m | 1800m to 1600m | 1600m to 1400m | 1400m to 1200m | 1200m to 1000m | 1000m to 800m | 800m to 600m | 600m to 400m | 400m to 200m | 200m to WP | Total or Average | Margin |
|--------|---------|------------------------------|---------------|----------------|----------------|----------------|----------------|---------------|--------------|--------------|--------------|------------|------------------|--------|
| 13th | 2 | Seapris (1) | | | | | | | | | | | | |
| | | Position in running (margin) | - | 10(16.4) | 11(17.2) | 10(12.6) | 11(10.7) | 11(11.4) | 11(10.9) | 10(9.1) | 11(7.8) | 12(12.2) | | 17.40 |
| | | Sectional time (s) | 18.12 | 14.47 | 14.44 | 14.64 | 15.66 | 15.42 | 14.29 | 14.18 | 14.78 | 14.76 | | |
| | | Cumulative time (s) | 150.76 | 132.64 | 118.17 | 103.73 | 89.09 | 73.43 | 58.01 | 43.72 | 29.54 | 14.76 | 2:30.76 | |
| | | Speed (m/s) | 11.04 | 13.82 | 13.85 | 13.66 | 12.77 | 12.97 | 14.00 | 14.10 | 13.53 | 13.55 | 13.27 | |
| | | Stride length (m) | 5.05 | 5.90 | 6.12 | 6.20 | 5.88 | 5.88 | 6.12 | 6.04 | 5.80 | 6.04 | 5.88 | |
| | | Stride duration (s) | 0.426 | 0.427 | 0.442 | 0.454 | 0.460 | 0.453 | 0.437 | 0.428 | 0.429 | 0.446 | 0.443 | |
| | | Stride efficiency (%) | 39.86 | 54.34 | 58.46 | 59.97 | 54.01 | 54.03 | 58.44 | 56.94 | 52.51 | 57.05 | 54.08 | |
| | | Stride count | 39.60 | 33.92 | 32.70 | 32.28 | 34.02 | 34.01 | 32.71 | 33.13 | 34.50 | 33.10 | 339.97 | |



Note: Horizontal distance axis grid lines are 200m furlongs.

Disclaimer.

HRNZ and NZMTC and Thoroughbred Ratings Pty Ltd accepts no responsibility for the completeness or accuracy of any of the information contained herein, and makes no representations about its suitability for any particular purpose. Users should make their own judgements about those matters and/or seek independent advice. You assume all risks associated with use of the data provided on this page.



Race Results



February 10, 2023, Race 9, CONTINENTAL EVENT HIRE MOBILE TROT, Distance 2600m, Addington - Survey 3200m

| Result | TAB no. | Horse (Barrier) | 2600 to | 2400m to |
|--------|---------|------------------------------|--------------|--------------|
| 1st | 9 | Sioux Princess (0) | 2400m | 2200m |
| | | Position in running (margin) | - | 5(7.5) |
| | | Sectional time (s) | 15.16 | 15.48 |
| | | Cumulative time (s) | 200.77 | 185.61 |
| | | Speed (m/s) | 13.19 | 12.92 |
| | | Stride length (m) | 6.22 | 6.08 |
| | | Stride duration (s) | 0.456 | 0.471 |
| | | Stride efficiency (%) | 60.50 | 57.84 |
| | | Stride count | 32.14 | 32.87 |

Disclaimer.

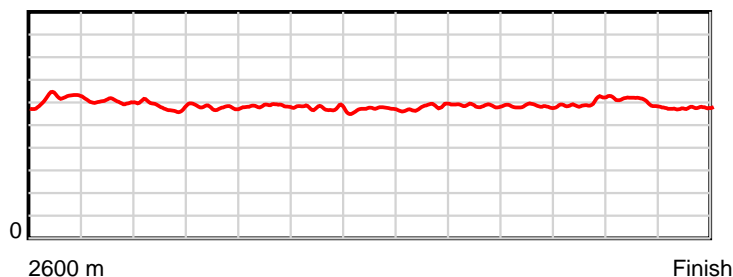
HRNZ and NZMTC and Thoroughbred Ratings Pty Ltd accepts no responsibility for the completeness or accuracy of any of the information contained herein, and makes no representations about its suitability for any particular purpose. Users should make their own judgements about those matters and/or seek independent advice. You assume all risks associated with use of the data provided on this page.

Race Results

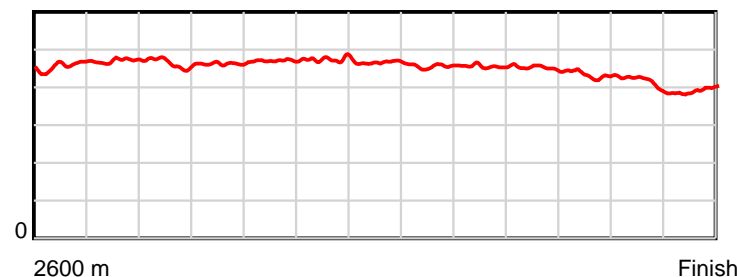
February 10, 2023, Race 9, CONTINENTAL EVENT HIRE MOBILE TROT, Distance 2600m, Addington - Survey 3200m

| Result | TAB no. | Horse (Barrier) | 2200m to | 2000m to | 1800m to | 1600m to | 1400m to | 1200m to | 1000m to | 800m to | 600m to | 400m to | 200m to | Total or | Margin |
|--------|---------|------------------------------|--------------|--------------|--------------|--------------|--------------|--------------|-------------|-------------|-------------|-------------|-----------|----------------|--------|
| 1st | 9 | Sioux Princess (0) | 2000m | 1800m | 1600m | 1400m | 1200m | 1000m | 800m | 600m | 400m | 200m | WP | Average | |
| | | Position in running (margin) | 5(7.7) | 5(9.2) | 5(8.6) | 6(10.3) | 5(8.5) | 5(5.4) | 5(3.8) | 5(4.8) | 5(4.4) | 4(3.1) | 4(2.2) | | 0.00 |
| | | Sectional time (s) | 16.36 | 15.93 | 16.46 | 16.13 | 16.33 | 15.78 | 16.13 | 15.34 | 14.68 | 13.57 | 13.42 | | |
| | | Cumulative time (s) | 170.13 | 153.77 | 137.84 | 121.38 | 105.25 | 88.92 | 73.14 | 57.01 | 41.67 | 26.99 | 13.42 | 3:20.77 | |
| | | Speed (m/s) | 12.22 | 12.55 | 12.15 | 12.40 | 12.25 | 12.67 | 12.40 | 13.04 | 13.62 | 14.74 | 14.90 | 12.95 | |
| | | Stride length (m) | 5.67 | 5.81 | 5.71 | 5.89 | 5.70 | 5.78 | 5.65 | 5.88 | 5.90 | 6.07 | 5.84 | 5.86 | |
| | | Stride duration (s) | 0.464 | 0.462 | 0.470 | 0.475 | 0.466 | 0.456 | 0.456 | 0.451 | 0.433 | 0.412 | 0.392 | 0.452 | |
| | | Stride efficiency (%) | 50.23 | 52.67 | 51.04 | 54.20 | 50.83 | 52.12 | 49.95 | 54.03 | 54.44 | 57.53 | 53.35 | 53.62 | |
| | | Stride count | 35.28 | 34.45 | 35.00 | 33.96 | 35.07 | 34.63 | 35.37 | 34.01 | 33.89 | 32.96 | 34.23 | 443.86 | |

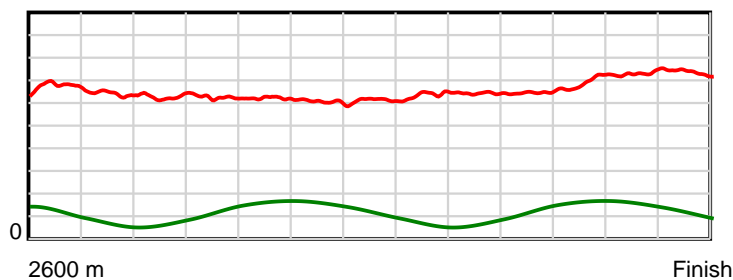
10 m Stride length



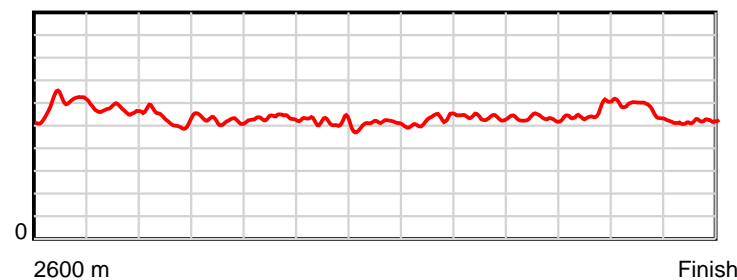
0.6 s Stride duration



20 m/sec Speed



100 % Stride efficiency



Note: Horizontal distance axis grid lines are 200m furlongs.

Disclaimer.

HRNZ and NZMTC and Thoroughbred Ratings Pty Ltd accepts no responsibility for the completeness or accuracy of any of the information contained herein, and makes no representations about its suitability for any particular purpose. Users should make their own judgements about those matters and/or seek independent advice. You assume all risks associated with use of the data provided on this page.



Race Results



February 10, 2023, Race 9, CONTINENTAL EVENT HIRE MOBILE TROT, Distance 2600m, Addington - Survey 3200m

| Result | TAB no. | Horse (Barrier) | 2600 to | 2400m to |
|--------|---------|------------------------------|--------------|--------------|
| 2nd | 3 | Spy Da Moment (3) | 2400m | 2200m |
| | | Position in running (margin) | - | 4(5.2) |
| | | Sectional time (s) | 14.61 | 15.72 |
| | | Cumulative time (s) | 200.79 | 186.18 |
| | | Speed (m/s) | 13.69 | 12.72 |
| | | Stride length (m) | 6.51 | 6.38 |
| | | Stride duration (s) | 0.474 | 0.502 |
| | | Stride efficiency (%) | 66.26 | 63.70 |
| | | Stride count | 30.71 | 31.33 |

Disclaimer.

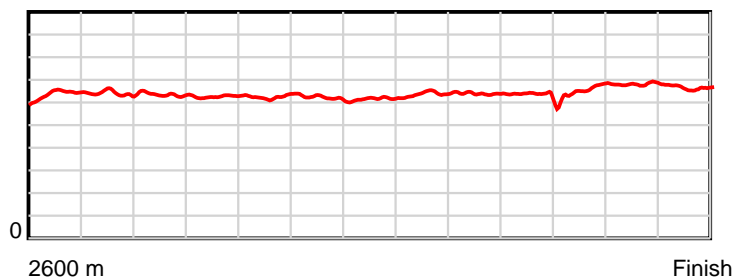
HRNZ and NZMTC and Thoroughbred Ratings Pty Ltd accepts no responsibility for the completeness or accuracy of any of the information contained herein, and makes no representations about its suitability for any particular purpose. Users should make their own judgements about those matters and/or seek independent advice. You assume all risks associated with use of the data provided on this page.

Race Results

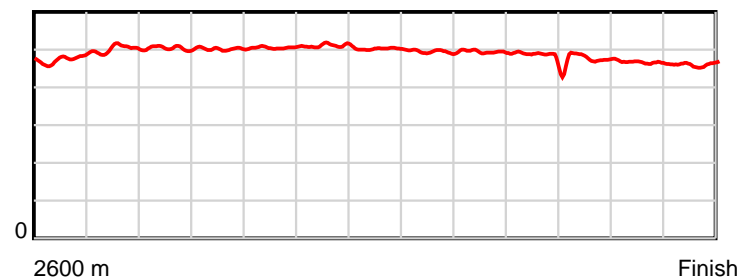
February 10, 2023, Race 9, CONTINENTAL EVENT HIRE MOBILE TROT, Distance 2600m, Addington - Survey 3200m

| Result | TAB no. | Horse (Barrier) | 2200m to | 2000m to | 1800m to | 1600m to | 1400m to | 1200m to | 1000m to | 800m to | 600m to | 400m to | 200m to | Total or | Margin |
|--------|---------|------------------------------|--------------|--------------|--------------|--------------|--------------|--------------|-------------|-------------|-------------|-------------|-----------|----------------|--------|
| 2nd | 3 | Spy Da Moment (3) | 2000m | 1800m | 1600m | 1400m | 1200m | 1000m | 800m | 600m | 400m | 200m | WP | Average | |
| | | Position in running (margin) | 4(6.9) | 4(6.3) | 4(5.8) | 4(7.2) | 4(7.0) | 3(3.5) | 3(1.7) | 2(2.4) | 2(2.4) | 2(1.2) | 1(0.0) | | 0.10 |
| | | Sectional time (s) | 16.01 | 15.96 | 16.41 | 16.40 | 16.27 | 15.75 | 16.08 | 15.42 | 14.68 | 13.53 | 13.95 | | |
| | | Cumulative time (s) | 170.46 | 154.45 | 138.49 | 122.08 | 105.68 | 89.41 | 73.66 | 57.58 | 42.16 | 27.48 | 13.95 | 3:20.79 | |
| | | Speed (m/s) | 12.49 | 12.53 | 12.19 | 12.20 | 12.29 | 12.70 | 12.44 | 12.97 | 13.62 | 14.78 | 14.34 | 12.95 | |
| | | Stride length (m) | 6.29 | 6.29 | 6.16 | 6.23 | 6.17 | 6.28 | 6.15 | 6.20 | 6.52 | 6.88 | 6.61 | 6.35 | |
| | | Stride duration (s) | 0.504 | 0.502 | 0.506 | 0.511 | 0.502 | 0.495 | 0.494 | 0.478 | 0.479 | 0.465 | 0.461 | 0.491 | |
| | | Stride efficiency (%) | 61.82 | 61.86 | 59.31 | 60.66 | 59.45 | 61.66 | 59.06 | 60.16 | 66.48 | 73.98 | 68.25 | 63.09 | |
| | | Stride count | 31.80 | 31.79 | 32.46 | 32.10 | 32.42 | 31.84 | 32.53 | 32.23 | 30.66 | 29.07 | 30.26 | 409.20 | |

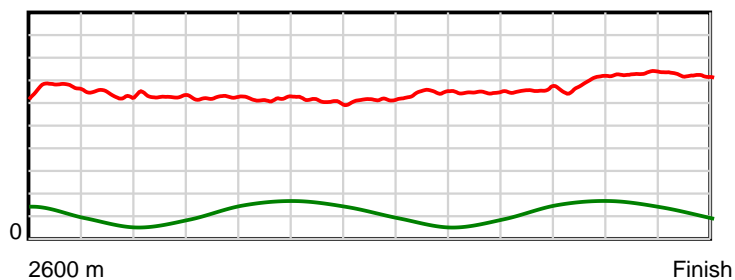
10 m Stride length



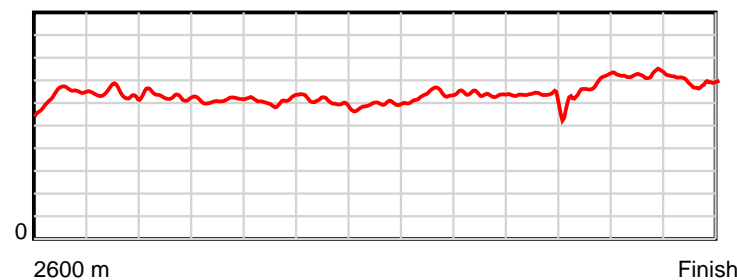
0.6 s Stride duration



20 m/sec Speed



100 % Stride efficiency



Note: Horizontal distance axis grid lines are 200m furlongs.

Disclaimer.

HRNZ and NZMTC and Thoroughbred Ratings Pty Ltd accepts no responsibility for the completeness or accuracy of any of the information contained herein, and makes no representations about its suitability for any particular purpose. Users should make their own judgements about those matters and/or seek independent advice. You assume all risks associated with use of the data provided on this page.



Race Results



February 10, 2023, Race 9, CONTINENTAL EVENT HIRE MOBILE TROT, Distance 2600m, Addington - Survey 3200m

| Result | TAB no. | Horse (Barrier) | 2600 to | 2400m to |
|--------|---------|------------------------------|---------|----------|
| 3rd | 7 | Zsa Zoe (6) | 2400m | 2200m |
| | | Position in running (margin) | - | 7(10.2) |
| | | Sectional time (s) | 15.35 | 15.55 |
| | | Cumulative time (s) | 201.24 | 185.89 |
| | | Speed (m/s) | 13.03 | 12.86 |
| | | Stride length (m) | 6.38 | 6.37 |
| | | Stride duration (s) | 0.488 | 0.495 |
| | | Stride efficiency (%) | 63.70 | 63.35 |
| | | Stride count | 31.33 | 31.41 |

Disclaimer.

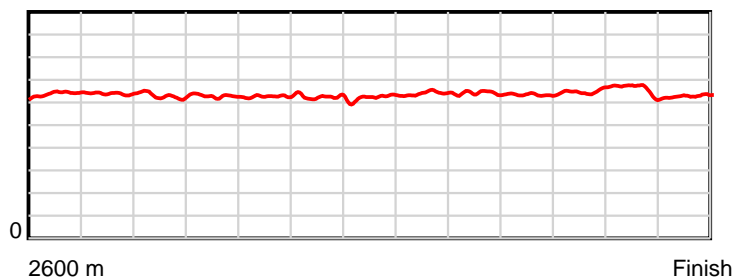
HRNZ and NZMTC and Thoroughbred Ratings Pty Ltd accepts no responsibility for the completeness or accuracy of any of the information contained herein, and makes no representations about its suitability for any particular purpose. Users should make their own judgements about those matters and/or seek independent advice. You assume all risks associated with use of the data provided on this page.

Race Results

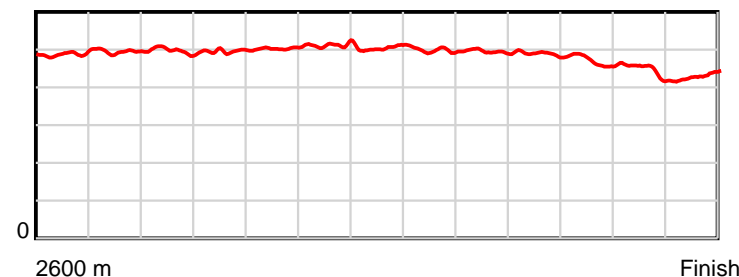
February 10, 2023, Race 9, CONTINENTAL EVENT HIRE MOBILE TROT, Distance 2600m, Addington - Survey 3200m

| Result | TAB no. | Horse (Barrier) | 2200m to | 2000m to | 1800m to | 1600m to | 1400m to | 1200m to | 1000m to | 800m to | 600m to | 400m to | 200m to | Total or | Margin |
|--------|---------|------------------------------|----------|----------|----------|----------|----------|----------|----------|---------|---------|---------|---------|----------|--------|
| 3rd | 7 | Zsa Zoe (6) | 2000m | 1800m | 1600m | 1400m | 1200m | 1000m | 800m | 600m | 400m | 200m | WP | Average | |
| | | Position in running (margin) | 6(10.9) | 6(10.8) | 6(10.2) | 5(10.1) | 6(10.0) | 6(6.6) | 6(6.3) | 6(6.3) | 6(5.7) | 5(4.0) | 5(4.0) | | 2.60 |
| | | Sectional time (s) | 16.08 | 15.94 | 16.17 | 16.40 | 16.28 | 16.01 | 15.95 | 15.32 | 14.60 | 13.73 | 13.86 | | |
| | | Cumulative time (s) | 170.34 | 154.26 | 138.32 | 122.15 | 105.75 | 89.47 | 73.46 | 57.51 | 42.19 | 27.59 | 13.86 | 3:21.24 | |
| | | Speed (m/s) | 12.44 | 12.55 | 12.37 | 12.20 | 12.29 | 12.49 | 12.54 | 13.05 | 13.70 | 14.57 | 14.43 | 12.92 | |
| | | Stride length (m) | 6.18 | 6.22 | 6.21 | 6.26 | 6.19 | 6.23 | 6.21 | 6.39 | 6.44 | 6.45 | 6.22 | 6.29 | |
| | | Stride duration (s) | 0.497 | 0.496 | 0.502 | 0.513 | 0.504 | 0.498 | 0.495 | 0.489 | 0.470 | 0.443 | 0.431 | 0.486 | |
| | | Stride efficiency (%) | 59.66 | 60.48 | 60.31 | 61.14 | 59.78 | 60.59 | 60.17 | 63.72 | 64.86 | 64.96 | 60.37 | 61.73 | |
| | | Stride count | 32.37 | 32.15 | 32.19 | 31.97 | 32.33 | 32.12 | 32.23 | 31.32 | 31.04 | 31.02 | 32.18 | 413.66 | |

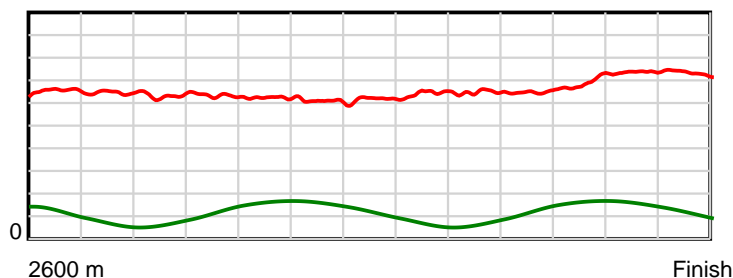
10 m Stride length



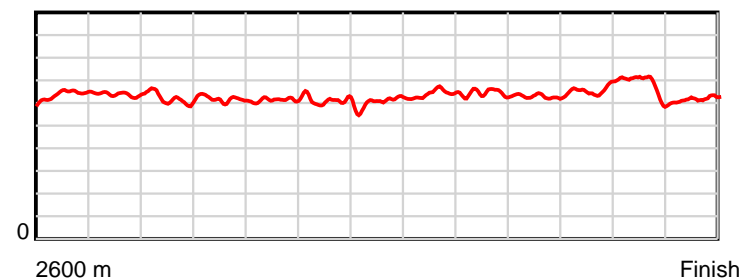
0.6 s Stride duration



20 m/sec Speed



100 % Stride efficiency



Note: Horizontal distance axis grid lines are 200m furlongs.

Disclaimer.

HRNZ and NZMTC and Thoroughbred Ratings Pty Ltd accepts no responsibility for the completeness or accuracy of any of the information contained herein, and makes no representations about its suitability for any particular purpose. Users should make their own judgements about those matters and/or seek independent advice. You assume all risks associated with use of the data provided on this page.



Race Results



February 10, 2023, Race 9, CONTINENTAL EVENT HIRE MOBILE TROT, Distance 2600m, Addington - Survey 3200m

| Result | TAB no. | Horse (Barrier) | 2600 to | 2400m to |
|--------|---------|------------------------------|---------|----------|
| 4th | 1 | Rachmaninov (1) | 2400m | 2200m |
| | | Position in running (margin) | - | 3(3.4) |
| | | Sectional time (s) | 14.42 | 15.42 |
| | | Cumulative time (s) | 201.57 | 187.15 |
| | | Speed (m/s) | 13.87 | 12.97 |
| | | Stride length (m) | 6.41 | 6.53 |
| | | Stride duration (s) | 0.462 | 0.504 |
| | | Stride efficiency (%) | 64.18 | 66.71 |
| | | Stride count | 31.21 | 30.61 |

Disclaimer.

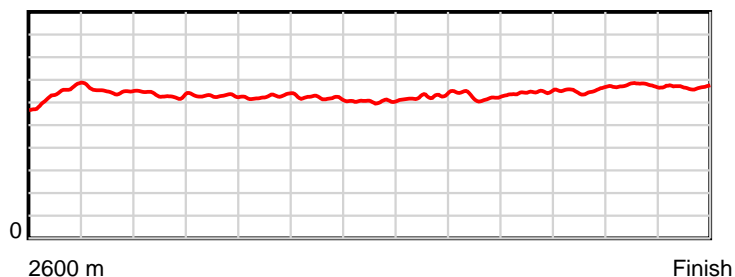
HRNZ and NZMTC and Thoroughbred Ratings Pty Ltd accepts no responsibility for the completeness or accuracy of any of the information contained herein, and makes no representations about its suitability for any particular purpose. Users should make their own judgements about those matters and/or seek independent advice. You assume all risks associated with use of the data provided on this page.

Race Results

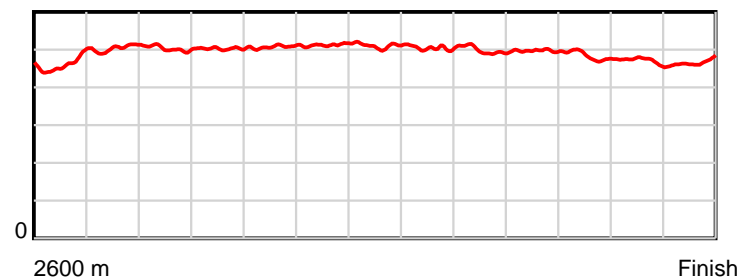
February 10, 2023, Race 9, CONTINENTAL EVENT HIRE MOBILE TROT, Distance 2600m, Addington - Survey 3200m

| Result | TAB no. | Horse (Barrier) | 2200m to | 2000m to | 1800m to | 1600m to | 1400m to | 1200m to | 1000m to | 800m to | 600m to | 400m to | 200m to | Total or | Margin |
|--------|---------|------------------------------|----------|----------|----------|----------|----------|----------|----------|---------|---------|---------|---------|----------|--------|
| 4th | 1 | Rachmaninov (1) | 2000m | 1800m | 1600m | 1400m | 1200m | 1000m | 800m | 600m | 400m | 200m | WP | Average | |
| | | Position in running (margin) | 3(3.3) | 3(4.7) | 3(4.4) | 3(5.0) | 3(4.5) | 4(4.2) | 4(2.7) | 4(4.2) | 4(4.3) | 6(4.6) | 6(4.4) | | 4.50 |
| | | Sectional time (s) | 16.35 | 15.98 | 16.28 | 16.35 | 16.79 | 15.81 | 16.20 | 15.43 | 14.93 | 13.70 | 13.91 | | |
| | | Cumulative time (s) | 171.73 | 155.38 | 139.40 | 123.12 | 106.77 | 89.98 | 74.17 | 57.97 | 42.54 | 27.61 | 13.91 | 3:21.57 | |
| | | Speed (m/s) | 12.23 | 12.52 | 12.29 | 12.23 | 11.91 | 12.65 | 12.35 | 12.96 | 13.40 | 14.60 | 14.38 | 12.90 | |
| | | Stride length (m) | 6.14 | 6.30 | 6.24 | 6.26 | 6.08 | 6.38 | 6.14 | 6.44 | 6.47 | 6.86 | 6.73 | 6.38 | |
| | | Stride duration (s) | 0.502 | 0.503 | 0.508 | 0.512 | 0.510 | 0.505 | 0.498 | 0.497 | 0.483 | 0.470 | 0.468 | 0.494 | |
| | | Stride efficiency (%) | 59.00 | 61.93 | 60.75 | 61.25 | 57.75 | 63.69 | 58.98 | 64.84 | 65.35 | 73.45 | 70.78 | 63.52 | |
| | | Stride count | 32.55 | 31.77 | 32.08 | 31.94 | 32.90 | 31.33 | 32.55 | 31.05 | 30.93 | 29.17 | 29.72 | 407.81 | |

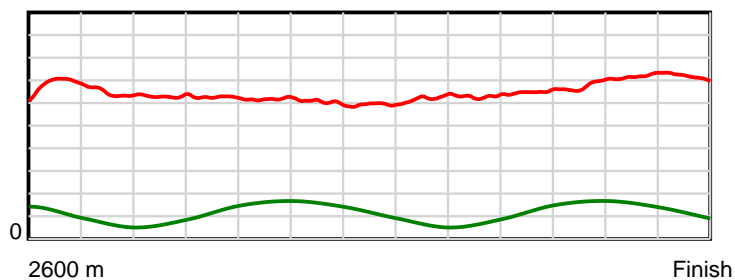
10 m Stride length



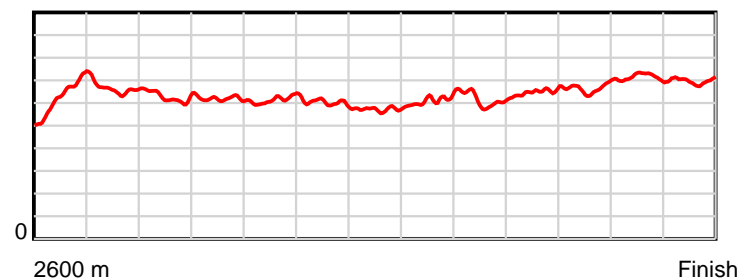
0.6 s Stride duration



20 m/sec Speed



100 % Stride efficiency



Note: Horizontal distance axis grid lines are 200m furlongs.

Disclaimer.

HRNZ and NZMTC and Thoroughbred Ratings Pty Ltd accepts no responsibility for the completeness or accuracy of any of the information contained herein, and makes no representations about its suitability for any particular purpose. Users should make their own judgements about those matters and/or seek independent advice. You assume all risks associated with use of the data provided on this page.



Race Results



February 10, 2023, Race 9, CONTINENTAL EVENT HIRE MOBILE TROT, Distance 2600m, Addington - Survey 3200m

| Result | TAB no. | Horse (Barrier) | 2600 to | 2400m to |
|--------|---------|------------------------------|---------|----------|
| 5th | 2 | Navara (2) | 2400m | 2200m |
| | | Position in running (margin) | - | 2(1.0) |
| | | Sectional time (s) | 14.14 | 15.27 |
| | | Cumulative time (s) | 201.68 | 187.54 |
| | | Speed (m/s) | 14.15 | 13.10 |
| | | Stride length (m) | 5.91 | 6.22 |
| | | Stride duration (s) | 0.416 | 0.475 |
| | | Stride efficiency (%) | 54.55 | 60.45 |
| | | Stride count | 33.85 | 32.16 |

Disclaimer.

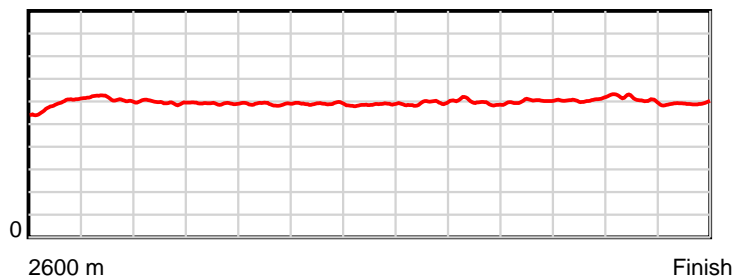
HRNZ and NZMTC and Thoroughbred Ratings Pty Ltd accepts no responsibility for the completeness or accuracy of any of the information contained herein, and makes no representations about its suitability for any particular purpose. Users should make their own judgements about those matters and/or seek independent advice. You assume all risks associated with use of the data provided on this page.

Race Results

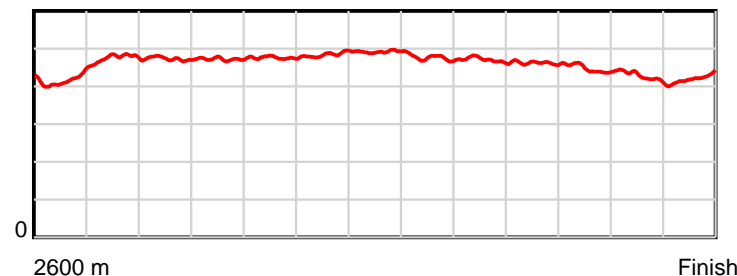
February 10, 2023, Race 9, CONTINENTAL EVENT HIRE MOBILE TROT, Distance 2600m, Addington - Survey 3200m

| Result | TAB no. | Horse (Barrier) | 2200m to | 2000m to | 1800m to | 1600m to | 1400m to | 1200m to | 1000m to | 800m to | 600m to | 400m to | 200m to | Total or | Margin |
|--------|---------|------------------------------|----------|----------|----------|----------|----------|----------|----------|---------|---------|---------|---------|----------|--------|
| 5th | 2 | Navara (2) | 2000m | 1800m | 1600m | 1400m | 1200m | 1000m | 800m | 600m | 400m | 200m | WP | Average | |
| | | Position in running (margin) | 2(0.0) | 2(3.1) | 2(2.8) | 2(4.6) | 2(1.9) | 2(1.8) | 1(0.0) | 3(2.8) | 3(2.6) | 3(2.7) | 3(2.0) | | 5.00 |
| | | Sectional time (s) | 16.62 | 15.98 | 16.48 | 15.98 | 16.84 | 15.74 | 16.43 | 15.37 | 14.91 | 13.61 | 14.31 | | |
| | | Cumulative time (s) | 172.27 | 155.65 | 139.67 | 123.19 | 107.21 | 90.37 | 74.63 | 58.20 | 42.83 | 27.92 | 14.31 | 3:21.68 | |
| | | Speed (m/s) | 12.03 | 12.52 | 12.14 | 12.52 | 11.88 | 12.71 | 12.17 | 13.01 | 13.41 | 14.70 | 13.98 | 12.89 | |
| | | Stride length (m) | 5.69 | 5.91 | 5.78 | 6.06 | 5.84 | 6.04 | 5.73 | 6.02 | 5.98 | 6.25 | 5.91 | 5.94 | |
| | | Stride duration (s) | 0.473 | 0.473 | 0.476 | 0.484 | 0.492 | 0.475 | 0.470 | 0.462 | 0.446 | 0.425 | 0.423 | 0.461 | |
| | | Stride efficiency (%) | 50.67 | 54.64 | 52.16 | 57.43 | 53.35 | 56.97 | 51.22 | 56.58 | 55.96 | 61.00 | 54.57 | 55.23 | |
| | | Stride count | 35.12 | 33.82 | 34.62 | 32.99 | 34.23 | 33.12 | 34.93 | 33.24 | 33.42 | 32.01 | 33.84 | 437.35 | |

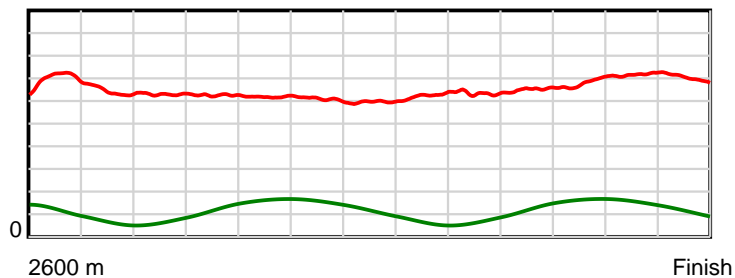
10 m Stride length



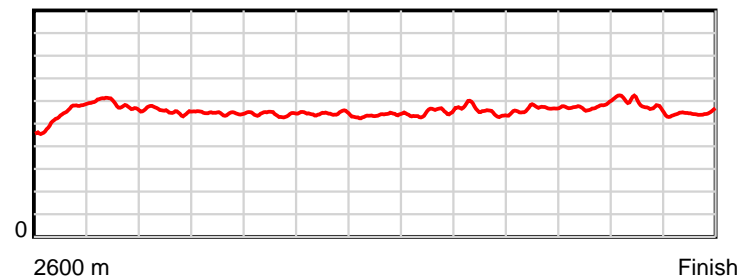
0.6 s Stride duration



20 m/sec Speed



100 % Stride efficiency



Note: Horizontal distance axis grid lines are 200m furlongs.

Disclaimer.

HRNZ and NZMTC and Thoroughbred Ratings Pty Ltd accepts no responsibility for the completeness or accuracy of any of the information contained herein, and makes no representations about its suitability for any particular purpose. Users should make their own judgements about those matters and/or seek independent advice. You assume all risks associated with use of the data provided on this page.



Race Results



February 10, 2023, Race 9, CONTINENTAL EVENT HIRE MOBILE TROT, Distance 2600m, Addington - Survey 3200m

| Result | TAB no. | Horse (Barrier) | 2600 to | 2400m to |
|--------|---------|------------------------------|---------|----------|
| 6th | 4 | Prince Teka (4) | 2400m | 2200m |
| | | Position in running (margin) | - | 1(0.0) |
| | | Sectional time (s) | 13.86 | 15.44 |
| | | Cumulative time (s) | 201.79 | 187.93 |
| | | Speed (m/s) | 14.43 | 12.95 |
| | | Stride length (m) | 6.46 | 6.07 |
| | | Stride duration (s) | 0.446 | 0.468 |
| | | Stride efficiency (%) | 65.23 | 57.53 |
| | | Stride count | 30.96 | 32.96 |

Disclaimer.

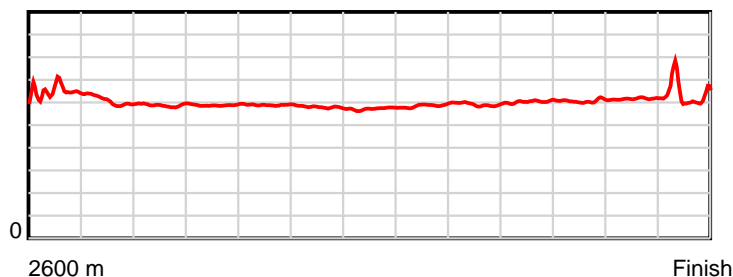
HRNZ and NZMTC and Thoroughbred Ratings Pty Ltd accepts no responsibility for the completeness or accuracy of any of the information contained herein, and makes no representations about its suitability for any particular purpose. Users should make their own judgements about those matters and/or seek independent advice. You assume all risks associated with use of the data provided on this page.

Race Results

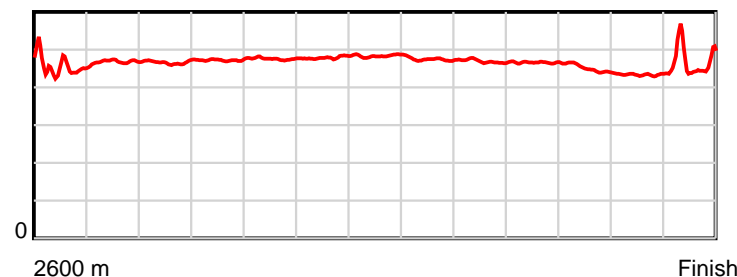
February 10, 2023, Race 9, CONTINENTAL EVENT HIRE MOBILE TROT, Distance 2600m, Addington - Survey 3200m

| Result | TAB no. | Horse (Barrier) | 2200m to | 2000m to | 1800m to | 1600m to | 1400m to | 1200m to | 1000m to | 800m to | 600m to | 400m to | 200m to | Total or | Margin |
|--------|---------|------------------------------|----------|----------|----------|----------|----------|----------|----------|---------|---------|---------|---------|----------|--------|
| 6th | 4 | Prince Teka (4) | 2000m | 1800m | 1600m | 1400m | 1200m | 1000m | 800m | 600m | 400m | 200m | WP | Average | |
| | | Position in running (margin) | 1(0.0) | 1(0.0) | 1(0.0) | 1(0.0) | 1(0.0) | 1(0.0) | 2(0.1) | 1(0.0) | 1(0.0) | 1(0.0) | 2(1.0) | | 5.70 |
| | | Sectional time (s) | 16.11 | 16.03 | 16.19 | 16.43 | 16.85 | 16.06 | 15.95 | 15.41 | 14.89 | 13.90 | 14.67 | | |
| | | Cumulative time (s) | 172.49 | 156.38 | 140.35 | 124.16 | 107.73 | 90.88 | 74.82 | 58.87 | 43.46 | 28.57 | 14.67 | 3:21.79 | |
| | | Speed (m/s) | 12.41 | 12.48 | 12.35 | 12.17 | 11.87 | 12.45 | 12.54 | 12.98 | 13.43 | 14.39 | 13.63 | 12.88 | |
| | | Stride length (m) | 5.79 | 5.89 | 5.88 | 5.82 | 5.74 | 5.90 | 5.88 | 6.04 | 6.04 | 6.24 | 6.26 | 6.00 | |
| | | Stride duration (s) | 0.466 | 0.472 | 0.476 | 0.478 | 0.484 | 0.474 | 0.469 | 0.466 | 0.450 | 0.434 | 0.459 | 0.465 | |
| | | Stride efficiency (%) | 52.38 | 54.21 | 54.05 | 53.01 | 51.57 | 54.44 | 54.09 | 57.05 | 57.10 | 60.85 | 61.20 | 56.17 | |
| | | Stride count | 34.54 | 33.96 | 34.01 | 34.34 | 34.81 | 33.89 | 34.00 | 33.10 | 33.09 | 32.05 | 31.96 | 433.67 | |

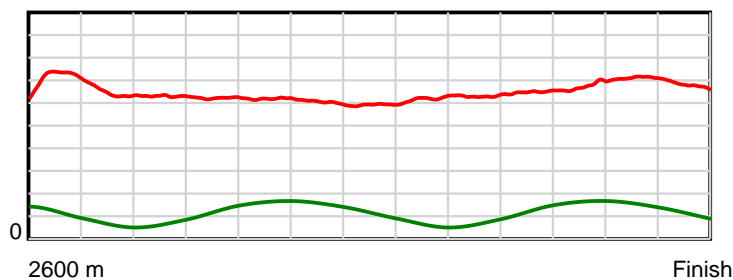
10 m Stride length



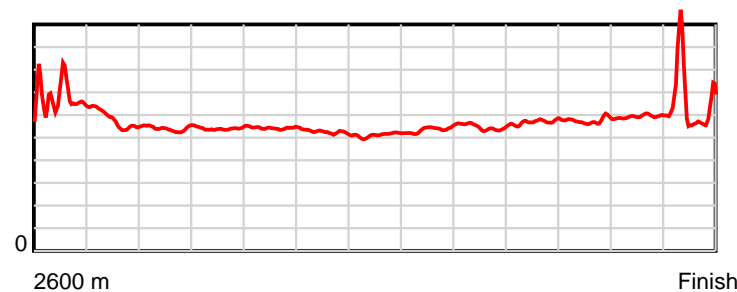
0.6 s Stride duration



20 m/sec Speed



100 % Stride efficiency



Note: Horizontal distance axis grid lines are 200m furlongs.

Disclaimer.

HRNZ and NZMTC and Thoroughbred Ratings Pty Ltd accepts no responsibility for the completeness or accuracy of any of the information contained herein, and makes no representations about its suitability for any particular purpose. Users should make their own judgements about those matters and/or seek independent advice. You assume all risks associated with use of the data provided on this page.



Race Results



February 10, 2023, Race 9, CONTINENTAL EVENT HIRE MOBILE TROT, Distance 2600m, Addington - Survey 3200m

| Result | TAB no. | Horse (Barrier) | 2600 to | 2400m to |
|--------|---------|------------------------------|---------|----------|
| 7th | 8 | Son Of Patrick (7) | 2400m | 2200m |
| | | Position in running (margin) | - | 6(9.4) |
| | | Sectional time (s) | 15.53 | 15.99 |
| | | Cumulative time (s) | 201.86 | 186.33 |
| | | Speed (m/s) | 12.88 | 12.51 |
| | | Stride length (m) | 6.23 | 6.14 |
| | | Stride duration (s) | 0.481 | 0.491 |
| | | Stride efficiency (%) | 60.68 | 58.98 |
| | | Stride count | 32.10 | 32.55 |

Disclaimer.

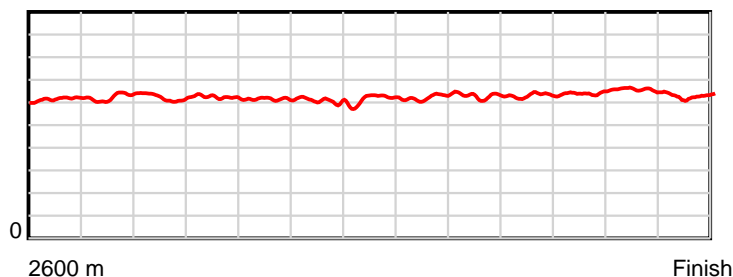
HRNZ and NZMTC and Thoroughbred Ratings Pty Ltd accepts no responsibility for the completeness or accuracy of any of the information contained herein, and makes no representations about its suitability for any particular purpose. Users should make their own judgements about those matters and/or seek independent advice. You assume all risks associated with use of the data provided on this page.

Race Results

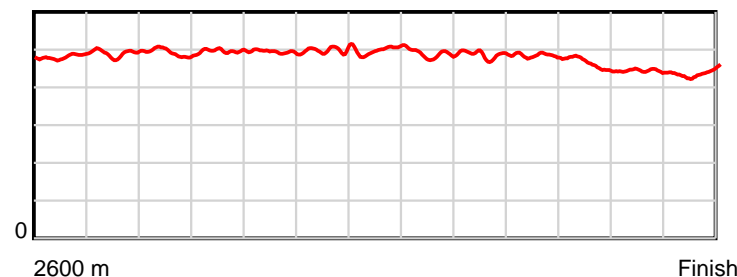
February 10, 2023, Race 9, CONTINENTAL EVENT HIRE MOBILE TROT, Distance 2600m, Addington - Survey 3200m

| Result | TAB no. | Horse (Barrier) | 2200m to | 2000m to | 1800m to | 1600m to | 1400m to | 1200m to | 1000m to | 800m to | 600m to | 400m to | 200m to | Total or | Margin |
|--------|---------|------------------------------|----------|----------|----------|----------|----------|----------|----------|---------|---------|---------|---------|----------|--------|
| 7th | 8 | Son Of Patrick (7) | 2000m | 1800m | 1600m | 1400m | 1200m | 1000m | 800m | 600m | 400m | 200m | WP | Average | |
| | | Position in running (margin) | 7(12.7) | 7(13.2) | 7(12.5) | 7(12.9) | 7(12.0) | 7(8.6) | 7(7.5) | 8(8.0) | 8(8.0) | 8(6.4) | 7(5.7) | | 6.10 |
| | | Sectional time (s) | 16.19 | 15.91 | 16.26 | 16.27 | 16.28 | 15.85 | 16.05 | 15.40 | 14.63 | 13.60 | 13.90 | | |
| | | Cumulative time (s) | 170.34 | 154.15 | 138.24 | 121.98 | 105.71 | 89.43 | 73.58 | 57.53 | 42.13 | 27.50 | 13.90 | 3:21.86 | |
| | | Speed (m/s) | 12.35 | 12.57 | 12.30 | 12.29 | 12.29 | 12.62 | 12.46 | 12.99 | 13.67 | 14.71 | 14.39 | 12.88 | |
| | | Stride length (m) | 6.07 | 6.24 | 6.08 | 6.15 | 6.12 | 6.16 | 6.06 | 6.28 | 6.29 | 6.51 | 6.31 | 6.20 | |
| | | Stride duration (s) | 0.492 | 0.497 | 0.494 | 0.500 | 0.498 | 0.488 | 0.486 | 0.483 | 0.460 | 0.443 | 0.439 | 0.481 | |
| | | Stride efficiency (%) | 57.63 | 60.88 | 57.74 | 59.03 | 58.59 | 59.22 | 57.37 | 61.56 | 61.89 | 66.30 | 62.21 | 60.09 | |
| | | Stride count | 32.93 | 32.04 | 32.90 | 32.54 | 32.66 | 32.49 | 33.01 | 31.87 | 31.78 | 30.70 | 31.70 | 419.27 | |

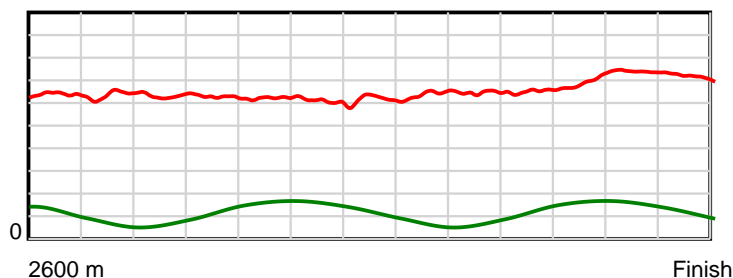
10 m Stride length



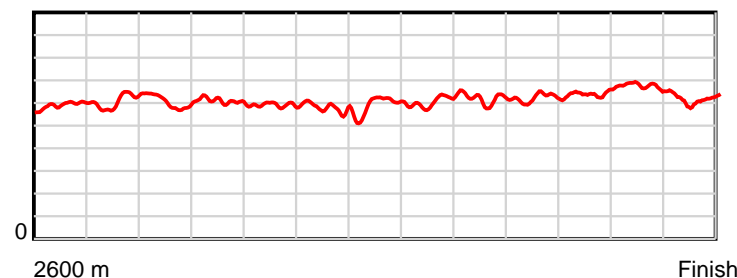
0.6 s Stride duration



20 m/sec Speed



100 % Stride efficiency



Note: Horizontal distance axis grid lines are 200m furlongs.

Disclaimer.

HRNZ and NZMTC and Thoroughbred Ratings Pty Ltd accepts no responsibility for the completeness or accuracy of any of the information contained herein, and makes no representations about its suitability for any particular purpose. Users should make their own judgements about those matters and/or seek independent advice. You assume all risks associated with use of the data provided on this page.



Race Results



February 10, 2023, Race 9, CONTINENTAL EVENT HIRE MOBILE TROT, Distance 2600m, Addington - Survey 3200m

| Result | TAB no. | Horse (Barrier) | 2600 to | 2400m to |
|--------|---------|------------------------------|---------|----------|
| 8th | 5 | Paris Prince (5) | 2400m | 2200m |
| | | Position in running (margin) | - | 8(21.7) |
| | | Sectional time (s) | 17.40 | 14.94 |
| | | Cumulative time (s) | 201.89 | 184.49 |
| | | Speed (m/s) | 11.50 | 13.39 |
| | | Stride length (m) | 5.02 | 5.97 |
| | | Stride duration (s) | 0.435 | 0.446 |
| | | Stride efficiency (%) | 39.41 | 55.65 |
| | | Stride count | 39.82 | 33.51 |

Disclaimer.

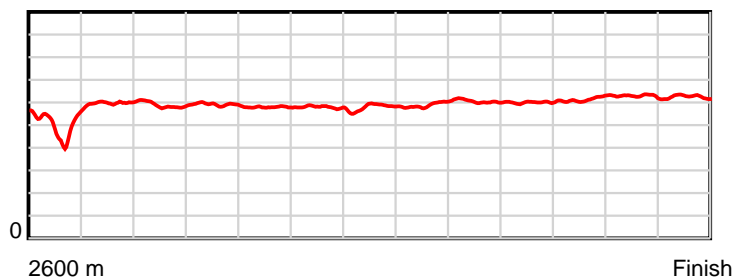
HRNZ and NZMTC and Thoroughbred Ratings Pty Ltd accepts no responsibility for the completeness or accuracy of any of the information contained herein, and makes no representations about its suitability for any particular purpose. Users should make their own judgements about those matters and/or seek independent advice. You assume all risks associated with use of the data provided on this page.

Race Results

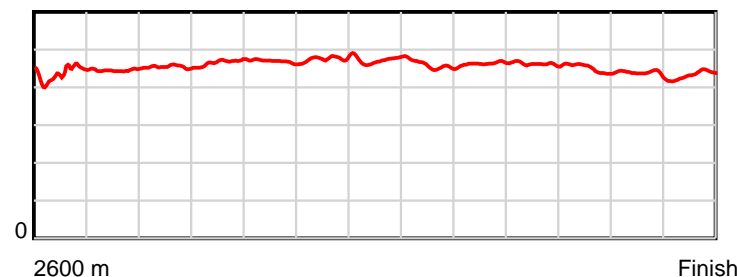
February 10, 2023, Race 9, CONTINENTAL EVENT HIRE MOBILE TROT, Distance 2600m, Addington - Survey 3200m

| Result | TAB no. | Horse (Barrier) | 2200m to | 2000m to | 1800m to | 1600m to | 1400m to | 1200m to | 1000m to | 800m to | 600m to | 400m to | 200m to | Total or | Margin |
|--------|---------|------------------------------|----------|----------|----------|----------|----------|----------|----------|---------|---------|---------|---------|----------|--------|
| 8th | 5 | Paris Prince (5) | 2000m | 1800m | 1600m | 1400m | 1200m | 1000m | 800m | 600m | 400m | 200m | WP | Average | |
| | | Position in running (margin) | 8(18.7) | 8(16.4) | 8(14.0) | 8(14.7) | 8(15.2) | 8(11.5) | 8(8.4) | 7(6.4) | 7(6.2) | 7(6.1) | 8(6.4) | | 6.20 |
| | | Sectional time (s) | 15.73 | 15.65 | 16.30 | 16.51 | 16.24 | 15.53 | 15.61 | 15.38 | 14.88 | 13.76 | 13.96 | | |
| | | Cumulative time (s) | 169.55 | 153.82 | 138.17 | 121.87 | 105.36 | 89.12 | 73.59 | 57.98 | 42.60 | 27.72 | 13.96 | 3:21.89 | |
| | | Speed (m/s) | 12.71 | 12.78 | 12.27 | 12.11 | 12.32 | 12.88 | 12.81 | 13.00 | 13.44 | 14.53 | 14.33 | 12.88 | |
| | | Stride length (m) | 5.78 | 5.97 | 5.75 | 5.78 | 5.82 | 5.91 | 5.93 | 6.01 | 6.05 | 6.35 | 6.22 | 5.87 | |
| | | Stride duration (s) | 0.454 | 0.467 | 0.469 | 0.477 | 0.472 | 0.459 | 0.463 | 0.462 | 0.450 | 0.437 | 0.434 | 0.456 | |
| | | Stride efficiency (%) | 52.12 | 55.64 | 51.72 | 52.12 | 52.85 | 54.52 | 55.03 | 56.40 | 57.14 | 63.02 | 60.42 | 53.86 | |
| | | Stride count | 34.63 | 33.52 | 34.77 | 34.63 | 34.39 | 33.86 | 33.70 | 33.29 | 33.08 | 31.49 | 32.16 | 442.85 | |

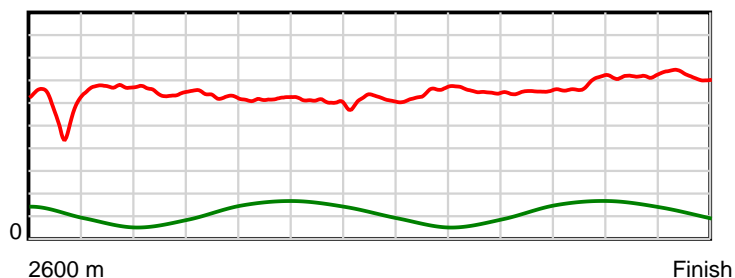
10 m Stride length



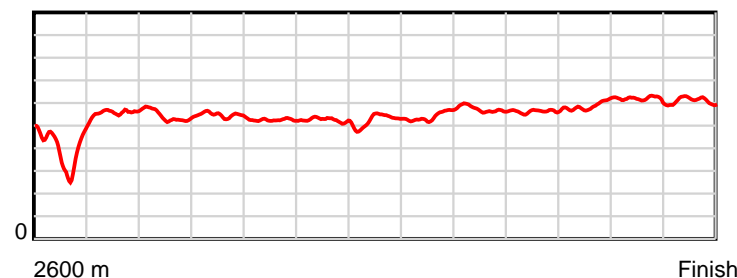
0.6 s Stride duration



20 m/sec Speed



100 % Stride efficiency



Note: Horizontal distance axis grid lines are 200m furlongs.

Disclaimer.

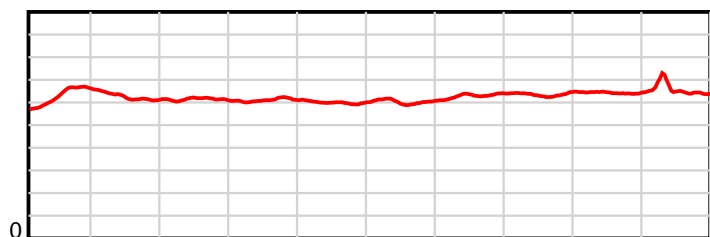
HRNZ and NZMTC and Thoroughbred Ratings Pty Ltd accepts no responsibility for the completeness or accuracy of any of the information contained herein, and makes no representations about its suitability for any particular purpose. Users should make their own judgements about those matters and/or seek independent advice. You assume all risks associated with use of the data provided on this page.

Race Results

February 10, 2023, Race 10, FIRST DIRECT TAXIS MOBILE PACE, Distance 1980m, Addington - Survey 1980m

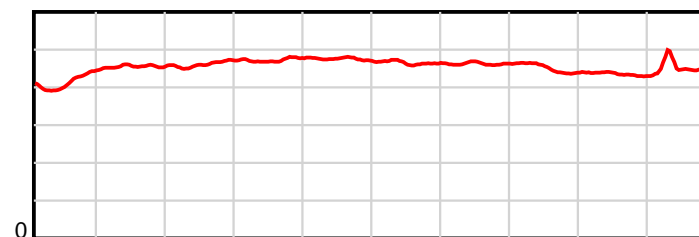
| Result | TAB no. | Horse (Barrier) | 1980 to | 1800m to | 1600m to | 1400m to | 1200m to | 1000m to | 800m to | 600m to | 400m to | 200m to | Total or | Margin |
|--------|---------|------------------------------|--------------|--------------|--------------|--------------|--------------|-------------|-------------|-------------|-------------|-----------|----------------|--------|
| 1st | 1 | Double Time (1) | 1800m | 1600m | 1400m | 1200m | 1000m | 800m | 600m | 400m | 200m | WP | Average | |
| | | Position in running (margin) | - | 1(0.0) | 1(0.0) | 1(0.0) | 1(0.0) | 1(0.0) | 1(0.0) | 1(0.0) | 1(0.0) | 1(0.0) | | 0.00 |
| | | Sectional time (s) | 11.82 | 14.68 | 15.08 | 15.48 | 16.05 | 15.55 | 14.71 | 14.19 | 13.55 | 13.88 | | |
| | | Cumulative time (s) | 144.99 | 133.17 | 118.49 | 103.41 | 87.93 | 71.88 | 56.33 | 41.62 | 27.43 | 13.88 | 2:24.99 | |
| | | Speed (m/s) | 15.23 | 13.62 | 13.26 | 12.92 | 12.46 | 12.86 | 13.60 | 14.09 | 14.76 | 14.41 | 13.66 | |
| | | Stride length (m) | 6.32 | 6.21 | 6.12 | 6.11 | 5.92 | 5.98 | 6.29 | 6.34 | 6.43 | 6.51 | 6.22 | |
| | | Stride duration (s) | 0.415 | 0.456 | 0.462 | 0.473 | 0.475 | 0.465 | 0.463 | 0.450 | 0.435 | 0.452 | 0.455 | |
| | | Stride efficiency (%) | 62.45 | 60.27 | 58.53 | 58.33 | 54.68 | 55.88 | 61.83 | 62.72 | 64.53 | 66.31 | 60.38 | |
| | | Stride count | 28.47 | 32.20 | 32.68 | 32.74 | 33.81 | 33.45 | 31.80 | 31.57 | 31.12 | 30.70 | 318.54 | |

10 m Stride length



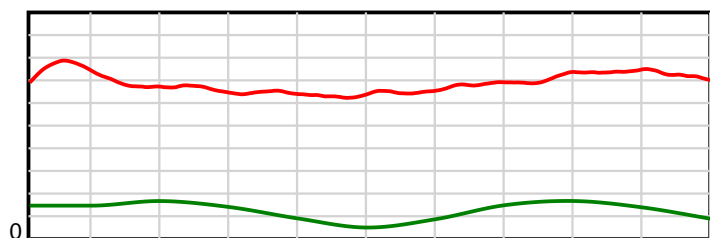
1980 m Finish

0.6 s Stride duration



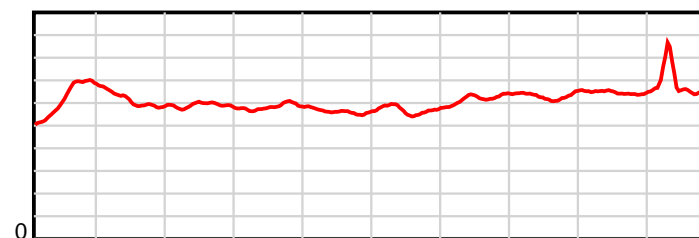
1980 m Finish

20 m/sec Speed



1980 m Finish

100 % Stride efficiency



1980 m Finish

Note: Horizontal distance axis grid lines are 200m furlongs.

Disclaimer.

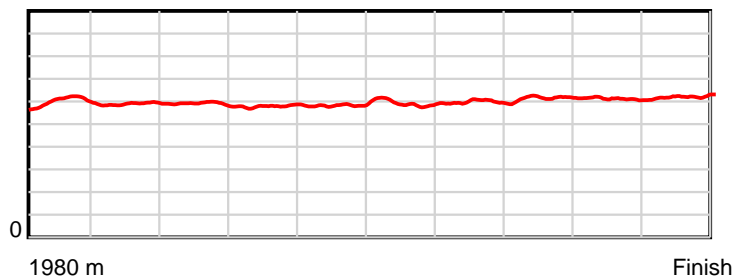
HRNZ and NZMTC and Thoroughbred Ratings Pty Ltd accepts no responsibility for the completeness or accuracy of any of the information contained herein, and makes no representations about its suitability for any particular purpose. Users should make their own judgements about those matters and/or seek independent advice. You assume all risks associated with use of the data provided on this page.

Race Results

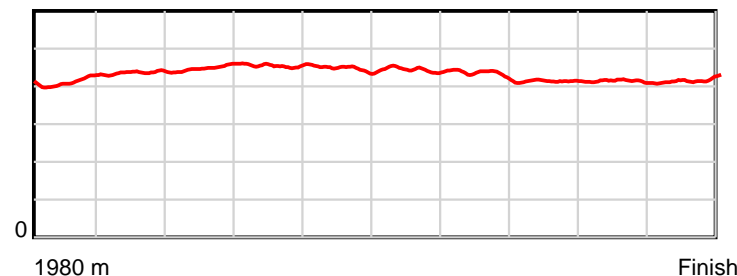
February 10, 2023, Race 10, FIRST DIRECT TAXIS MOBILE PACE, Distance 1980m, Addington - Survey 1980m

| Result | TAB no. | Horse (Barrier) | 1980 to | 1800m to | 1600m to | 1400m to | 1200m to | 1000m to | 800m to | 600m to | 400m to | 200m to | Total or | Margin |
|--------|---------|------------------------------|---------|----------|----------|----------|----------|----------|---------|---------|---------|---------|----------|--------|
| 2nd | 3 | J R Bromac (3) | 1800m | 1600m | 1400m | 1200m | 1000m | 800m | 600m | 400m | 200m | WP | Average | |
| | | Position in running (margin) | - | 4(3.4) | 6(6.6) | 6(7.2) | 6(9.1) | 7(7.0) | 7(6.2) | 6(5.2) | 4(1.8) | 5(3.4) | | 1.00 |
| | | Sectional time (s) | 12.31 | 15.20 | 15.20 | 15.80 | 15.69 | 15.42 | 14.53 | 13.64 | 13.80 | 13.59 | | |
| | | Cumulative time (s) | 145.18 | 132.87 | 117.67 | 102.47 | 86.67 | 70.98 | 55.56 | 41.03 | 27.39 | 13.59 | 2:25.18 | |
| | | Speed (m/s) | 14.63 | 13.16 | 13.16 | 12.66 | 12.75 | 12.97 | 13.76 | 14.66 | 14.49 | 14.72 | 13.64 | |
| | | Stride length (m) | 6.01 | 5.73 | 5.90 | 5.76 | 5.70 | 5.75 | 5.96 | 6.07 | 5.99 | 6.14 | 5.90 | |
| | | Stride duration (s) | 0.412 | 0.436 | 0.449 | 0.455 | 0.447 | 0.444 | 0.433 | 0.414 | 0.413 | 0.417 | 0.432 | |
| | | Stride efficiency (%) | 56.42 | 51.39 | 54.44 | 51.79 | 50.77 | 51.74 | 55.50 | 57.52 | 56.02 | 58.95 | 54.34 | |
| | | Stride count | 29.95 | 34.87 | 33.88 | 34.74 | 35.09 | 34.76 | 33.56 | 32.96 | 33.40 | 32.56 | 335.77 | |

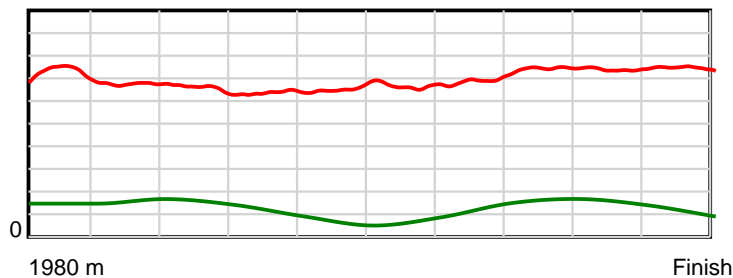
10 m Stride length



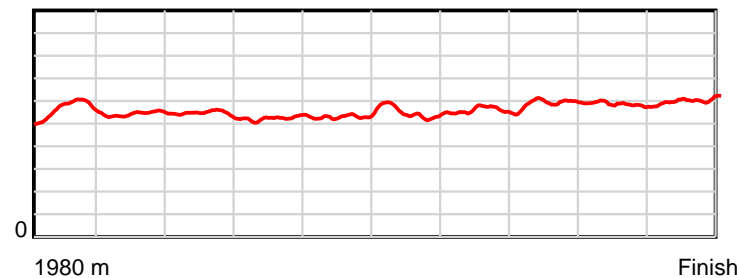
0.6 s Stride duration



20 m/sec Speed



100 % Stride efficiency



Note: Horizontal distance axis grid lines are 200m furlongs.

Disclaimer.

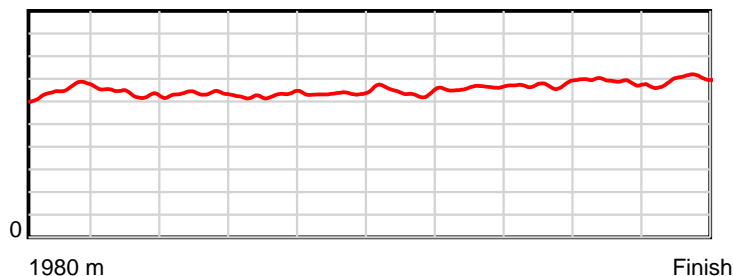
HRNZ and NZMTC and Thoroughbred Ratings Pty Ltd accepts no responsibility for the completeness or accuracy of any of the information contained herein, and makes no representations about its suitability for any particular purpose. Users should make their own judgements about those matters and/or seek independent advice. You assume all risks associated with use of the data provided on this page.

Race Results

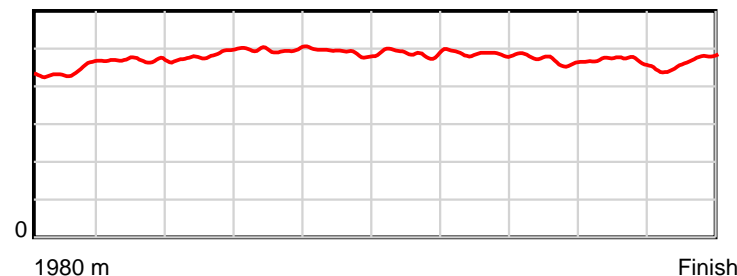
February 10, 2023, Race 10, FIRST DIRECT TAXIS MOBILE PACE, Distance 1980m, Addington - Survey 1980m

| Result | TAB no. | Horse (Barrier) | 1980 to | 1800m to | 1600m to | 1400m to | 1200m to | 1000m to | 800m to | 600m to | 400m to | 200m to | Total or | Margin |
|--------|---------|------------------------------|---------|----------|----------|----------|----------|----------|---------|---------|---------|---------|----------|--------|
| 3rd | 2 | Ajira (2) | 1800m | 1600m | 1400m | 1200m | 1000m | 800m | 600m | 400m | 200m | WP | Average | |
| | | Position in running (margin) | - | 2(2.7) | 3(2.7) | 5(4.7) | 5(6.8) | 6(6.3) | 5(4.7) | 5(4.2) | 3(1.8) | 4(3.1) | | 1.30 |
| | | Sectional time (s) | 12.27 | 14.69 | 15.40 | 15.83 | 15.98 | 15.27 | 14.62 | 13.80 | 13.76 | 13.61 | | |
| | | Cumulative time (s) | 145.23 | 132.96 | 118.27 | 102.87 | 87.04 | 71.06 | 55.79 | 41.17 | 27.37 | 13.61 | 2:25.23 | |
| | | Speed (m/s) | 14.67 | 13.61 | 12.99 | 12.63 | 12.52 | 13.10 | 13.68 | 14.49 | 14.53 | 14.70 | 13.63 | |
| | | Stride length (m) | 6.52 | 6.39 | 6.26 | 6.28 | 6.13 | 6.41 | 6.64 | 6.80 | 6.80 | 6.85 | 6.50 | |
| | | Stride duration (s) | 0.441 | 0.469 | 0.482 | 0.497 | 0.490 | 0.489 | 0.485 | 0.469 | 0.468 | 0.467 | 0.477 | |
| | | Stride efficiency (%) | 66.45 | 63.85 | 61.16 | 61.69 | 58.76 | 64.18 | 68.88 | 72.24 | 72.22 | 73.41 | 66.01 | |
| | | Stride count | 27.60 | 31.29 | 31.97 | 31.83 | 32.61 | 31.21 | 30.12 | 29.42 | 29.42 | 29.18 | 304.65 | |

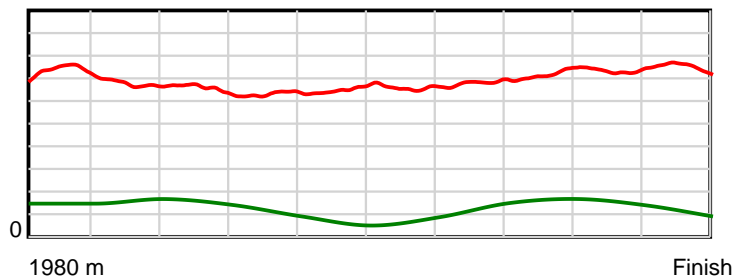
10 m Stride length



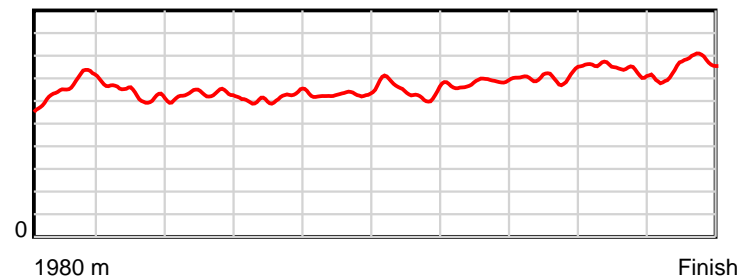
0.6 s Stride duration



20 m/sec Speed



100 % Stride efficiency



Note: Horizontal distance axis grid lines are 200m furlongs.

Disclaimer.

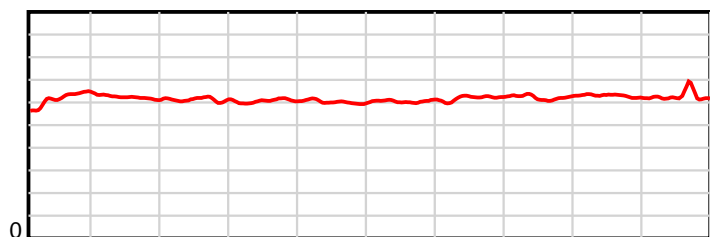
HRNZ and NZMTC and Thoroughbred Ratings Pty Ltd accepts no responsibility for the completeness or accuracy of any of the information contained herein, and makes no representations about its suitability for any particular purpose. Users should make their own judgements about those matters and/or seek independent advice. You assume all risks associated with use of the data provided on this page.

Race Results

February 10, 2023, Race 10, FIRST DIRECT TAXIS MOBILE PACE, Distance 1980m, Addington - Survey 1980m

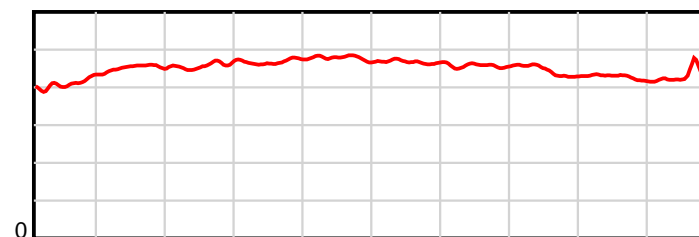
| Result | TAB no. | Horse (Barrier) | 1980 to | 1800m to | 1600m to | 1400m to | 1200m to | 1000m to | 800m to | 600m to | 400m to | 200m to | Total or | Margin |
|--------|---------|------------------------------|---------|----------|----------|----------|----------|----------|---------|---------|---------|---------|----------|--------|
| 4th | 10 | Rockin Va Va (10) | 1800m | 1600m | 1400m | 1200m | 1000m | 800m | 600m | 400m | 200m | WP | Average | |
| | | Position in running (margin) | - | 3(3.3) | 2(2.4) | 2(2.2) | 2(2.2) | 2(1.6) | 2(1.6) | 2(1.7) | 5(2.6) | 2(1.9) | | 1.40 |
| | | Sectional time (s) | 12.42 | 14.52 | 15.05 | 15.47 | 15.95 | 15.54 | 14.73 | 14.34 | 13.44 | 13.78 | | |
| | | Cumulative time (s) | 145.24 | 132.82 | 118.30 | 103.25 | 87.78 | 71.83 | 56.29 | 41.56 | 27.22 | 13.78 | 2:25.24 | |
| | | Speed (m/s) | 14.50 | 13.77 | 13.29 | 12.93 | 12.54 | 12.87 | 13.58 | 13.95 | 14.88 | 14.51 | 13.63 | |
| | | Stride length (m) | 6.21 | 6.23 | 6.09 | 6.05 | 5.99 | 6.01 | 6.20 | 6.18 | 6.35 | 6.24 | 6.15 | |
| | | Stride duration (s) | 0.411 | 0.452 | 0.458 | 0.468 | 0.478 | 0.467 | 0.456 | 0.443 | 0.427 | 0.430 | 0.451 | |
| | | Stride efficiency (%) | 60.17 | 60.60 | 57.93 | 57.19 | 56.02 | 56.52 | 60.00 | 59.61 | 63.09 | 60.77 | 59.12 | |
| | | Stride count | 29.01 | 32.12 | 32.85 | 33.06 | 33.40 | 33.25 | 32.28 | 32.38 | 31.48 | 32.07 | 321.90 | |

10 m Stride length



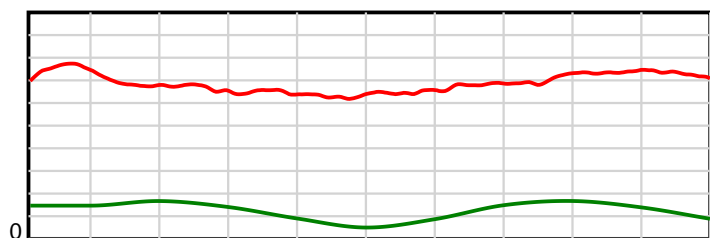
1980 m Finish

0.6 s Stride duration



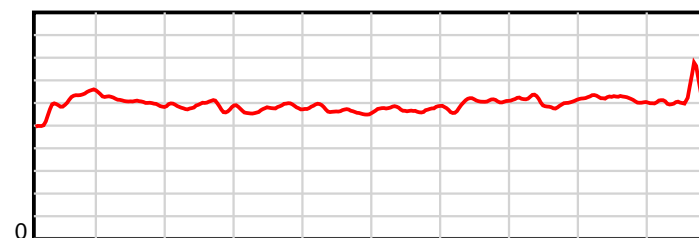
1980 m Finish

20 m/sec Speed



1980 m Finish

100 % Stride efficiency



1980 m Finish

Note: Horizontal distance axis grid lines are 200m furlongs.

Disclaimer.

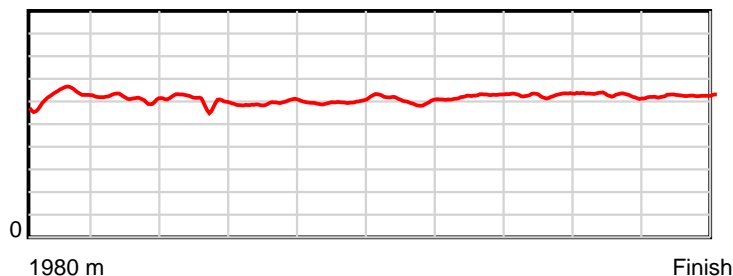
HRNZ and NZMTC and Thoroughbred Ratings Pty Ltd accepts no responsibility for the completeness or accuracy of any of the information contained herein, and makes no representations about its suitability for any particular purpose. Users should make their own judgements about those matters and/or seek independent advice. You assume all risks associated with use of the data provided on this page.

Race Results

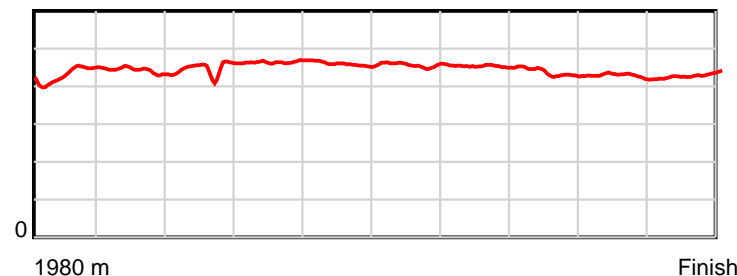
February 10, 2023, Race 10, FIRST DIRECT TAXIS MOBILE PACE, Distance 1980m, Addington - Survey 1980m

| Result | TAB no. | Horse (Barrier) | 1980 to | 1800m to | 1600m to | 1400m to | 1200m to | 1000m to | 800m to | 600m to | 400m to | 200m to | Total or | Margin |
|--------|---------|------------------------------|--------------|--------------|--------------|--------------|--------------|-------------|-------------|-------------|-------------|-----------|----------------|--------|
| 5th | 4 | Tiger Taylor (4) | 1800m | 1600m | 1400m | 1200m | 1000m | 800m | 600m | 400m | 200m | WP | Average | |
| | | Position in running (margin) | - | 5(3.5) | 4(3.7) | 3(3.3) | 3(5.1) | 3(3.5) | 3(3.2) | 3(2.6) | 2(1.5) | 3(2.7) | | 1.60 |
| | | Sectional time (s) | 12.36 | 14.70 | 15.03 | 15.77 | 15.79 | 15.49 | 14.60 | 14.01 | 13.75 | 13.78 | | |
| | | Cumulative time (s) | 145.28 | 132.92 | 118.22 | 103.19 | 87.42 | 71.63 | 56.14 | 41.54 | 27.53 | 13.78 | 2:25.28 | |
| | | Speed (m/s) | 14.57 | 13.61 | 13.31 | 12.68 | 12.67 | 12.91 | 13.70 | 14.28 | 14.55 | 14.51 | 13.63 | |
| | | Stride length (m) | 6.32 | 6.01 | 5.95 | 5.89 | 5.81 | 5.89 | 6.20 | 6.21 | 6.21 | 6.24 | 6.06 | |
| | | Stride duration (s) | 0.432 | 0.442 | 0.447 | 0.464 | 0.459 | 0.456 | 0.453 | 0.435 | 0.427 | 0.430 | 0.445 | |
| | | Stride efficiency (%) | 62.34 | 56.41 | 55.24 | 54.17 | 52.81 | 54.25 | 60.08 | 60.25 | 60.30 | 60.77 | 57.48 | |
| | | Stride count | 28.50 | 33.29 | 33.64 | 33.97 | 34.40 | 33.94 | 32.25 | 32.21 | 32.20 | 32.07 | 326.47 | |

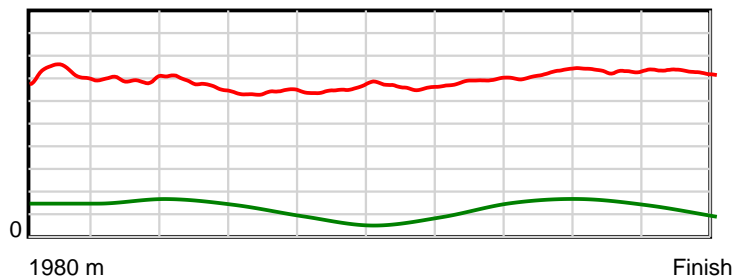
10 m Stride length



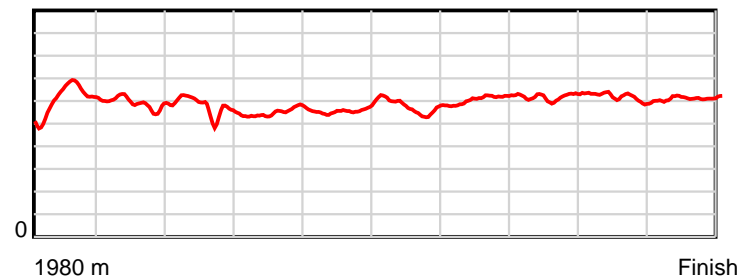
0.6 s Stride duration



20 m/sec Speed



100 % Stride efficiency



Note: Horizontal distance axis grid lines are 200m furlongs.

Disclaimer.

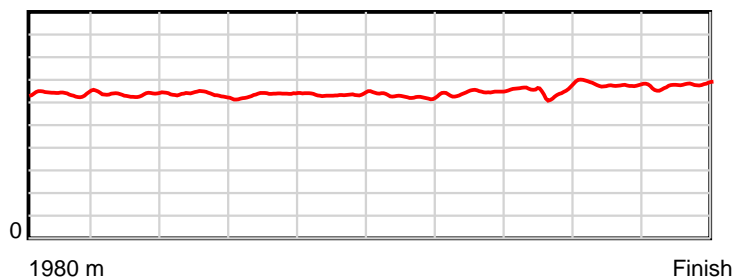
HRNZ and NZMTC and Thoroughbred Ratings Pty Ltd accepts no responsibility for the completeness or accuracy of any of the information contained herein, and makes no representations about its suitability for any particular purpose. Users should make their own judgements about those matters and/or seek independent advice. You assume all risks associated with use of the data provided on this page.

Race Results

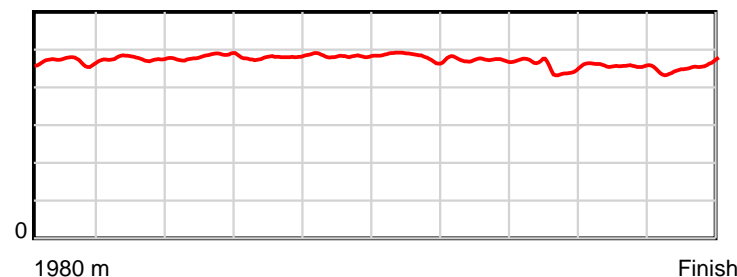
February 10, 2023, Race 10, FIRST DIRECT TAXIS MOBILE PACE, Distance 1980m, Addington - Survey 1980m

| Result | TAB no. | Horse (Barrier) | 1980 to | 1800m to | 1600m to | 1400m to | 1200m to | 1000m to | 800m to | 600m to | 400m to | 200m to | Total or | Margin |
|--------|---------|------------------------------|---------|----------|----------|----------|----------|----------|---------|---------|---------|---------|----------|--------|
| 6th | 8 | Jack Tar (8) | 1800m | 1600m | 1400m | 1200m | 1000m | 800m | 600m | 400m | 200m | WP | Average | |
| | | Position in running (margin) | - | 9(8.6) | 9(12.5) | 9(13.6) | 7(10.9) | 5(5.2) | 6(5.2) | 7(5.3) | 10(6.2) | 9(5.6) | | 3.20 |
| | | Sectional time (s) | 13.46 | 15.32 | 15.26 | 15.03 | 15.10 | 15.55 | 14.72 | 14.35 | 13.44 | 13.34 | | |
| | | Cumulative time (s) | 145.57 | 132.11 | 116.79 | 101.53 | 86.50 | 71.40 | 55.85 | 41.13 | 26.78 | 13.34 | 2:25.57 | |
| | | Speed (m/s) | 13.38 | 13.05 | 13.11 | 13.31 | 13.25 | 12.86 | 13.59 | 13.94 | 14.88 | 14.99 | 13.60 | |
| | | Stride length (m) | 6.42 | 6.22 | 6.31 | 6.37 | 6.40 | 6.20 | 6.43 | 6.35 | 6.80 | 6.81 | 6.43 | |
| | | Stride duration (s) | 0.470 | 0.477 | 0.482 | 0.479 | 0.483 | 0.482 | 0.473 | 0.456 | 0.457 | 0.454 | 0.472 | |
| | | Stride efficiency (%) | 64.47 | 60.52 | 62.31 | 63.50 | 64.06 | 60.06 | 64.57 | 63.04 | 72.27 | 72.44 | 64.54 | |
| | | Stride count | 28.02 | 32.14 | 31.67 | 31.37 | 31.24 | 32.26 | 31.11 | 31.49 | 29.41 | 29.38 | 308.09 | |

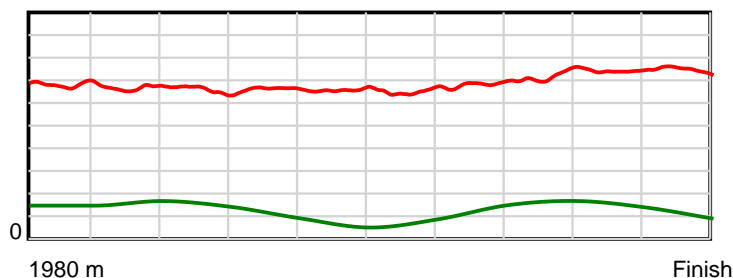
10 m Stride length



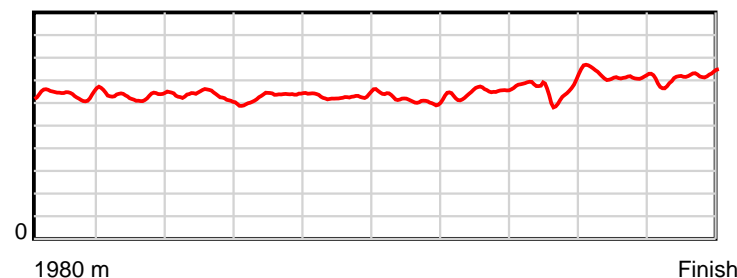
0.6 s Stride duration



20 m/sec Speed



100 % Stride efficiency



Note: Horizontal distance axis grid lines are 200m furlongs.

Disclaimer.

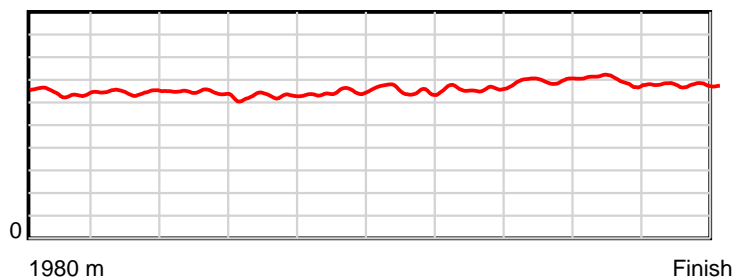
HRNZ and NZMTC and Thoroughbred Ratings Pty Ltd accepts no responsibility for the completeness or accuracy of any of the information contained herein, and makes no representations about its suitability for any particular purpose. Users should make their own judgements about those matters and/or seek independent advice. You assume all risks associated with use of the data provided on this page.

Race Results

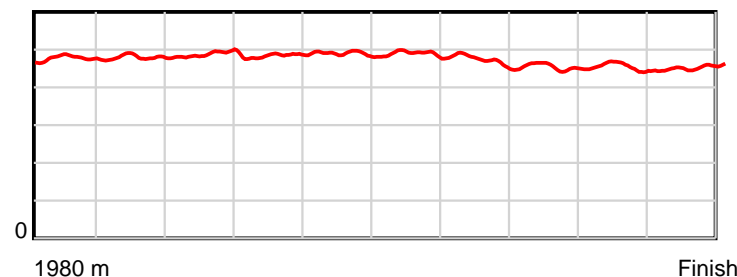
February 10, 2023, Race 10, FIRST DIRECT TAXIS MOBILE PACE, Distance 1980m, Addington - Survey 1980m

| Result | TAB no. | Horse (Barrier) | 1980 to | 1800m to | 1600m to | 1400m to | 1200m to | 1000m to | 800m to | 600m to | 400m to | 200m to | Total or | Margin |
|--------|---------|------------------------------|---------|----------|----------|----------|----------|----------|----------|---------|---------|---------|----------|--------|
| 7th | 9 | Mandalay Bay (9) | 1800m | 1600m | 1400m | 1200m | 1000m | 800m | 600m | 400m | 200m | WP | Average | |
| | | Position in running (margin) | - | 10(10.9) | 10(15.2) | 10(17.0) | 10(16.7) | 10(12.8) | 10(12.1) | 10(9.2) | 9(5.9) | 10(5.8) | | 3.40 |
| | | Sectional time (s) | 13.58 | 15.39 | 15.38 | 15.43 | 15.39 | 15.44 | 14.22 | 13.65 | 13.52 | 13.60 | | |
| | | Cumulative time (s) | 145.60 | 132.02 | 116.63 | 101.25 | 85.82 | 70.43 | 54.99 | 40.77 | 27.12 | 13.60 | 2:25.60 | |
| | | Speed (m/s) | 13.26 | 13.00 | 13.00 | 12.96 | 13.00 | 12.95 | 14.06 | 14.65 | 14.79 | 14.71 | 13.60 | |
| | | Stride length (m) | 6.44 | 6.23 | 6.35 | 6.26 | 6.36 | 6.33 | 6.62 | 6.65 | 6.70 | 6.68 | 6.46 | |
| | | Stride duration (s) | 0.478 | 0.479 | 0.488 | 0.483 | 0.490 | 0.489 | 0.470 | 0.454 | 0.453 | 0.454 | 0.475 | |
| | | Stride efficiency (%) | 64.85 | 60.64 | 63.09 | 61.19 | 63.29 | 62.61 | 68.40 | 69.13 | 70.20 | 69.65 | 65.17 | |
| | | Stride count | 27.94 | 32.10 | 31.48 | 31.96 | 31.43 | 31.60 | 30.23 | 30.07 | 29.84 | 29.96 | 306.61 | |

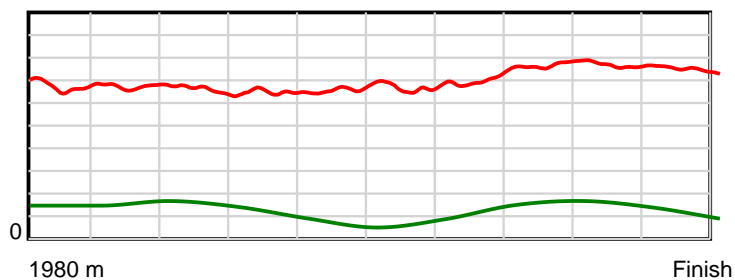
10 m Stride length



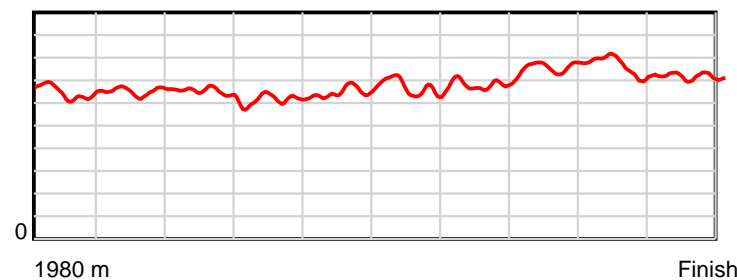
0.6 s Stride duration



20 m/sec Speed



100 % Stride efficiency



Note: Horizontal distance axis grid lines are 200m furlongs.

Disclaimer.

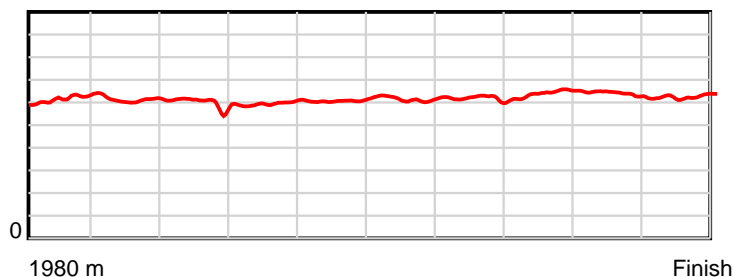
HRNZ and NZMTC and Thoroughbred Ratings Pty Ltd accepts no responsibility for the completeness or accuracy of any of the information contained herein, and makes no representations about its suitability for any particular purpose. Users should make their own judgements about those matters and/or seek independent advice. You assume all risks associated with use of the data provided on this page.

Race Results

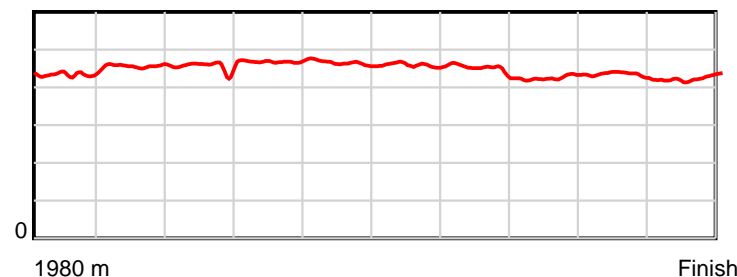
February 10, 2023, Race 10, FIRST DIRECT TAXIS MOBILE PACE, Distance 1980m, Addington - Survey 1980m

| Result | TAB no. | Horse (Barrier) | 1980 to | 1800m to | 1600m to | 1400m to | 1200m to | 1000m to | 800m to | 600m to | 400m to | 200m to | Total or | Margin |
|--------|---------|------------------------------|---------|----------|----------|----------|----------|----------|---------|---------|---------|---------|----------|--------|
| 8th | 5 | Maren Franco (5) | 1800m | 1600m | 1400m | 1200m | 1000m | 800m | 600m | 400m | 200m | WP | Average | |
| | | Position in running (margin) | - | 6(5.1) | 7(7.9) | 7(9.2) | 8(11.0) | 8(8.8) | 8(7.9) | 9(6.8) | 7(3.5) | 8(5.2) | | 3.60 |
| | | Sectional time (s) | 12.78 | 15.14 | 15.31 | 15.77 | 15.69 | 15.39 | 14.52 | 13.64 | 13.85 | 13.56 | | |
| | | Cumulative time (s) | 145.65 | 132.87 | 117.73 | 102.42 | 86.65 | 70.96 | 55.57 | 41.05 | 27.41 | 13.56 | 2:25.65 | |
| | | Speed (m/s) | 14.09 | 13.21 | 13.06 | 12.68 | 12.75 | 13.00 | 13.77 | 14.66 | 14.44 | 14.75 | 13.59 | |
| | | Stride length (m) | 6.17 | 6.04 | 5.95 | 5.94 | 5.92 | 5.97 | 6.17 | 6.25 | 6.25 | 6.27 | 6.09 | |
| | | Stride duration (s) | 0.432 | 0.457 | 0.456 | 0.469 | 0.464 | 0.459 | 0.448 | 0.426 | 0.432 | 0.425 | 0.448 | |
| | | Stride efficiency (%) | 59.49 | 56.95 | 55.35 | 55.18 | 54.68 | 55.61 | 59.48 | 61.00 | 60.98 | 61.53 | 57.92 | |
| | | Stride count | 29.17 | 33.13 | 33.61 | 33.66 | 33.81 | 33.53 | 32.42 | 32.01 | 32.02 | 31.87 | 325.23 | |

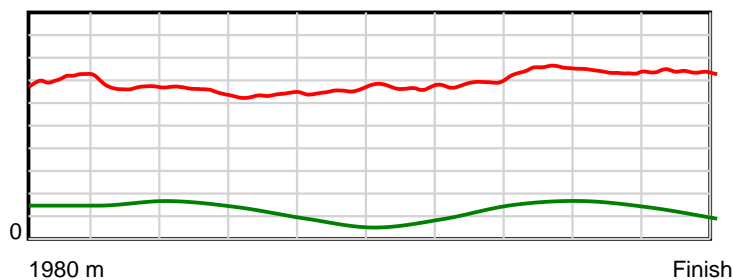
10 m Stride length



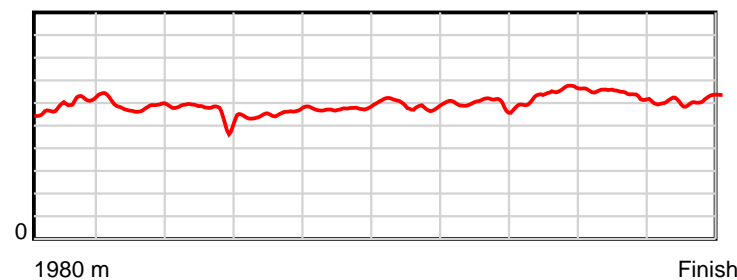
0.6 s Stride duration



20 m/sec Speed



100 % Stride efficiency



Note: Horizontal distance axis grid lines are 200m furlongs.

Disclaimer.

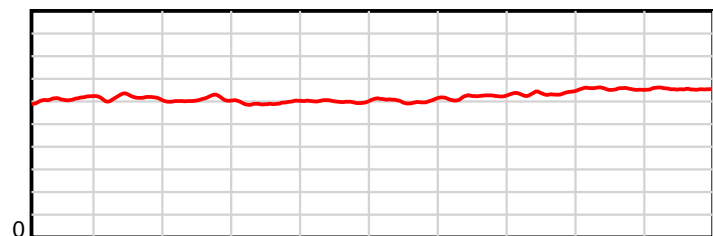
HRNZ and NZMTC and Thoroughbred Ratings Pty Ltd accepts no responsibility for the completeness or accuracy of any of the information contained herein, and makes no representations about its suitability for any particular purpose. Users should make their own judgements about those matters and/or seek independent advice. You assume all risks associated with use of the data provided on this page.

Race Results

February 10, 2023, Race 10, FIRST DIRECT TAXIS MOBILE PACE, Distance 1980m, Addington - Survey 1980m

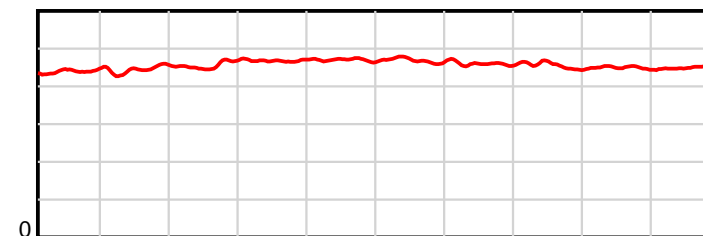
| Result | TAB no. | Horse (Barrier) | 1980 to | 1800m to | 1600m to | 1400m to | 1200m to | 1000m to | 800m to | 600m to | 400m to | 200m to | Total or | Margin |
|--------|---------|------------------------------|--------------|--------------|--------------|--------------|--------------|-------------|-------------|-------------|-------------|-----------|----------------|--------|
| 9th | 7 | Stephs Boy (7) | 1800m | 1600m | 1400m | 1200m | 1000m | 800m | 600m | 400m | 200m | WP | Average | |
| | | Position in running (margin) | - | 8(6.8) | 5(4.5) | 4(4.0) | 4(5.5) | 4(4.7) | 4(3.8) | 4(3.9) | 6(3.3) | 6(4.3) | | 4.30 |
| | | Sectional time (s) | 13.22 | 14.29 | 15.00 | 15.73 | 15.91 | 15.40 | 14.72 | 14.09 | 13.73 | 13.67 | | |
| | | Cumulative time (s) | 145.76 | 132.54 | 118.25 | 103.25 | 87.52 | 71.61 | 56.21 | 41.49 | 27.40 | 13.67 | 2:25.76 | |
| | | Speed (m/s) | 13.62 | 14.00 | 13.33 | 12.71 | 12.57 | 12.99 | 13.59 | 14.19 | 14.57 | 14.63 | 13.58 | |
| | | Stride length (m) | 6.13 | 6.23 | 6.09 | 5.95 | 5.91 | 6.09 | 6.24 | 6.46 | 6.55 | 6.63 | 6.22 | |
| | | Stride duration (s) | 0.441 | 0.445 | 0.457 | 0.468 | 0.470 | 0.469 | 0.459 | 0.455 | 0.449 | 0.453 | 0.458 | |
| | | Stride efficiency (%) | 58.80 | 60.72 | 57.89 | 55.25 | 54.59 | 57.92 | 60.90 | 65.17 | 66.98 | 68.77 | 60.46 | |
| | | Stride count | 29.34 | 32.09 | 32.86 | 33.63 | 33.84 | 32.85 | 32.04 | 30.97 | 30.55 | 30.15 | 318.32 | |

10 m Stride length



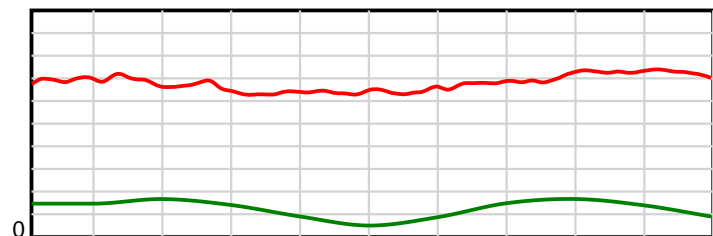
1980 m Finish

0.6 s Stride duration



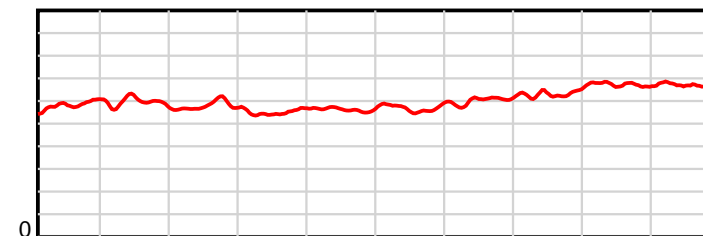
1980 m Finish

20 m/sec Speed



1980 m Finish

100 % Stride efficiency



1980 m Finish

Note: Horizontal distance axis grid lines are 200m furlongs.

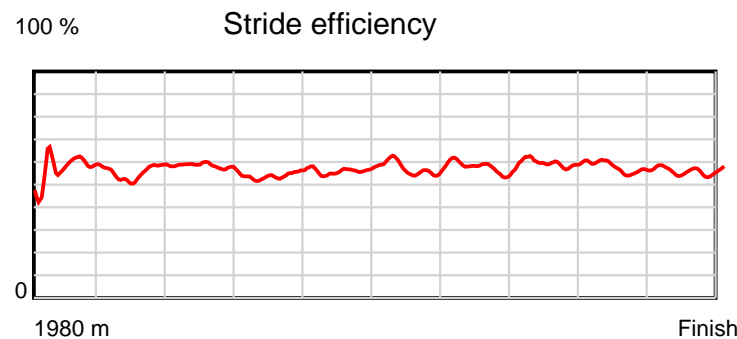
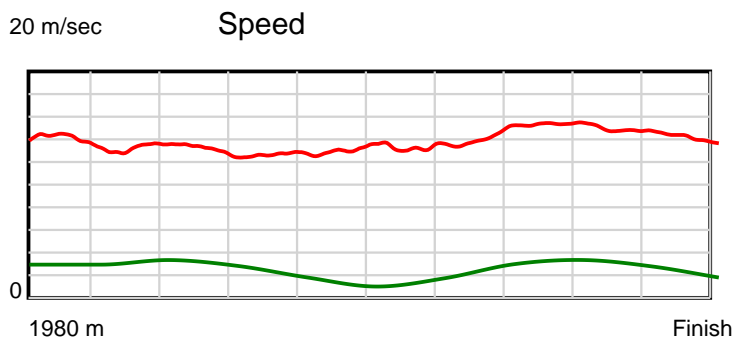
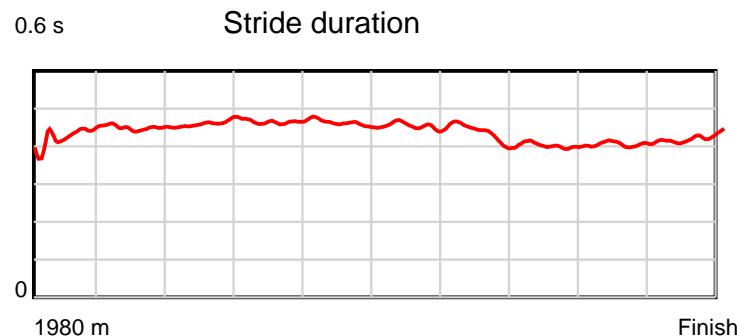
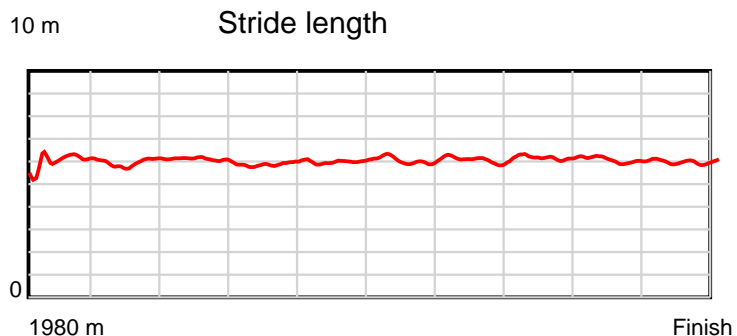
Disclaimer.

HRNZ and NZMTC and Thoroughbred Ratings Pty Ltd accepts no responsibility for the completeness or accuracy of any of the information contained herein, and makes no representations about its suitability for any particular purpose. Users should make their own judgements about those matters and/or seek independent advice. You assume all risks associated with use of the data provided on this page.

Race Results

February 10, 2023, Race 10, FIRST DIRECT TAXIS MOBILE PACE, Distance 1980m, Addington - Survey 1980m

| Result | TAB no. | Horse (Barrier) | 1980 to | 1800m to | 1600m to | 1400m to | 1200m to | 1000m to | 800m to | 600m to | 400m to | 200m to | Total or | Margin |
|--------|---------|------------------------------|--------------|--------------|--------------|--------------|--------------|-------------|-------------|-------------|-------------|-----------|----------------|--------|
| 10th | 6 | Tremendous Lov... (6) | 1800m | 1600m | 1400m | 1200m | 1000m | 800m | 600m | 400m | 200m | WP | Average | |
| | | Position in running (margin) | - | 7(5.7) | 8(10.3) | 8(11.4) | 9(12.7) | 9(10.9) | 9(9.3) | 8(6.3) | 8(3.8) | 7(5.1) | | 6.30 |
| | | Sectional time (s) | 12.67 | 15.44 | 15.26 | 15.71 | 15.74 | 15.28 | 14.20 | 13.78 | 13.77 | 14.28 | | |
| | | Cumulative time (s) | 146.13 | 133.46 | 118.02 | 102.76 | 87.05 | 71.31 | 56.03 | 41.83 | 28.05 | 14.28 | 2:26.13 | |
| | | Speed (m/s) | 14.21 | 12.95 | 13.11 | 12.73 | 12.71 | 13.09 | 14.08 | 14.51 | 14.52 | 14.01 | 13.55 | |
| | | Stride length (m) | 6.02 | 5.82 | 6.05 | 5.91 | 5.87 | 5.95 | 6.08 | 5.83 | 5.92 | 5.95 | 5.94 | |
| | | Stride duration (s) | 0.427 | 0.449 | 0.461 | 0.465 | 0.462 | 0.454 | 0.432 | 0.402 | 0.408 | 0.425 | 0.438 | |
| | | Stride efficiency (%) | 56.61 | 52.90 | 57.18 | 54.67 | 53.78 | 55.24 | 57.85 | 53.16 | 54.82 | 55.29 | 55.10 | |
| | | Stride count | 29.91 | 34.37 | 33.06 | 33.81 | 34.09 | 33.64 | 32.87 | 34.29 | 33.77 | 33.62 | 333.43 | |



Note: Horizontal distance axis grid lines are 200m furlongs.

Disclaimer.

HRNZ and NZMTC and Thoroughbred Ratings Pty Ltd accepts no responsibility for the completeness or accuracy of any of the information contained herein, and makes no representations about its suitability for any particular purpose. Users should make their own judgements about those matters and/or seek independent advice. You assume all risks associated with use of the data provided on this page.