



Race Results

NZ Metropolitan Trotting Club Inc, HRNZ, February 23, 2023

Compilation date: February 23, 2023, 6:00:11 PM (NZDT)

Copyright © 2023 HRNZ and NZMTC. All rights reserved.

Trademarks.

StrideMASTER is a registered trademark of Thoroughbred Ratings Pty Ltd.

Disclaimer.

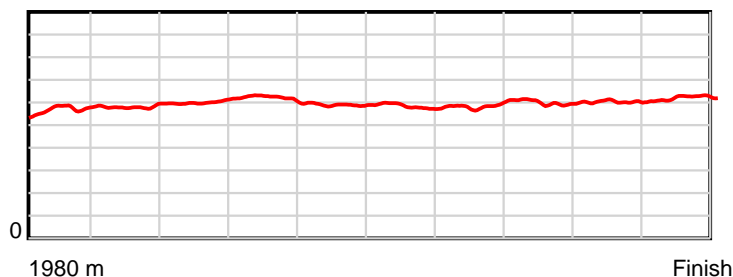
HRNZ and NZMTC and Thoroughbred Ratings Pty Ltd accepts no responsibility for the completeness or accuracy of any of the information contained herein, and makes no representations about its suitability for any particular purpose. Users should make their own judgements about those matters and/or seek independent advice. You assume all risks associated with use of the data provided on this page.

Race Results

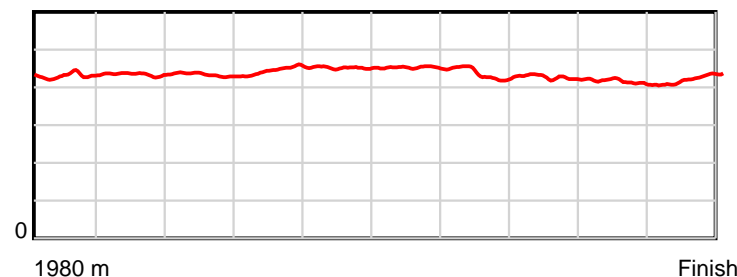
February 23, 2023, Race 2, WOODLANDS STUD "WE SELL WINNERS" MOBILE PACE, Distance 1980m, Addington - Survey 1980m

Result	TAB no.	Horse (Barrier)	1980 to	1800m to	1600m to	1400m to	1200m to	1000m to	800m to	600m to	400m to	200m to	Total or	Margin
1st	12	Elite Styx (9)	1800m	1600m	1400m	1200m	1000m	800m	600m	400m	200m	WP	Average	
		Position in running (margin)	-	5(6.4)	5(7.2)	6(7.8)	6(4.7)	6(4.9)	5(4.0)	6(1.6)	5(2.7)	3(2.4)		0.00
		Sectional time (s)	13.88	15.27	14.59	14.33	15.55	15.81	14.82	14.60	14.03	13.66		
		Cumulative time (s)	146.54	132.66	117.39	102.80	88.47	72.92	57.11	42.29	27.69	13.66	2:26.54	
		Speed (m/s)	12.97	13.10	13.71	13.96	12.86	12.65	13.50	13.70	14.26	14.64	13.51	
		Stride length (m)	5.72	5.69	5.94	6.22	5.82	5.72	5.88	5.84	5.90	6.21	5.89	
		Stride duration (s)	0.430	0.434	0.434	0.446	0.452	0.452	0.436	0.426	0.414	0.424	0.436	
		Stride efficiency (%)	51.17	50.57	55.19	60.45	52.84	51.07	54.02	53.27	54.41	60.27	54.21	
		Stride count	31.46	35.16	33.65	32.16	34.39	34.99	34.01	34.25	33.89	32.20	336.16	

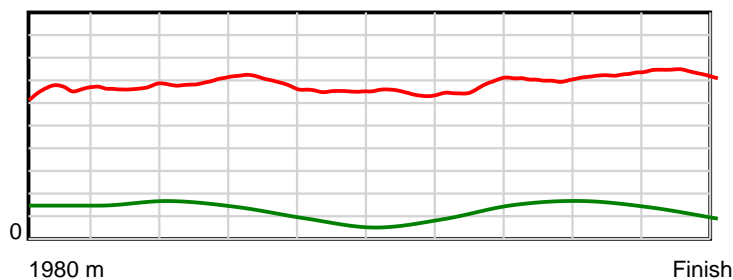
10 m Stride length



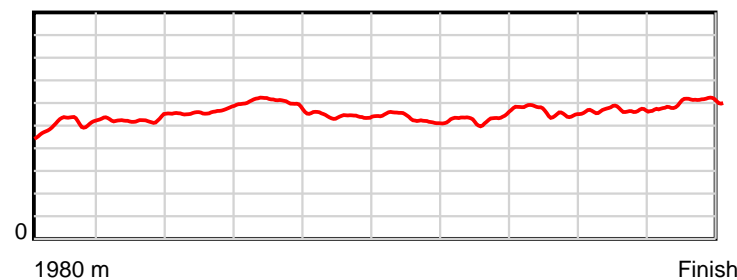
0.6 s Stride duration



20 m/sec Speed



100 % Stride efficiency



Note: Horizontal distance axis grid lines are 200m furlongs.

Disclaimer.

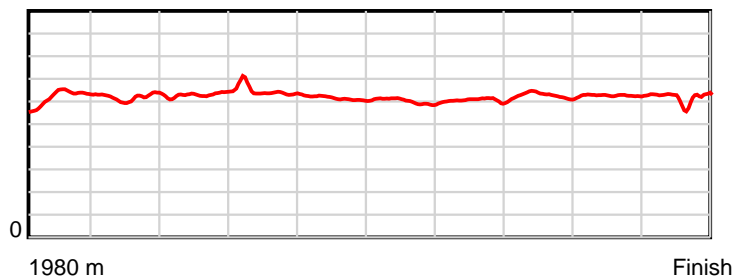
HRNZ and NZMTC and Thoroughbred Ratings Pty Ltd accepts no responsibility for the completeness or accuracy of any of the information contained herein, and makes no representations about its suitability for any particular purpose. Users should make their own judgements about those matters and/or seek independent advice. You assume all risks associated with use of the data provided on this page.

Race Results

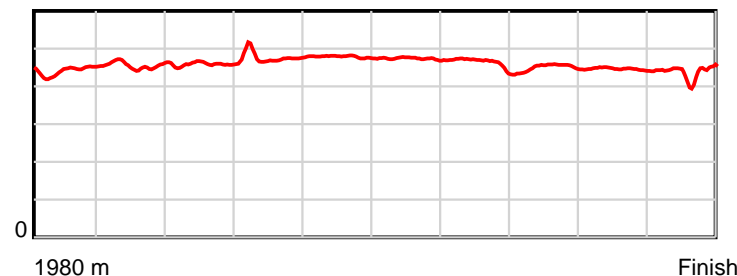
February 23, 2023, Race 2, WOODLANDS STUD "WE SELL WINNERS" MOBILE PACE, Distance 1980m, Addington - Survey 1980m

Result	TAB no.	Horse (Barrier)	1980 to	1800m to	1600m to	1400m to	1200m to	1000m to	800m to	600m to	400m to	200m to	Total or	Margin
2nd	3	Tower Of Love (3)	1800m	1600m	1400m	1200m	1000m	800m	600m	400m	200m	WP	Average	
		Position in running (margin)	-	1(0.0)	1(0.0)	1(0.0)	1(0.0)	1(0.0)	1(0.0)	2(0.0)	1(0.0)	1(0.0)		1.10
		Sectional time (s)	12.77	15.14	14.49	14.84	15.52	15.98	15.21	14.43	14.08	14.28		
		Cumulative time (s)	146.74	133.97	118.83	104.34	89.50	73.98	58.00	42.79	28.36	14.28	2:26.74	
		Speed (m/s)	14.10	13.21	13.80	13.48	12.89	12.52	13.15	13.86	14.20	14.01	13.49	
		Stride length (m)	6.25	6.02	6.32	6.39	6.16	5.93	6.07	6.24	6.33	6.12	6.18	
		Stride duration (s)	0.441	0.456	0.458	0.474	0.478	0.474	0.462	0.450	0.446	0.437	0.458	
		Stride efficiency (%)	60.99	56.72	62.34	63.77	59.36	54.93	57.56	60.82	62.56	58.44	59.64	
		Stride count	28.81	33.20	31.66	31.31	32.45	33.73	32.95	32.06	31.61	32.71	320.49	

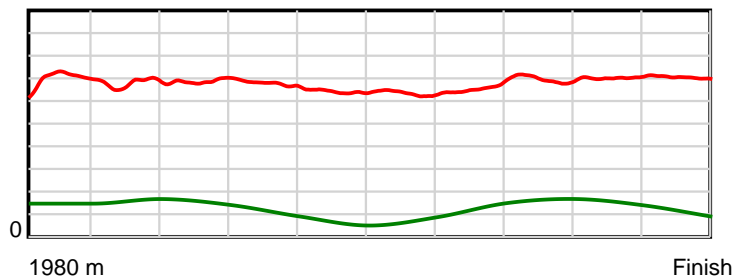
10 m Stride length



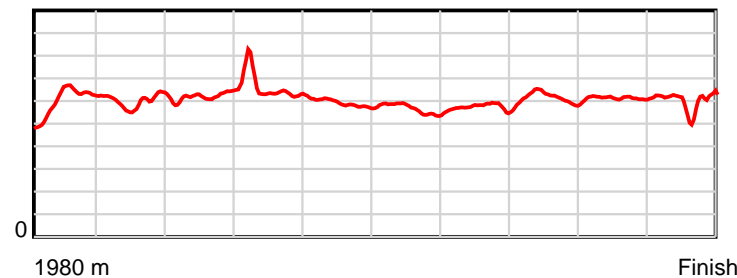
0.6 s Stride duration



20 m/sec Speed



100 % Stride efficiency



Note: Horizontal distance axis grid lines are 200m furlongs.

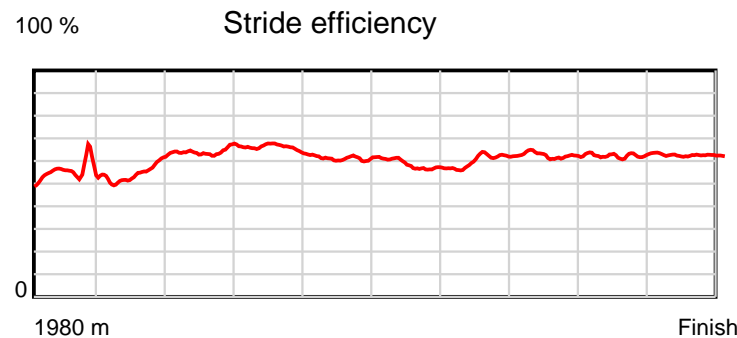
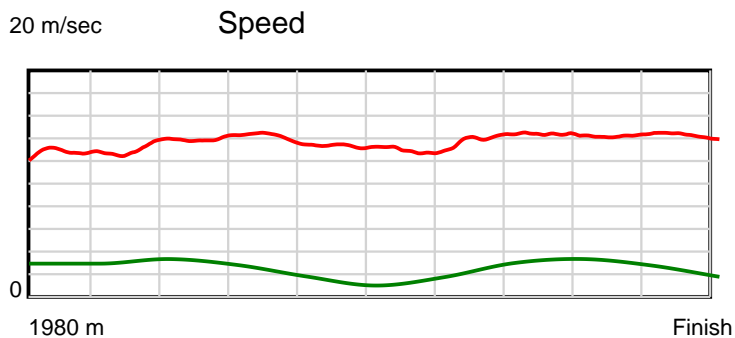
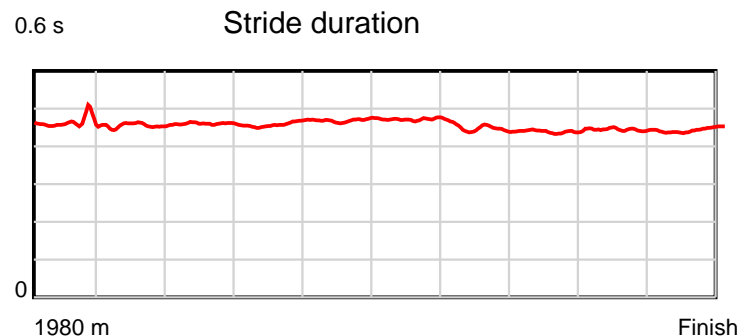
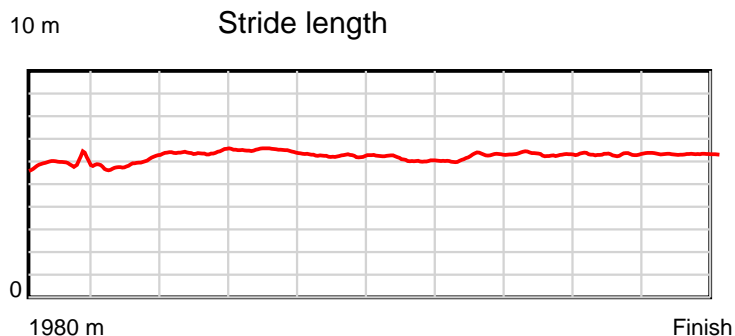
Disclaimer.

HRNZ and NZMTC and Thoroughbred Ratings Pty Ltd accepts no responsibility for the completeness or accuracy of any of the information contained herein, and makes no representations about its suitability for any particular purpose. Users should make their own judgements about those matters and/or seek independent advice. You assume all risks associated with use of the data provided on this page.

Race Results

February 23, 2023, Race 2, WOODLANDS STUD "WE SELL WINNERS" MOBILE PACE, Distance 1980m, Addington - Survey 1980m

Result	TAB no.	Horse (Barrier)	1980 to	1800m to	1600m to	1400m to	1200m to	1000m to	800m to	600m to	400m to	200m to	Total or	Margin
3rd	14	Boarding Call (1)	1800m	1600m	1400m	1200m	1000m	800m	600m	400m	200m	WP	Average	
		Position in running (margin)	-	8(10.1)	7(13.1)	7(12.7)	7(8.8)	7(8.1)	7(6.7)	4(1.1)	4(2.3)	4(3.0)		1.80
		Sectional time (s)	14.41	15.64	14.42	14.19	15.40	15.73	14.28	14.64	14.20	13.96		
		Cumulative time (s)	146.87	132.46	116.82	102.40	88.21	72.81	57.08	42.80	28.16	13.96	2:26.87	
		Speed (m/s)	12.49	12.79	13.87	14.09	12.99	12.71	14.01	13.66	14.08	14.33	13.48	
		Stride length (m)	5.93	5.82	6.37	6.46	6.09	5.99	6.26	6.02	6.24	6.36	6.15	
		Stride duration (s)	0.462	0.455	0.460	0.458	0.469	0.471	0.447	0.440	0.443	0.444	0.456	
		Stride efficiency (%)	54.89	52.87	63.50	65.25	57.95	55.99	61.16	56.56	60.82	63.16	59.06	
		Stride count	30.37	34.39	31.38	30.95	32.84	33.41	31.97	33.24	32.06	31.46	322.07	



Note: Horizontal distance axis grid lines are 200m furlongs.

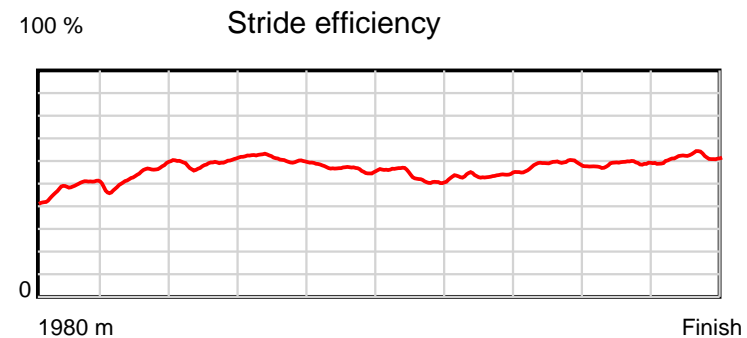
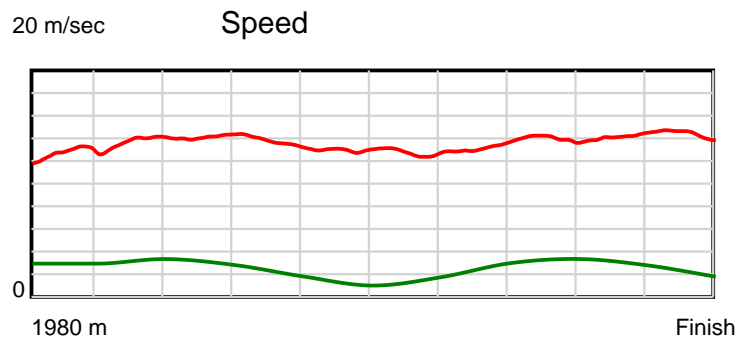
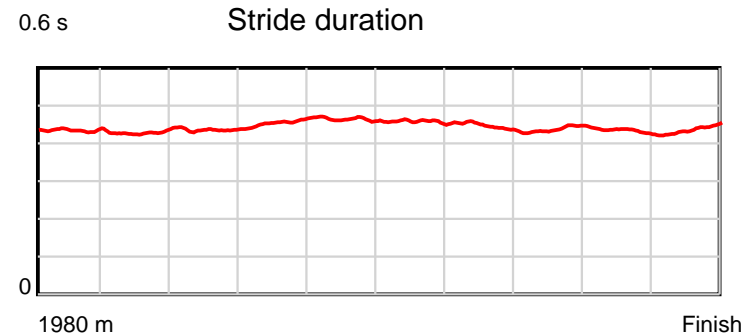
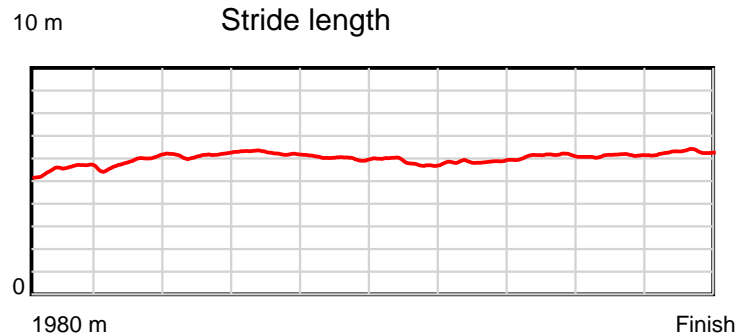
Disclaimer.

HRNZ and NZMTC and Thoroughbred Ratings Pty Ltd accepts no responsibility for the completeness or accuracy of any of the information contained herein, and makes no representations about its suitability for any particular purpose. Users should make their own judgements about those matters and/or seek independent advice. You assume all risks associated with use of the data provided on this page.

Race Results

February 23, 2023, Race 2, WOODLANDS STUD "WE SELL WINNERS" MOBILE PACE, Distance 1980m, Addington - Survey 1980m

Result	TAB no.	Horse (Barrier)	1980 to	1800m to	1600m to	1400m to	1200m to	1000m to	800m to	600m to	400m to	200m to	Total or	Margin
5th	9	U R The One (6)	1800m	1600m	1400m	1200m	1000m	800m	600m	400m	200m	WP	Average	
		Position in running (margin)	-	7(8.7)	6(8.0)	5(5.9)	5(4.2)	5(4.2)	6(4.1)	7(4.0)	6(3.5)	5(3.5)		2.90
		Sectional time (s)	14.27	15.02	14.14	14.55	15.52	15.97	15.19	14.36	14.07	13.97		
		Cumulative time (s)	147.06	132.79	117.77	103.63	89.08	73.56	57.59	42.40	28.04	13.97	2:27.06	
		Speed (m/s)	12.61	13.32	14.14	13.75	12.89	12.52	13.17	13.93	14.21	14.32	13.46	
		Stride length (m)	5.53	5.70	6.16	6.25	5.98	5.73	5.87	6.10	6.15	6.27	5.97	
		Stride duration (s)	0.435	0.428	0.436	0.455	0.464	0.457	0.446	0.438	0.433	0.438	0.443	
		Stride efficiency (%)	47.75	50.83	59.34	61.12	55.88	51.29	53.83	58.17	59.14	61.50	55.69	
		Stride count	32.56	35.07	32.45	31.98	33.44	34.91	34.08	32.78	32.51	31.88	331.66	



Note: Horizontal distance axis grid lines are 200m furlongs.

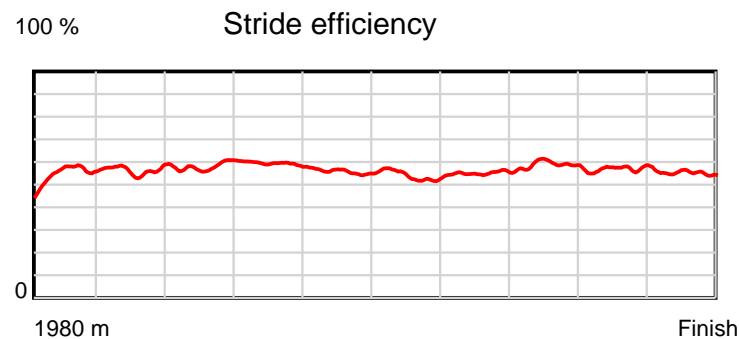
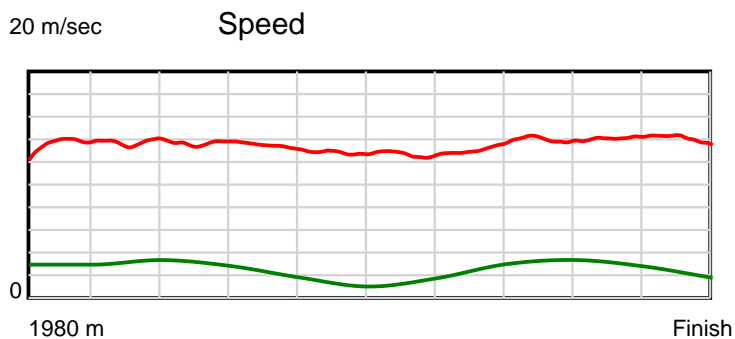
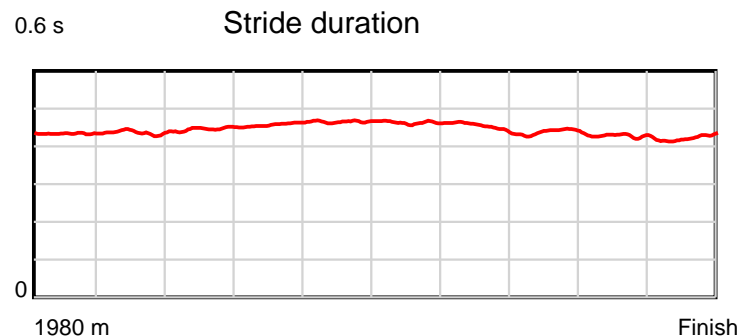
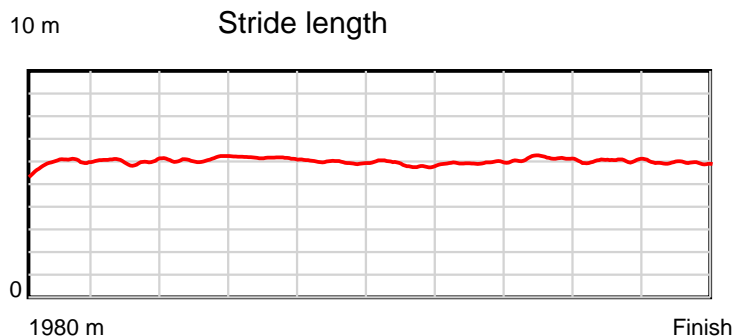
Disclaimer.

HRNZ and NZMTC and Thoroughbred Ratings Pty Ltd accepts no responsibility for the completeness or accuracy of any of the information contained herein, and makes no representations about its suitability for any particular purpose. Users should make their own judgements about those matters and/or seek independent advice. You assume all risks associated with use of the data provided on this page.

Race Results

February 23, 2023, Race 2, WOODLANDS STUD "WE SELL WINNERS" MOBILE PACE, Distance 1980m, Addington - Survey 1980m

Result	TAB no.	Horse (Barrier)	1980 to	1800m to	1600m to	1400m to	1200m to	1000m to	800m to	600m to	400m to	200m to	Total or	Margin
6th	10	Ann Sophie (7)	1800m	1600m	1400m	1200m	1000m	800m	600m	400m	200m	WP	Average	
		Position in running (margin)	-	3(4.0)	3(1.2)	3(2.0)	3(1.9)	3(2.3)	3(1.6)	5(1.5)	2(1.2)	2(1.7)		3.10
		Sectional time (s)	13.71	14.66	14.63	14.83	15.58	15.86	15.18	14.38	14.16	14.11		
		Cumulative time (s)	147.10	133.39	118.73	104.10	89.27	73.69	57.83	42.65	28.27	14.11	2:27.10	
		Speed (m/s)	13.13	13.64	13.67	13.49	12.84	12.61	13.18	13.91	14.12	14.17	13.46	
		Stride length (m)	5.96	5.96	6.09	6.17	5.98	5.83	5.96	6.10	6.03	5.99	6.01	
		Stride duration (s)	0.434	0.437	0.446	0.458	0.465	0.463	0.452	0.439	0.427	0.423	0.446	
		Stride efficiency (%)	55.52	55.47	58.02	59.58	55.79	53.20	55.51	58.12	56.90	56.04	56.38	
		Stride count	30.20	33.57	32.82	32.39	33.47	34.28	33.56	32.80	33.14	33.40	329.63	



Note: Horizontal distance axis grid lines are 200m furlongs.

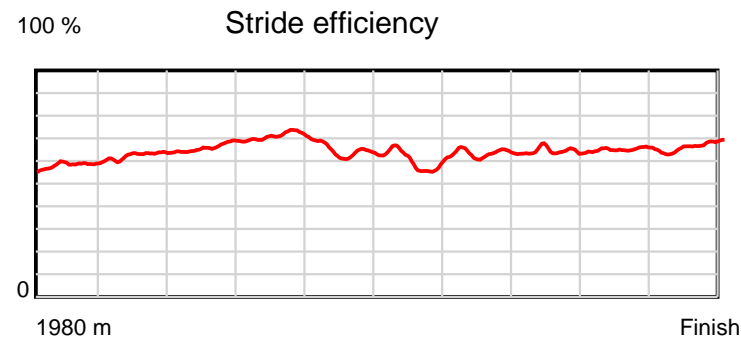
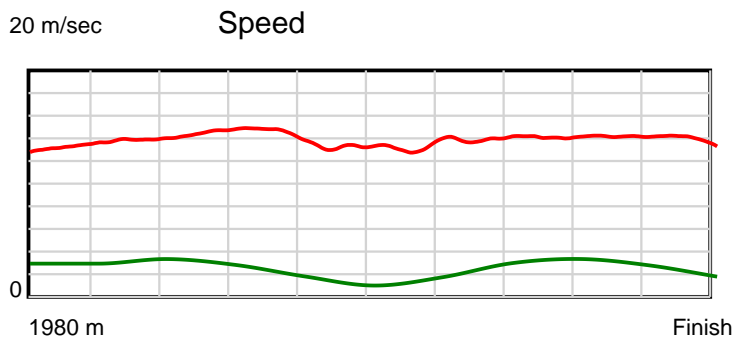
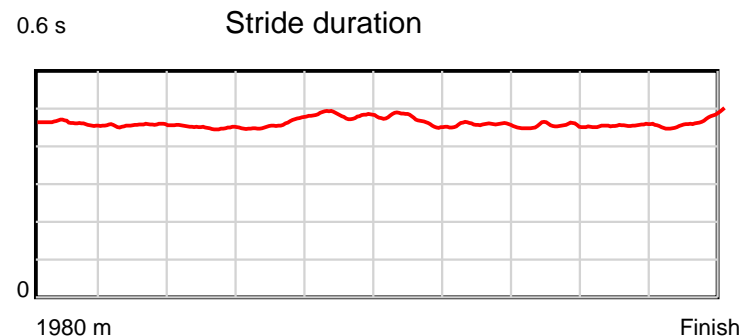
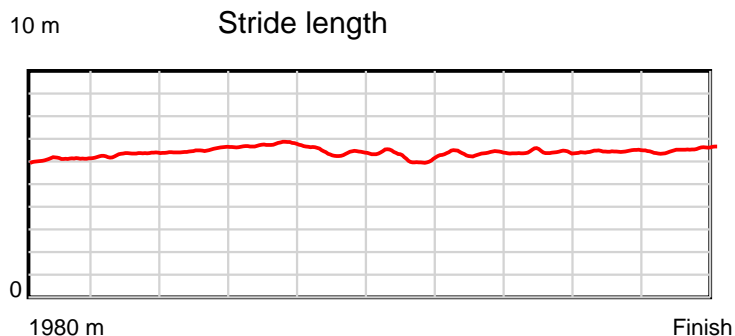
Disclaimer.

HRNZ and NZMTC and Thoroughbred Ratings Pty Ltd accepts no responsibility for the completeness or accuracy of any of the information contained herein, and makes no representations about its suitability for any particular purpose. Users should make their own judgements about those matters and/or seek independent advice. You assume all risks associated with use of the data provided on this page.

Race Results

February 23, 2023, Race 2, WOODLANDS STUD "WE SELL WINNERS" MOBILE PACE, Distance 1980m, Addington - Survey 1980m

Result	TAB no.	Horse (Barrier)	1980 to	1800m to	1600m to	1400m to	1200m to	1000m to	800m to	600m to	400m to	200m to	Total or	Margin
7th	13	Lizzie Richter (0)	1800m	1600m	1400m	1200m	1000m	800m	600m	400m	200m	WP	Average	
		Position in running (margin)	-	10(24.7)	8(22.5)	8(19.6)	8(12.6)	8(11.2)	8(8.9)	8(4.2)	8(5.9)	7(6.8)		9.00
		Sectional time (s)	16.85	14.77	14.01	13.66	15.29	15.59	14.42	14.73	14.22	14.62		
		Cumulative time (s)	148.16	131.31	116.54	102.53	88.87	73.58	57.99	43.57	28.84	14.62	2:28.16	
		Speed (m/s)	10.68	13.54	14.28	14.64	13.08	12.83	13.87	13.58	14.06	13.68	13.36	
		Stride length (m)	6.08	6.18	6.43	6.73	6.32	6.01	6.35	6.17	6.40	6.43	6.31	
		Stride duration (s)	0.461	0.456	0.451	0.460	0.483	0.469	0.458	0.455	0.455	0.470	0.472	
		Stride efficiency (%)	57.86	59.62	64.68	70.81	62.39	56.43	63.02	59.58	63.96	64.64	62.16	
		Stride count	29.58	32.38	31.09	29.71	31.65	33.28	31.49	32.39	31.26	31.10	313.93	



Note: Horizontal distance axis grid lines are 200m furlongs.

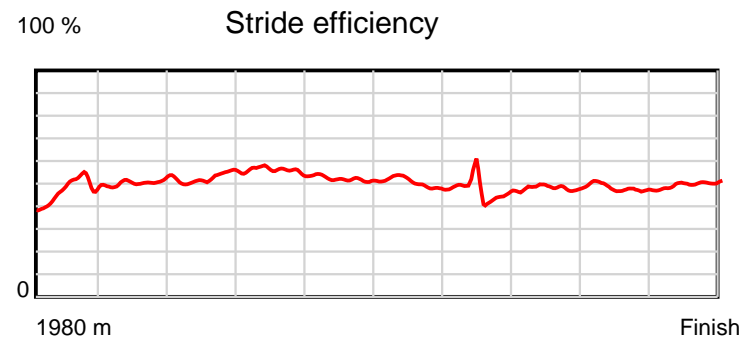
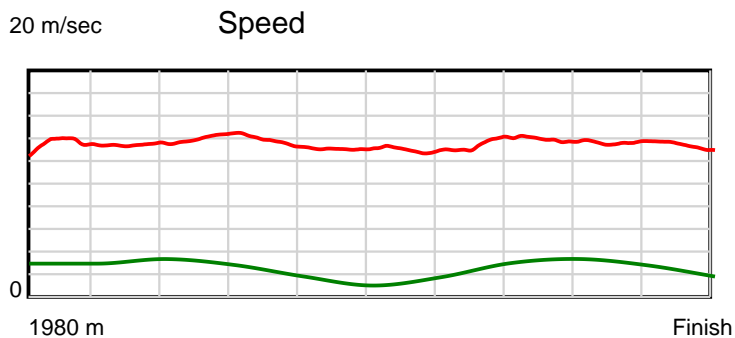
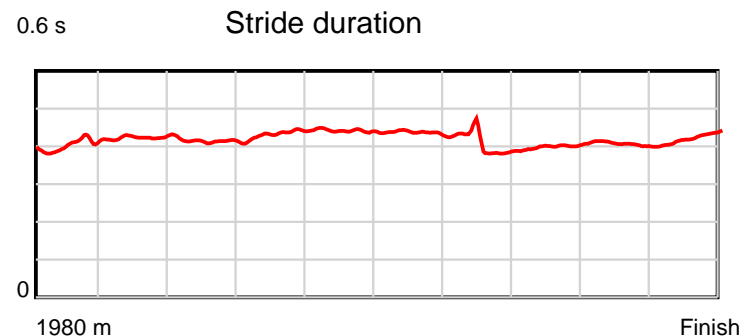
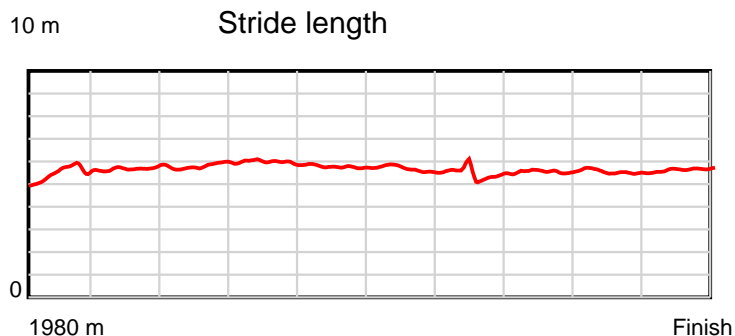
Disclaimer.

HRNZ and NZMTC and Thoroughbred Ratings Pty Ltd accepts no responsibility for the completeness or accuracy of any of the information contained herein, and makes no representations about its suitability for any particular purpose. Users should make their own judgements about those matters and/or seek independent advice. You assume all risks associated with use of the data provided on this page.

Race Results

February 23, 2023, Race 2, WOODLANDS STUD "WE SELL WINNERS" MOBILE PACE, Distance 1980m, Addington - Survey 1980m

Result	TAB no.	Horse (Barrier)	1980 to	1800m to	1600m to	1400m to	1200m to	1000m to	800m to	600m to	400m to	200m to	Total or	Margin
8th	11	Rakero Raider (8)	1800m	1600m	1400m	1200m	1000m	800m	600m	400m	200m	WP	Average	
		Position in running (margin)	-	4(4.5)	4(4.9)	4(4.9)	4(2.9)	4(3.2)	4(2.4)	1(0.0)	3(1.6)	6(5.9)		11.40
		Sectional time (s)	13.63	15.21	14.48	14.50	15.56	15.84	14.81	14.70	14.81	15.05		
		Cumulative time (s)	148.59	134.96	119.75	105.27	90.77	75.21	59.37	44.56	29.86	15.05	2:28.59	
		Speed (m/s)	13.21	13.15	13.81	13.79	12.85	12.63	13.50	13.61	13.50	13.29	13.33	
		Stride length (m)	5.51	5.56	5.72	5.97	5.67	5.51	5.46	5.44	5.48	5.64	5.59	
		Stride duration (s)	0.403	0.423	0.414	0.433	0.441	0.436	0.405	0.400	0.406	0.424	0.420	
		Stride efficiency (%)	47.51	48.37	51.18	55.62	50.29	47.38	46.65	46.21	47.01	49.65	48.90	
		Stride count	32.64	35.95	34.95	33.52	35.25	36.32	36.60	36.78	36.47	35.48	353.96	



Note: Horizontal distance axis grid lines are 200m furlongs.

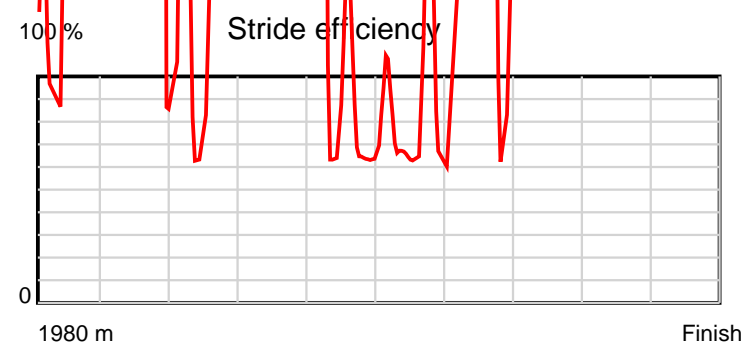
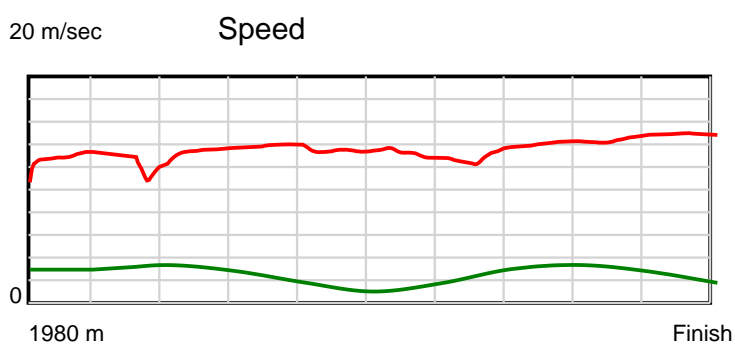
Disclaimer.

HRNZ and NZMTC and Thoroughbred Ratings Pty Ltd accepts no responsibility for the completeness or accuracy of any of the information contained herein, and makes no representations about its suitability for any particular purpose. Users should make their own judgements about those matters and/or seek independent advice. You assume all risks associated with use of the data provided on this page.

Race Results

February 23, 2023, Race 2, WOODLANDS STUD "WE SELL WINNERS" MOBILE PACE, Distance 1980m, Addington - Survey 1980m

Result	TAB no.	Horse (Barrier)	1980 to	1800m to	1600m to	1400m to	1200m to	1000m to	800m to	600m to	400m to	200m to	Total or	Margin
9th	8	Barnstormer (5)	1800m	1600m	1400m	1200m	1000m	800m	600m	400m	200m	WP	Average	
		Position in running (margin)	-	6(7.1)	10(29.4)	10(31.3)	10(28.1)	10(24.9)	10(21.1)	9(21.4)	9(20.2)	9(18.4)		14.30
		Sectional time (s)	13.87	18.85	14.81	14.29	14.98	15.34	15.27	14.24	13.77	13.70		
		Cumulative time (s)	149.12	135.25	116.40	101.59	87.30	72.32	56.98	41.71	27.47	13.70	2:29.12	
		Speed (m/s)	12.98	10.61	13.50	14.00	13.35	13.04	13.10	14.04	14.52	14.60	13.28	
		Stride length (m)	7.09	9.95	9.16	20.66	7.09	6.94	9.44	22.66	11.14	17.77	10.24	
		Stride duration (s)	0.548	0.938	0.678	1.477	0.531	0.532	0.721	1.613	0.767	1.218	0.771	
		Stride efficiency (%)	78.50	154.62	130.99	666.98	78.45	75.26	139.30	802.16	193.90	493.51	163.97	
		Stride count	25.40	20.11	21.84	9.68	28.23	28.82	21.18	8.83	17.95	11.25	193.29	

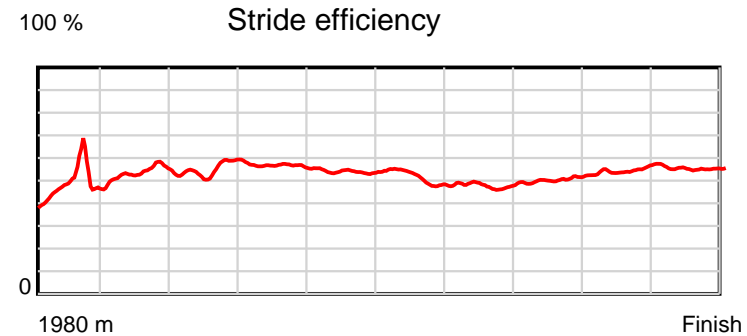
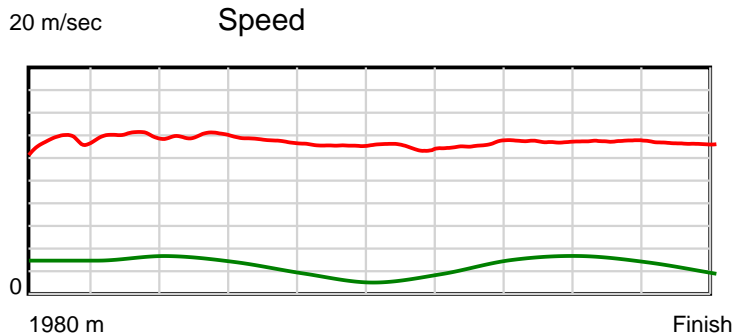
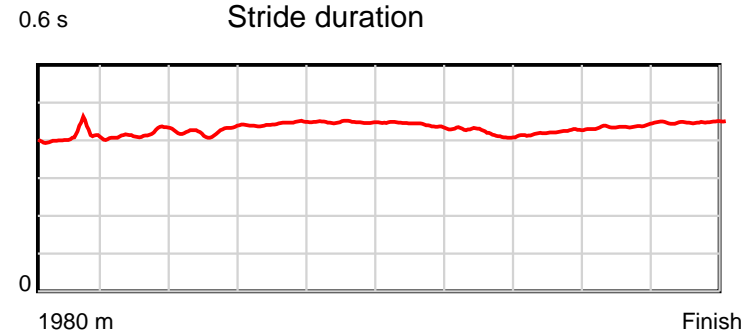
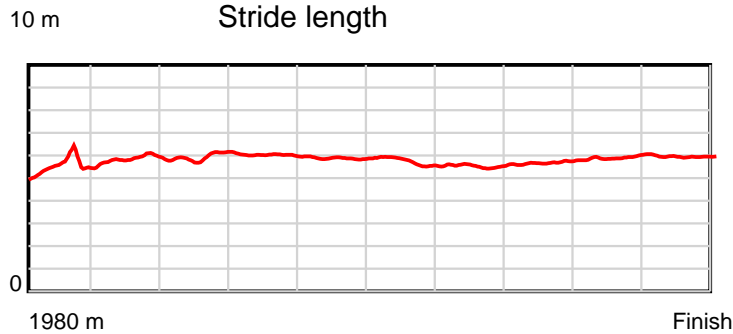


Note: Horizontal distance axis grid lines are 200m furlongs.

Race Results

February 23, 2023, Race 2, WOODLANDS STUD "WE SELL WINNERS" MOBILE PACE, Distance 1980m, Addington - Survey 1980m

Result	TAB no.	Horse (Barrier)	1980 to	1800m to	1600m to	1400m to	1200m to	1000m to	800m to	600m to	400m to	200m to	Total or	Margin
10th	1	Better Fly (2)	1800m	1600m	1400m	1200m	1000m	800m	600m	400m	200m	WP	Average	
		Position in running (margin)	-	2(3.0)	2(0.6)	2(1.2)	2(1.1)	2(1.2)	2(0.5)	3(0.7)	7(5.0)	8(10.6)		16.20
		Sectional time (s)	13.38	14.74	14.58	14.83	15.53	15.85	15.25	15.15	15.02	15.14		
		Cumulative time (s)	149.47	136.09	121.35	106.77	91.94	76.41	60.56	45.31	30.16	15.14	2:29.47	
		Speed (m/s)	13.45	13.57	13.72	13.49	12.88	12.62	13.11	13.20	13.32	13.21	13.25	
		Stride length (m)	5.53	5.66	5.82	5.99	5.77	5.56	5.51	5.58	5.84	5.92	5.72	
		Stride duration (s)	0.407	0.417	0.425	0.444	0.448	0.441	0.420	0.423	0.438	0.448	0.431	
		Stride efficiency (%)	47.84	50.04	52.97	56.11	52.03	48.34	47.41	48.61	53.27	54.81	51.05	
		Stride count	32.53	35.34	34.35	33.38	34.66	35.96	36.31	35.86	34.25	33.77	346.41	



Note: Horizontal distance axis grid lines are 200m furlongs.

Disclaimer.

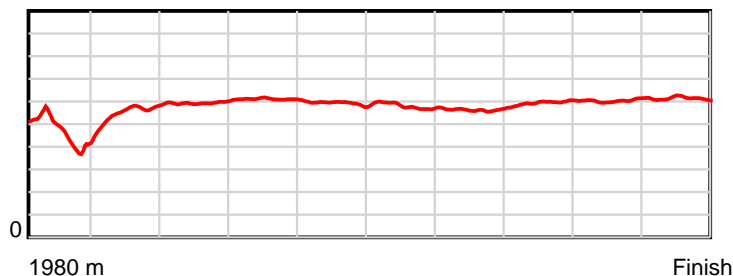
HRNZ and NZMTC and Thoroughbred Ratings Pty Ltd accepts no responsibility for the completeness or accuracy of any of the information contained herein, and makes no representations about its suitability for any particular purpose. Users should make their own judgements about those matters and/or seek independent advice. You assume all risks associated with use of the data provided on this page.

Race Results

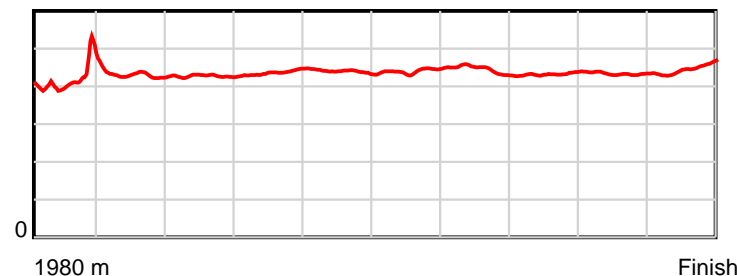
February 23, 2023, Race 2, WOODLANDS STUD "WE SELL WINNERS" MOBILE PACE, Distance 1980m, Addington - Survey 1980m

Result	TAB no.	Horse (Barrier)	1980 to	1800m to	1600m to	1400m to	1200m to	1000m to	800m to	600m to	400m to	200m to	Total or	Margin
11th	4	Fernz Goldy (4)	1800m	1600m	1400m	1200m	1000m	800m	600m	400m	200m	WP	Average	
		Position in running (margin)	-	9(22.7)	9(28.1)	9(27.3)	9(24.4)	9(20.1)	9(19.1)	10(22.7)	10(25.4)	10(24.7)		26.70
		Sectional time (s)	16.67	16.04	14.36	14.35	14.79	15.82	15.80	14.88	13.98	14.66		
		Cumulative time (s)	151.35	134.68	118.64	104.28	89.93	75.14	59.32	43.52	28.64	14.66	2:31.35	
		Speed (m/s)	10.80	12.47	13.93	13.94	13.52	12.64	12.66	13.44	14.31	13.64	13.08	
		Stride length (m)	4.56	5.36	5.95	6.09	5.94	5.58	5.62	5.82	6.20	6.11	5.70	
		Stride duration (s)	0.420	0.430	0.427	0.437	0.439	0.441	0.444	0.433	0.433	0.448	0.435	
		Stride efficiency (%)	32.51	44.96	55.28	57.91	55.07	48.69	49.32	52.93	60.12	58.43	50.69	
		Stride count	39.46	37.29	33.62	32.85	33.69	35.83	35.60	34.36	32.25	32.71	347.66	

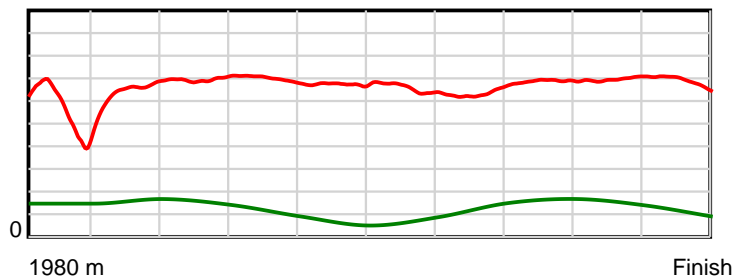
10 m Stride length



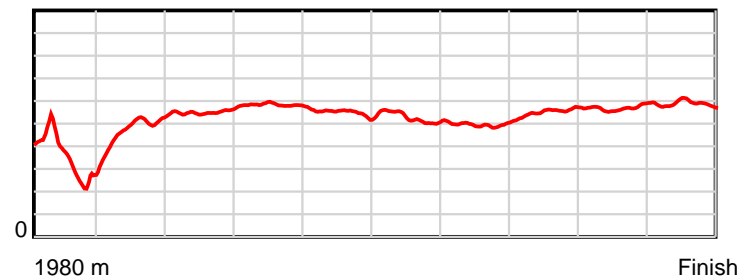
0.6 s Stride duration



20 m/sec Speed



100 % Stride efficiency



Note: Horizontal distance axis grid lines are 200m furlongs.

Disclaimer.

HRNZ and NZMTC and Thoroughbred Ratings Pty Ltd accepts no responsibility for the completeness or accuracy of any of the information contained herein, and makes no representations about its suitability for any particular purpose. Users should make their own judgements about those matters and/or seek independent advice. You assume all risks associated with use of the data provided on this page.