



Race Results

NZ Metropolitan Trotting Club Inc, HRNZ, March 02, 2023

Compilation date: March 2, 2023, 9:37:24 PM (NZDT)

Copyright © 2023 HRNZ and NZMTC. All rights reserved.

Trademarks.

StrideMASTER is a registered trademark of Thoroughbred Ratings Pty Ltd.

Disclaimer.

HRNZ and NZMTC and Thoroughbred Ratings Pty Ltd accepts no responsibility for the completeness or accuracy of any of the information contained herein, and makes no representations about its suitability for any particular purpose. Users should make their own judgements about those matters and/or seek independent advice. You assume all risks associated with use of the data provided on this page.



Race Results



March 02, 2023, Race 9, FAHEY FENCE HIRE MOBILE PACE, Distance 2600m, Addington - Survey 3200m

Result	TAB no.	Horse (Barrier)	2600 to	2400m to
1st	11	Sports Babe (10)	2400m	2200m
		Position in running (margin)	-	6(3.9)
		Sectional time (s)	14.19	14.72
		Cumulative time (s)	193.01	178.82
		Speed (m/s)	14.10	13.59
		Stride length (m)	5.96	5.87
		Stride duration (s)	0.411	0.432
		Stride efficiency (%)	55.54	53.76
		Stride count	33.55	34.10

Disclaimer.

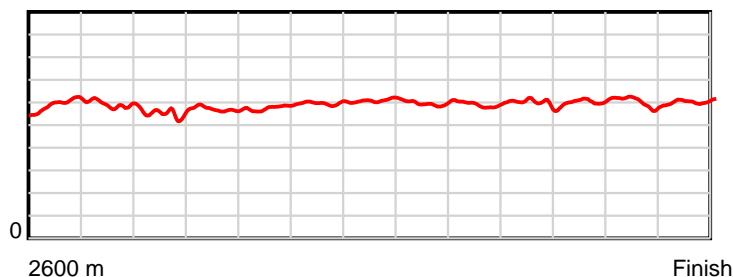
HRNZ and NZMTC and Thoroughbred Ratings Pty Ltd accepts no responsibility for the completeness or accuracy of any of the information contained herein, and makes no representations about its suitability for any particular purpose. Users should make their own judgements about those matters and/or seek independent advice. You assume all risks associated with use of the data provided on this page.

Race Results

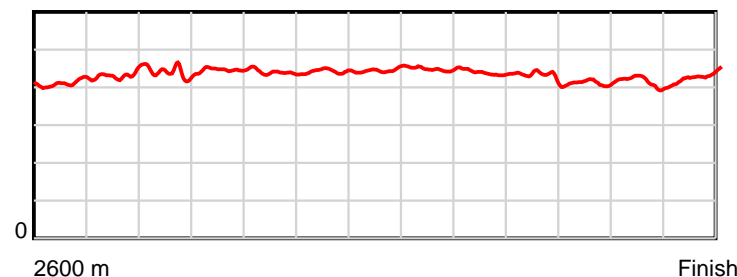
March 02, 2023, Race 9, FAHEY FENCE HIRE MOBILE PACE, Distance 2600m, Addington - Survey 3200m

Result	TAB no.	Horse (Barrier)	2200m to	2000m to	1800m to	1600m to	1400m to	1200m to	1000m to	800m to	600m to	400m to	200m to	Total or	Margin
1st	11	Sports Babe (10)	2000m	1800m	1600m	1400m	1200m	1000m	800m	600m	400m	200m	WP	Average	
		Position in running (margin)	6(5.9)	7(10.4)	7(8.3)	7(8.4)	7(7.6)	7(7.7)	7(6.9)	7(6.9)	7(5.9)	4(3.2)	3(2.0)		0.00
		Sectional time (s)	16.29	15.60	15.61	14.96	14.65	15.21	15.13	14.37	14.08	13.87	14.33		
		Cumulative time (s)	164.10	147.81	132.21	116.60	101.64	86.99	71.78	56.65	42.28	28.20	14.33	3:13.01	
		Speed (m/s)	12.28	12.82	12.81	13.37	13.65	13.15	13.22	13.92	14.20	14.42	13.96	13.47	
		Stride length (m)	5.42	5.72	5.64	5.92	6.09	5.90	5.79	5.97	5.87	5.96	6.02	5.85	
		Stride duration (s)	0.441	0.446	0.440	0.443	0.446	0.449	0.438	0.429	0.413	0.413	0.432	0.434	
		Stride efficiency (%)	45.83	51.10	49.73	54.71	57.95	54.40	52.32	55.77	53.86	55.46	56.69	53.48	
		Stride count	36.93	34.97	35.45	33.80	32.84	33.90	34.56	33.48	34.07	33.57	33.21	444.43	

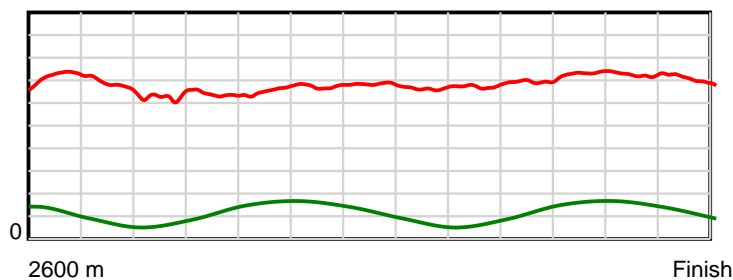
10 m Stride length



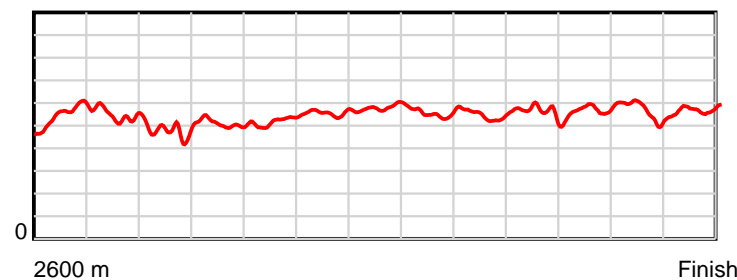
0.6 s Stride duration



20 m/sec Speed



100 % Stride efficiency



Note: Horizontal distance axis grid lines are 200m furlongs.

Disclaimer.

HRNZ and NZMTC and Thoroughbred Ratings Pty Ltd accepts no responsibility for the completeness or accuracy of any of the information contained herein, and makes no representations about its suitability for any particular purpose. Users should make their own judgements about those matters and/or seek independent advice. You assume all risks associated with use of the data provided on this page.



Race Results



March 02, 2023, Race 9, FAHEY FENCE HIRE MOBILE PACE, Distance 2600m, Addington - Survey 3200m

Result	TAB no.	Horse (Barrier)	2600 to	2400m to
2nd	1	Fast Ace (1)	2400m	2200m
		Position in running (margin)	-	3(1.8)
		Sectional time (s)	13.78	14.10
		Cumulative time (s)	193.06	179.28
		Speed (m/s)	14.52	14.18
		Stride length (m)	6.22	6.33
		Stride duration (s)	0.426	0.446
		Stride efficiency (%)	60.46	62.55
		Stride count	32.15	31.61

Disclaimer.

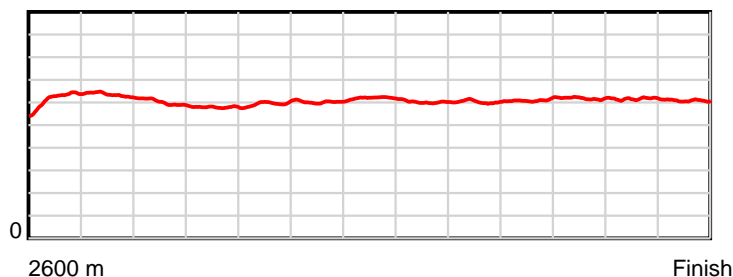
HRNZ and NZMTC and Thoroughbred Ratings Pty Ltd accepts no responsibility for the completeness or accuracy of any of the information contained herein, and makes no representations about its suitability for any particular purpose. Users should make their own judgements about those matters and/or seek independent advice. You assume all risks associated with use of the data provided on this page.

Race Results

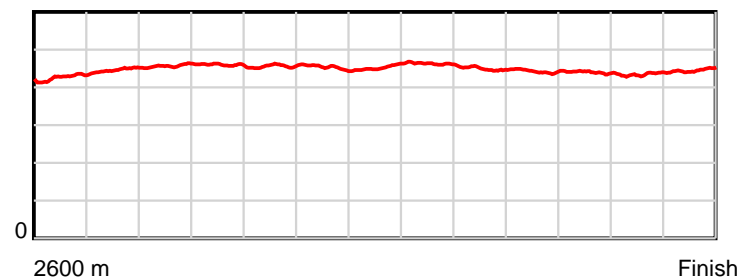
March 02, 2023, Race 9, FAHEY FENCE HIRE MOBILE PACE, Distance 2600m, Addington - Survey 3200m

Result	TAB no.	Horse (Barrier)	2200m to	2000m to	1800m to	1600m to	1400m to	1200m to	1000m to	800m to	600m to	400m to	200m to	Total or	Margin
2nd	1	Fast Ace (1)	2000m	1800m	1600m	1400m	1200m	1000m	800m	600m	400m	200m	WP	Average	
		Position in running (margin)	1(0.0)	1(0.0)	1(0.0)	1(0.0)	1(0.0)	1(0.0)	1(0.0)	1(0.0)	1(0.0)	1(0.0)	1(0.0)		0.30
		Sectional time (s)	15.54	15.95	15.60	15.10	14.63	15.34	15.13	14.55	14.52	14.08	14.74		
		Cumulative time (s)	165.18	149.64	133.69	118.09	102.99	88.36	73.02	57.89	43.34	28.82	14.74	3:13.06	
		Speed (m/s)	12.87	12.54	12.82	13.25	13.67	13.04	13.22	13.75	13.77	14.20	13.57	13.47	
		Stride length (m)	5.88	5.77	5.84	6.00	6.19	6.04	5.94	6.09	6.06	6.17	6.06	6.04	
		Stride duration (s)	0.457	0.460	0.456	0.453	0.453	0.463	0.449	0.443	0.440	0.434	0.446	0.449	
		Stride efficiency (%)	54.06	52.00	53.34	56.33	59.85	56.94	55.11	57.87	57.34	59.52	57.30	57.02	
		Stride count	34.00	34.67	34.23	33.31	32.32	33.13	33.68	32.86	33.02	32.41	33.03	430.42	

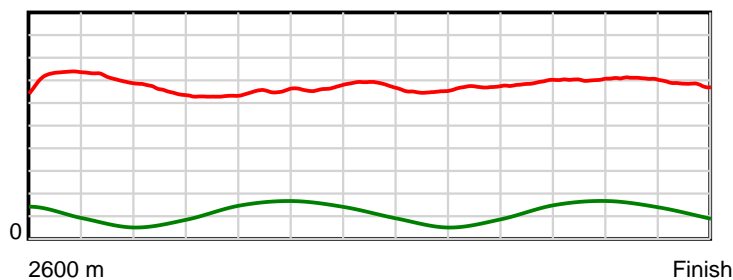
10 m Stride length



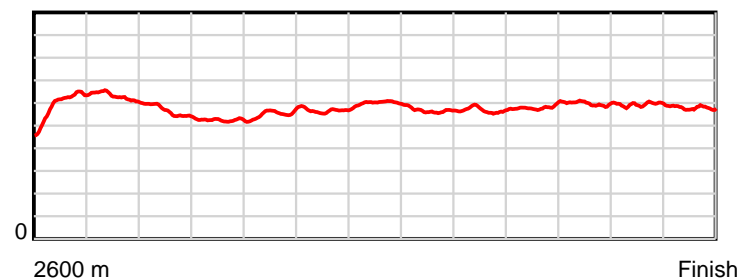
0.6 s Stride duration



20 m/sec Speed



100 % Stride efficiency



Note: Horizontal distance axis grid lines are 200m furlongs.

Disclaimer.

HRNZ and NZMTC and Thoroughbred Ratings Pty Ltd accepts no responsibility for the completeness or accuracy of any of the information contained herein, and makes no representations about its suitability for any particular purpose. Users should make their own judgements about those matters and/or seek independent advice. You assume all risks associated with use of the data provided on this page.



Race Results



March 02, 2023, Race 9, FAHEY FENCE HIRE MOBILE PACE, Distance 2600m, Addington - Survey 3200m

Result	TAB no.	Horse (Barrier)	2600 to	2400m to
3rd	10	Big Mama Morri... (9)	2400m	2200m
		Position in running (margin)	-	7(5.5)
		Sectional time (s)	14.34	14.22
		Cumulative time (s)	193.25	178.91
		Speed (m/s)	13.95	14.06
		Stride length (m)	6.29	6.40
		Stride duration (s)	0.433	0.455
		Stride efficiency (%)	61.73	63.92
		Stride count	31.82	31.27

Disclaimer.

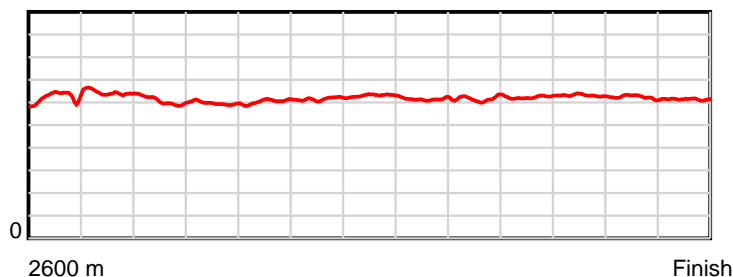
HRNZ and NZMTC and Thoroughbred Ratings Pty Ltd accepts no responsibility for the completeness or accuracy of any of the information contained herein, and makes no representations about its suitability for any particular purpose. Users should make their own judgements about those matters and/or seek independent advice. You assume all risks associated with use of the data provided on this page.

Race Results

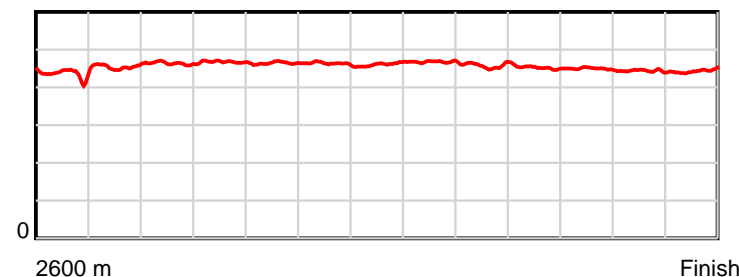
March 02, 2023, Race 9, FAHEY FENCE HIRE MOBILE PACE, Distance 2600m, Addington - Survey 3200m

Result	TAB no.	Horse (Barrier)	2200m to	2000m to	1800m to	1600m to	1400m to	1200m to	1000m to	800m to	600m to	400m to	200m to	Total or	Margin
3rd	10	Big Mama Morri... (9)	2000m	1800m	1600m	1400m	1200m	1000m	800m	600m	400m	200m	WP	Average	
		Position in running (margin)	4(4.4)	2(3.7)	2(2.4)	2(2.4)	2(2.0)	2(2.6)	2(2.9)	2(2.7)	3(2.4)	3(3.2)	4(3.3)		1.30
		Sectional time (s)	15.42	15.73	15.60	15.03	14.73	15.39	15.09	14.51	14.64	14.10	14.45		
		Cumulative time (s)	164.69	149.27	133.54	117.94	102.91	88.18	72.79	57.70	43.19	28.55	14.45	3:13.25	
		Speed (m/s)	12.97	12.71	12.82	13.31	13.58	13.00	13.25	13.78	13.66	14.18	13.84	13.45	
		Stride length (m)	6.01	5.94	5.95	6.16	6.25	6.07	6.07	6.23	6.13	6.29	6.15	6.15	
		Stride duration (s)	0.464	0.467	0.464	0.463	0.461	0.468	0.458	0.452	0.449	0.444	0.444	0.457	
		Stride efficiency (%)	56.52	55.17	55.26	59.34	61.12	57.67	57.55	60.63	58.77	61.91	59.04	59.04	
		Stride count	33.26	33.66	33.63	32.45	31.98	32.92	32.96	32.11	32.61	31.77	32.54	422.98	

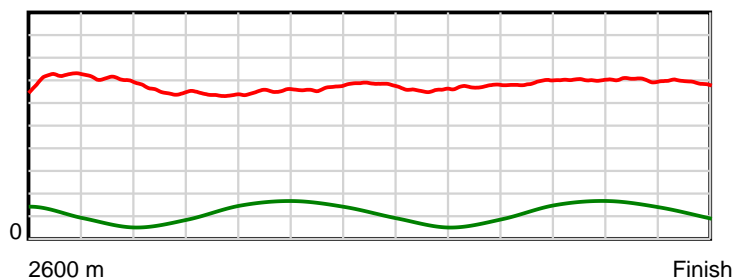
10 m Stride length



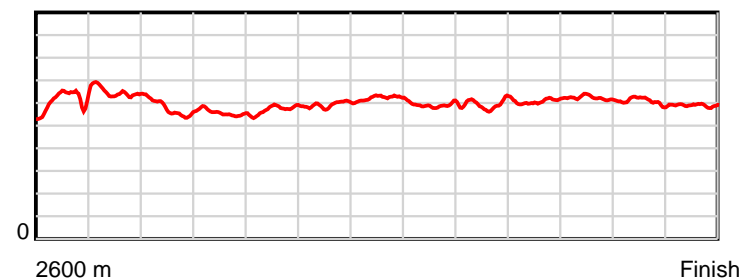
0.6 s Stride duration



20 m/sec Speed



100 % Stride efficiency



Note: Horizontal distance axis grid lines are 200m furlongs.

Disclaimer.

HRNZ and NZMTC and Thoroughbred Ratings Pty Ltd accepts no responsibility for the completeness or accuracy of any of the information contained herein, and makes no representations about its suitability for any particular purpose. Users should make their own judgements about those matters and/or seek independent advice. You assume all risks associated with use of the data provided on this page.



Race Results



March 02, 2023, Race 9, FAHEY FENCE HIRE MOBILE PACE, Distance 2600m, Addington - Survey 3200m

Result	TAB no.	Horse (Barrier)	2600 to	2400m to
4th	9	Fernz Goldy (8)	2400m	2200m
		Position in running (margin)	-	4(2.6)
		Sectional time (s)	14.00	15.40
		Cumulative time (s)	193.25	179.25
		Speed (m/s)	14.29	12.99
		Stride length (m)	6.02	5.73
		Stride duration (s)	0.420	0.441
		Stride efficiency (%)	56.63	51.27
		Stride count	33.22	34.92

Disclaimer.

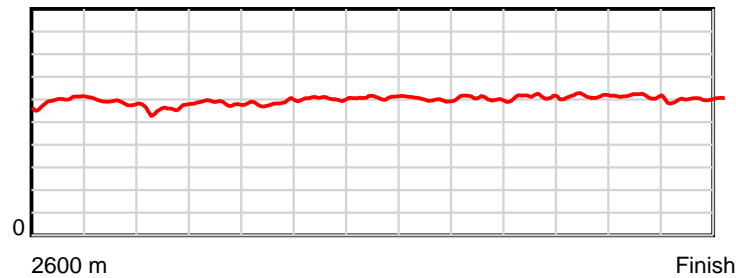
HRNZ and NZMTC and Thoroughbred Ratings Pty Ltd accepts no responsibility for the completeness or accuracy of any of the information contained herein, and makes no representations about its suitability for any particular purpose. Users should make their own judgements about those matters and/or seek independent advice. You assume all risks associated with use of the data provided on this page.

Race Results

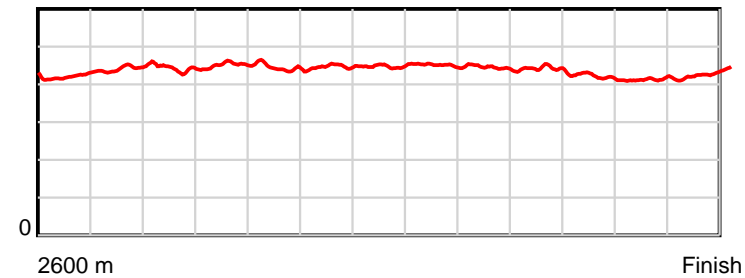
March 02, 2023, Race 9, FAHEY FENCE HIRE MOBILE PACE, Distance 2600m, Addington - Survey 3200m

Result	TAB no.	Horse (Barrier)	2200m to	2000m to	1800m to	1600m to	1400m to	1200m to	1000m to	800m to	600m to	400m to	200m to	Total or	Margin
4th	9	Fernz Goldy (8)	2000m	1800m	1600m	1400m	1200m	1000m	800m	600m	400m	200m	WP	Average	
		Position in running (margin)	8(8.6)	8(13.6)	8(10.0)	8(10.8)	8(9.7)	9(9.5)	9(8.5)	8(8.7)	8(7.5)	8(5.6)	6(4.1)		1.40
		Sectional time (s)	16.36	15.35	15.72	14.93	14.60	15.17	15.17	14.33	14.20	13.83	14.19		
		Cumulative time (s)	163.85	147.49	132.14	116.42	101.49	86.89	71.72	56.55	42.22	28.02	14.19	3:13.25	
		Speed (m/s)	12.22	13.03	12.72	13.40	13.70	13.18	13.18	13.96	14.08	14.46	14.09	13.45	
		Stride length (m)	5.42	5.88	5.65	6.00	6.14	5.94	5.85	6.14	5.91	5.97	6.06	5.89	
		Stride duration (s)	0.443	0.451	0.444	0.448	0.448	0.451	0.443	0.440	0.420	0.413	0.430	0.438	
		Stride efficiency (%)	45.84	54.05	49.87	56.23	58.92	55.13	53.42	58.87	54.57	55.70	57.41	54.27	
		Stride count	36.93	34.01	35.40	33.34	32.57	33.67	34.21	32.58	33.85	33.50	33.00	441.20	

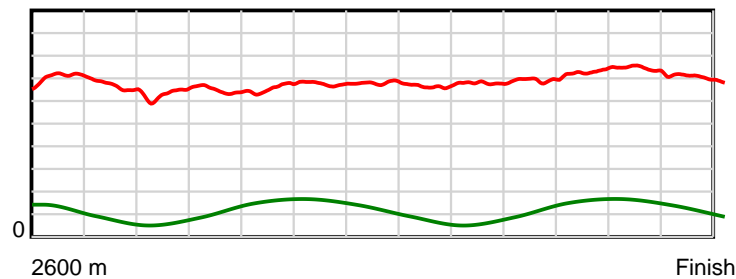
10 m Stride length



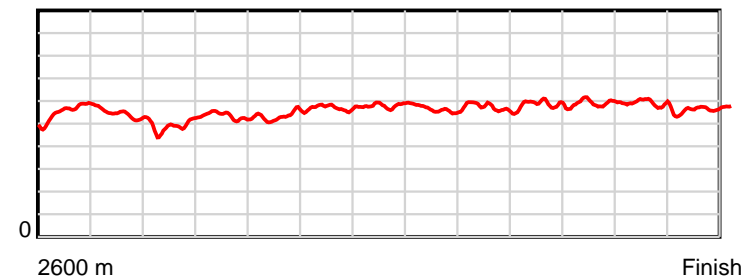
0.6 s Stride duration



20 m/sec Speed



100 % Stride efficiency



Note: Horizontal distance axis grid lines are 200m furlongs.

Disclaimer.

HRNZ and NZMTC and Thoroughbred Ratings Pty Ltd accepts no responsibility for the completeness or accuracy of any of the information contained herein, and makes no representations about its suitability for any particular purpose. Users should make their own judgements about those matters and/or seek independent advice. You assume all risks associated with use of the data provided on this page.



Race Results



March 02, 2023, Race 9, FAHEY FENCE HIRE MOBILE PACE, Distance 2600m, Addington - Survey 3200m

Result	TAB no.	Horse (Barrier)	2600 to	2400m to
5th	4	Takemybreathaw... (4)	2400m	2200m
		Position in running (margin)	-	1(0.0)
		Sectional time (s)	13.58	14.78
		Cumulative time (s)	193.32	179.74
		Speed (m/s)	14.73	13.53
		Stride length (m)	5.93	7.07
		Stride duration (s)	0.399	0.523
		Stride efficiency (%)	55.04	78.14
		Stride count	33.70	28.28

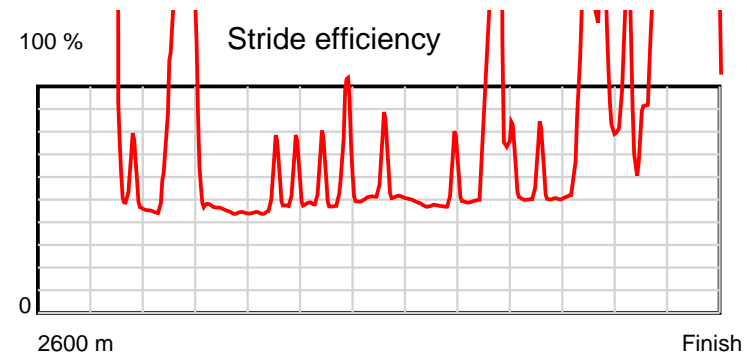
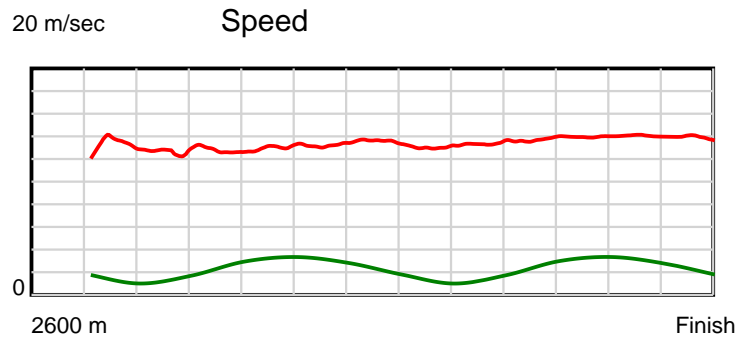
Disclaimer.

HRNZ and NZMTC and Thoroughbred Ratings Pty Ltd accepts no responsibility for the completeness or accuracy of any of the information contained herein, and makes no representations about its suitability for any particular purpose. Users should make their own judgements about those matters and/or seek independent advice. You assume all risks associated with use of the data provided on this page.

Race Results

March 02, 2023, Race 9, FAHEY FENCE HIRE MOBILE PACE, Distance 2600m, Addington - Survey 3200m

Result	TAB no.	Horse (Barrier)	2200m to	2000m to	1800m to	1600m to	1400m to	1200m to	1000m to	800m to	600m to	400m to	200m to	Total or	Margin
5th	4	Takemybreathaw... (4)	2000m	1800m	1600m	1400m	1200m	1000m	800m	600m	400m	200m	WP	Average	
		Position in running (margin)	3(2.3)	4(6.1)	3(4.0)	3(4.0)	3(3.4)	4(4.2)	4(3.6)	4(3.9)	4(3.6)	5(3.2)	5(3.6)		1.70
		Sectional time (s)	16.16	15.61	15.60	15.00	14.75	15.25	15.18	14.50	14.46	14.13	14.32		
		Cumulative time (s)	164.96	148.80	133.19	117.59	102.59	87.84	72.59	57.41	42.91	28.45	14.32	3:13.32	
		Speed (m/s)	12.38	12.81	12.82	13.33	13.56	13.11	13.18	13.79	13.83	14.15	13.97	13.45	
		Stride length (m)	5.77	5.40	5.51	5.85	5.78	5.64	5.84	5.79	6.68	7.97	10.09	6.22	
		Stride duration (s)	0.466	0.422	0.429	0.439	0.426	0.430	0.443	0.420	0.483	0.563	0.722	0.463	
		Stride efficiency (%)	52.04	45.62	47.39	53.46	52.15	49.71	53.38	52.35	69.73	99.33	158.99	60.50	
		Stride count	34.66	37.01	36.32	34.19	34.62	35.46	34.22	34.55	29.94	25.09	19.83	417.87	



Note: Horizontal distance axis grid lines are 200m furlongs.

Disclaimer.

HRNZ and NZMTC and Thoroughbred Ratings Pty Ltd accepts no responsibility for the completeness or accuracy of any of the information contained herein, and makes no representations about its suitability for any particular purpose. Users should make their own judgements about those matters and/or seek independent advice. You assume all risks associated with use of the data provided on this page.



Race Results



March 02, 2023, Race 9, FAHEY FENCE HIRE MOBILE PACE, Distance 2600m, Addington - Survey 3200m

Result	TAB no.	Horse (Barrier)	2600 to	2400m to
6th	8	Beyond A Shado... (7)	2400m	2200m
		Position in running (margin)	-	8(6.1)
		Sectional time (s)	14.50	14.65
		Cumulative time (s)	193.35	178.85
		Speed (m/s)	13.80	13.65
		Stride length (m)	6.32	6.38
		Stride duration (s)	0.457	0.467
		Stride efficiency (%)	62.47	63.51
		Stride count	31.63	31.37

Disclaimer.

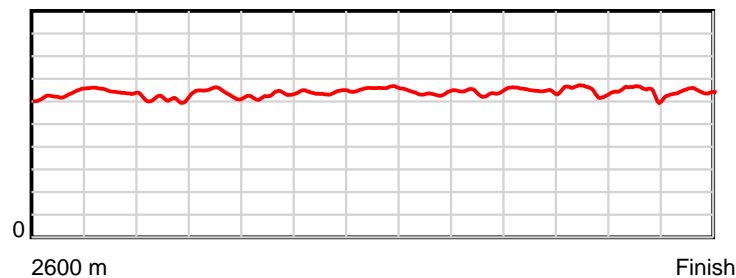
HRNZ and NZMTC and Thoroughbred Ratings Pty Ltd accepts no responsibility for the completeness or accuracy of any of the information contained herein, and makes no representations about its suitability for any particular purpose. Users should make their own judgements about those matters and/or seek independent advice. You assume all risks associated with use of the data provided on this page.

Race Results

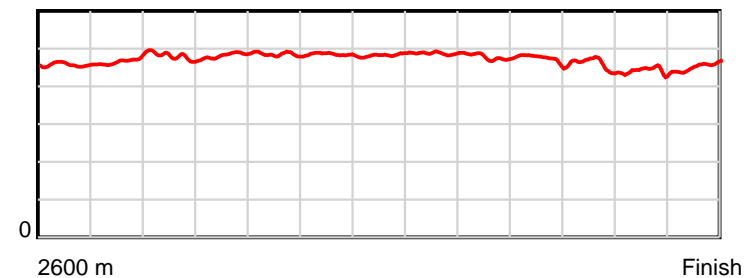
March 02, 2023, Race 9, FAHEY FENCE HIRE MOBILE PACE, Distance 2600m, Addington - Survey 3200m

Result	TAB no.	Horse (Barrier)	2200m to	2000m to	1800m to	1600m to	1400m to	1200m to	1000m to	800m to	600m to	400m to	200m to	Total or	Margin
6th	8	Beyond A Shado... (7)	2000m	1800m	1600m	1400m	1200m	1000m	800m	600m	400m	200m	WP	Average	
		Position in running (margin)	7(7.6)	6(10.3)	5(5.9)	6(6.4)	6(6.3)	6(6.7)	6(5.6)	6(5.4)	6(5.7)	9(5.8)	7(5.1)		1.90
		Sectional time (s)	15.99	15.22	15.67	15.10	14.70	15.15	15.10	14.59	14.54	13.96	14.18		
		Cumulative time (s)	164.20	148.21	132.99	117.32	102.22	87.52	72.37	57.27	42.68	28.14	14.18	3:13.35	
		Speed (m/s)	12.51	13.14	12.76	13.25	13.61	13.20	13.25	13.71	13.76	14.33	14.10	13.45	
		Stride length (m)	6.00	6.34	6.19	6.43	6.57	6.43	6.32	6.48	6.31	6.31	6.41	6.34	
		Stride duration (s)	0.480	0.483	0.485	0.485	0.483	0.487	0.478	0.473	0.458	0.440	0.454	0.472	
		Stride efficiency (%)	56.29	62.84	59.85	64.51	67.50	64.66	62.50	65.61	62.15	62.18	64.15	62.85	
		Stride count	33.32	31.54	32.32	31.13	30.43	31.09	31.63	30.86	31.71	31.71	31.22	409.96	

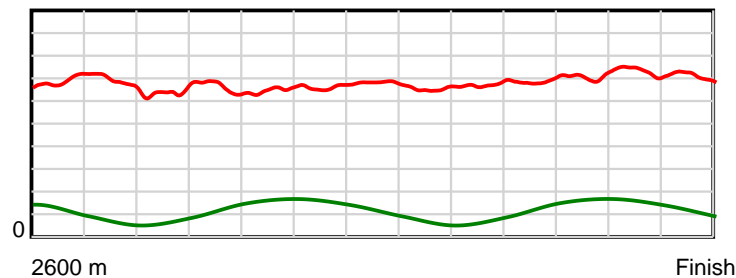
10 m Stride length



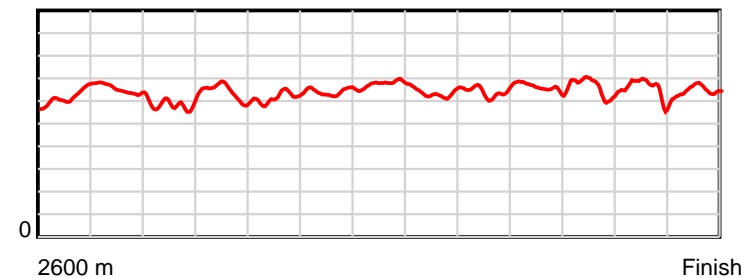
0.6 s Stride duration



20 m/sec Speed



100 % Stride efficiency



Note: Horizontal distance axis grid lines are 200m furlongs.

Disclaimer.

HRNZ and NZMTC and Thoroughbred Ratings Pty Ltd accepts no responsibility for the completeness or accuracy of any of the information contained herein, and makes no representations about its suitability for any particular purpose. Users should make their own judgements about those matters and/or seek independent advice. You assume all risks associated with use of the data provided on this page.



Race Results



March 02, 2023, Race 9, FAHEY FENCE HIRE MOBILE PACE, Distance 2600m, Addington - Survey 3200m

Result	TAB no.	Horse (Barrier)	2600 to	2400m to
7th	7	Flo Motion (6)	2400m	2200m
		Position in running (margin)	-	9(10.0)
		Sectional time (s)	15.25	14.50
		Cumulative time (s)	193.64	178.39
		Speed (m/s)	13.12	13.79
		Stride length (m)	6.29	6.37
		Stride duration (s)	0.460	0.462
		Stride efficiency (%)	61.75	63.41
		Stride count	31.82	31.40

Disclaimer.

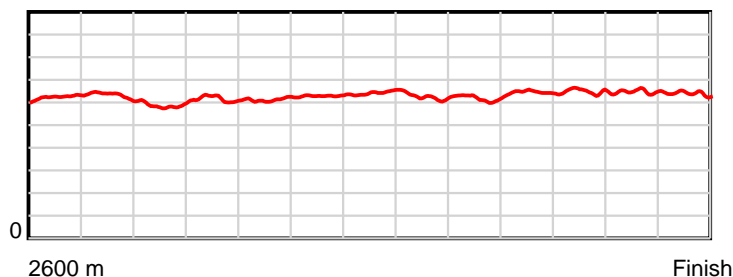
HRNZ and NZMTC and Thoroughbred Ratings Pty Ltd accepts no responsibility for the completeness or accuracy of any of the information contained herein, and makes no representations about its suitability for any particular purpose. Users should make their own judgements about those matters and/or seek independent advice. You assume all risks associated with use of the data provided on this page.

Race Results

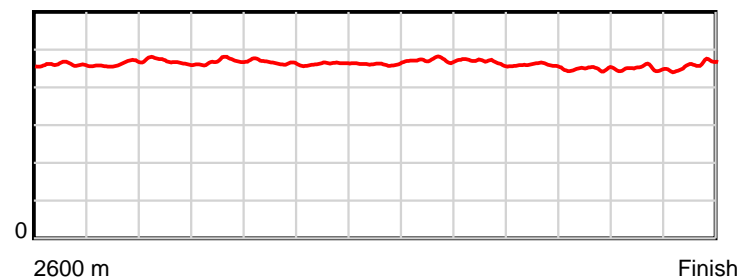
March 02, 2023, Race 9, FAHEY FENCE HIRE MOBILE PACE, Distance 2600m, Addington - Survey 3200m

Result	TAB no.	Horse (Barrier)	2200m to	2000m to	1800m to	1600m to	1400m to	1200m to	1000m to	800m to	600m to	400m to	200m to	Total or	Margin
7th	7	Flo Motion (6)	2000m	1800m	1600m	1400m	1200m	1000m	800m	600m	400m	200m	WP	Average	
		Position in running (margin)	9(10.6)	9(15.4)	9(12.0)	9(12.0)	9(10.7)	8(9.2)	8(7.5)	9(9.2)	9(8.0)	7(5.0)	8(5.2)		3.50
		Sectional time (s)	16.33	15.37	15.60	14.90	14.36	15.07	15.42	14.33	14.02	14.11	14.38		
		Cumulative time (s)	163.89	147.56	132.19	116.59	101.69	87.33	72.26	56.84	42.51	28.49	14.38	3:13.64	
		Speed (m/s)	12.25	13.01	12.82	13.42	13.93	13.27	12.97	13.96	14.27	14.17	13.91	13.43	
		Stride length (m)	5.74	6.10	5.98	6.21	6.43	6.27	6.06	6.40	6.40	6.38	6.40	6.23	
		Stride duration (s)	0.469	0.469	0.467	0.462	0.462	0.472	0.467	0.459	0.449	0.450	0.460	0.464	
		Stride efficiency (%)	51.51	58.11	55.95	60.22	64.62	61.39	57.46	64.10	63.94	63.66	63.91	60.57	
		Stride count	34.84	32.80	33.42	32.22	31.10	31.91	32.98	31.23	31.27	31.34	31.27	417.60	

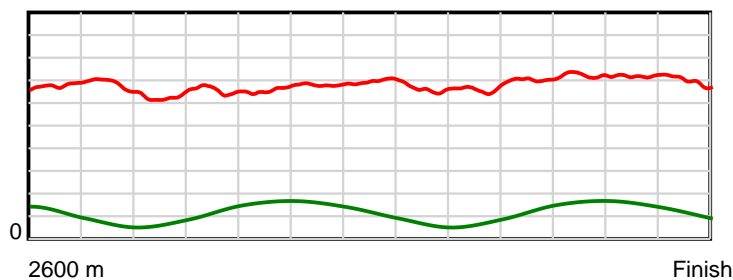
10 m Stride length



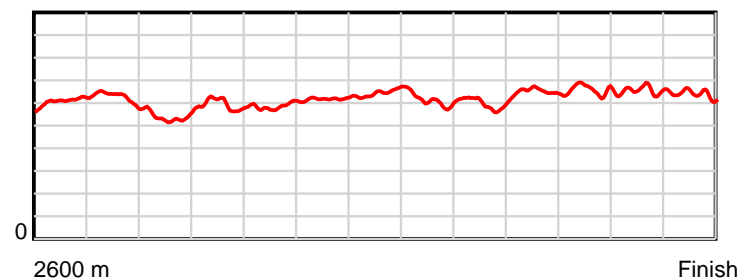
0.6 s Stride duration



20 m/sec Speed



100 % Stride efficiency



Note: Horizontal distance axis grid lines are 200m furlongs.

Disclaimer.

HRNZ and NZMTC and Thoroughbred Ratings Pty Ltd accepts no responsibility for the completeness or accuracy of any of the information contained herein, and makes no representations about its suitability for any particular purpose. Users should make their own judgements about those matters and/or seek independent advice. You assume all risks associated with use of the data provided on this page.



Race Results



March 02, 2023, Race 9, FAHEY FENCE HIRE MOBILE PACE, Distance 2600m, Addington - Survey 3200m

Result	TAB no.	Horse (Barrier)	2600 to	2400m to
8th	5	Better Fly (5)	2400m	2200m
		Position in running (margin)	-	5(2.8)
		Sectional time (s)	14.08	14.73
		Cumulative time (s)	193.70	179.62
		Speed (m/s)	14.21	13.58
		Stride length (m)	6.10	6.00
		Stride duration (s)	0.422	0.441
		Stride efficiency (%)	58.16	56.17
		Stride count	32.78	33.36

Disclaimer.

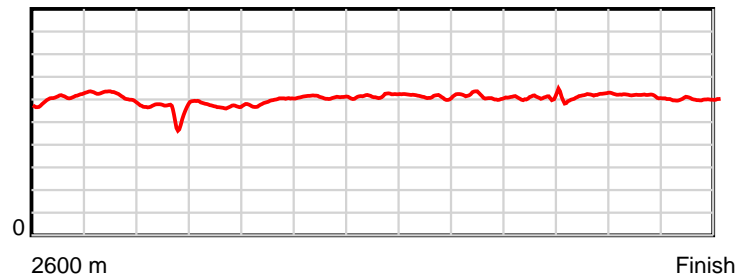
HRNZ and NZMTC and Thoroughbred Ratings Pty Ltd accepts no responsibility for the completeness or accuracy of any of the information contained herein, and makes no representations about its suitability for any particular purpose. Users should make their own judgements about those matters and/or seek independent advice. You assume all risks associated with use of the data provided on this page.

Race Results

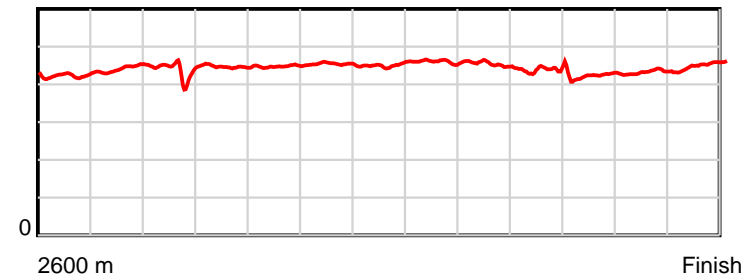
March 02, 2023, Race 9, FAHEY FENCE HIRE MOBILE PACE, Distance 2600m, Addington - Survey 3200m

Result	TAB no.	Horse (Barrier)	2200m to	2000m to	1800m to	1600m to	1400m to	1200m to	1000m to	800m to	600m to	400m to	200m to	Total or	Margin
8th	5	Better Fly (5)	2000m	1800m	1600m	1400m	1200m	1000m	800m	600m	400m	200m	WP	Average	
		Position in running (margin)	5(4.7)	5(8.1)	6(6.2)	5(5.8)	5(5.3)	5(5.8)	5(4.7)	5(5.1)	5(4.1)	2(1.5)	2(1.7)		3.80
		Sectional time (s)	16.10	15.63	15.52	15.02	14.71	15.16	15.20	14.37	14.10	14.10	14.98		
		Cumulative time (s)	164.89	148.79	133.16	117.64	102.62	87.91	72.75	57.55	43.18	29.08	14.98	3:13.70	
		Speed (m/s)	12.42	12.80	12.89	13.32	13.60	13.19	13.16	13.92	14.18	14.18	13.35	13.42	
		Stride length (m)	5.45	5.72	5.77	6.04	6.13	6.07	5.95	6.04	6.00	6.13	6.04	5.95	
		Stride duration (s)	0.439	0.447	0.448	0.454	0.451	0.460	0.452	0.434	0.423	0.432	0.453	0.443	
		Stride efficiency (%)	46.40	51.05	52.05	57.03	58.79	57.57	55.37	57.03	56.33	58.73	57.04	55.34	
		Stride count	36.70	34.99	34.66	33.11	32.61	32.95	33.60	33.11	33.31	32.62	33.10	436.90	

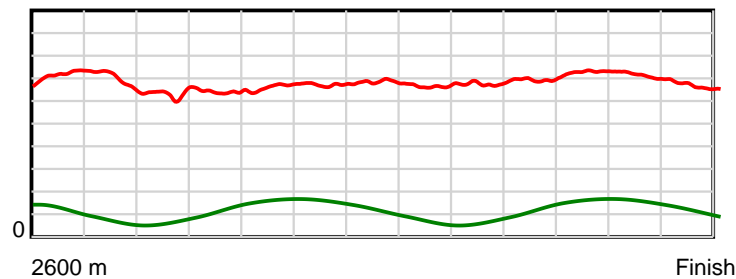
10 m Stride length



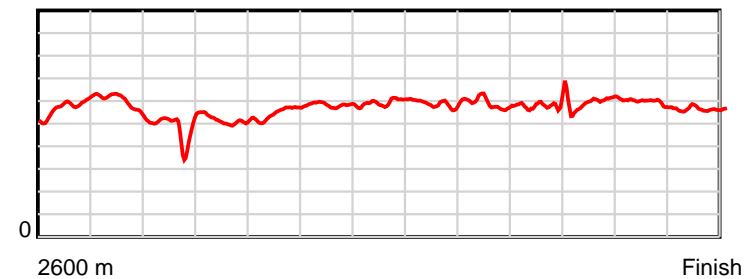
0.6 s Stride duration



20 m/sec Speed



100 % Stride efficiency



Note: Horizontal distance axis grid lines are 200m furlongs.

Disclaimer.

HRNZ and NZMTC and Thoroughbred Ratings Pty Ltd accepts no responsibility for the completeness or accuracy of any of the information contained herein, and makes no representations about its suitability for any particular purpose. Users should make their own judgements about those matters and/or seek independent advice. You assume all risks associated with use of the data provided on this page.



Race Results



March 02, 2023, Race 9, FAHEY FENCE HIRE MOBILE PACE, Distance 2600m, Addington - Survey 3200m

Result	TAB no.	Horse (Barrier)	2600 to	2400m to
9th	2	Gosakhi (2)	2400m	2200m
		Position in running (margin)	-	2(0.8)
		Sectional time (s)	13.82	14.39
		Cumulative time (s)	195.26	181.44
		Speed (m/s)	14.48	13.90
		Stride length (m)	6.01	6.07
		Stride duration (s)	0.408	0.437
		Stride efficiency (%)	56.45	57.60
		Stride count	33.27	32.94

Disclaimer.

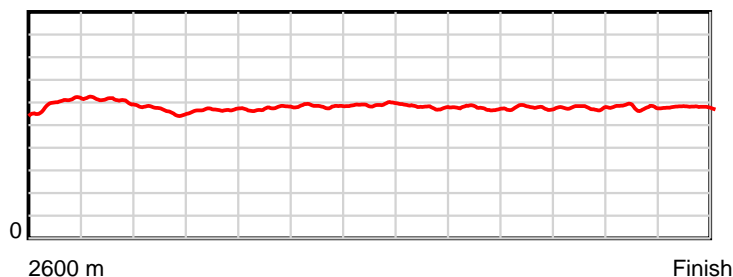
HRNZ and NZMTC and Thoroughbred Ratings Pty Ltd accepts no responsibility for the completeness or accuracy of any of the information contained herein, and makes no representations about its suitability for any particular purpose. Users should make their own judgements about those matters and/or seek independent advice. You assume all risks associated with use of the data provided on this page.

Race Results

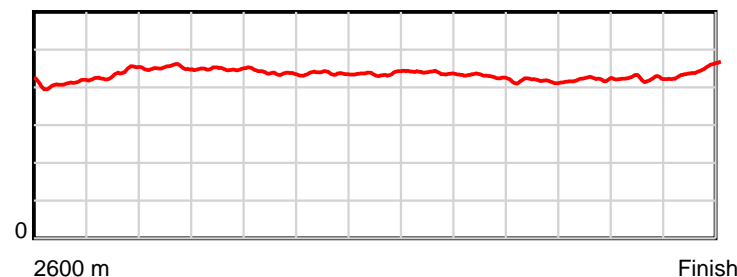
March 02, 2023, Race 9, FAHEY FENCE HIRE MOBILE PACE, Distance 2600m, Addington - Survey 3200m

Result	TAB no.	Horse (Barrier)	2200m to	2000m to	1800m to	1600m to	1400m to	1200m to	1000m to	800m to	600m to	400m to	200m to	Total or	Margin
9th	2	Gosakhi (2)	2000m	1800m	1600m	1400m	1200m	1000m	800m	600m	400m	200m	WP	Average	
		Position in running (margin)	2(0.8)	3(5.7)	4(4.4)	4(4.3)	4(3.9)	3(4.0)	3(2.9)	3(3.4)	2(2.4)	6(4.8)	9(8.4)		12.50
		Sectional time (s)	16.35	15.72	15.58	15.04	14.65	15.16	15.20	14.38	14.91	14.68	15.38		
		Cumulative time (s)	167.05	150.70	134.98	119.40	104.36	89.71	74.55	59.35	44.97	30.06	15.38	3:15.26	
		Speed (m/s)	12.23	12.72	12.84	13.30	13.65	13.19	13.16	13.91	13.41	13.62	13.00	13.32	
		Stride length (m)	5.52	5.71	5.63	5.81	5.96	5.79	5.64	5.79	5.65	5.77	5.81	5.78	
		Stride duration (s)	0.452	0.449	0.439	0.437	0.437	0.439	0.428	0.417	0.421	0.424	0.447	0.434	
		Stride efficiency (%)	47.67	51.01	49.57	52.73	55.54	52.36	49.65	52.42	49.83	52.10	52.84	52.18	
		Stride count	36.21	35.01	35.51	34.43	33.55	34.55	35.48	34.53	35.42	34.64	34.39	449.93	

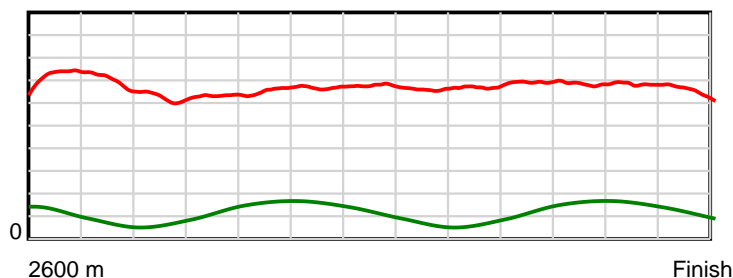
10 m Stride length



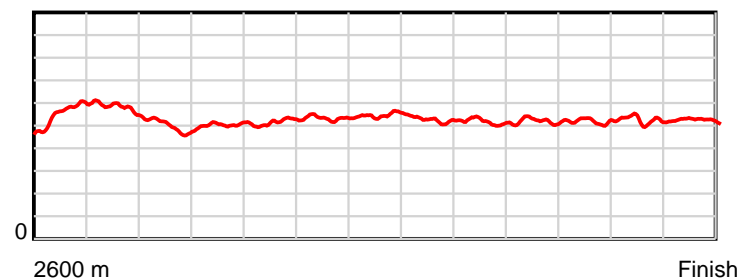
0.6 s Stride duration



20 m/sec Speed



100 % Stride efficiency



Note: Horizontal distance axis grid lines are 200m furlongs.

Disclaimer.

HRNZ and NZMTC and Thoroughbred Ratings Pty Ltd accepts no responsibility for the completeness or accuracy of any of the information contained herein, and makes no representations about its suitability for any particular purpose. Users should make their own judgements about those matters and/or seek independent advice. You assume all risks associated with use of the data provided on this page.