



Race Results

NZ Metropolitan Trotting Club Inc, HRNZ, March 22, 2023

Compilation date: March 22, 2023, 6:30:52 PM (NZDT)

Copyright © 2023 HRNZ and NZMTC. All rights reserved.

Trademarks.

StrideMASTER is a registered trademark of Thoroughbred Ratings Pty Ltd.

Disclaimer.

HRNZ and NZMTC and Thoroughbred Ratings Pty Ltd accepts no responsibility for the completeness or accuracy of any of the information contained herein, and makes no representations about its suitability for any particular purpose. Users should make their own judgements about those matters and/or seek independent advice. You assume all risks associated with use of the data provided on this page.



Race Results



March 22, 2023, Race 6, NZB AIRFREIGHT MOBILE PACE, Distance 2600m, Addington - Survey 3200m

Result	TAB no.	Horse (Barrier)	2600 to	2400m to
1st	2	Eddie Osei (3)	2400m	2200m
		Position in running (margin)	-	1(0.0)
		Sectional time (s)	12.91	14.31
		Cumulative time (s)	194.86	181.95
		Speed (m/s)	15.49	13.98
		Stride length (m)	6.40	6.45
		Stride duration (s)	0.410	0.461
		Stride efficiency (%)	64.11	64.94
		Stride count	31.23	31.03

Disclaimer.

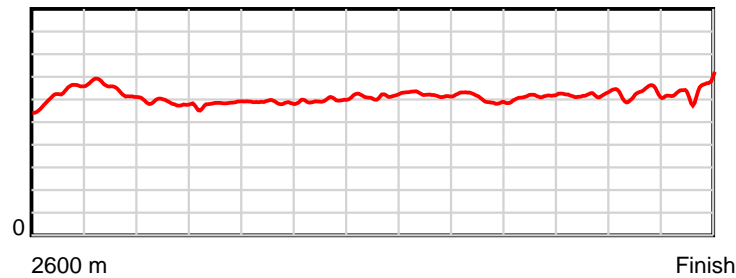
HRNZ and NZMTC and Thoroughbred Ratings Pty Ltd accepts no responsibility for the completeness or accuracy of any of the information contained herein, and makes no representations about its suitability for any particular purpose. Users should make their own judgements about those matters and/or seek independent advice. You assume all risks associated with use of the data provided on this page.

Race Results

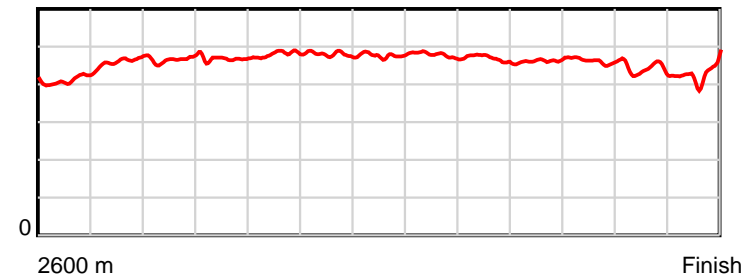
March 22, 2023, Race 6, NZB AIRFREIGHT MOBILE PACE, Distance 2600m, Addington - Survey 3200m

Result	TAB no.	Horse (Barrier)	2200m to	2000m to	1800m to	1600m to	1400m to	1200m to	1000m to	800m to	600m to	400m to	200m to	Total or	Margin
1st	2	Eddie Osei (3)	2000m	1800m	1600m	1400m	1200m	1000m	800m	600m	400m	200m	WP	Average	
		Position in running (margin)	1(0.0)	2(1.5)	3(4.4)	3(3.6)	3(3.8)	5(3.8)	5(4.0)	5(4.0)	5(3.5)	4(3.0)	3(1.8)		0.00
		Sectional time (s)	15.73	15.95	16.28	16.01	15.39	15.31	15.47	15.03	14.98	14.12	13.37		
		Cumulative time (s)	167.64	151.91	135.96	119.68	103.67	88.28	72.97	57.50	42.47	27.49	13.37	3:14.86	
		Speed (m/s)	12.71	12.54	12.29	12.49	13.00	13.06	12.93	13.31	13.35	14.16	14.96	13.34	
		Stride length (m)	5.92	5.87	5.90	6.00	6.20	6.24	6.06	6.15	6.17	6.24	6.46	6.15	
		Stride duration (s)	0.466	0.468	0.480	0.480	0.477	0.478	0.469	0.462	0.462	0.441	0.432	0.461	
		Stride efficiency (%)	54.81	53.76	54.36	56.17	60.13	60.92	57.35	59.07	59.50	60.93	65.18	59.14	
		Stride count	33.77	34.10	33.91	33.36	32.24	32.03	33.01	32.53	32.41	32.03	30.97	422.62	

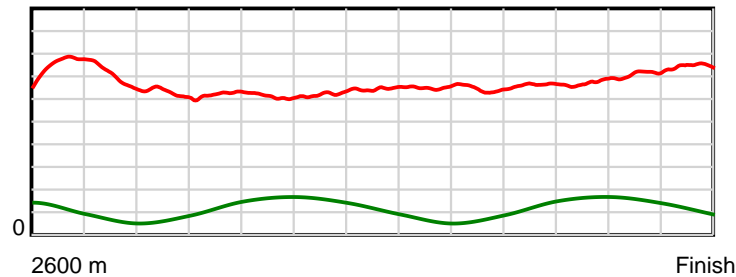
10 m Stride length



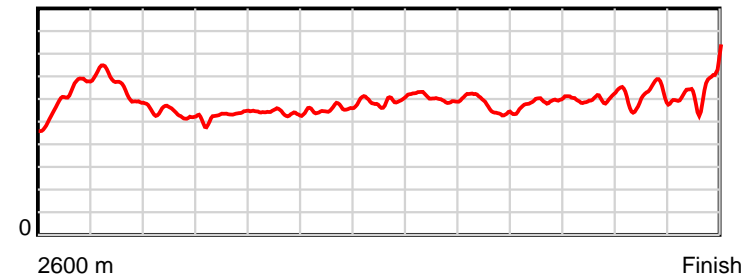
0.6 s Stride duration



20 m/sec Speed



100 % Stride efficiency



Note: Horizontal distance axis grid lines are 200m furlongs.

Disclaimer.

HRNZ and NZMTC and Thoroughbred Ratings Pty Ltd accepts no responsibility for the completeness or accuracy of any of the information contained herein, and makes no representations about its suitability for any particular purpose. Users should make their own judgements about those matters and/or seek independent advice. You assume all risks associated with use of the data provided on this page.



Race Results



March 22, 2023, Race 6, NZB AIRFREIGHT MOBILE PACE, Distance 2600m, Addington - Survey 3200m

Result	TAB no.	Horse (Barrier)	2600 to	2400m to
2nd	10	Eastwood Dream (1)	2400m	2200m
		Position in running (margin)	-	8(8.6)
		Sectional time (s)	14.21	14.72
		Cumulative time (s)	194.95	180.74
		Speed (m/s)	14.07	13.59
		Stride length (m)	6.54	6.20
		Stride duration (s)	0.448	0.456
		Stride efficiency (%)	66.92	60.02
		Stride count	30.56	32.27

Disclaimer.

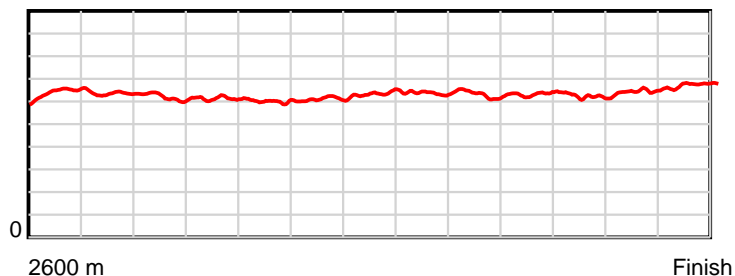
HRNZ and NZMTC and Thoroughbred Ratings Pty Ltd accepts no responsibility for the completeness or accuracy of any of the information contained herein, and makes no representations about its suitability for any particular purpose. Users should make their own judgements about those matters and/or seek independent advice. You assume all risks associated with use of the data provided on this page.

Race Results

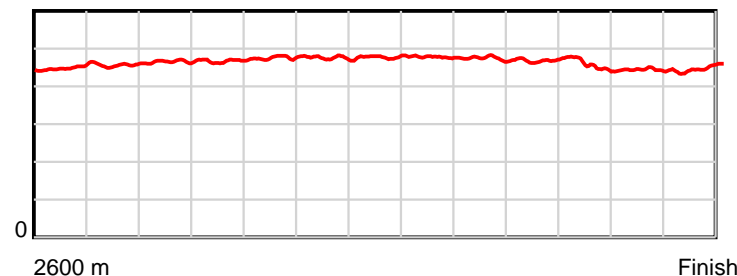
March 22, 2023, Race 6, NZB AIRFREIGHT MOBILE PACE, Distance 2600m, Addington - Survey 3200m

Result	TAB no.	Horse (Barrier)	2200m to	2000m to	1800m to	1600m to	1400m to	1200m to	1000m to	800m to	600m to	400m to	200m to	Total or	Margin
2nd	10	Eastwood Dream (1)	2000m	1800m	1600m	1400m	1200m	1000m	800m	600m	400m	200m	WP	Average	
		Position in running (margin)	8(11.1)	8(10.2)	7(8.6)	7(8.4)	7(7.1)	7(5.9)	6(5.4)	6(6.1)	6(4.9)	7(6.0)	5(3.4)		0.50
		Sectional time (s)	15.34	15.19	16.38	15.77	15.18	15.19	15.58	14.92	15.24	13.90	13.33		
		Cumulative time (s)	166.02	150.68	135.49	119.11	103.34	88.16	72.97	57.39	42.47	27.23	13.33	3:14.95	
		Speed (m/s)	13.04	13.17	12.21	12.68	13.18	13.17	12.84	13.40	13.12	14.39	15.00	13.34	
		Stride length (m)	6.07	6.15	5.81	6.03	6.29	6.29	6.08	6.29	5.96	6.39	6.72	6.21	
		Stride duration (s)	0.465	0.467	0.476	0.475	0.478	0.478	0.474	0.469	0.454	0.444	0.448	0.466	
		Stride efficiency (%)	57.53	59.15	52.73	56.80	61.87	61.82	57.75	61.88	55.48	63.82	70.58	60.23	
		Stride count	32.96	32.51	34.43	33.17	31.79	31.80	32.90	31.78	33.57	31.30	29.76	418.80	

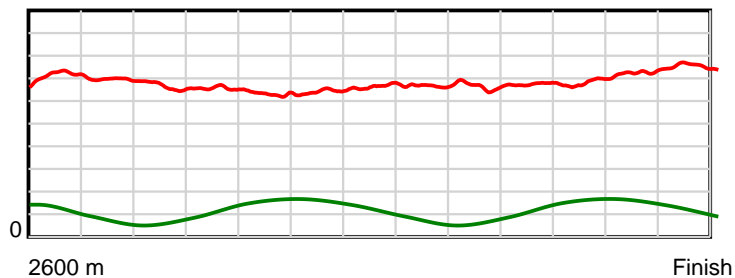
10 m Stride length



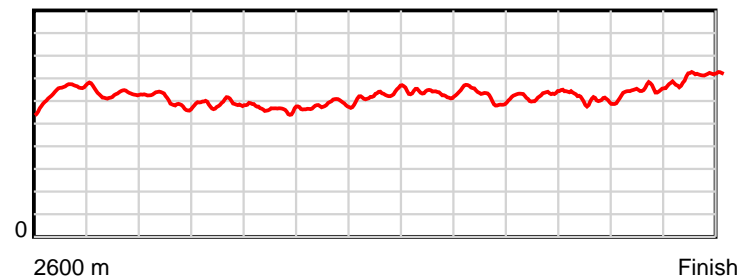
0.6 s Stride duration



20 m/sec Speed



100 % Stride efficiency



Note: Horizontal distance axis grid lines are 200m furlongs.

Disclaimer.

HRNZ and NZMTC and Thoroughbred Ratings Pty Ltd accepts no responsibility for the completeness or accuracy of any of the information contained herein, and makes no representations about its suitability for any particular purpose. Users should make their own judgements about those matters and/or seek independent advice. You assume all risks associated with use of the data provided on this page.



Race Results



March 22, 2023, Race 6, NZB AIRFREIGHT MOBILE PACE, Distance 2600m, Addington - Survey 3200m

Result	TAB no.	Horse (Barrier)	2600 to	2400m to
3rd	8	Adesanya (9)	2400m	2200m
		Position in running (margin)	-	7(7.3)
		Sectional time (s)	13.96	15.08
		Cumulative time (s)	194.96	181.00
		Speed (m/s)	14.32	13.26
		Stride length (m)	6.40	6.26
		Stride duration (s)	0.451	0.472
		Stride efficiency (%)	64.10	61.32
		Stride count	31.23	31.93

Disclaimer.

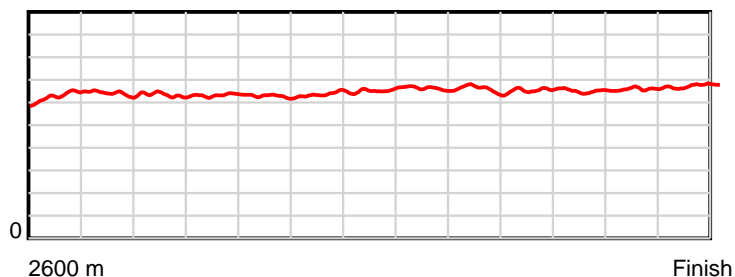
HRNZ and NZMTC and Thoroughbred Ratings Pty Ltd accepts no responsibility for the completeness or accuracy of any of the information contained herein, and makes no representations about its suitability for any particular purpose. Users should make their own judgements about those matters and/or seek independent advice. You assume all risks associated with use of the data provided on this page.

Race Results

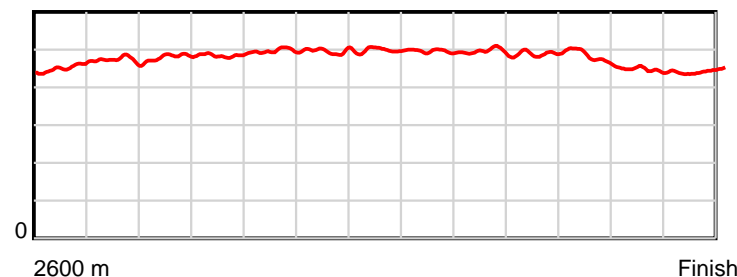
March 22, 2023, Race 6, NZB AIRFREIGHT MOBILE PACE, Distance 2600m, Addington - Survey 3200m

Result	TAB no.	Horse (Barrier)	2200m to	2000m to	1800m to	1600m to	1400m to	1200m to	1000m to	800m to	600m to	400m to	200m to	Total or	Margin
3rd	8	Adesanya (9)	2000m	1800m	1600m	1400m	1200m	1000m	800m	600m	400m	200m	WP	Average	
		Position in running (margin)	9(11.9)	10(12.7)	9(11.5)	8(10.4)	9(8.5)	9(7.7)	8(7.5)	8(7.5)	8(6.5)	8(7.3)	6(4.1)		0.50
		Sectional time (s)	15.61	15.27	16.23	15.66	15.26	15.24	15.48	14.94	15.20	13.79	13.24		
		Cumulative time (s)	165.92	150.31	135.04	118.81	103.15	87.89	72.65	57.17	42.23	27.03	13.24	3:14.96	
		Speed (m/s)	12.81	13.10	12.32	12.77	13.11	13.12	12.92	13.39	13.16	14.50	15.11	13.34	
		Stride length (m)	6.16	6.35	6.12	6.34	6.54	6.50	6.39	6.58	6.26	6.46	6.69	6.38	
		Stride duration (s)	0.481	0.485	0.496	0.496	0.499	0.495	0.494	0.491	0.476	0.446	0.443	0.479	
		Stride efficiency (%)	59.29	63.01	58.47	62.81	66.75	66.09	63.71	67.66	61.21	65.26	69.97	63.69	
		Stride count	32.47	31.50	32.70	31.55	30.60	30.75	31.32	30.40	31.96	30.95	29.89	407.25	

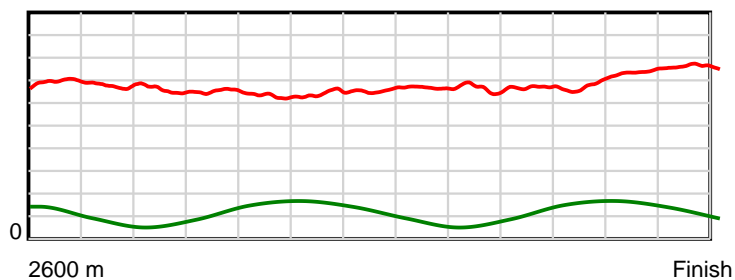
10 m Stride length



0.6 s Stride duration



20 m/sec Speed



100 % Stride efficiency



Note: Horizontal distance axis grid lines are 200m furlongs.

Disclaimer.

HRNZ and NZMTC and Thoroughbred Ratings Pty Ltd accepts no responsibility for the completeness or accuracy of any of the information contained herein, and makes no representations about its suitability for any particular purpose. Users should make their own judgements about those matters and/or seek independent advice. You assume all risks associated with use of the data provided on this page.



Race Results



March 22, 2023, Race 6, NZB AIRFREIGHT MOBILE PACE, Distance 2600m, Addington - Survey 3200m

Result	TAB no.	Horse (Barrier)	2600 to	2400m to
4th	9	Corfu Bromac (10)	2400m	2200m
		Position in running (margin)	-	10(9.3)
		Sectional time (s)	14.43	15.18
		Cumulative time (s)	195.37	180.94
		Speed (m/s)	13.86	13.18
		Stride length (m)	7.25	6.93
		Stride duration (s)	0.519	0.526
		Stride efficiency (%)	82.07	75.15
		Stride count	27.60	28.84

Disclaimer.

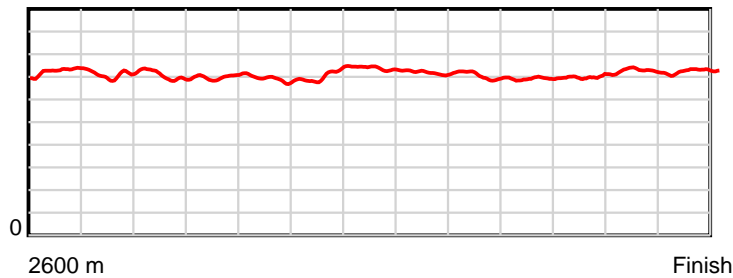
HRNZ and NZMTC and Thoroughbred Ratings Pty Ltd accepts no responsibility for the completeness or accuracy of any of the information contained herein, and makes no representations about its suitability for any particular purpose. Users should make their own judgements about those matters and/or seek independent advice. You assume all risks associated with use of the data provided on this page.

Race Results

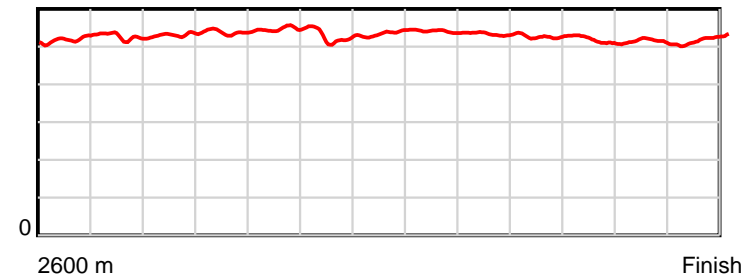
March 22, 2023, Race 6, NZB AIRFREIGHT MOBILE PACE, Distance 2600m, Addington - Survey 3200m

Result	TAB no.	Horse (Barrier)	2200m to	2000m to	1800m to	1600m to	1400m to	1200m to	1000m to	800m to	600m to	400m to	200m to	Total or	Margin
4th	9	Corfu Bromac (10)	2000m	1800m	1600m	1400m	1200m	1000m	800m	600m	400m	200m	WP	Average	
		Position in running (margin)	11(14.5)	11(13.9)	11(13.2)	11(12.6)	6(6.9)	2(1.6)	2(0.9)	2(0.8)	2(0.6)	2(0.1)	1(0.0)		2.80
		Sectional time (s)	15.38	15.35	16.33	15.01	14.50	15.18	15.45	15.07	14.98	14.31	14.20		
		Cumulative time (s)	165.76	150.38	135.03	118.70	103.69	89.19	74.01	58.56	43.49	28.51	14.20	3:15.37	
		Speed (m/s)	13.00	13.03	12.25	13.32	13.79	13.18	12.94	13.27	13.35	13.98	14.08	13.31	
		Stride length (m)	6.91	7.02	6.70	7.01	7.40	7.11	6.91	6.97	6.88	7.17	7.34	7.04	
		Stride duration (s)	0.531	0.539	0.547	0.526	0.536	0.540	0.534	0.525	0.515	0.513	0.521	0.529	
		Stride efficiency (%)	74.60	76.97	70.25	76.75	85.52	79.10	74.59	75.97	73.88	80.42	84.09	77.47	
		Stride count	28.95	28.50	29.83	28.54	27.04	28.11	28.95	28.68	29.09	27.88	27.26	369.27	

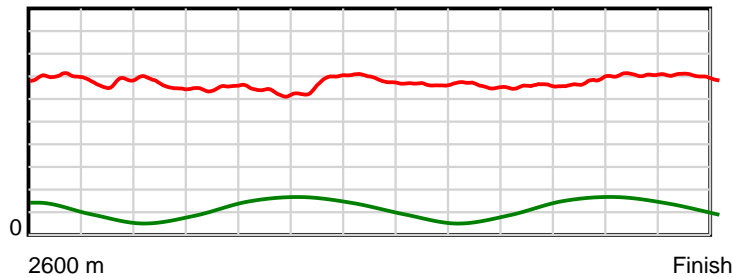
10 m Stride length



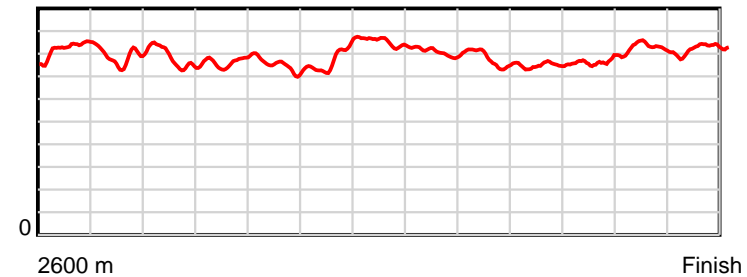
0.6 s Stride duration



20 m/sec Speed



100 % Stride efficiency



Note: Horizontal distance axis grid lines are 200m furlongs.

Disclaimer.

HRNZ and NZMTC and Thoroughbred Ratings Pty Ltd accepts no responsibility for the completeness or accuracy of any of the information contained herein, and makes no representations about its suitability for any particular purpose. Users should make their own judgements about those matters and/or seek independent advice. You assume all risks associated with use of the data provided on this page.



Race Results



March 22, 2023, Race 6, NZB AIRFREIGHT MOBILE PACE, Distance 2600m, Addington - Survey 3200m

Result	TAB no.	Horse (Barrier)	2600 to	2400m to
5th	3	Lifes A Cabare... (4)	2400m	2200m
		Position in running (margin)	-	3(2.4)
		Sectional time (s)	13.25	14.37
		Cumulative time (s)	195.56	182.31
		Speed (m/s)	15.09	13.92
		Stride length (m)	6.66	6.39
		Stride duration (s)	0.441	0.459
		Stride efficiency (%)	69.34	63.78
		Stride count	30.02	31.30

Disclaimer.

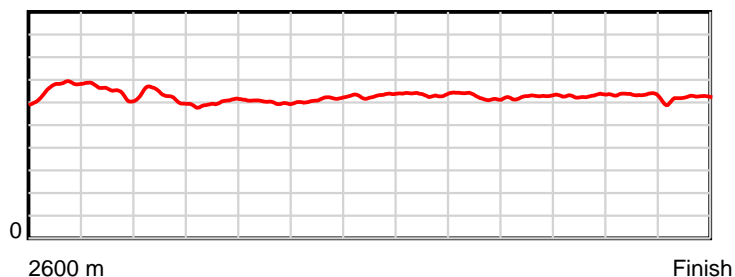
HRNZ and NZMTC and Thoroughbred Ratings Pty Ltd accepts no responsibility for the completeness or accuracy of any of the information contained herein, and makes no representations about its suitability for any particular purpose. Users should make their own judgements about those matters and/or seek independent advice. You assume all risks associated with use of the data provided on this page.

Race Results

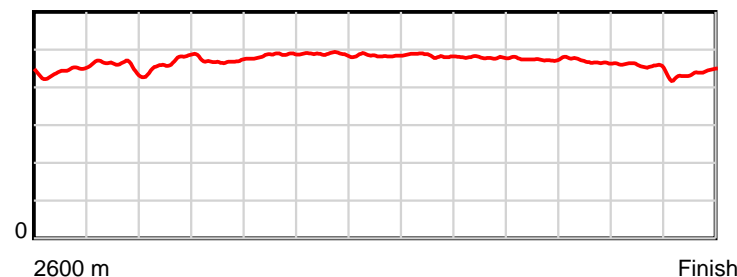
March 22, 2023, Race 6, NZB AIRFREIGHT MOBILE PACE, Distance 2600m, Addington - Survey 3200m

Result	TAB no.	Horse (Barrier)	2200m to	2000m to	1800m to	1600m to	1400m to	1200m to	1000m to	800m to	600m to	400m to	200m to	Total or	Margin
5th	3	Lifes A Cabare... (4)	2000m	1800m	1600m	1400m	1200m	1000m	800m	600m	400m	200m	WP	Average	
		Position in running (margin)	3(2.8)	1(0.0)	2(2.4)	2(2.3)	2(2.5)	3(2.0)	3(2.2)	3(1.9)	3(1.7)	3(2.0)	4(2.5)		3.90
		Sectional time (s)	15.02	15.87	16.39	16.01	15.30	15.32	15.41	15.08	15.11	14.40	14.03		
		Cumulative time (s)	167.94	152.92	137.05	120.66	104.65	89.35	74.03	58.62	43.54	28.43	14.03	3:15.56	
		Speed (m/s)	13.32	12.60	12.20	12.49	13.07	13.05	12.98	13.26	13.24	13.89	14.26	13.29	
		Stride length (m)	6.20	5.92	5.92	6.09	6.33	6.31	6.21	6.29	6.20	6.32	6.24	6.23	
		Stride duration (s)	0.465	0.470	0.485	0.488	0.484	0.483	0.479	0.474	0.469	0.455	0.437	0.469	
		Stride efficiency (%)	60.00	54.84	54.74	58.05	62.60	62.23	60.25	61.82	60.13	62.44	60.76	60.69	
		Stride count	32.28	33.76	33.79	32.81	31.60	31.69	32.21	31.80	32.24	31.64	32.07	417.21	

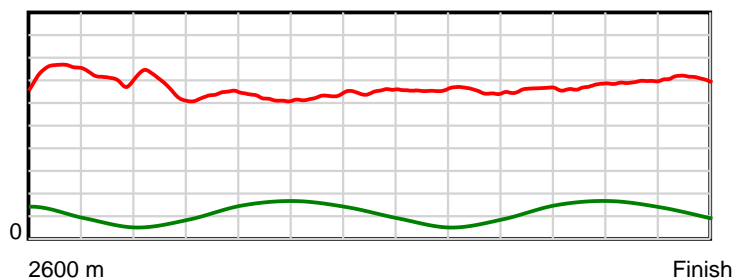
10 m Stride length



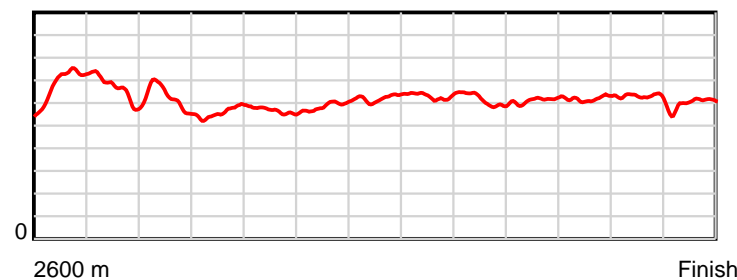
0.6 s Stride duration



20 m/sec Speed



100 % Stride efficiency



Note: Horizontal distance axis grid lines are 200m furlongs.

Disclaimer.

HRNZ and NZMTC and Thoroughbred Ratings Pty Ltd accepts no responsibility for the completeness or accuracy of any of the information contained herein, and makes no representations about its suitability for any particular purpose. Users should make their own judgements about those matters and/or seek independent advice. You assume all risks associated with use of the data provided on this page.



Race Results



March 22, 2023, Race 6, NZB AIRFREIGHT MOBILE PACE, Distance 2600m, Addington - Survey 3200m

Result	TAB no.	Horse (Barrier)	2600 to	2400m to
6th	7	Tyke (8)	2400m	2200m
		Position in running (margin)	-	9(9.1)
		Sectional time (s)	14.49	14.84
		Cumulative time (s)	196.08	181.59
		Speed (m/s)	13.80	13.48
		Stride length (m)	5.95	5.77
		Stride duration (s)	0.426	0.428
		Stride efficiency (%)	55.31	52.08
		Stride count	33.62	34.64

Disclaimer.

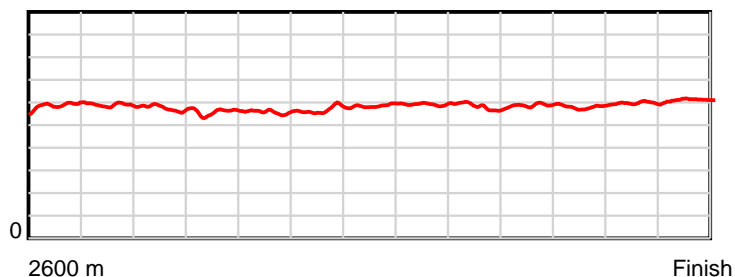
HRNZ and NZMTC and Thoroughbred Ratings Pty Ltd accepts no responsibility for the completeness or accuracy of any of the information contained herein, and makes no representations about its suitability for any particular purpose. Users should make their own judgements about those matters and/or seek independent advice. You assume all risks associated with use of the data provided on this page.

Race Results

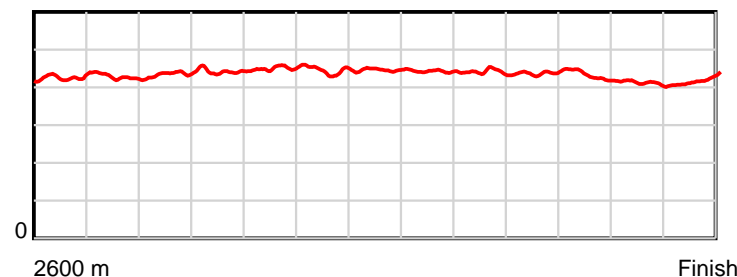
March 22, 2023, Race 6, NZB AIRFREIGHT MOBILE PACE, Distance 2600m, Addington - Survey 3200m

Result	TAB no.	Horse (Barrier)	2200m to	2000m to	1800m to	1600m to	1400m to	1200m to	1000m to	800m to	600m to	400m to	200m to	Total or	Margin
6th	7	Tyke (8)	2000m	1800m	1600m	1400m	1200m	1000m	800m	600m	400m	200m	WP	Average	
		Position in running (margin)	10(12.2)	9(10.6)	10(13.0)	10(11.9)	11(10.2)	10(9.2)	11(9.4)	10(9.7)	10(8.6)	10(9.2)	8(7.2)		6.80
		Sectional time (s)	15.20	15.88	16.22	15.69	15.22	15.32	15.52	14.92	15.17	13.99	13.62		
		Cumulative time (s)	166.75	151.55	135.67	119.45	103.76	88.54	73.22	57.70	42.78	27.61	13.62	3:16.08	
		Speed (m/s)	13.16	12.59	12.33	12.75	13.14	13.05	12.89	13.40	13.18	14.30	14.68	13.26	
		Stride length (m)	5.71	5.58	5.55	5.69	5.86	5.78	5.68	5.88	5.67	5.88	6.16	5.78	
		Stride duration (s)	0.434	0.443	0.450	0.446	0.446	0.442	0.441	0.438	0.430	0.411	0.420	0.436	
		Stride efficiency (%)	51.00	48.64	48.06	50.53	53.62	52.13	50.37	53.98	50.27	54.04	59.36	52.14	
		Stride count	35.01	35.85	36.06	35.17	34.14	34.63	35.23	34.03	35.26	34.01	32.45	450.10	

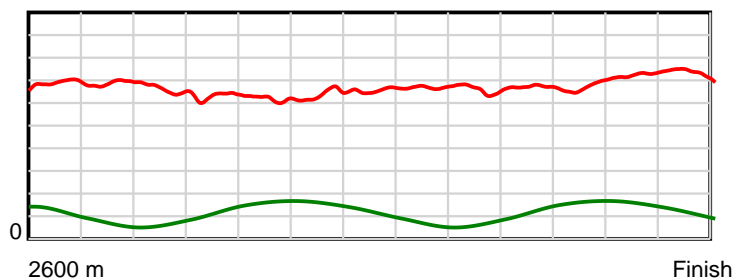
10 m Stride length



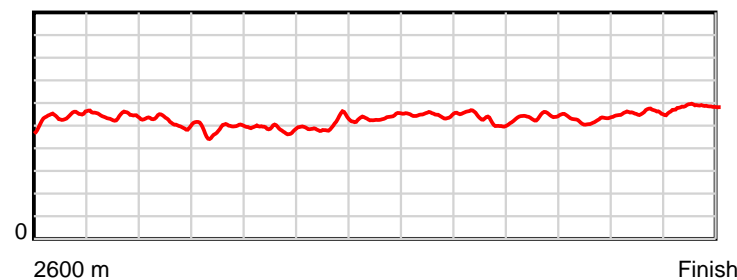
0.6 s Stride duration



20 m/sec Speed



100 % Stride efficiency



Note: Horizontal distance axis grid lines are 200m furlongs.

Disclaimer.

HRNZ and NZMTC and Thoroughbred Ratings Pty Ltd accepts no responsibility for the completeness or accuracy of any of the information contained herein, and makes no representations about its suitability for any particular purpose. Users should make their own judgements about those matters and/or seek independent advice. You assume all risks associated with use of the data provided on this page.



Race Results



March 22, 2023, Race 6, NZB AIRFREIGHT MOBILE PACE, Distance 2600m, Addington - Survey 3200m

Result	TAB no.	Horse (Barrier)	2600 to	2400m to
7th	4	Bono Brown (5)	2400m	2200m
		Position in running (margin)	-	5(5.5)
		Sectional time (s)	13.83	14.19
		Cumulative time (s)	196.30	182.47
		Speed (m/s)	14.46	14.09
		Stride length (m)	12.38	29.14
		Stride duration (s)	0.845	2.067
		Stride efficiency (%)	239.58	1326.71
		Stride count	16.15	6.86

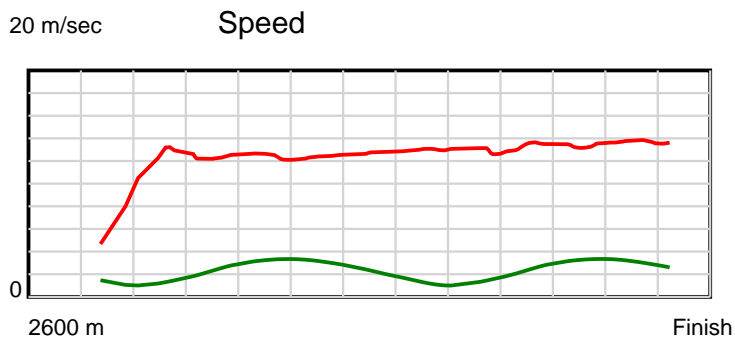
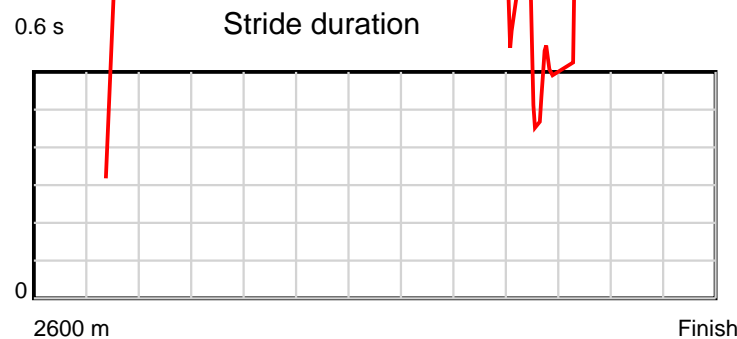
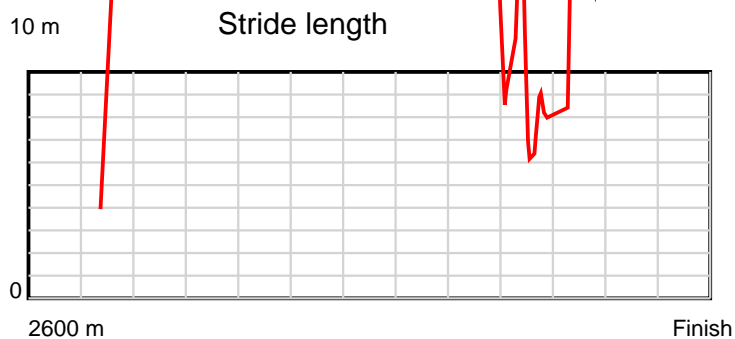
Disclaimer.

HRNZ and NZMTC and Thoroughbred Ratings Pty Ltd accepts no responsibility for the completeness or accuracy of any of the information contained herein, and makes no representations about its suitability for any particular purpose. Users should make their own judgements about those matters and/or seek independent advice. You assume all risks associated with use of the data provided on this page.

Race Results

March 22, 2023, Race 6, NZB AIRFREIGHT MOBILE PACE, Distance 2600m, Addington - Survey 3200m

Result	TAB no.	Horse (Barrier)	2200m to	2000m to	1800m to	1600m to	1400m to	1200m to	1000m to	800m to	600m to	400m to	200m to	Total or	Margin
7th	4	Bono Brown (5)	2000m	1800m	1600m	1400m	1200m	1000m	800m	600m	400m	200m	WP	Average	
		Position in running (margin)	4(4.8)	5(5.9)	6(8.6)	6(7.9)	8(7.9)	8(7.3)	9(7.9)	9(8.8)	9(7.4)	9(7.6)	10(8.6)		8.00
		Sectional time (s)	15.66	15.91	16.30	15.99	15.28	15.38	15.62	14.89	15.08	14.51	13.66		
		Cumulative time (s)	168.28	152.62	136.71	120.41	104.42	89.14	73.76	58.14	43.25	28.17	13.66	3:16.30	
		Speed (m/s)	12.77	12.57	12.27	12.51	13.09	13.00	12.80	13.43	13.26	13.78	14.64	13.24	
		Stride length (m)	17.18	6.79	8.67	12.08	8.77	15.69	11.29	7.79	10.55	10.56	23.63	11.35	
		Stride duration (s)	1.345	0.541	0.707	0.965	0.670	1.206	0.882	0.580	0.796	0.766	1.614	0.857	
		Stride efficiency (%)	461.18	72.11	117.58	227.96	120.10	384.58	199.36	94.87	173.91	174.33	872.66	201.42	
		Stride count	11.64	29.44	23.06	16.56	22.81	12.75	17.71	25.67	18.96	8.46	229.01		



Note: Horizontal distance axis grid lines are 200m furlongs.

Disclaimer.

HRNZ and NZMTC and Thoroughbred Ratings Pty Ltd accepts no responsibility for the completeness or accuracy of any of the information contained herein, and makes no representations about its suitability for any particular purpose. Users should make their own judgements about those matters and/or seek independent advice. You assume all risks associated with use of the data provided on this page.



Race Results



March 22, 2023, Race 6, NZB AIRFREIGHT MOBILE PACE, Distance 2600m, Addington - Survey 3200m

Result	TAB no.	Horse (Barrier)	2600 to	2400m to
8th	6	Strike Me Hand... (7)	2400m	2200m
		Position in running (margin)	-	6(6.3)
		Sectional time (s)	13.58	14.67
		Cumulative time (s)	196.82	183.24
		Speed (m/s)	14.72	13.63
		Stride length (m)	6.44	6.27
		Stride duration (s)	0.446	0.460
		Stride efficiency (%)	64.72	61.35
		Stride count	31.08	31.92

Disclaimer.

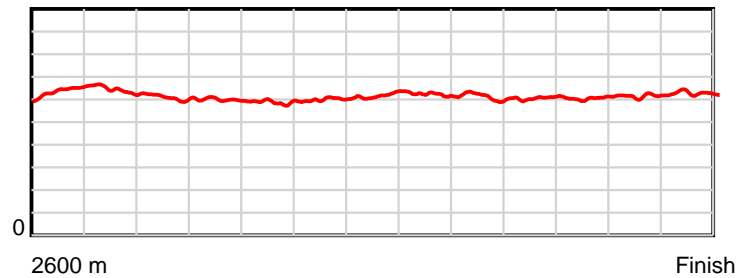
HRNZ and NZMTC and Thoroughbred Ratings Pty Ltd accepts no responsibility for the completeness or accuracy of any of the information contained herein, and makes no representations about its suitability for any particular purpose. Users should make their own judgements about those matters and/or seek independent advice. You assume all risks associated with use of the data provided on this page.

Race Results

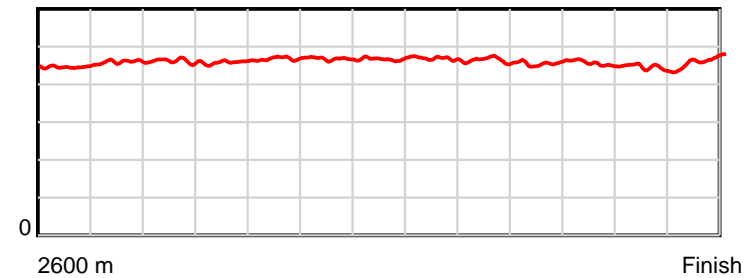
March 22, 2023, Race 6, NZB AIRFREIGHT MOBILE PACE, Distance 2600m, Addington - Survey 3200m

Result	TAB no.	Horse (Barrier)	2200m to	2000m to	1800m to	1600m to	1400m to	1200m to	1000m to	800m to	600m to	400m to	200m to	Total or	Margin
8th	6	Strike Me Hand... (7)	2000m	1800m	1600m	1400m	1200m	1000m	800m	600m	400m	200m	WP	Average	
		Position in running (margin)	6(8.4)	6(7.7)	5(6.7)	5(6.0)	5(5.6)	4(3.7)	4(3.5)	4(3.3)	4(2.6)	5(4.5)	7(6.6)		10.90
		Sectional time (s)	15.37	15.29	16.30	15.91	15.08	15.24	15.44	14.99	15.37	14.68	14.90		
		Cumulative time (s)	168.57	153.20	137.91	121.61	105.70	90.62	75.38	59.94	44.95	29.58	14.90	3:16.82	
		Speed (m/s)	13.01	13.08	12.27	12.57	13.26	13.12	12.95	13.34	13.01	13.62	13.42	13.21	
		Stride length (m)	6.02	5.99	5.74	5.88	6.20	6.13	6.01	6.09	5.91	6.04	6.26	6.07	
		Stride duration (s)	0.462	0.458	0.468	0.467	0.467	0.467	0.464	0.456	0.455	0.443	0.467	0.459	
		Stride efficiency (%)	56.56	56.11	51.53	53.95	60.04	58.71	56.41	57.88	54.66	57.06	61.30	57.56	
		Stride count	33.24	33.38	34.83	34.04	32.26	32.63	33.29	32.86	33.82	33.10	31.93	428.38	

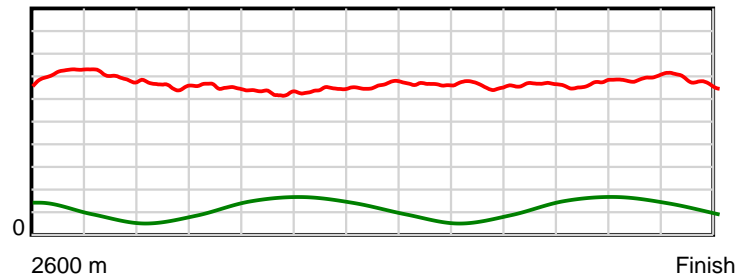
10 m Stride length



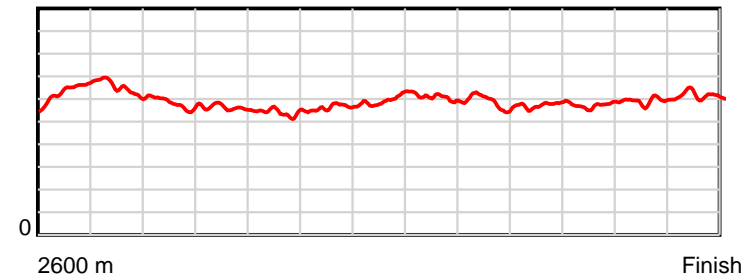
0.6 s Stride duration



20 m/sec Speed



100 % Stride efficiency



Note: Horizontal distance axis grid lines are 200m furlongs.

Disclaimer.

HRNZ and NZMTC and Thoroughbred Ratings Pty Ltd accepts no responsibility for the completeness or accuracy of any of the information contained herein, and makes no representations about its suitability for any particular purpose. Users should make their own judgements about those matters and/or seek independent advice. You assume all risks associated with use of the data provided on this page.



Race Results



March 22, 2023, Race 6, NZB AIRFREIGHT MOBILE PACE, Distance 2600m, Addington - Survey 3200m

Result	TAB no.	Horse (Barrier)	2600 to	2400m to
9th	11	All Too Well (0)	2400m	2200m
		Position in running (margin)	-	11(11.3)
		Sectional time (s)	14.53	14.17
		Cumulative time (s)	197.08	182.55
		Speed (m/s)	13.76	14.11
		Stride length (m)	6.40	6.46
		Stride duration (s)	0.453	0.458
		Stride efficiency (%)	63.97	65.24
		Stride count	31.26	30.95

Disclaimer.

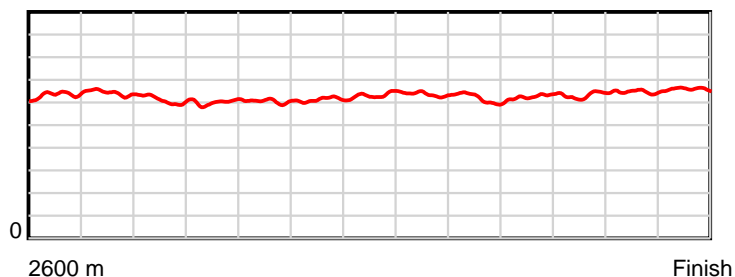
HRNZ and NZMTC and Thoroughbred Ratings Pty Ltd accepts no responsibility for the completeness or accuracy of any of the information contained herein, and makes no representations about its suitability for any particular purpose. Users should make their own judgements about those matters and/or seek independent advice. You assume all risks associated with use of the data provided on this page.

Race Results

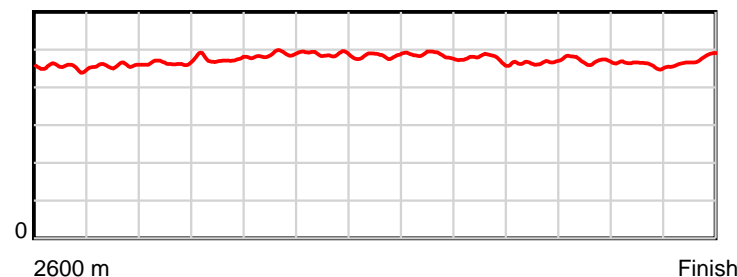
March 22, 2023, Race 6, NZB AIRFREIGHT MOBILE PACE, Distance 2600m, Addington - Survey 3200m

Result	TAB no.	Horse (Barrier)	2200m to	2000m to	1800m to	1600m to	1400m to	1200m to	1000m to	800m to	600m to	400m to	200m to	Total or	Margin
9th	11	All Too Well (0)	2000m	1800m	1600m	1400m	1200m	1000m	800m	600m	400m	200m	WP	Average	
		Position in running (margin)	7(10.5)	7(8.9)	8(11.0)	9(10.5)	10(10.1)	11(9.9)	10(9.3)	11(10.8)	11(9.4)	11(10.0)	11(9.7)		12.30
		Sectional time (s)	15.23	15.80	16.33	15.91	15.35	15.19	15.71	14.89	15.15	14.28	14.54		
		Cumulative time (s)	168.38	153.15	137.35	121.02	105.11	89.76	74.57	58.86	43.97	28.82	14.54	3:17.08	
		Speed (m/s)	13.13	12.66	12.25	12.57	13.03	13.17	12.73	13.43	13.20	14.01	13.76	13.19	
		Stride length (m)	6.09	6.02	5.95	6.15	6.30	6.40	6.06	6.26	6.22	6.46	6.51	6.25	
		Stride duration (s)	0.464	0.476	0.486	0.489	0.483	0.486	0.476	0.466	0.471	0.461	0.473	0.474	
		Stride efficiency (%)	57.97	56.63	55.41	59.05	61.96	63.93	57.32	61.29	60.53	65.12	66.21	60.98	
		Stride count	32.84	33.22	33.59	32.53	31.76	31.27	33.02	31.94	32.13	30.98	30.73	416.22	

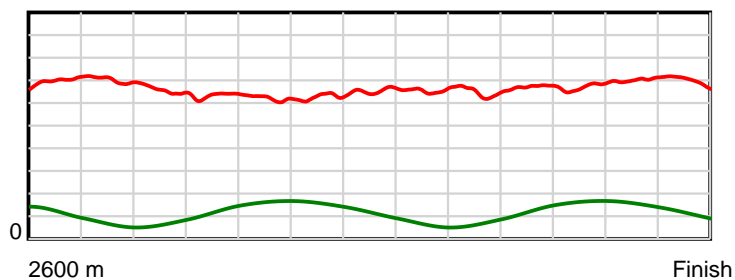
10 m Stride length



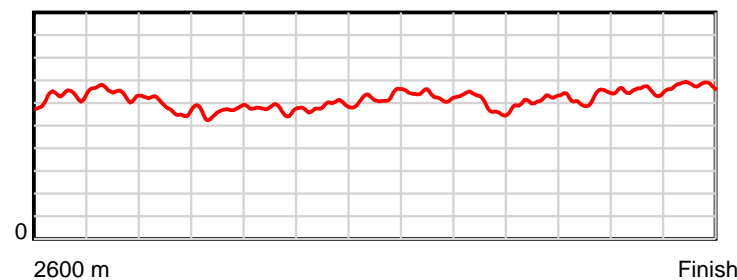
0.6 s Stride duration



20 m/sec Speed



100 % Stride efficiency



Note: Horizontal distance axis grid lines are 200m furlongs.

Disclaimer.

HRNZ and NZMTC and Thoroughbred Ratings Pty Ltd accepts no responsibility for the completeness or accuracy of any of the information contained herein, and makes no representations about its suitability for any particular purpose. Users should make their own judgements about those matters and/or seek independent advice. You assume all risks associated with use of the data provided on this page.



Race Results



March 22, 2023, Race 6, NZB AIRFREIGHT MOBILE PACE, Distance 2600m, Addington - Survey 3200m

Result	TAB no.	Horse (Barrier)	2600 to	2400m to
10th	5	The Welsh Drag... (6)	2400m	2200m
		Position in running (margin)	-	4(4.6)
		Sectional time (s)	13.55	14.38
		Cumulative time (s)	197.34	183.79
		Speed (m/s)	14.76	13.91
		Stride length (m)	6.36	6.26
		Stride duration (s)	0.432	0.450
		Stride efficiency (%)	63.13	61.26
		Stride count	31.47	31.94

Disclaimer.

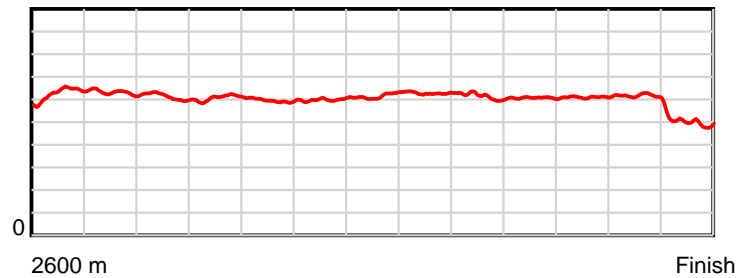
HRNZ and NZMTC and Thoroughbred Ratings Pty Ltd accepts no responsibility for the completeness or accuracy of any of the information contained herein, and makes no representations about its suitability for any particular purpose. Users should make their own judgements about those matters and/or seek independent advice. You assume all risks associated with use of the data provided on this page.

Race Results

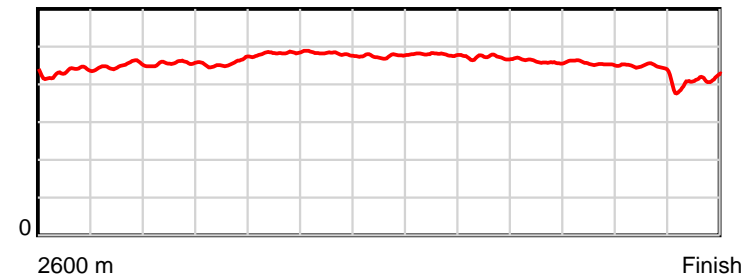
March 22, 2023, Race 6, NZB AIRFREIGHT MOBILE PACE, Distance 2600m, Addington - Survey 3200m

Result	TAB no.	Horse (Barrier)	2200m to	2000m to	1800m to	1600m to	1400m to	1200m to	1000m to	800m to	600m to	400m to	200m to	Total or	Margin
10th	5	The Welsh Drag... (6)	2000m	1800m	1600m	1400m	1200m	1000m	800m	600m	400m	200m	WP	Average	
		Position in running (margin)	5(5.0)	3(2.3)	1(0.0)	1(0.0)	1(0.0)	1(0.0)	1(0.0)	1(0.0)	1(0.0)	1(0.0)	2(0.7)		13.80
		Sectional time (s)	15.04	15.08	16.42	15.97	15.39	15.28	15.47	15.11	15.06	14.45	16.14		
		Cumulative time (s)	169.41	154.37	139.29	122.87	106.90	91.51	76.23	60.76	45.65	30.59	16.14	3:17.34	
		Speed (m/s)	13.30	13.26	12.18	12.52	13.00	13.09	12.93	13.24	13.28	13.84	12.39	13.17	
		Stride length (m)	6.06	6.05	5.88	6.03	6.17	6.27	6.09	6.09	6.05	6.15	5.03	6.02	
		Stride duration (s)	0.456	0.456	0.483	0.482	0.475	0.479	0.471	0.460	0.455	0.444	0.406	0.457	
		Stride efficiency (%)	57.46	57.27	54.04	56.80	59.57	61.43	58.03	58.02	57.13	59.11	39.59	56.64	
		Stride count	32.98	33.04	34.01	33.17	32.39	31.90	32.82	32.82	33.08	32.52	39.73	431.87	

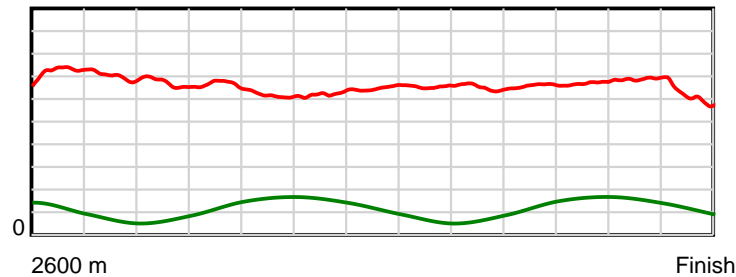
10 m Stride length



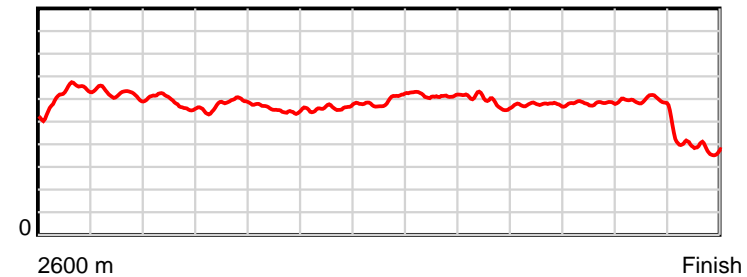
0.6 s Stride duration



20 m/sec Speed



100 % Stride efficiency



Note: Horizontal distance axis grid lines are 200m furlongs.

Disclaimer.

HRNZ and NZMTC and Thoroughbred Ratings Pty Ltd accepts no responsibility for the completeness or accuracy of any of the information contained herein, and makes no representations about its suitability for any particular purpose. Users should make their own judgements about those matters and/or seek independent advice. You assume all risks associated with use of the data provided on this page.



Race Results



March 22, 2023, Race 6, NZB AIRFREIGHT MOBILE PACE, Distance 2600m, Addington - Survey 3200m

Result	TAB no.	Horse (Barrier)	2600 to	2400m to
11th	1	Hanoi Franco (2)	2400m	2200m
		Position in running (margin)	-	2(0.7)
		Sectional time (s)	12.89	14.46
		Cumulative time (s)	198.23	185.34
		Speed (m/s)	15.51	13.83
		Stride length (m)	6.06	5.97
		Stride duration (s)	0.395	0.431
		Stride efficiency (%)	57.35	55.64
		Stride count	33.01	33.52

Disclaimer.

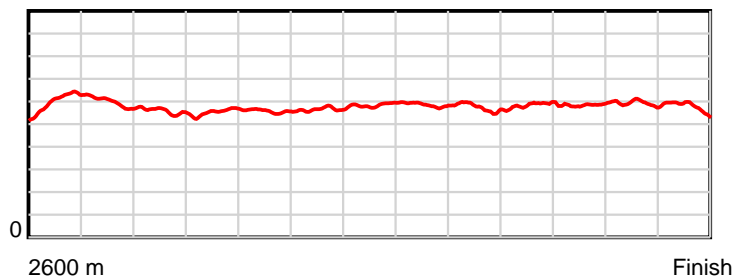
HRNZ and NZMTC and Thoroughbred Ratings Pty Ltd accepts no responsibility for the completeness or accuracy of any of the information contained herein, and makes no representations about its suitability for any particular purpose. Users should make their own judgements about those matters and/or seek independent advice. You assume all risks associated with use of the data provided on this page.

Race Results

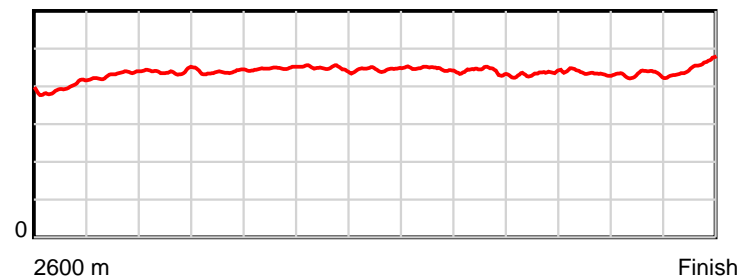
March 22, 2023, Race 6, NZB AIRFREIGHT MOBILE PACE, Distance 2600m, Addington - Survey 3200m

Result	TAB no.	Horse (Barrier)	2200m to	2000m to	1800m to	1600m to	1400m to	1200m to	1000m to	800m to	600m to	400m to	200m to	Total or	Margin
11th	1	Hanoi Franco (2)	2000m	1800m	1600m	1400m	1200m	1000m	800m	600m	400m	200m	WP	Average	
		Position in running (margin)	2(1.6)	4(3.9)	4(6.5)	4(5.8)	4(5.5)	6(5.4)	7(5.8)	7(6.4)	7(5.4)	6(5.7)	9(7.4)		18.70
		Sectional time (s)	15.86	15.91	16.30	15.92	15.38	15.35	15.57	14.94	15.11	14.62	15.92		
		Cumulative time (s)	170.88	155.02	139.11	122.81	106.89	91.51	76.16	60.59	45.65	30.54	15.92	3:18.23	
		Speed (m/s)	12.61	12.57	12.27	12.56	13.00	13.03	12.85	13.39	13.24	13.68	12.56	13.12	
		Stride length (m)	5.54	5.52	5.49	5.63	5.79	5.83	5.65	5.78	5.77	5.90	5.69	5.73	
		Stride duration (s)	0.439	0.439	0.447	0.448	0.445	0.447	0.440	0.432	0.436	0.431	0.453	0.437	
		Stride efficiency (%)	47.93	47.56	47.02	49.51	52.40	53.02	49.93	52.25	52.01	54.42	50.64	51.38	
		Stride count	36.11	36.25	36.46	35.53	34.54	34.33	35.38	34.59	34.67	33.89	35.13	453.41	

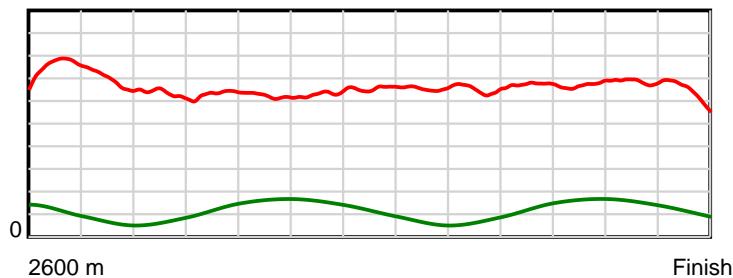
10 m Stride length



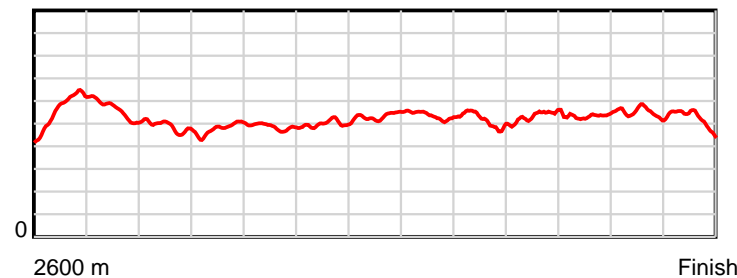
0.6 s Stride duration



20 m/sec Speed



100 % Stride efficiency



Note: Horizontal distance axis grid lines are 200m furlongs.

Disclaimer.

HRNZ and NZMTC and Thoroughbred Ratings Pty Ltd accepts no responsibility for the completeness or accuracy of any of the information contained herein, and makes no representations about its suitability for any particular purpose. Users should make their own judgements about those matters and/or seek independent advice. You assume all risks associated with use of the data provided on this page.