



Race Results

NZ Metropolitan Trotting Club Inc, HRNZ, March 31, 2023

Compilation date: March 31, 2023, 6:57:04 PM (NZDT)

Copyright © 2023 HRNZ and NZMTC. All rights reserved.

Trademarks.

StrideMASTER is a registered trademark of Thoroughbred Ratings Pty Ltd.

Disclaimer.

HRNZ and NZMTC and Thoroughbred Ratings Pty Ltd accepts no responsibility for the completeness or accuracy of any of the information contained herein, and makes no representations about its suitability for any particular purpose. Users should make their own judgements about those matters and/or seek independent advice. You assume all risks associated with use of the data provided on this page.



Race Results



March 31, 2023, Race 4, HOUSE OF TRAVEL CHRISTCHURCH CITY HANDICAP TROT, Distance 2600m, Addington - Survey 3200m

Result	TAB no.	Horse (Barrier)	2600 to	2400m to
1st	6	Roydon Muscle (4)	2400m	2200m
		Position in running (margin)	-	9(9.5)
		Sectional time (s)	18.68	15.20
		Cumulative time (s)	197.94	179.26
		Speed (m/s)	10.71	13.16
		Stride length (m)	5.86	6.22
		Stride duration (s)	0.495	0.473
		Stride efficiency (%)	53.65	60.43
		Stride count	34.13	32.16

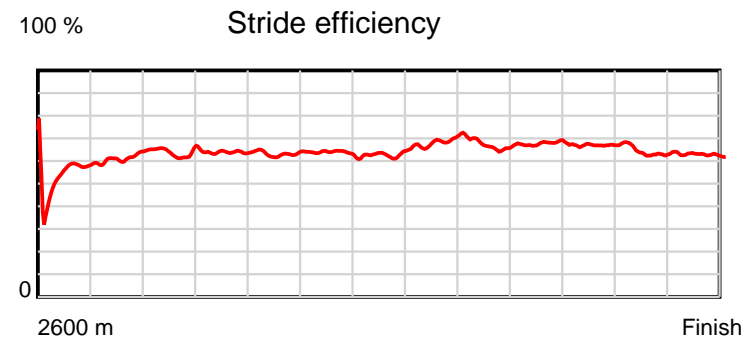
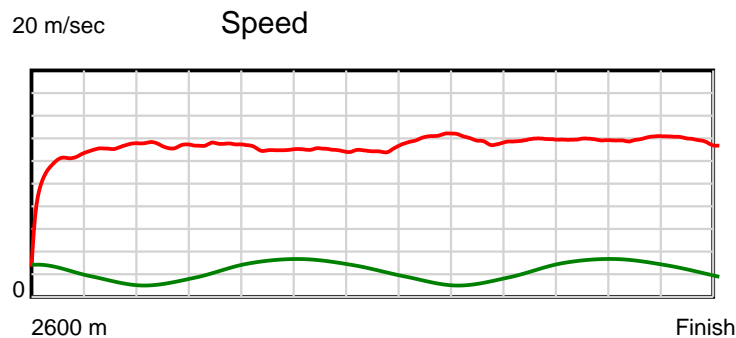
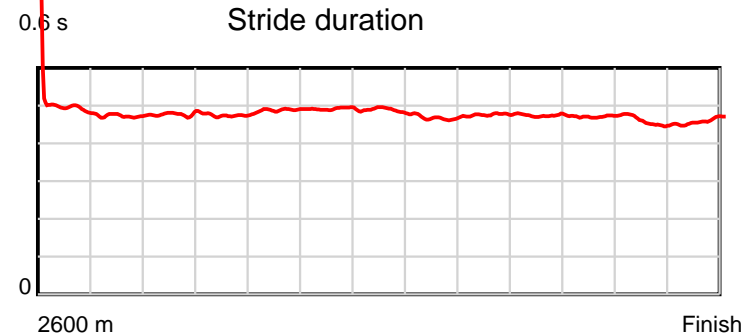
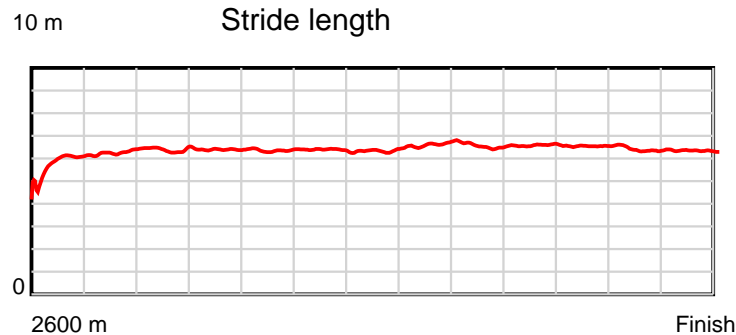
Disclaimer.

HRNZ and NZMTC and Thoroughbred Ratings Pty Ltd accepts no responsibility for the completeness or accuracy of any of the information contained herein, and makes no representations about its suitability for any particular purpose. Users should make their own judgements about those matters and/or seek independent advice. You assume all risks associated with use of the data provided on this page.

Race Results

March 31, 2023, Race 4, HOUSE OF TRAVEL CHRISTCHURCH CITY HANDICAP TROT, Distance 2600m, Addington - Survey 3200m

Result	TAB no.	Horse (Barrier)	2200m to	2000m to	1800m to	1600m to	1400m to	1200m to	1000m to	800m to	600m to	400m to	200m to	Total or	Margin
1st	6	Roydon Muscle (4)	2000m	1800m	1600m	1400m	1200m	1000m	800m	600m	400m	200m	WP	Average	
		Position in running (margin)	8(13.6)	8(15.9)	7(14.1)	7(10.9)	6(7.3)	4(4.1)	5(4.7)	4(3.8)	4(3.3)	4(3.6)	2(0.9)		0.00
		Sectional time (s)	15.20	14.78	15.59	15.53	15.31	14.33	14.93	14.47	14.76	14.60	14.56		
		Cumulative time (s)	164.06	148.86	134.08	118.49	102.96	87.65	73.32	58.39	43.92	29.16	14.56	3:17.94	
		Speed (m/s)	13.16	13.53	12.83	12.88	13.06	13.96	13.40	13.82	13.55	13.70	13.74	13.14	
		Stride length (m)	6.28	6.41	6.26	6.33	6.37	6.53	6.38	6.54	6.39	6.25	6.32	6.32	
		Stride duration (s)	0.477	0.474	0.488	0.491	0.488	0.468	0.476	0.473	0.472	0.456	0.460	0.481	
		Stride efficiency (%)	61.67	64.29	61.33	62.59	63.45	66.73	63.54	66.86	63.81	61.05	62.46	62.33	
		Stride count	31.84	31.18	31.92	31.60	31.39	30.60	31.37	30.57	31.30	32.00	31.63	411.69	



Note: Horizontal distance axis grid lines are 200m furlongs.

Disclaimer.

HRNZ and NZMTC and Thoroughbred Ratings Pty Ltd accepts no responsibility for the completeness or accuracy of any of the information contained herein, and makes no representations about its suitability for any particular purpose. Users should make their own judgements about those matters and/or seek independent advice. You assume all risks associated with use of the data provided on this page.



Race Results



March 31, 2023, Race 4, HOUSE OF TRAVEL CHRISTCHURCH CITY HANDICAP TROT, Distance 2600m, Addington - Survey 3200m

Result	TAB no.	Horse (Barrier)	2600 to	2400m to
2nd	13	Peregrine (5)	2400m	2200m
		Position in running (margin)	-	12(16.9)
		Sectional time (s)	20.03	15.10
		Cumulative time (s)	197.94	177.91
		Speed (m/s)	9.98	13.25
		Stride length (m)	6.11	6.29
		Stride duration (s)	0.480	0.475
		Stride efficiency (%)	58.28	61.75
		Stride count	32.75	31.82

Disclaimer.

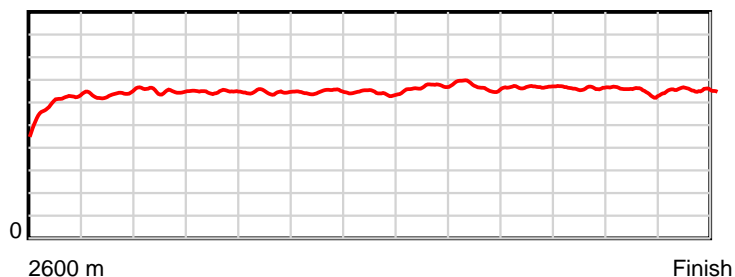
HRNZ and NZMTC and Thoroughbred Ratings Pty Ltd accepts no responsibility for the completeness or accuracy of any of the information contained herein, and makes no representations about its suitability for any particular purpose. Users should make their own judgements about those matters and/or seek independent advice. You assume all risks associated with use of the data provided on this page.

Race Results

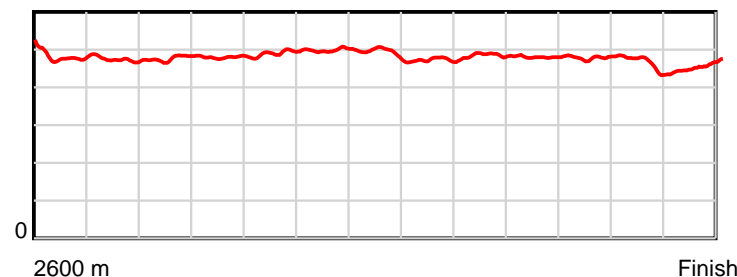
March 31, 2023, Race 4, HOUSE OF TRAVEL CHRISTCHURCH CITY HANDICAP TROT, Distance 2600m, Addington - Survey 3200m

Result	TAB no.	Horse (Barrier)	2200m to	2000m to	1800m to	1600m to	1400m to	1200m to	1000m to	800m to	600m to	400m to	200m to	Total or	Margin
2nd	13	Peregrine (5)	2000m	1800m	1600m	1400m	1200m	1000m	800m	600m	400m	200m	WP	Average	
		Position in running (margin)	11(20.5)	11(21.4)	11(19.4)	11(15.6)	11(11.8)	9(8.9)	8(8.8)	8(7.9)	8(7.2)	8(7.4)	8(4.0)		0.00
		Sectional time (s)	14.98	14.74	15.49	15.51	15.35	14.22	14.94	14.44	14.74	14.51	13.89		
		Cumulative time (s)	162.81	147.83	133.09	117.60	102.09	86.74	72.52	57.58	43.14	28.40	13.89	3:17.94	
		Speed (m/s)	13.35	13.57	12.91	12.89	13.03	14.06	13.39	13.85	13.57	13.78	14.40	13.14	
		Stride length (m)	6.36	6.51	6.33	6.44	6.41	6.65	6.49	6.66	6.50	6.33	6.58	6.43	
		Stride duration (s)	0.477	0.480	0.490	0.499	0.492	0.473	0.485	0.481	0.479	0.459	0.457	0.490	
		Stride efficiency (%)	63.28	66.28	62.66	64.72	64.24	69.09	65.89	69.24	66.00	62.63	67.59	64.64	
		Stride count	31.43	30.71	31.58	31.08	31.19	30.08	30.80	30.05	30.77	31.59	30.41	404.26	

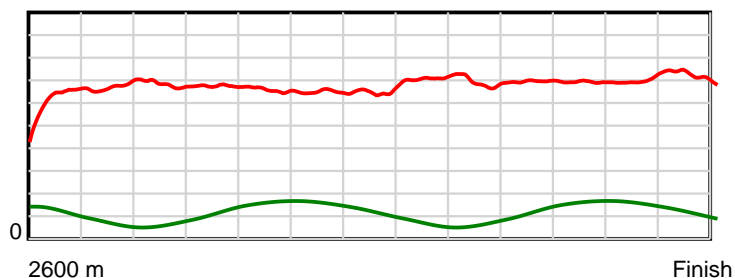
10 m Stride length



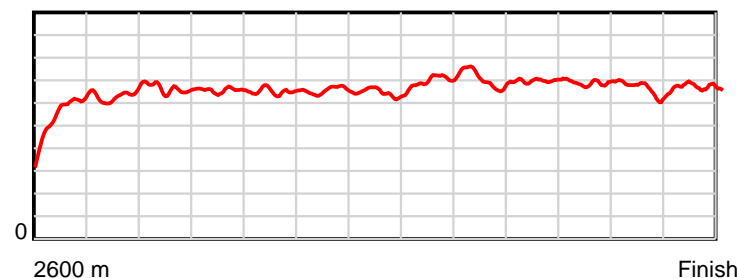
0.6 s Stride duration



20 m/sec Speed



100 % Stride efficiency



Note: Horizontal distance axis grid lines are 200m furlongs.

Disclaimer.

HRNZ and NZMTC and Thoroughbred Ratings Pty Ltd accepts no responsibility for the completeness or accuracy of any of the information contained herein, and makes no representations about its suitability for any particular purpose. Users should make their own judgements about those matters and/or seek independent advice. You assume all risks associated with use of the data provided on this page.



Race Results



March 31, 2023, Race 4, HOUSE OF TRAVEL CHRISTCHURCH CITY HANDICAP TROT, Distance 2600m, Addington - Survey 3200m

Result	TAB no.	Horse (Barrier)	2600 to	2400m to
3rd	9	The Bloss (11)	2400m	2200m
		Position in running (margin)	-	1(0.0)
		Sectional time (s)	17.19	14.51
		Cumulative time (s)	198.15	180.96
		Speed (m/s)	11.63	13.78
		Stride length (m)	5.66	6.11
		Stride duration (s)	0.433	0.443
		Stride efficiency (%)	50.05	58.33
		Stride count	35.34	32.74

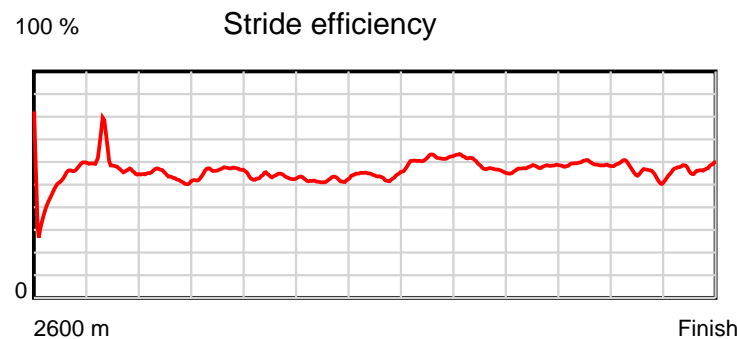
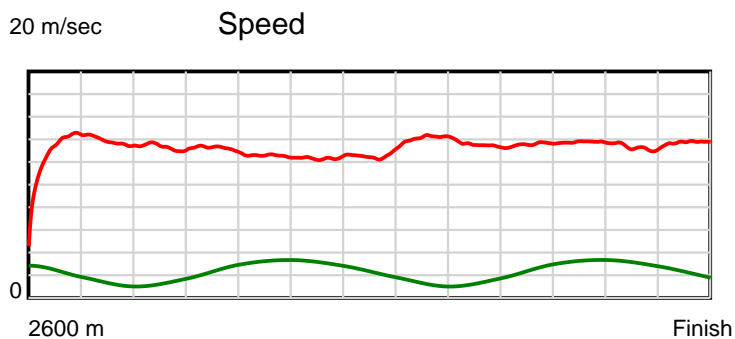
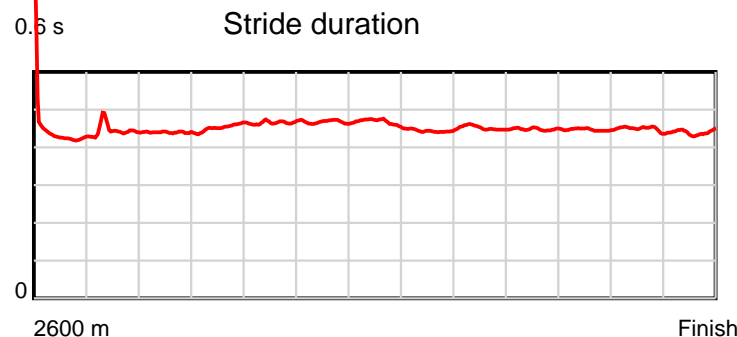
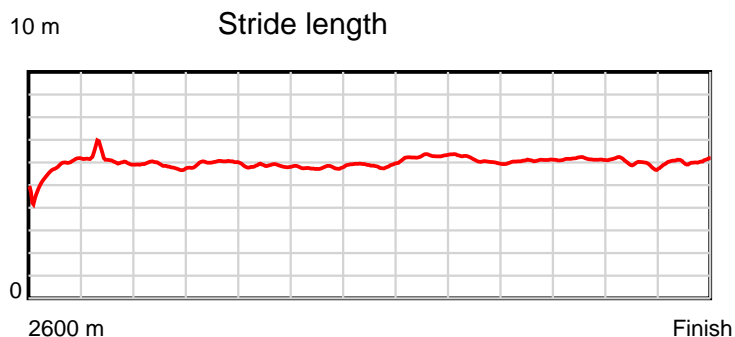
Disclaimer.

HRNZ and NZMTC and Thoroughbred Ratings Pty Ltd accepts no responsibility for the completeness or accuracy of any of the information contained herein, and makes no representations about its suitability for any particular purpose. Users should make their own judgements about those matters and/or seek independent advice. You assume all risks associated with use of the data provided on this page.

Race Results

March 31, 2023, Race 4, HOUSE OF TRAVEL CHRISTCHURCH CITY HANDICAP TROT, Distance 2600m, Addington - Survey 3200m

Result	TAB no.	Horse (Barrier)	2200m to	2000m to	1800m to	1600m to	1400m to	1200m to	1000m to	800m to	600m to	400m to	200m to	Total or	Margin
3rd	9	The Bloss (11)	2000m	1800m	1600m	1400m	1200m	1000m	800m	600m	400m	200m	WP	Average	
		Position in running (margin)	1(0.0)	2(1.7)	2(2.2)	2(2.1)	2(1.8)	3(2.1)	3(2.4)	3(2.0)	3(2.5)	3(2.3)	4(1.8)		1.10
		Sectional time (s)	15.10	15.17	16.11	16.09	15.88	14.29	15.01	14.64	14.67	14.99	14.50		
		Cumulative time (s)	166.45	151.35	136.18	120.07	103.98	88.10	73.81	58.80	44.16	29.49	14.50	3:18.15	
		Speed (m/s)	13.25	13.18	12.41	12.43	12.59	14.00	13.32	13.66	13.63	13.34	13.79	13.12	
		Stride length (m)	5.82	5.98	5.77	5.81	5.88	6.21	6.02	6.12	6.09	5.99	6.07	5.96	
		Stride duration (s)	0.439	0.453	0.465	0.467	0.467	0.444	0.452	0.448	0.447	0.449	0.440	0.454	
		Stride efficiency (%)	52.97	55.82	52.11	52.72	54.08	60.31	56.57	58.58	57.96	56.00	57.67	55.51	
		Stride count	34.35	33.46	34.63	34.43	34.00	32.19	33.24	32.67	32.84	33.41	32.92	436.22	



Note: Horizontal distance axis grid lines are 200m furlongs.

Disclaimer.

HRNZ and NZMTC and Thoroughbred Ratings Pty Ltd accepts no responsibility for the completeness or accuracy of any of the information contained herein, and makes no representations about its suitability for any particular purpose. Users should make their own judgements about those matters and/or seek independent advice. You assume all risks associated with use of the data provided on this page.



Race Results



March 31, 2023, Race 4, HOUSE OF TRAVEL CHRISTCHURCH CITY HANDICAP TROT, Distance 2600m, Addington - Survey 3200m

Result	TAB no.	Horse (Barrier)	2600 to	2400m to
4th	12	Royal Del (6)	2400m	2200m
		Position in running (margin)	-	11(13.9)
		Sectional time (s)	19.56	15.15
		Cumulative time (s)	198.30	178.74
		Speed (m/s)	10.22	13.20
		Stride length (m)	5.62	5.94
		Stride duration (s)	0.451	0.450
		Stride efficiency (%)	49.43	55.15
		Stride count	35.56	33.66

Disclaimer.

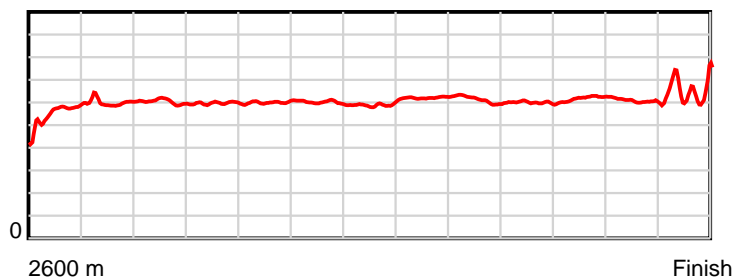
HRNZ and NZMTC and Thoroughbred Ratings Pty Ltd accepts no responsibility for the completeness or accuracy of any of the information contained herein, and makes no representations about its suitability for any particular purpose. Users should make their own judgements about those matters and/or seek independent advice. You assume all risks associated with use of the data provided on this page.

Race Results

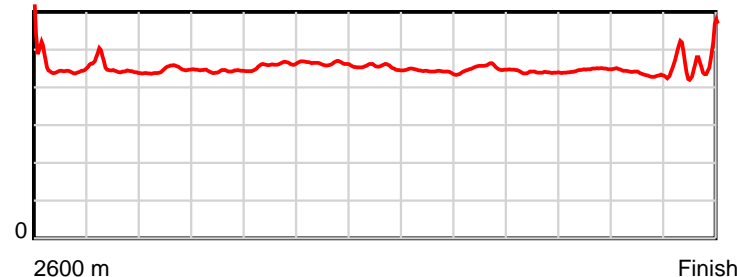
March 31, 2023, Race 4, HOUSE OF TRAVEL CHRISTCHURCH CITY HANDICAP TROT, Distance 2600m, Addington - Survey 3200m

Result	TAB no.	Horse (Barrier)	2200m to	2000m to	1800m to	1600m to	1400m to	1200m to	1000m to	800m to	600m to	400m to	200m to	Total or	Margin
4th	12	Royal Del (6)	2000m	1800m	1600m	1400m	1200m	1000m	800m	600m	400m	200m	WP	Average	
		Position in running (margin)	10(17.7)	10(18.8)	10(17.6)	9(13.4)	8(8.9)	6(5.8)	7(6.8)	7(6.7)	7(6.9)	6(5.1)	5(2.3)		1.90
		Sectional time (s)	15.00	14.88	15.41	15.38	15.34	14.40	15.06	14.60	14.39	14.61	14.52		
		Cumulative time (s)	163.59	148.59	133.71	118.30	102.92	87.58	73.18	58.12	43.52	29.13	14.52	3:18.30	
		Speed (m/s)	13.33	13.44	12.98	13.00	13.04	13.89	13.28	13.70	13.90	13.69	13.77	13.11	
		Stride length (m)	5.95	5.96	5.96	6.02	5.93	6.14	5.99	6.03	6.22	5.95	6.38	6.00	
		Stride duration (s)	0.446	0.444	0.459	0.463	0.454	0.443	0.451	0.440	0.447	0.435	0.464	0.458	
		Stride efficiency (%)	55.32	55.51	55.47	56.61	54.87	58.99	56.12	56.77	60.37	55.32	63.69	56.30	
		Stride count	33.61	33.56	33.57	33.23	33.75	32.55	33.37	33.18	32.18	33.61	31.33	433.16	

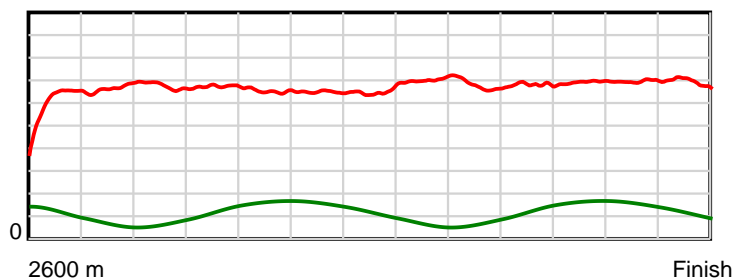
10 m Stride length



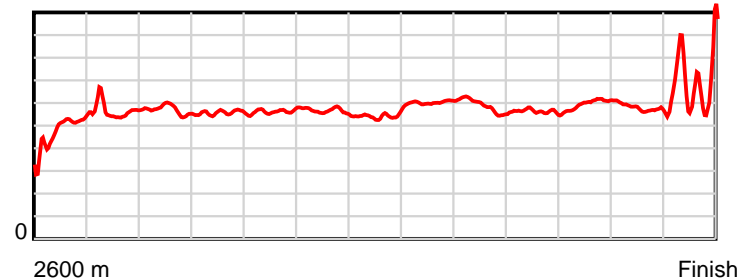
0.6 s Stride duration



20 m/sec Speed



100 % Stride efficiency



Note: Horizontal distance axis grid lines are 200m furlongs.

Disclaimer.

HRNZ and NZMTC and Thoroughbred Ratings Pty Ltd accepts no responsibility for the completeness or accuracy of any of the information contained herein, and makes no representations about its suitability for any particular purpose. Users should make their own judgements about those matters and/or seek independent advice. You assume all risks associated with use of the data provided on this page.



Race Results



March 31, 2023, Race 4, HOUSE OF TRAVEL CHRISTCHURCH CITY HANDICAP TROT, Distance 2600m, Addington - Survey 3200m

Result	TAB no.	Horse (Barrier)	2600 to	2400m to
5th	7	Maui (8)	2400m	2200m
		Position in running (margin)	-	5(3.2)
		Sectional time (s)	17.74	14.70
		Cumulative time (s)	198.34	180.60
		Speed (m/s)	11.27	13.61
		Stride length (m)	5.78	6.37
		Stride duration (s)	0.458	0.468
		Stride efficiency (%)	52.24	63.48
		Stride count	34.59	31.38

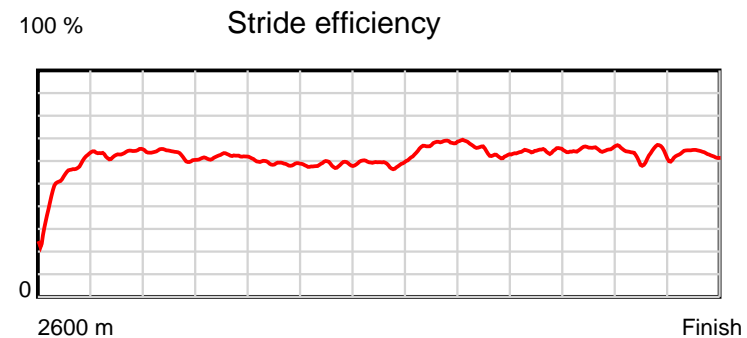
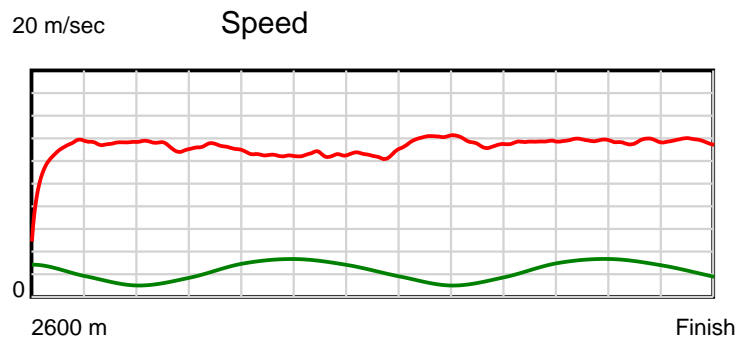
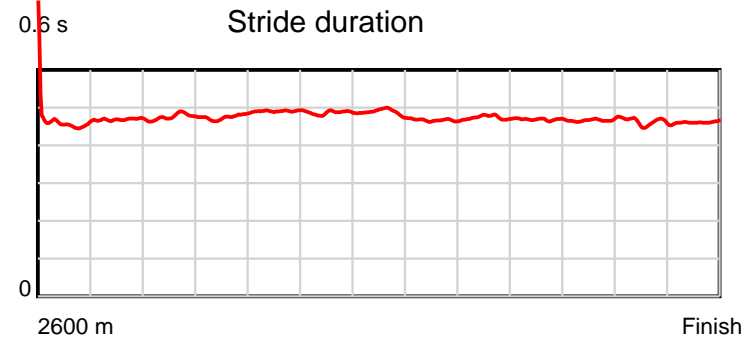
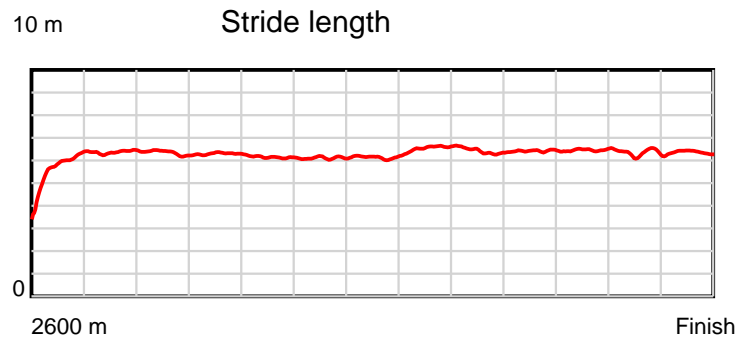
Disclaimer.

HRNZ and NZMTC and Thoroughbred Ratings Pty Ltd accepts no responsibility for the completeness or accuracy of any of the information contained herein, and makes no representations about its suitability for any particular purpose. Users should make their own judgements about those matters and/or seek independent advice. You assume all risks associated with use of the data provided on this page.

Race Results

March 31, 2023, Race 4, HOUSE OF TRAVEL CHRISTCHURCH CITY HANDICAP TROT, Distance 2600m, Addington - Survey 3200m

Result	TAB no.	Horse (Barrier)	2200m to	2000m to	1800m to	1600m to	1400m to	1200m to	1000m to	800m to	600m to	400m to	200m to	Total or	Margin
5th	7	Maui (8)	2000m	1800m	1600m	1400m	1200m	1000m	800m	600m	400m	200m	WP	Average	
		Position in running (margin)	4(4.3)	4(6.3)	4(6.8)	4(7.2)	5(6.1)	7(6.1)	6(6.5)	6(5.8)	6(5.9)	7(5.6)	6(3.0)		2.10
		Sectional time (s)	15.15	15.16	16.19	15.94	15.85	14.31	14.95	14.57	14.67	14.63	14.48		
		Cumulative time (s)	165.90	150.75	135.59	119.40	103.46	87.61	73.30	58.35	43.78	29.11	14.48	3:18.34	
		Speed (m/s)	13.20	13.19	12.35	12.55	12.62	13.98	13.38	13.73	13.63	13.67	13.81	13.11	
		Stride length (m)	6.28	6.27	6.07	6.10	6.16	6.52	6.34	6.43	6.37	6.32	6.38	6.25	
		Stride duration (s)	0.476	0.475	0.491	0.486	0.488	0.467	0.474	0.468	0.467	0.462	0.462	0.477	
		Stride efficiency (%)	61.56	61.37	57.55	58.12	59.29	66.41	62.87	64.53	63.36	62.34	63.62	61.12	
		Stride count	31.87	31.91	32.96	32.79	32.47	30.68	31.53	31.12	31.41	31.67	31.34	415.72	



Note: Horizontal distance axis grid lines are 200m furlongs.

Disclaimer.

HRNZ and NZMTC and Thoroughbred Ratings Pty Ltd accepts no responsibility for the completeness or accuracy of any of the information contained herein, and makes no representations about its suitability for any particular purpose. Users should make their own judgements about those matters and/or seek independent advice. You assume all risks associated with use of the data provided on this page.



Race Results



March 31, 2023, Race 4, HOUSE OF TRAVEL CHRISTCHURCH CITY HANDICAP TROT, Distance 2600m, Addington - Survey 3200m

Result	TAB no.	Horse (Barrier)	2600 to	2400m to
6th	2	Cormoran Strik... (7)	2400m	2200m
		Position in running (margin)	-	4(1.5)
		Sectional time (s)	17.32	14.62
		Cumulative time (s)	198.48	181.16
		Speed (m/s)	11.55	13.68
		Stride length (m)	5.35	6.20
		Stride duration (s)	0.468	0.453
		Stride efficiency (%)	44.81	60.04
		Stride count	37.35	32.27

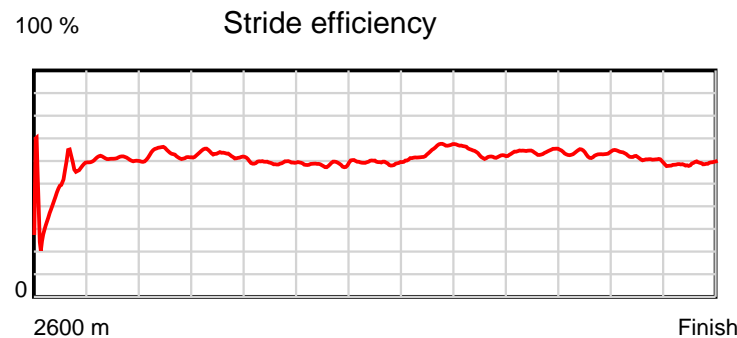
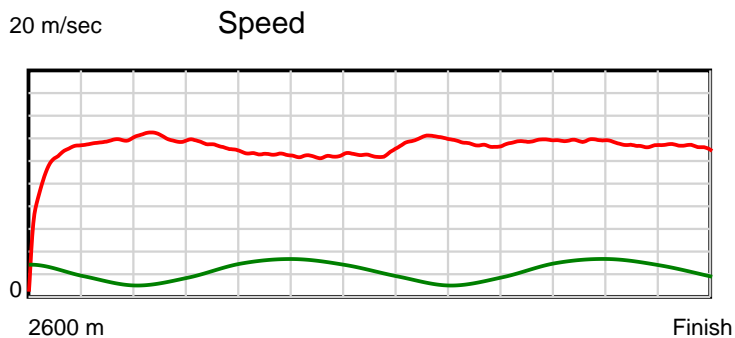
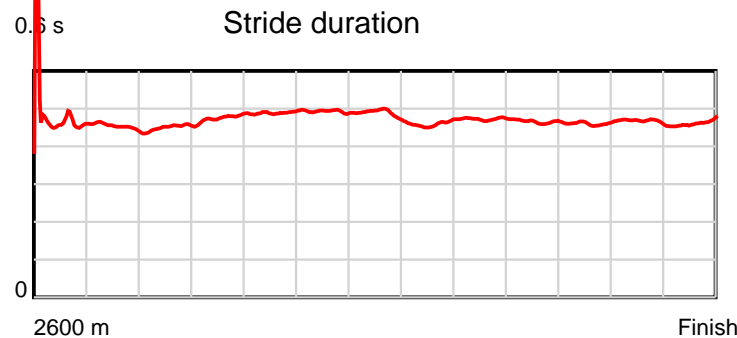
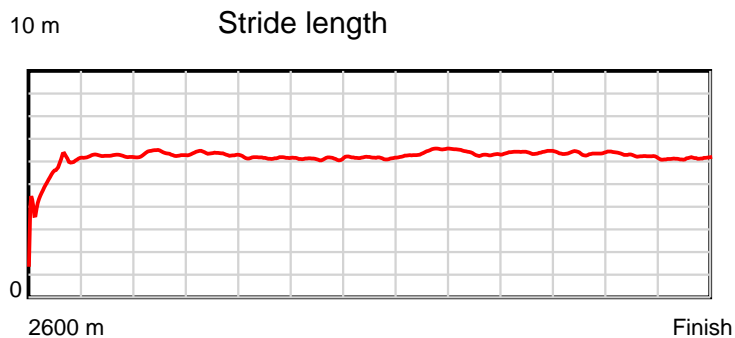
Disclaimer.

HRNZ and NZMTC and Thoroughbred Ratings Pty Ltd accepts no responsibility for the completeness or accuracy of any of the information contained herein, and makes no representations about its suitability for any particular purpose. Users should make their own judgements about those matters and/or seek independent advice. You assume all risks associated with use of the data provided on this page.

Race Results

March 31, 2023, Race 4, HOUSE OF TRAVEL CHRISTCHURCH CITY HANDICAP TROT, Distance 2600m, Addington - Survey 3200m

Result	TAB no.	Horse (Barrier)	2200m to	2000m to	1800m to	1600m to	1400m to	1200m to	1000m to	800m to	600m to	400m to	200m to	Total or	Margin
6th	2	Cormoran Strik... (7)	2000m	1800m	1600m	1400m	1200m	1000m	800m	600m	400m	200m	WP	Average	
		Position in running (margin)	2(2.2)	1(0.0)	1(0.0)	1(0.0)	1(0.0)	1(0.0)	1(0.0)	1(0.0)	1(0.0)	1(0.0)	1(0.0)		2.80
		Sectional time (s)	14.45	15.08	16.12	16.13	15.85	14.24	15.07	14.56	14.71	15.07	15.26		
		Cumulative time (s)	166.54	152.09	137.01	120.89	104.76	88.91	74.67	59.60	45.04	30.33	15.26	3:18.48	
		Speed (m/s)	13.84	13.26	12.41	12.40	12.62	14.04	13.27	13.74	13.60	13.27	13.11	13.10	
		Stride length (m)	6.23	6.32	6.07	6.11	6.15	6.45	6.27	6.39	6.27	6.19	6.07	6.15	
		Stride duration (s)	0.450	0.476	0.489	0.492	0.487	0.460	0.472	0.465	0.461	0.466	0.463	0.469	
		Stride efficiency (%)	60.60	62.35	57.51	58.28	59.16	65.10	61.40	63.85	61.36	59.91	57.58	59.04	
		Stride count	32.12	31.66	32.97	32.75	32.51	30.99	31.91	31.29	31.92	32.30	32.95	422.99	



Note: Horizontal distance axis grid lines are 200m furlongs.

Disclaimer.

HRNZ and NZMTC and Thoroughbred Ratings Pty Ltd accepts no responsibility for the completeness or accuracy of any of the information contained herein, and makes no representations about its suitability for any particular purpose. Users should make their own judgements about those matters and/or seek independent advice. You assume all risks associated with use of the data provided on this page.



Race Results



March 31, 2023, Race 4, HOUSE OF TRAVEL CHRISTCHURCH CITY HANDICAP TROT, Distance 2600m, Addington - Survey 3200m

Result	TAB no.	Horse (Barrier)	2600 to	2400m to
7th	1	Tedesco (3)	2400m	2200m
		Position in running (margin)	-	2(0.2)
		Sectional time (s)	17.04	14.85
		Cumulative time (s)	198.84	181.80
		Speed (m/s)	11.74	13.47
		Stride length (m)	5.45	6.02
		Stride duration (s)	0.468	0.447
		Stride efficiency (%)	46.37	56.65
		Stride count	36.72	33.22

Disclaimer.

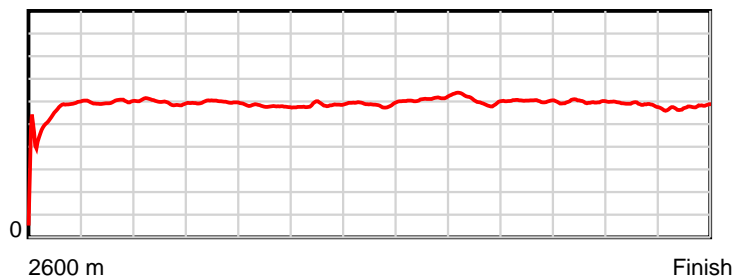
HRNZ and NZMTC and Thoroughbred Ratings Pty Ltd accepts no responsibility for the completeness or accuracy of any of the information contained herein, and makes no representations about its suitability for any particular purpose. Users should make their own judgements about those matters and/or seek independent advice. You assume all risks associated with use of the data provided on this page.

Race Results

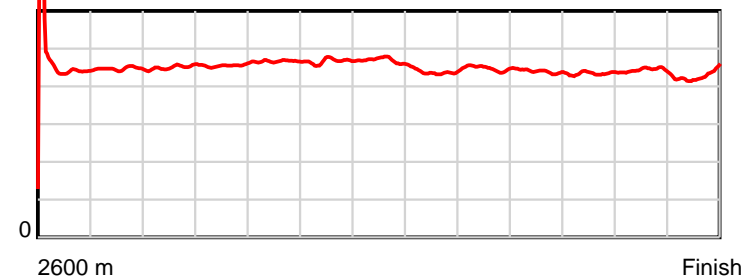
March 31, 2023, Race 4, HOUSE OF TRAVEL CHRISTCHURCH CITY HANDICAP TROT, Distance 2600m, Addington - Survey 3200m

Result	TAB no.	Horse (Barrier)	2200m to	2000m to	1800m to	1600m to	1400m to	1200m to	1000m to	800m to	600m to	400m to	200m to	Total or	Margin
7th	1	Tedesco (3)	2000m	1800m	1600m	1400m	1200m	1000m	800m	600m	400m	200m	WP	Average	
		Position in running (margin)	3(2.2)	3(4.1)	3(5.0)	3(5.5)	3(4.2)	5(4.2)	4(4.5)	5(3.9)	5(4.0)	5(3.9)	7(3.9)		4.70
		Sectional time (s)	15.13	15.23	16.20	15.93	15.85	14.28	14.98	14.57	14.70	15.06	15.02		
		Cumulative time (s)	166.95	151.82	136.59	120.39	104.46	88.61	74.33	59.35	44.78	30.08	15.02	3:18.84	
		Speed (m/s)	13.22	13.13	12.35	12.55	12.62	14.01	13.35	13.73	13.61	13.28	13.32	13.08	
		Stride length (m)	5.95	5.98	5.76	5.86	5.92	6.13	5.98	6.03	5.90	5.88	5.71	5.89	
		Stride duration (s)	0.450	0.455	0.466	0.467	0.469	0.438	0.448	0.440	0.434	0.443	0.429	0.450	
		Stride efficiency (%)	55.40	55.84	51.80	53.67	54.75	58.77	55.88	56.88	54.42	54.09	51.02	54.13	
		Stride count	33.59	33.46	34.74	34.13	33.79	32.61	33.45	33.15	33.89	33.99	35.00	441.74	

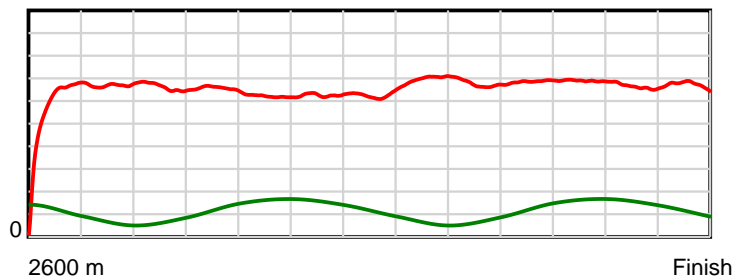
10 m Stride length



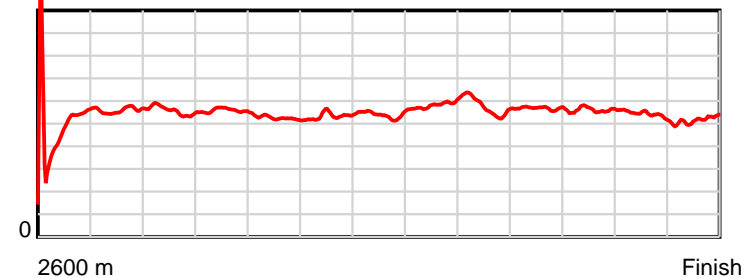
0.5 s Stride duration



20 m/sec Speed



100 % Stride efficiency



Note: Horizontal distance axis grid lines are 200m furlongs.

Disclaimer.

HRNZ and NZMTC and Thoroughbred Ratings Pty Ltd accepts no responsibility for the completeness or accuracy of any of the information contained herein, and makes no representations about its suitability for any particular purpose. Users should make their own judgements about those matters and/or seek independent advice. You assume all risks associated with use of the data provided on this page.



Race Results



March 31, 2023, Race 4, HOUSE OF TRAVEL CHRISTCHURCH CITY HANDICAP TROT, Distance 2600m, Addington - Survey 3200m

Result	TAB no.	Horse (Barrier)	2600 to	2400m to
8th	10	Zsa Zoe (12)	2400m	2200m
		Position in running (margin)	-	10(12.1)
		Sectional time (s)	19.08	15.12
		Cumulative time (s)	199.07	179.99
		Speed (m/s)	10.48	13.23
		Stride length (m)	5.68	6.12
		Stride duration (s)	0.472	0.463
		Stride efficiency (%)	50.38	58.50
		Stride count	35.22	32.69

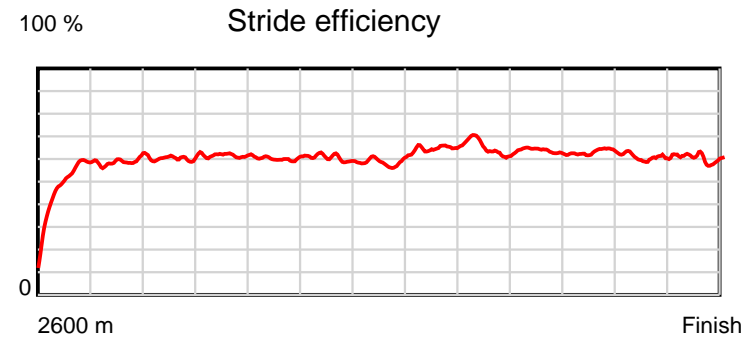
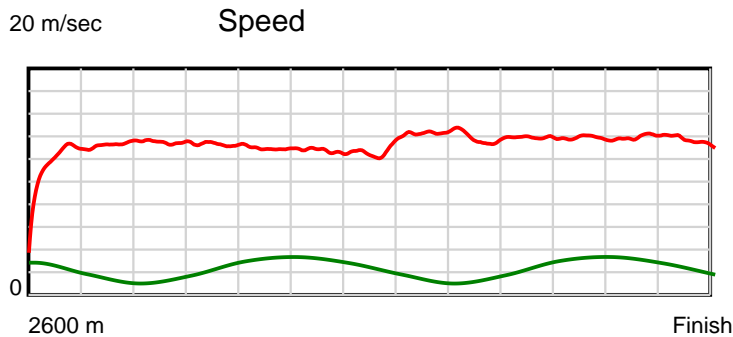
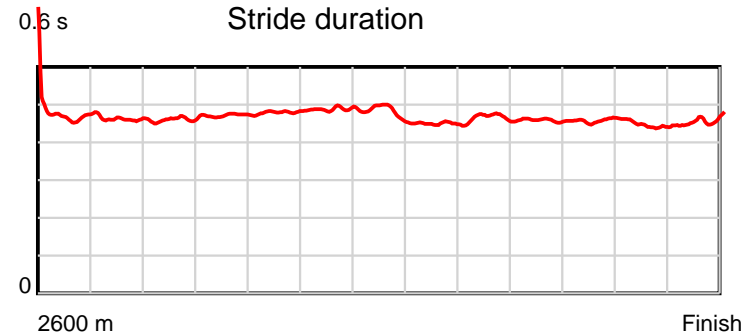
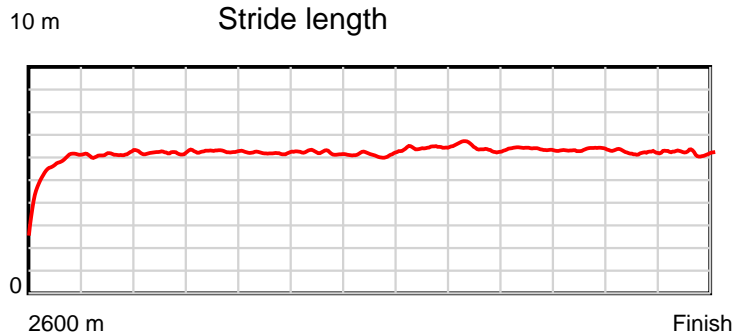
Disclaimer.

HRNZ and NZMTC and Thoroughbred Ratings Pty Ltd accepts no responsibility for the completeness or accuracy of any of the information contained herein, and makes no representations about its suitability for any particular purpose. Users should make their own judgements about those matters and/or seek independent advice. You assume all risks associated with use of the data provided on this page.

Race Results

March 31, 2023, Race 4, HOUSE OF TRAVEL CHRISTCHURCH CITY HANDICAP TROT, Distance 2600m, Addington - Survey 3200m

Result	TAB no.	Horse (Barrier)	2200m to	2000m to	1800m to	1600m to	1400m to	1200m to	1000m to	800m to	600m to	400m to	200m to	Total or	Margin
8th	10	Zsa Zoe (12)	2000m	1800m	1600m	1400m	1200m	1000m	800m	600m	400m	200m	WP	Average	
		Position in running (margin)	9(15.8)	9(16.9)	9(17.1)	10(15.2)	10(11.7)	11(11.1)	9(10.6)	9(9.9)	9(9.1)	10(9.5)	10(5.9)		5.90
		Sectional time (s)	15.01	15.11	15.82	15.54	15.74	14.15	14.96	14.44	14.76	14.48	14.86		
		Cumulative time (s)	164.87	149.86	134.75	118.93	103.39	87.65	73.50	58.54	44.10	29.34	14.86	3:19.07	
		Speed (m/s)	13.32	13.24	12.64	12.87	12.71	14.13	13.37	13.85	13.55	13.81	13.46	13.06	
		Stride length (m)	6.13	6.25	6.06	6.28	6.13	6.35	6.22	6.36	6.20	6.16	6.17	6.16	
		Stride duration (s)	0.460	0.472	0.479	0.488	0.482	0.449	0.465	0.459	0.458	0.446	0.458	0.471	
		Stride efficiency (%)	58.69	60.99	57.39	61.64	58.64	63.02	60.38	63.19	60.11	59.28	59.43	59.23	
		Stride count	32.64	32.01	33.00	31.84	32.65	31.49	32.18	31.45	32.25	32.47	32.43	422.32	



Note: Horizontal distance axis grid lines are 200m furlongs.

Disclaimer.

HRNZ and NZMTC and Thoroughbred Ratings Pty Ltd accepts no responsibility for the completeness or accuracy of any of the information contained herein, and makes no representations about its suitability for any particular purpose. Users should make their own judgements about those matters and/or seek independent advice. You assume all risks associated with use of the data provided on this page.



Race Results



March 31, 2023, Race 4, HOUSE OF TRAVEL CHRISTCHURCH CITY HANDICAP TROT, Distance 2600m, Addington - Survey 3200m

Result	TAB no.	Horse (Barrier)	2600 to	2400m to
9th	8	Winning Bones (9)	2400m	2200m
		Position in running (margin)	-	8(7.0)
		Sectional time (s)	18.16	15.21
		Cumulative time (s)	199.45	181.29
		Speed (m/s)	11.01	13.15
		Stride length (m)	5.52	5.93
		Stride duration (s)	0.457	0.451
		Stride efficiency (%)	47.53	55.00
		Stride count	36.26	33.71

Disclaimer.

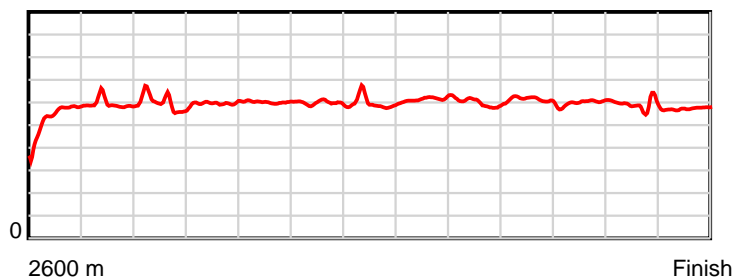
HRNZ and NZMTC and Thoroughbred Ratings Pty Ltd accepts no responsibility for the completeness or accuracy of any of the information contained herein, and makes no representations about its suitability for any particular purpose. Users should make their own judgements about those matters and/or seek independent advice. You assume all risks associated with use of the data provided on this page.

Race Results

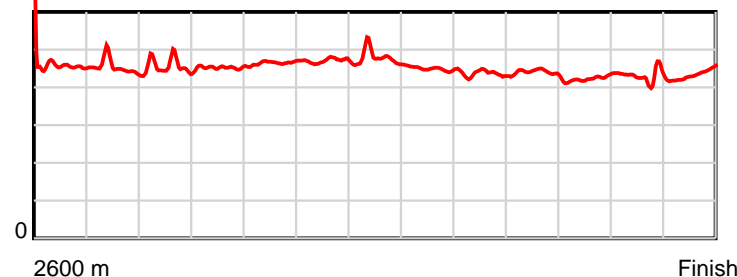
March 31, 2023, Race 4, HOUSE OF TRAVEL CHRISTCHURCH CITY HANDICAP TROT, Distance 2600m, Addington - Survey 3200m

Result	TAB no.	Horse (Barrier)	2200m to	2000m to	1800m to	1600m to	1400m to	1200m to	1000m to	800m to	600m to	400m to	200m to	Total or	Margin
9th	8	Winning Bones (9)	2000m	1800m	1600m	1400m	1200m	1000m	800m	600m	400m	200m	WP	Average	
		Position in running (margin)	7(11.2)	7(14.3)	8(15.3)	8(12.3)	9(9.7)	10(10.3)	11(12.5)	11(11.9)	10(10.9)	9(8.4)	9(5.9)		7.90
		Sectional time (s)	15.33	15.26	15.62	15.69	15.95	14.60	14.98	14.38	14.29	14.65	15.33		
		Cumulative time (s)	166.08	150.75	135.49	119.87	104.18	88.23	73.63	58.65	44.27	29.98	15.33	3:19.45	
		Speed (m/s)	13.05	13.11	12.80	12.75	12.54	13.70	13.35	13.91	14.00	13.65	13.05	13.04	
		Stride length (m)	5.88	5.94	5.94	5.99	5.96	6.16	5.81	6.12	5.92	5.83	5.68	5.89	
		Stride duration (s)	0.451	0.453	0.464	0.470	0.476	0.449	0.435	0.440	0.423	0.427	0.435	0.452	
		Stride efficiency (%)	54.03	55.07	55.20	56.06	55.59	59.21	52.70	58.45	54.80	53.08	50.39	54.27	
		Stride count	34.01	33.69	33.65	33.39	33.53	32.49	34.44	32.70	33.77	34.32	35.22	441.18	

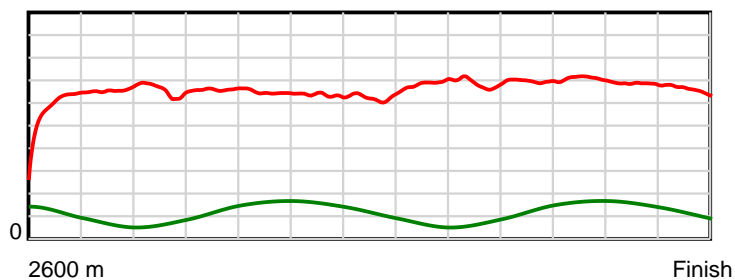
10 m Stride length



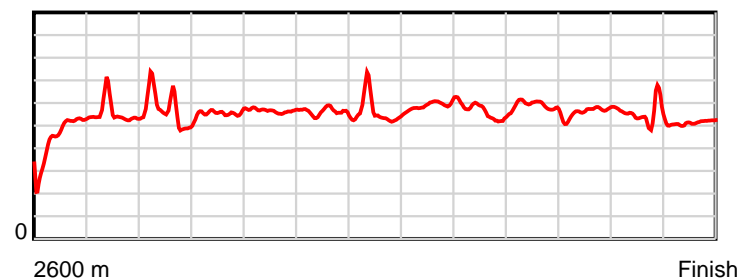
0.6 s Stride duration



20 m/sec Speed



100 % Stride efficiency



Note: Horizontal distance axis grid lines are 200m furlongs.

Disclaimer.

HRNZ and NZMTC and Thoroughbred Ratings Pty Ltd accepts no responsibility for the completeness or accuracy of any of the information contained herein, and makes no representations about its suitability for any particular purpose. Users should make their own judgements about those matters and/or seek independent advice. You assume all risks associated with use of the data provided on this page.



Race Results



March 31, 2023, Race 4, HOUSE OF TRAVEL CHRISTCHURCH CITY HANDICAP TROT, Distance 2600m, Addington - Survey 3200m

Result	TAB no.	Horse (Barrier)	2600 to	2400m to
10th	11	Nazareth (1)	2400m	2200m
		Position in running (margin)	-	7(4.1)
		Sectional time (s)	17.64	15.55
		Cumulative time (s)	199.56	181.92
		Speed (m/s)	11.34	12.86
		Stride length (m)	5.85	5.96
		Stride duration (s)	0.454	0.463
		Stride efficiency (%)	53.41	55.47
		Stride count	34.21	33.57

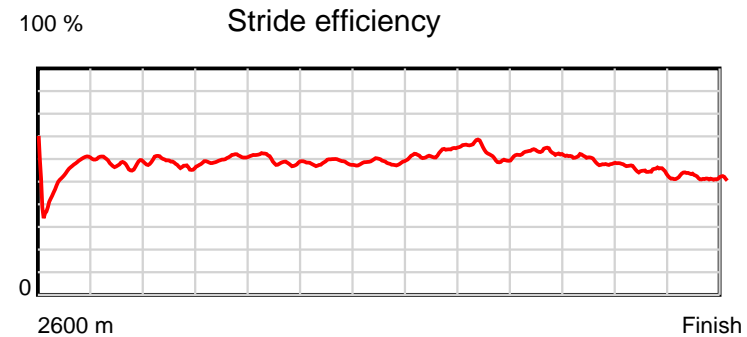
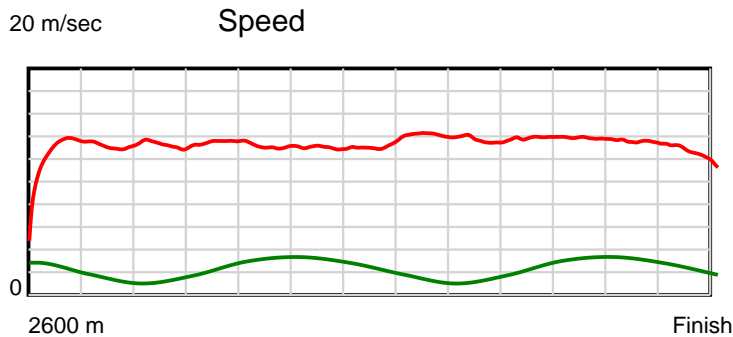
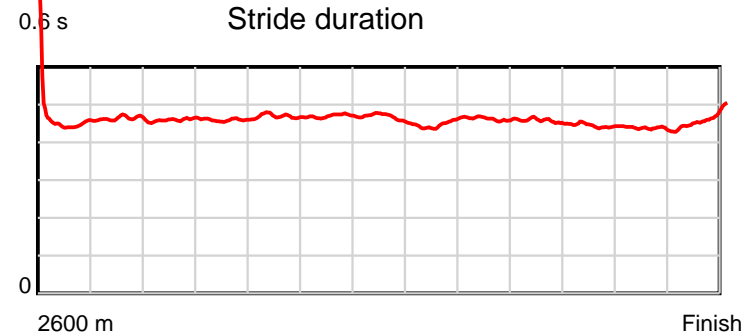
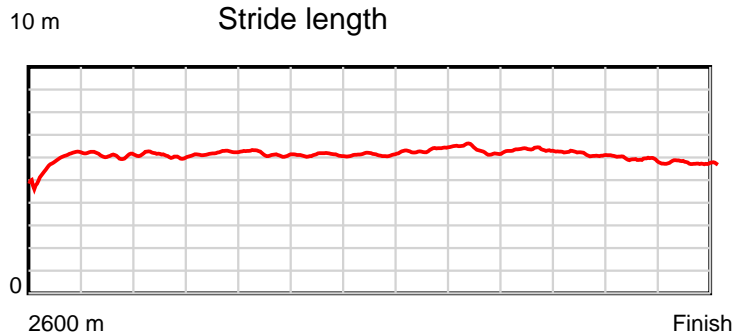
Disclaimer.

HRNZ and NZMTC and Thoroughbred Ratings Pty Ltd accepts no responsibility for the completeness or accuracy of any of the information contained herein, and makes no representations about its suitability for any particular purpose. Users should make their own judgements about those matters and/or seek independent advice. You assume all risks associated with use of the data provided on this page.

Race Results

March 31, 2023, Race 4, HOUSE OF TRAVEL CHRISTCHURCH CITY HANDICAP TROT, Distance 2600m, Addington - Survey 3200m

Result	TAB no.	Horse (Barrier)	2200m to	2000m to	1800m to	1600m to	1400m to	1200m to	1000m to	800m to	600m to	400m to	200m to	Total or	Margin
10th	11	Nazareth (1)	2000m	1800m	1600m	1400m	1200m	1000m	800m	600m	400m	200m	WP	Average	
		Position in running (margin)	6(10.3)	6(13.7)	5(11.9)	5(8.5)	4(4.8)	2(1.0)	2(1.7)	2(1.6)	2(0.8)	2(1.2)	3(1.1)		8.50
		Sectional time (s)	15.39	14.78	15.55	15.52	15.21	14.35	15.06	14.43	14.78	15.05	16.25		
		Cumulative time (s)	166.37	150.98	136.20	120.65	105.13	89.92	75.57	60.51	46.08	31.30	16.25	3:19.56	
		Speed (m/s)	13.00	13.53	12.86	12.89	13.15	13.94	13.28	13.86	13.53	13.29	12.31	13.03	
		Stride length (m)	5.97	6.22	6.04	6.06	6.13	6.26	6.13	6.32	6.00	5.79	5.73	6.03	
		Stride duration (s)	0.459	0.460	0.469	0.470	0.466	0.449	0.462	0.456	0.444	0.436	0.465	0.463	
		Stride efficiency (%)	55.64	60.39	56.92	57.29	58.78	61.30	58.81	62.38	56.30	52.41	51.26	56.81	
		Stride count	33.52	32.17	33.14	33.03	32.61	31.93	32.60	31.66	33.32	34.54	34.92	431.22	



Note: Horizontal distance axis grid lines are 200m furlongs.

Disclaimer.

HRNZ and NZMTC and Thoroughbred Ratings Pty Ltd accepts no responsibility for the completeness or accuracy of any of the information contained herein, and makes no representations about its suitability for any particular purpose. Users should make their own judgements about those matters and/or seek independent advice. You assume all risks associated with use of the data provided on this page.



Race Results



March 31, 2023, Race 4, HOUSE OF TRAVEL CHRISTCHURCH CITY HANDICAP TROT, Distance 2600m, Addington - Survey 3200m

Result	TAB no.	Horse (Barrier)	2600 to	2400m to
11th	5	KD Hawk (0)	2400m	2200m
		Position in running (margin)	-	3(1.2)
		Sectional time (s)	17.30	18.50
		Cumulative time (s)	202.26	184.96
		Speed (m/s)	11.56	10.81
		Stride length (m)	5.72	5.19
		Stride duration (s)	0.489	0.480
		Stride efficiency (%)	51.19	42.05
		Stride count	34.94	38.56

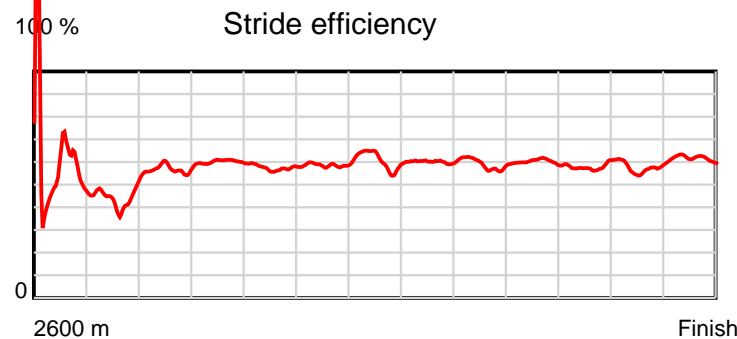
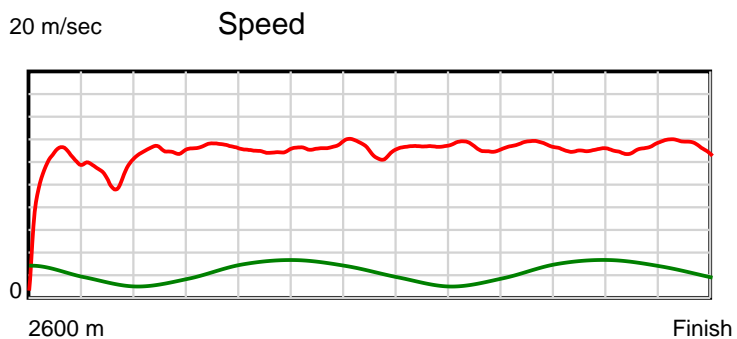
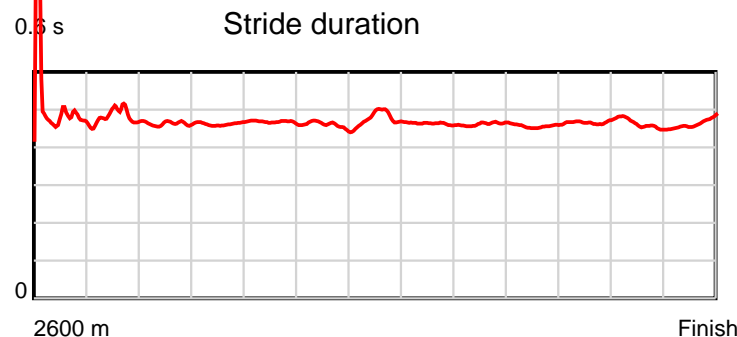
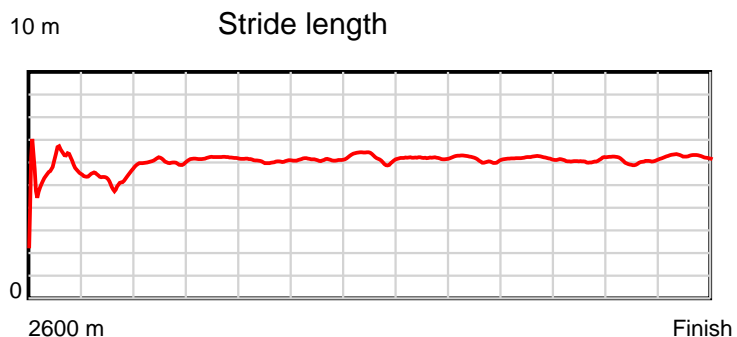
Disclaimer.

HRNZ and NZMTC and Thoroughbred Ratings Pty Ltd accepts no responsibility for the completeness or accuracy of any of the information contained herein, and makes no representations about its suitability for any particular purpose. Users should make their own judgements about those matters and/or seek independent advice. You assume all risks associated with use of the data provided on this page.

Race Results

March 31, 2023, Race 4, HOUSE OF TRAVEL CHRISTCHURCH CITY HANDICAP TROT, Distance 2600m, Addington - Survey 3200m

Result	TAB no.	Horse (Barrier)	2200m to	2000m to	1800m to	1600m to	1400m to	1200m to	1000m to	800m to	600m to	400m to	200m to	Total or	Margin
11th	5	KD Hawk (0)	2000m	1800m	1600m	1400m	1200m	1000m	800m	600m	400m	200m	WP	Average	
		Position in running (margin)	12(25.1)	12(29.0)	12(27.8)	12(24.0)	12(16.3)	12(13.0)	12(17.9)	12(17.6)	12(18.6)	12(22.9)	11(24.2)		22.70
		Sectional time (s)	15.46	14.89	15.49	14.85	15.30	15.04	15.03	14.74	15.42	15.27	14.97		
		Cumulative time (s)	166.46	151.00	136.11	120.62	105.77	90.47	75.43	60.40	45.66	30.24	14.97	3:22.26	
		Speed (m/s)	12.94	13.43	12.91	13.47	13.07	13.30	13.31	13.57	12.97	13.10	13.36	12.85	
		Stride length (m)	5.99	6.21	6.03	6.18	6.25	6.15	6.15	6.19	6.06	6.03	6.23	6.02	
		Stride duration (s)	0.463	0.462	0.467	0.459	0.478	0.463	0.462	0.456	0.467	0.461	0.466	0.468	
		Stride efficiency (%)	56.04	60.24	56.87	59.70	61.11	59.10	59.12	59.90	57.30	56.87	60.71	56.55	
		Stride count	33.40	32.21	33.15	32.36	31.98	32.52	32.52	32.30	33.03	33.15	32.09	432.21	



Note: Horizontal distance axis grid lines are 200m furlongs.

Disclaimer.

HRNZ and NZMTC and Thoroughbred Ratings Pty Ltd accepts no responsibility for the completeness or accuracy of any of the information contained herein, and makes no representations about its suitability for any particular purpose. Users should make their own judgements about those matters and/or seek independent advice. You assume all risks associated with use of the data provided on this page.



Race Results



March 31, 2023, Race 4, HOUSE OF TRAVEL CHRISTCHURCH CITY HANDICAP TROT, Distance 2600m, Addington - Survey 3200m

Result	TAB no.	Horse (Barrier)	2600 to	2400m to
12th	4	Confessional (2)	2400m	2200m
		Position in running (margin)	-	13(39.1)
		Sectional time (s)	23.56	15.57
		Cumulative time (s)	204.90	181.34
		Speed (m/s)	8.49	12.85
		Stride length (m)	4.17	5.73
		Stride duration (s)	0.458	0.446
		Stride efficiency (%)	27.13	51.29
		Stride count	48.00	34.91

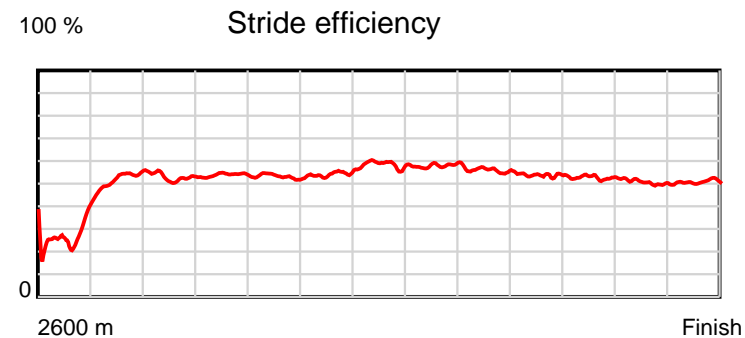
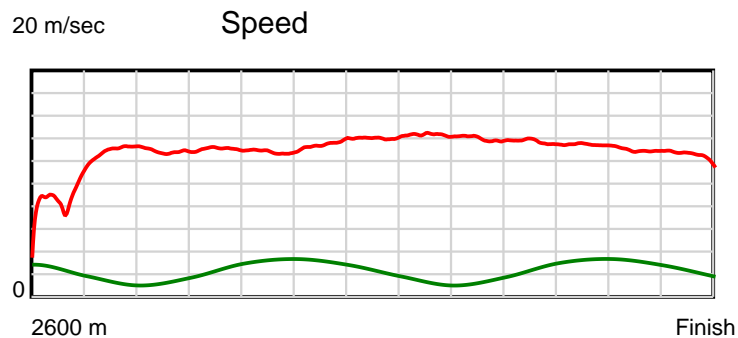
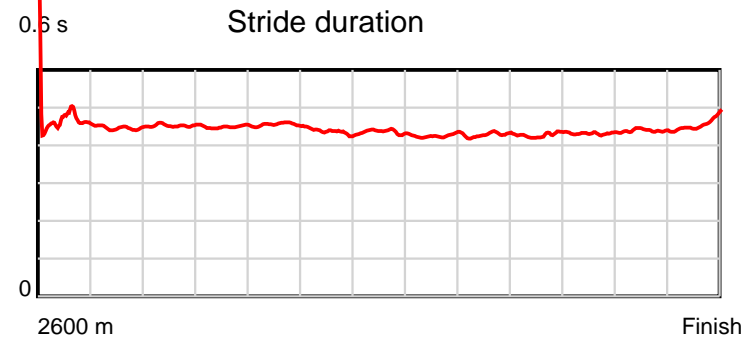
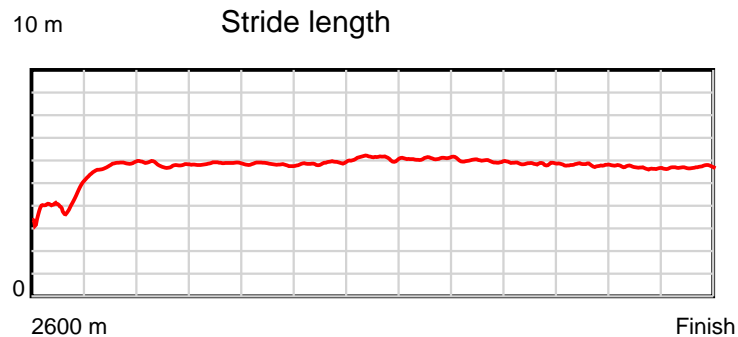
Disclaimer.

HRNZ and NZMTC and Thoroughbred Ratings Pty Ltd accepts no responsibility for the completeness or accuracy of any of the information contained herein, and makes no representations about its suitability for any particular purpose. Users should make their own judgements about those matters and/or seek independent advice. You assume all risks associated with use of the data provided on this page.

Race Results

March 31, 2023, Race 4, HOUSE OF TRAVEL CHRISTCHURCH CITY HANDICAP TROT, Distance 2600m, Addington - Survey 3200m

Result	TAB no.	Horse (Barrier)	2200m to	2000m to	1800m to	1600m to	1400m to	1200m to	1000m to	800m to	600m to	400m to	200m to	Total or	Margin
12th	4	Confessional (2)	2000m	1800m	1600m	1400m	1200m	1000m	800m	600m	400m	200m	WP	Average	
		Position in running (margin)	13(45.5)	13(50.1)	13(51.0)	13(48.7)	13(40.6)	13(31.2)	13(29.9)	13(26.7)	13(27.6)	13(29.9)	13(32.3)		36.70
		Sectional time (s)	15.59	15.23	15.73	14.78	14.28	14.02	14.55	14.70	15.09	15.47	16.33		
		Cumulative time (s)	165.77	150.18	134.95	119.22	104.44	90.16	76.14	61.59	46.89	31.80	16.33	3:24.90	
		Speed (m/s)	12.83	13.13	12.71	13.53	14.01	14.27	13.75	13.61	13.25	12.93	12.25	12.69	
		Stride length (m)	5.80	5.90	5.78	5.89	6.11	6.07	5.88	5.81	5.71	5.68	5.63	5.66	
		Stride duration (s)	0.452	0.449	0.455	0.436	0.436	0.426	0.428	0.427	0.431	0.439	0.460	0.446	
		Stride efficiency (%)	52.60	54.38	52.29	54.28	58.29	57.64	53.94	52.79	50.99	50.43	49.59	50.00	
		Stride count	34.47	33.90	34.57	33.93	32.75	32.93	34.04	34.41	35.01	35.21	35.50	459.63	



Note: Horizontal distance axis grid lines are 200m furlongs.

Disclaimer.

HRNZ and NZMTC and Thoroughbred Ratings Pty Ltd accepts no responsibility for the completeness or accuracy of any of the information contained herein, and makes no representations about its suitability for any particular purpose. Users should make their own judgements about those matters and/or seek independent advice. You assume all risks associated with use of the data provided on this page.



Race Results



March 31, 2023, Race 4, HOUSE OF TRAVEL CHRISTCHURCH CITY HANDICAP TROT, Distance 2600m, Addington - Survey 3200m

Result	TAB no.	Horse (Barrier)	2600 to	2400m to
13th	3	Gazza Beatt (10)	2400m	2200m
		Position in running (margin)	-	6(4.1)
		Sectional time (s)	17.84	15.08
		Cumulative time (s)	205.13	187.29
		Speed (m/s)	11.21	13.26
		Stride length (m)	5.57	6.20
		Stride duration (s)	0.483	0.468
		Stride efficiency (%)	48.42	60.15
		Stride count	35.93	32.23

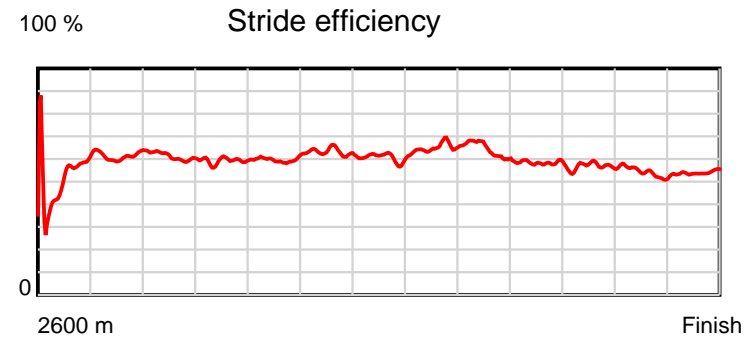
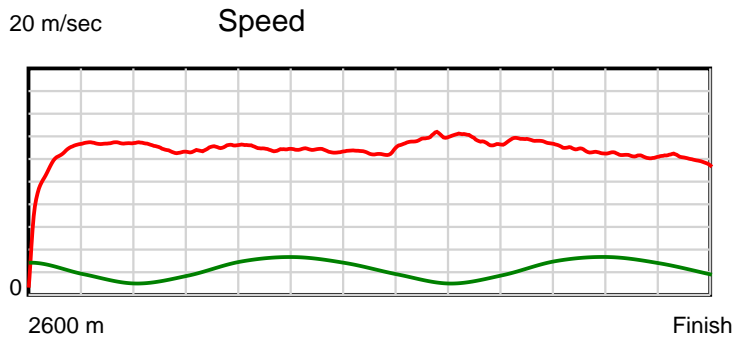
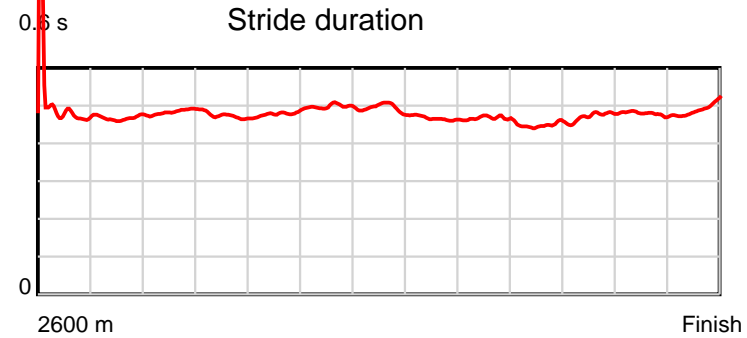
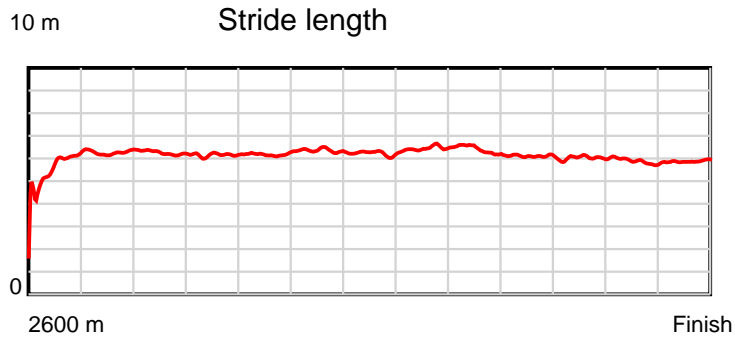
Disclaimer.

HRNZ and NZMTC and Thoroughbred Ratings Pty Ltd accepts no responsibility for the completeness or accuracy of any of the information contained herein, and makes no representations about its suitability for any particular purpose. Users should make their own judgements about those matters and/or seek independent advice. You assume all risks associated with use of the data provided on this page.

Race Results

March 31, 2023, Race 4, HOUSE OF TRAVEL CHRISTCHURCH CITY HANDICAP TROT, Distance 2600m, Addington - Survey 3200m

Result	TAB no.	Horse (Barrier)	2200m to	2000m to	1800m to	1600m to	1400m to	1200m to	1000m to	800m to	600m to	400m to	200m to	Total or	Margin
13th	3	Gazza Beatt (10)	2000m	1800m	1600m	1400m	1200m	1000m	800m	600m	400m	200m	WP	Average	
		Position in running (margin)	5(7.5)	5(11.7)	6(13.3)	6(10.6)	7(8.0)	8(8.8)	10(11.6)	10(10.8)	11(12.6)	11(20.3)	12(29.1)		37.80
		Sectional time (s)	15.51	15.36	15.67	15.70	15.98	14.69	14.94	14.87	15.98	16.53	16.98		
		Cumulative time (s)	172.21	156.70	141.34	125.67	109.97	93.99	79.30	64.36	49.49	33.51	16.98	3:25.13	
		Speed (m/s)	12.89	13.02	12.76	12.74	12.52	13.61	13.39	13.45	12.52	12.10	11.78	12.67	
		Stride length (m)	6.23	6.16	6.11	6.34	6.17	6.34	6.24	6.03	5.91	5.79	5.81	6.06	
		Stride duration (s)	0.484	0.473	0.479	0.498	0.493	0.466	0.466	0.448	0.472	0.479	0.493	0.478	
		Stride efficiency (%)	60.73	59.27	58.36	62.80	59.43	62.86	60.90	56.78	54.64	52.47	52.74	57.42	
		Stride count	32.08	32.47	32.73	31.55	32.43	31.53	32.04	33.18	33.82	34.51	34.43	428.93	



Note: Horizontal distance axis grid lines are 200m furlongs.

Disclaimer.

HRNZ and NZMTC and Thoroughbred Ratings Pty Ltd accepts no responsibility for the completeness or accuracy of any of the information contained herein, and makes no representations about its suitability for any particular purpose. Users should make their own judgements about those matters and/or seek independent advice. You assume all risks associated with use of the data provided on this page.