



Race Results

NZ Metropolitan Trotting Club Inc, HRNZ, March 31, 2023

Compilation date: March 31, 2023, 8:22:20 PM (NZDT)

Copyright © 2023 HRNZ and NZMTC. All rights reserved.

Trademarks.

StrideMASTER is a registered trademark of Thoroughbred Ratings Pty Ltd.

Disclaimer.

HRNZ and NZMTC and Thoroughbred Ratings Pty Ltd accepts no responsibility for the completeness or accuracy of any of the information contained herein, and makes no representations about its suitability for any particular purpose. Users should make their own judgements about those matters and/or seek independent advice. You assume all risks associated with use of the data provided on this page.



Race Results



March 31, 2023, Race 7, FRED SHAW MEMORIAL NZ TROTTING CHAMPIONSHIP (MOBILE START), Distance 2600m, Addington - Survey 3200m

Result	TAB no.	Horse (Barrier)	2600 to	2400m to
1st	5	Muscle Mountai... (6)	2400m	2200m
		Position in running (margin)	-	1(0.0)
		Sectional time (s)	13.36	15.70
		Cumulative time (s)	196.98	183.62
		Speed (m/s)	14.97	12.74
		Stride length (m)	7.07	6.73
		Stride duration (s)	0.470	0.528
		Stride efficiency (%)	78.13	70.78
		Stride count	28.29	29.72

Disclaimer.

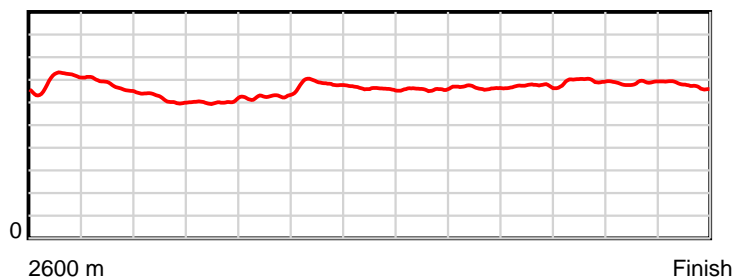
HRNZ and NZMTC and Thoroughbred Ratings Pty Ltd accepts no responsibility for the completeness or accuracy of any of the information contained herein, and makes no representations about its suitability for any particular purpose. Users should make their own judgements about those matters and/or seek independent advice. You assume all risks associated with use of the data provided on this page.

Race Results

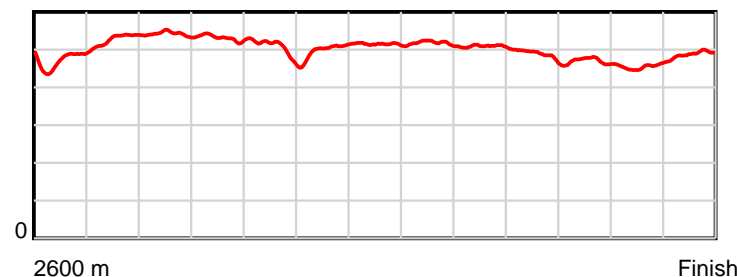
March 31, 2023, Race 7, FRED SHAW MEMORIAL NZ TROTTING CHAMPIONSHIP (MOBILE START), Distance 2600m, Addington - Survey 3200m

Result	TAB no.	Horse (Barrier)	2200m to	2000m to	1800m to	1600m to	1400m to	1200m to	1000m to	800m to	600m to	400m to	200m to	Total or	Margin
1st	5	Muscle Mountai... (6)	2000m	1800m	1600m	1400m	1200m	1000m	800m	600m	400m	200m	WP	Average	
		Position in running (margin)	1(0.0)	1(0.0)	1(0.0)	1(0.0)	1(0.0)	1(0.0)	1(0.0)	1(0.0)	1(0.0)	1(0.0)	1(0.0)		0.00
		Sectional time (s)	17.59	17.54	16.12	14.43	15.58	15.74	15.29	14.43	13.55	13.24	14.41		
		Cumulative time (s)	167.92	150.33	132.79	116.67	102.24	86.66	70.92	55.63	41.20	27.65	14.41	3:16.98	
		Speed (m/s)	11.37	11.40	12.41	13.86	12.84	12.71	13.08	13.86	14.76	15.11	13.88	13.20	
		Stride length (m)	6.15	6.06	6.27	6.93	6.61	6.58	6.65	6.76	6.93	6.88	6.77	6.63	
		Stride duration (s)	0.541	0.531	0.505	0.500	0.515	0.518	0.509	0.488	0.469	0.455	0.488	0.502	
		Stride efficiency (%)	59.18	57.38	61.43	75.11	68.18	67.59	69.12	71.42	75.03	73.88	71.59	68.71	
		Stride count	32.50	33.01	31.90	28.85	30.28	30.41	30.07	29.58	28.86	29.09	29.55	392.11	

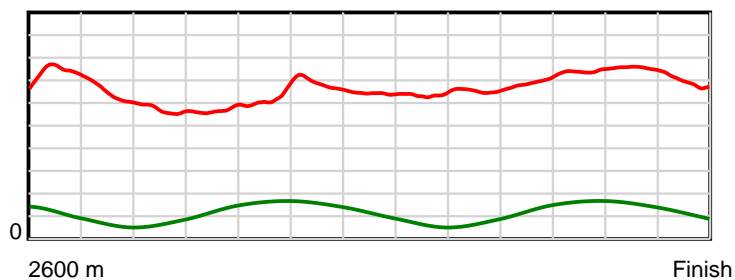
10 m Stride length



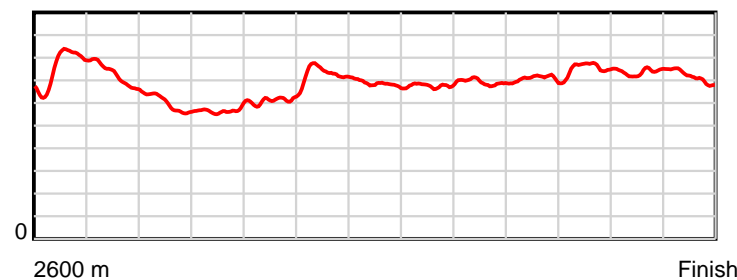
0.6 s Stride duration



20 m/sec Speed



100 % Stride efficiency



Note: Horizontal distance axis grid lines are 200m furlongs.

Disclaimer.

HRNZ and NZMTC and Thoroughbred Ratings Pty Ltd accepts no responsibility for the completeness or accuracy of any of the information contained herein, and makes no representations about its suitability for any particular purpose. Users should make their own judgements about those matters and/or seek independent advice. You assume all risks associated with use of the data provided on this page.



Race Results



March 31, 2023, Race 7, FRED SHAW MEMORIAL NZ TROTTING CHAMPIONSHIP (MOBILE START), Distance 2600m, Addington - Survey 3200m

Result	TAB no.	Horse (Barrier)	2600 to	2400m to
2nd	1	Aardiebythehil... (2)	2400m	2200m
		Position in running (margin)	-	2(2.2)
		Sectional time (s)	13.65	15.59
		Cumulative time (s)	197.14	183.49
		Speed (m/s)	14.65	12.83
		Stride length (m)	6.63	6.44
		Stride duration (s)	0.450	0.502
		Stride efficiency (%)	68.75	64.84
		Stride count	30.15	31.05

Disclaimer.

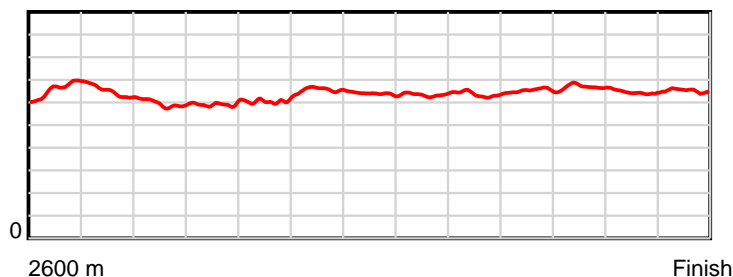
HRNZ and NZMTC and Thoroughbred Ratings Pty Ltd accepts no responsibility for the completeness or accuracy of any of the information contained herein, and makes no representations about its suitability for any particular purpose. Users should make their own judgements about those matters and/or seek independent advice. You assume all risks associated with use of the data provided on this page.

Race Results

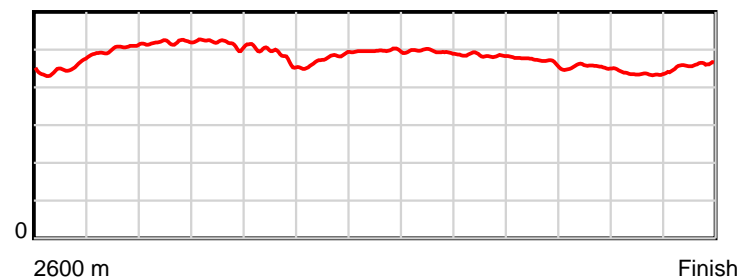
March 31, 2023, Race 7, FRED SHAW MEMORIAL NZ TROTTING CHAMPIONSHIP (MOBILE START), Distance 2600m, Addington - Survey 3200m

Result	TAB no.	Horse (Barrier)	2200m to	2000m to	1800m to	1600m to	1400m to	1200m to	1000m to	800m to	600m to	400m to	200m to	Total or	Margin
2nd	1	Aardiebythehil... (2)	2000m	1800m	1600m	1400m	1200m	1000m	800m	600m	400m	200m	WP	Average	
		Position in running (margin)	2(1.6)	2(2.2)	2(1.9)	3(2.4)	2(2.0)	2(2.7)	3(1.5)	3(1.7)	3(1.5)	3(2.2)	2(3.3)		0.90
		Sectional time (s)	17.69	17.51	16.20	14.36	15.69	15.56	15.33	14.39	13.66	13.44	14.07		
		Cumulative time (s)	167.90	150.21	132.70	116.50	102.14	86.45	70.89	55.56	41.17	27.51	14.07	3:17.14	
		Speed (m/s)	11.31	11.42	12.35	13.93	12.75	12.85	13.05	13.90	14.64	14.88	14.21	13.19	
		Stride length (m)	5.87	5.91	6.03	6.61	6.33	6.37	6.32	6.54	6.66	6.49	6.50	6.35	
		Stride duration (s)	0.519	0.518	0.488	0.475	0.497	0.496	0.485	0.471	0.455	0.436	0.457	0.482	
		Stride efficiency (%)	53.80	54.67	56.74	68.33	62.67	63.45	62.50	66.84	69.23	65.89	65.99	63.04	
		Stride count	34.09	33.81	33.19	30.25	31.58	31.39	31.62	30.58	30.05	30.80	30.78	409.34	

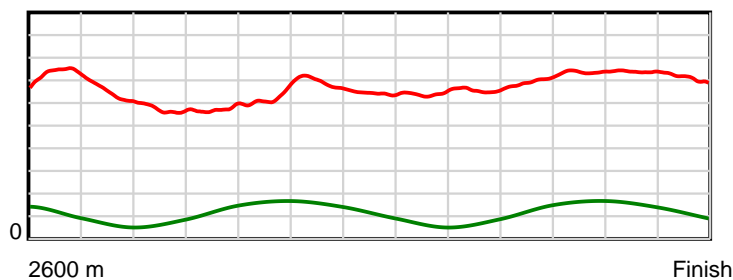
10 m Stride length



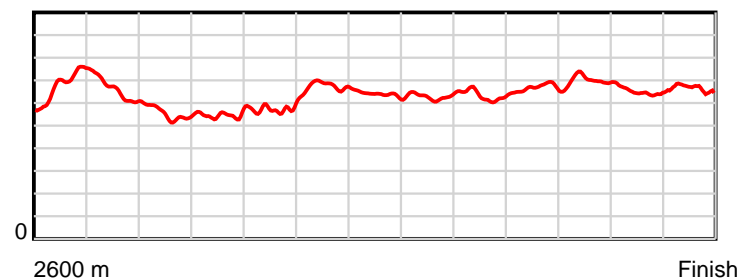
0.6 s Stride duration



20 m/sec Speed



100 % Stride efficiency



Note: Horizontal distance axis grid lines are 200m furlongs.

Disclaimer.

HRNZ and NZMTC and Thoroughbred Ratings Pty Ltd accepts no responsibility for the completeness or accuracy of any of the information contained herein, and makes no representations about its suitability for any particular purpose. Users should make their own judgements about those matters and/or seek independent advice. You assume all risks associated with use of the data provided on this page.



Race Results



March 31, 2023, Race 7, FRED SHAW MEMORIAL NZ TROTTING CHAMPIONSHIP (MOBILE START), Distance 2600m, Addington - Survey 3200m

Result	TAB no.	Horse (Barrier)	2600 to	2400m to
3rd	2	Midnight Dash (3)	2400m	2200m
		Position in running (margin)	-	4(4.5)
		Sectional time (s)	13.97	15.58
		Cumulative time (s)	197.75	183.78
		Speed (m/s)	14.31	12.84
		Stride length (m)	6.35	6.29
		Stride duration (s)	0.444	0.490
		Stride efficiency (%)	62.97	61.89
		Stride count	31.50	31.78

Disclaimer.

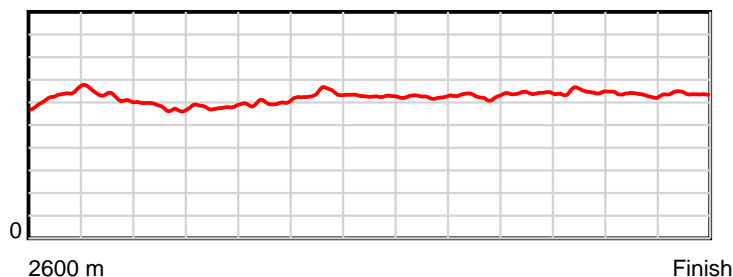
HRNZ and NZMTC and Thoroughbred Ratings Pty Ltd accepts no responsibility for the completeness or accuracy of any of the information contained herein, and makes no representations about its suitability for any particular purpose. Users should make their own judgements about those matters and/or seek independent advice. You assume all risks associated with use of the data provided on this page.

Race Results

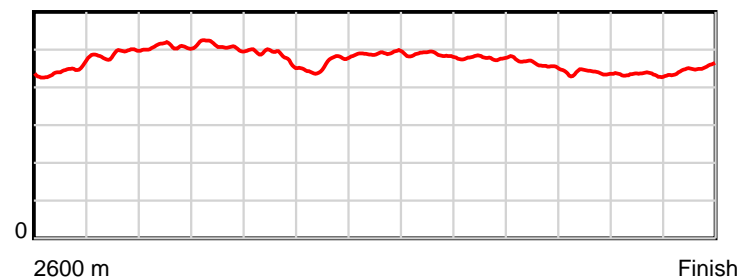
March 31, 2023, Race 7, FRED SHAW MEMORIAL NZ TROTTING CHAMPIONSHIP (MOBILE START), Distance 2600m, Addington - Survey 3200m

Result	TAB no.	Horse (Barrier)	2200m to	2000m to	1800m to	1600m to	1400m to	1200m to	1000m to	800m to	600m to	400m to	200m to	Total or	Margin
3rd	2	Midnight Dash (3)	2000m	1800m	1600m	1400m	1200m	1000m	800m	600m	400m	200m	WP	Average	
		Position in running (margin)	4(3.8)	3(4.1)	4(4.5)	5(5.7)	4(4.3)	4(4.4)	4(1.9)	5(3.9)	5(3.7)	5(4.7)	4(6.7)		4.10
		Sectional time (s)	17.66	17.60	16.32	14.19	15.60	15.33	15.62	14.40	13.72	13.57	14.19		
		Cumulative time (s)	168.20	150.54	132.94	116.62	102.43	86.83	71.50	55.88	41.48	27.76	14.19	3:17.75	
		Speed (m/s)	11.33	11.36	12.25	14.09	12.82	13.05	12.80	13.89	14.58	14.74	14.09	13.15	
		Stride length (m)	5.75	5.79	5.93	6.50	6.29	6.35	6.11	6.43	6.41	6.39	6.34	6.22	
		Stride duration (s)	0.508	0.510	0.484	0.462	0.490	0.487	0.478	0.463	0.439	0.434	0.450	0.473	
		Stride efficiency (%)	51.65	52.46	54.97	66.12	61.74	63.04	58.43	64.51	64.13	63.81	62.76	60.37	
		Stride count	34.79	34.52	33.72	30.75	31.82	31.49	32.71	31.13	31.22	31.30	31.56	418.29	

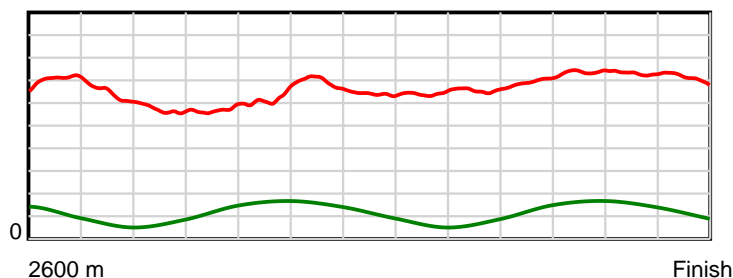
10 m Stride length



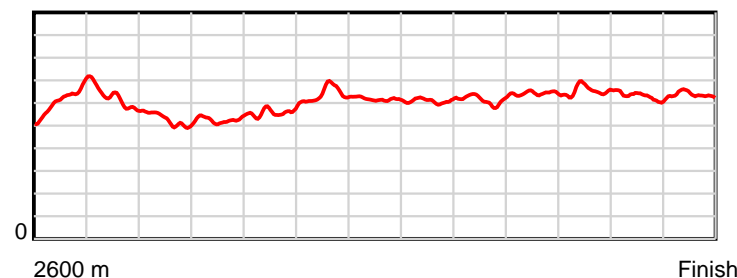
0.6 s Stride duration



20 m/sec Speed



100 % Stride efficiency



Note: Horizontal distance axis grid lines are 200m furlongs.

Disclaimer.

HRNZ and NZMTC and Thoroughbred Ratings Pty Ltd accepts no responsibility for the completeness or accuracy of any of the information contained herein, and makes no representations about its suitability for any particular purpose. Users should make their own judgements about those matters and/or seek independent advice. You assume all risks associated with use of the data provided on this page.



Race Results



March 31, 2023, Race 7, FRED SHAW MEMORIAL NZ TROTTING CHAMPIONSHIP (MOBILE START), Distance 2600m, Addington - Survey 3200m

Result	TAB no.	Horse (Barrier)	2600 to	2400m to
4th	3	Oscar Bonavena (4)	2400m	2200m
		Position in running (margin)	-	10(17.2)
		Sectional time (s)	16.00	15.19
		Cumulative time (s)	197.91	181.91
		Speed (m/s)	12.50	13.17
		Stride length (m)	5.57	6.12
		Stride duration (s)	0.451	0.465
		Stride efficiency (%)	48.51	58.43
		Stride count	35.90	32.71

Disclaimer.

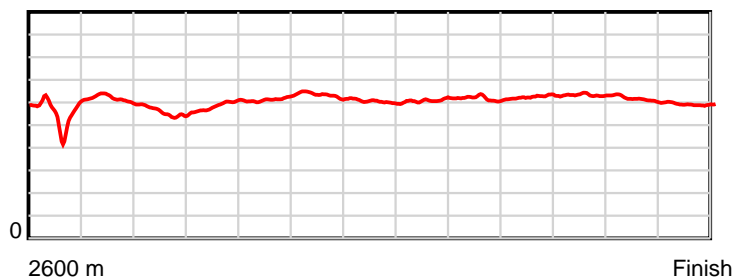
HRNZ and NZMTC and Thoroughbred Ratings Pty Ltd accepts no responsibility for the completeness or accuracy of any of the information contained herein, and makes no representations about its suitability for any particular purpose. Users should make their own judgements about those matters and/or seek independent advice. You assume all risks associated with use of the data provided on this page.

Race Results

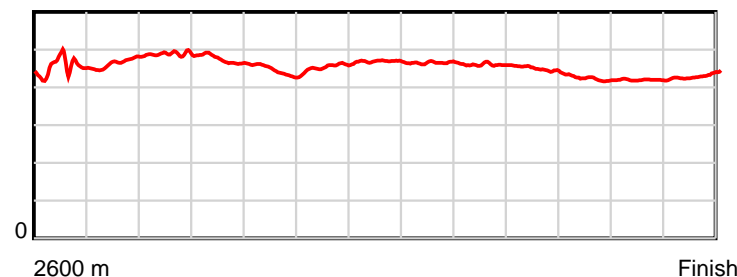
March 31, 2023, Race 7, FRED SHAW MEMORIAL NZ TROTTING CHAMPIONSHIP (MOBILE START), Distance 2600m, Addington - Survey 3200m

Result	TAB no.	Horse (Barrier)	2200m to	2000m to	1800m to	1600m to	1400m to	1200m to	1000m to	800m to	600m to	400m to	200m to	Total or	Margin
4th	3	Oscar Bonavena (4)	2000m	1800m	1600m	1400m	1200m	1000m	800m	600m	400m	200m	WP	Average	
		Position in running (margin)	10(14.1)	10(15.5)	8(8.1)	2(1.5)	3(3.1)	3(3.2)	2(0.9)	2(0.4)	2(0.1)	2(1.1)	3(5.4)		4.90
		Sectional time (s)	17.82	16.31	15.01	14.71	15.60	15.35	15.22	14.37	13.72	13.96	14.65		
		Cumulative time (s)	166.72	148.90	132.59	117.58	102.87	87.27	71.92	56.70	42.33	28.61	14.65	3:17.91	
		Speed (m/s)	11.22	12.26	13.32	13.60	12.82	13.03	13.14	13.92	14.58	14.33	13.65	13.14	
		Stride length (m)	5.48	5.82	5.92	6.20	6.00	6.05	6.03	6.22	6.16	6.02	5.90	5.95	
		Stride duration (s)	0.488	0.475	0.444	0.456	0.468	0.465	0.459	0.447	0.423	0.420	0.432	0.453	
		Stride efficiency (%)	46.88	52.93	54.72	60.07	56.33	57.29	56.90	60.45	59.37	56.67	54.43	55.38	
		Stride count	36.51	34.37	33.80	32.26	33.31	33.03	33.15	32.16	32.45	33.21	33.89	436.75	

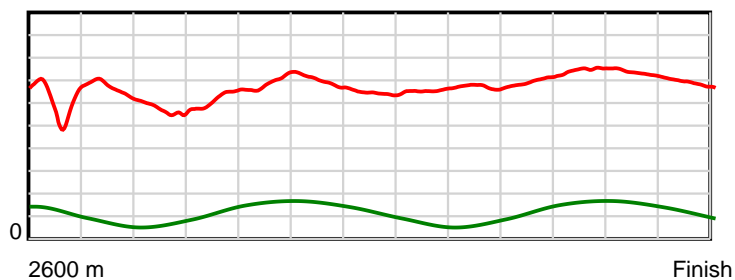
10 m Stride length



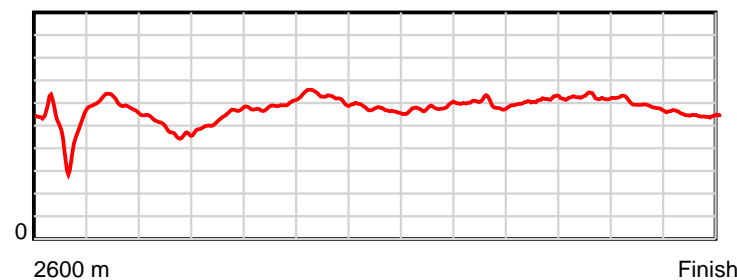
0.6 s Stride duration



20 m/sec Speed



100 % Stride efficiency



Note: Horizontal distance axis grid lines are 200m furlongs.

Disclaimer.

HRNZ and NZMTC and Thoroughbred Ratings Pty Ltd accepts no responsibility for the completeness or accuracy of any of the information contained herein, and makes no representations about its suitability for any particular purpose. Users should make their own judgements about those matters and/or seek independent advice. You assume all risks associated with use of the data provided on this page.



Race Results



March 31, 2023, Race 7, FRED SHAW MEMORIAL NZ TROTTING CHAMPIONSHIP (MOBILE START), Distance 2600m, Addington - Survey 3200m

Result	TAB no.	Horse (Barrier)	2600 to	2400m to
5th	8	Time Up The Hi... (9)	2400m	2200m
		Position in running (margin)	-	3(2.6)
		Sectional time (s)	13.80	15.87
		Cumulative time (s)	198.77	184.97
		Speed (m/s)	14.49	12.60
		Stride length (m)	6.42	6.07
		Stride duration (s)	0.440	0.482
		Stride efficiency (%)	64.38	57.63
		Stride count	31.16	32.93

Disclaimer.

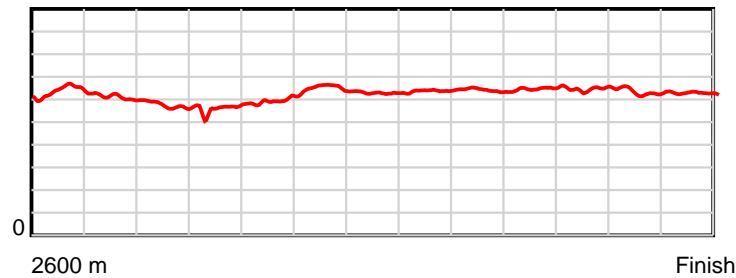
HRNZ and NZMTC and Thoroughbred Ratings Pty Ltd accepts no responsibility for the completeness or accuracy of any of the information contained herein, and makes no representations about its suitability for any particular purpose. Users should make their own judgements about those matters and/or seek independent advice. You assume all risks associated with use of the data provided on this page.

Race Results

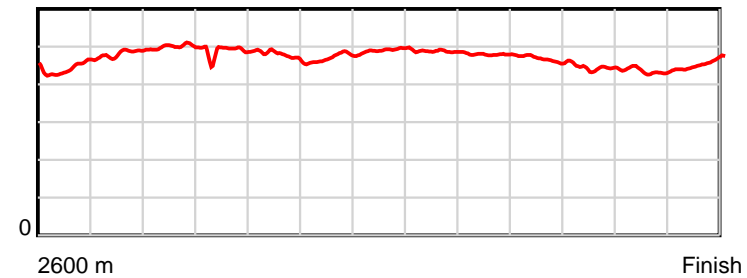
March 31, 2023, Race 7, FRED SHAW MEMORIAL NZ TROTTING CHAMPIONSHIP (MOBILE START), Distance 2600m, Addington - Survey 3200m

Result	TAB no.	Horse (Barrier)	2200m to	2000m to	1800m to	1600m to	1400m to	1200m to	1000m to	800m to	600m to	400m to	200m to	Total or	Margin
5th	8	Time Up The Hi... (9)	2000m	1800m	1600m	1400m	1200m	1000m	800m	600m	400m	200m	WP	Average	
		Position in running (margin)	3(3.6)	4(5.2)	3(4.4)	6(6.1)	6(6.6)	6(6.7)	6(4.3)	6(4.5)	6(3.8)	6(6.4)	6(10.6)		9.40
		Sectional time (s)	17.87	17.40	16.40	14.52	15.59	15.34	15.34	14.31	13.98	13.94	14.41		
		Cumulative time (s)	169.10	151.23	133.83	117.43	102.91	87.32	71.98	56.64	42.33	28.35	14.41	3:18.77	
		Speed (m/s)	11.19	11.49	12.20	13.77	12.83	13.04	13.04	13.98	14.31	14.35	13.88	13.08	
		Stride length (m)	5.59	5.59	5.83	6.50	6.30	6.35	6.24	6.53	6.33	6.25	6.32	6.16	
		Stride duration (s)	0.499	0.486	0.478	0.472	0.491	0.487	0.479	0.467	0.442	0.436	0.455	0.471	
		Stride efficiency (%)	48.81	48.80	53.03	65.94	62.10	63.00	60.94	66.55	62.56	61.13	62.44	59.34	
		Stride count	35.79	35.79	34.33	30.79	31.73	31.50	32.03	30.65	31.61	31.98	31.64	421.93	

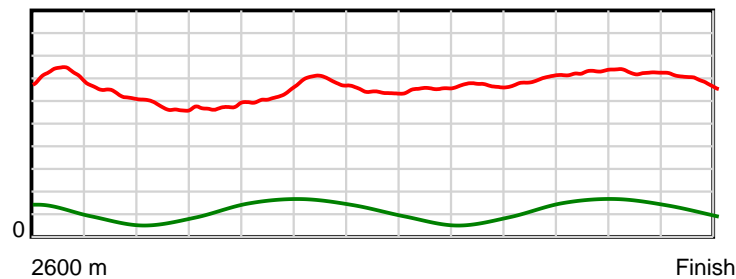
10 m Stride length



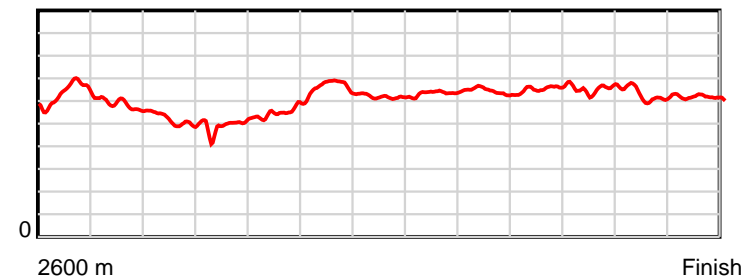
0.6 s Stride duration



20 m/sec Speed



100 % Stride efficiency



Note: Horizontal distance axis grid lines are 200m furlongs.

Disclaimer.

HRNZ and NZMTC and Thoroughbred Ratings Pty Ltd accepts no responsibility for the completeness or accuracy of any of the information contained herein, and makes no representations about its suitability for any particular purpose. Users should make their own judgements about those matters and/or seek independent advice. You assume all risks associated with use of the data provided on this page.



Race Results



March 31, 2023, Race 7, FRED SHAW MEMORIAL NZ TROTTING CHAMPIONSHIP (MOBILE START), Distance 2600m, Addington - Survey 3200m

Result	TAB no.	Horse (Barrier)	2600 to	2400m to
6th	10	Sioux Princess (1)	2400m	2200m
		Position in running (margin)	-	9(10.3)
		Sectional time (s)	15.07	16.10
		Cumulative time (s)	198.80	183.73
		Speed (m/s)	13.27	12.42
		Stride length (m)	6.26	5.79
		Stride duration (s)	0.457	0.466
		Stride efficiency (%)	61.28	52.34
		Stride count	31.94	34.56

Disclaimer.

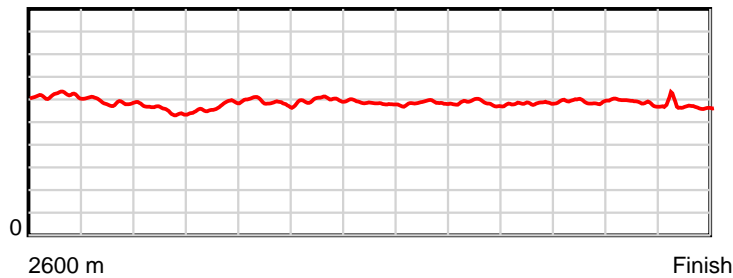
HRNZ and NZMTC and Thoroughbred Ratings Pty Ltd accepts no responsibility for the completeness or accuracy of any of the information contained herein, and makes no representations about its suitability for any particular purpose. Users should make their own judgements about those matters and/or seek independent advice. You assume all risks associated with use of the data provided on this page.

Race Results

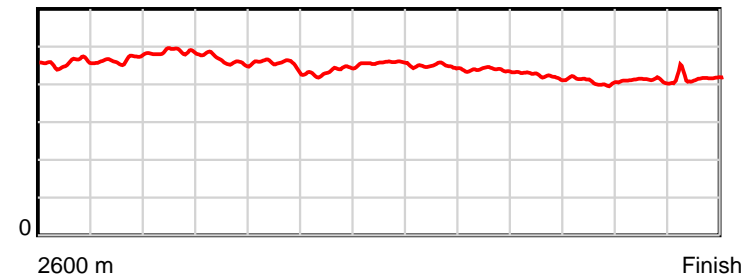
March 31, 2023, Race 7, FRED SHAW MEMORIAL NZ TROTTING CHAMPIONSHIP (MOBILE START), Distance 2600m, Addington - Survey 3200m

Result	TAB no.	Horse (Barrier)	2200m to	2000m to	1800m to	1600m to	1400m to	1200m to	1000m to	800m to	600m to	400m to	200m to	Total or	Margin
6th	10	Sioux Princess (1)	2000m	1800m	1600m	1400m	1200m	1000m	800m	600m	400m	200m	WP	Average	
		Position in running (margin)	9(12.7)	9(13.1)	5(5.7)	4(3.3)	5(5.3)	5(4.9)	5(3.5)	4(2.5)	4(2.4)	4(4.5)	5(9.9)		9.60
		Sectional time (s)	17.67	16.31	15.72	14.76	15.51	15.50	15.14	14.40	13.90	14.14	14.58		
		Cumulative time (s)	167.63	149.96	133.65	117.93	103.17	87.66	72.16	57.02	42.62	28.72	14.58	3:18.80	
		Speed (m/s)	11.32	12.26	12.72	13.55	12.89	12.90	13.21	13.89	14.39	14.14	13.72	13.08	
		Stride length (m)	5.50	5.69	5.78	5.92	5.89	5.77	5.79	5.86	5.85	5.80	5.72	5.81	
		Stride duration (s)	0.486	0.464	0.454	0.437	0.457	0.447	0.438	0.422	0.407	0.410	0.417	0.444	
		Stride efficiency (%)	47.31	50.51	52.12	54.68	54.28	52.08	52.33	53.66	53.50	52.56	51.13	52.78	
		Stride count	36.35	35.18	34.63	33.81	33.93	34.64	34.56	34.13	34.18	34.49	34.96	447.36	

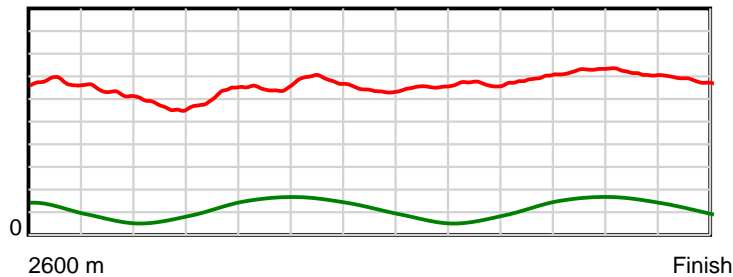
10 m Stride length



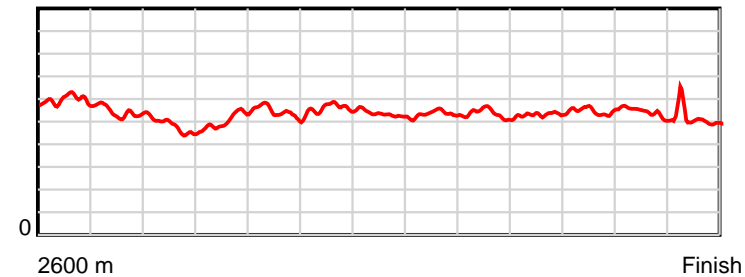
0.6 s Stride duration



20 m/sec Speed



100 % Stride efficiency



Note: Horizontal distance axis grid lines are 200m furlongs.

Disclaimer.

HRNZ and NZMTC and Thoroughbred Ratings Pty Ltd accepts no responsibility for the completeness or accuracy of any of the information contained herein, and makes no representations about its suitability for any particular purpose. Users should make their own judgements about those matters and/or seek independent advice. You assume all risks associated with use of the data provided on this page.



Race Results



March 31, 2023, Race 7, FRED SHAW MEMORIAL NZ TROTTING CHAMPIONSHIP (MOBILE START), Distance 2600m, Addington - Survey 3200m

Result	TAB no.	Horse (Barrier)	2600 to	2400m to
7th	4	Rachmaninov (5)	2400m	2200m
		Position in running (margin)	-	6(6.5)
		Sectional time (s)	14.16	15.67
		Cumulative time (s)	199.03	184.87
		Speed (m/s)	14.12	12.76
		Stride length (m)	6.57	6.42
		Stride duration (s)	0.471	0.503
		Stride efficiency (%)	67.40	64.38
		Stride count	30.45	31.16

Disclaimer.

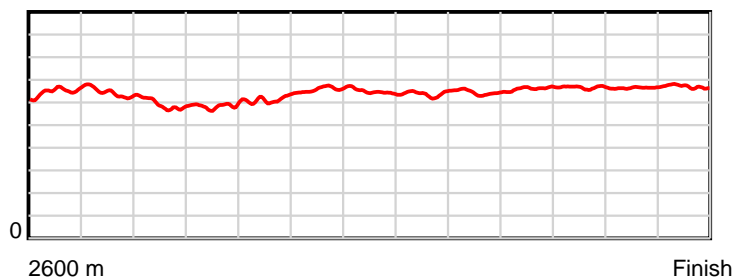
HRNZ and NZMTC and Thoroughbred Ratings Pty Ltd accepts no responsibility for the completeness or accuracy of any of the information contained herein, and makes no representations about its suitability for any particular purpose. Users should make their own judgements about those matters and/or seek independent advice. You assume all risks associated with use of the data provided on this page.

Race Results

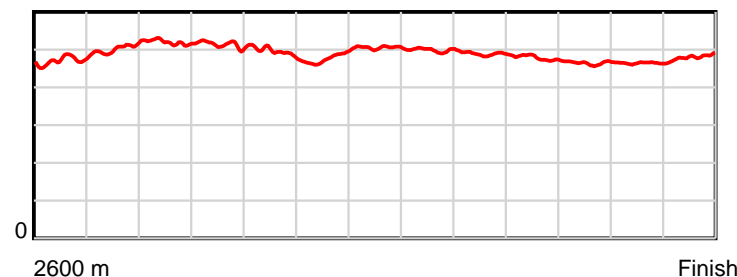
March 31, 2023, Race 7, FRED SHAW MEMORIAL NZ TROTTING CHAMPIONSHIP (MOBILE START), Distance 2600m, Addington - Survey 3200m

Result	TAB no.	Horse (Barrier)	2200m to	2000m to	1800m to	1600m to	1400m to	1200m to	1000m to	800m to	600m to	400m to	200m to	Total or	Margin
7th	4	Rachmaninov (5)	2000m	1800m	1600m	1400m	1200m	1000m	800m	600m	400m	200m	WP	Average	
		Position in running (margin)	6(6.3)	5(6.1)	6(6.0)	7(6.7)	7(6.6)	7(6.7)	7(5.8)	7(5.5)	7(5.5)	7(8.6)	7(13.1)		10.80
		Sectional time (s)	17.56	17.52	16.23	14.43	15.60	15.59	15.24	14.44	14.06	13.99	14.54		
		Cumulative time (s)	169.20	151.64	134.12	117.89	103.46	87.86	72.27	57.03	42.59	28.53	14.54	3:19.03	
		Speed (m/s)	11.39	11.42	12.32	13.86	12.82	12.83	13.12	13.85	14.22	14.30	13.76	13.06	
		Stride length (m)	5.91	5.86	6.11	6.61	6.48	6.40	6.41	6.62	6.61	6.64	6.63	6.39	
		Stride duration (s)	0.519	0.514	0.496	0.477	0.505	0.499	0.489	0.478	0.464	0.464	0.482	0.489	
		Stride efficiency (%)	54.65	53.71	58.38	68.31	65.64	63.91	64.30	68.46	68.25	68.83	68.62	63.89	
		Stride count	33.82	34.11	32.72	30.25	30.86	31.27	31.18	30.22	30.26	30.14	30.18	406.62	

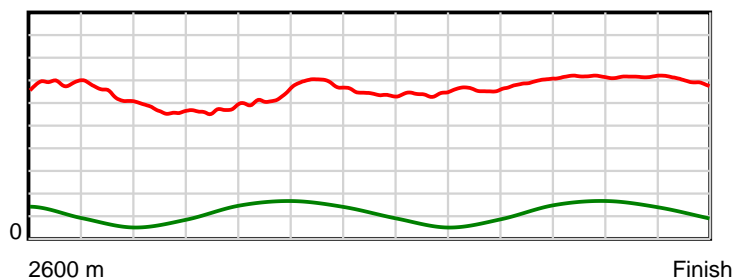
10 m Stride length



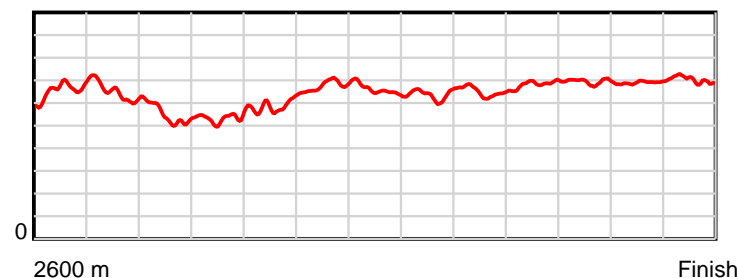
0.6 s Stride duration



20 m/sec Speed



100 % Stride efficiency



Note: Horizontal distance axis grid lines are 200m furlongs.

Disclaimer.

HRNZ and NZMTC and Thoroughbred Ratings Pty Ltd accepts no responsibility for the completeness or accuracy of any of the information contained herein, and makes no representations about its suitability for any particular purpose. Users should make their own judgements about those matters and/or seek independent advice. You assume all risks associated with use of the data provided on this page.



Race Results



March 31, 2023, Race 7, FRED SHAW MEMORIAL NZ TROTTING CHAMPIONSHIP (MOBILE START), Distance 2600m, Addington - Survey 3200m

Result	TAB no.	Horse (Barrier)	2600 to	2400m to
8th	6	Son Of Patrick (7)	2400m	2200m
		Position in running (margin)	-	5(6.5)
		Sectional time (s)	14.17	15.67
		Cumulative time (s)	199.05	184.88
		Speed (m/s)	14.11	12.76
		Stride length (m)	6.51	6.30
		Stride duration (s)	0.467	0.493
		Stride efficiency (%)	66.21	61.96
		Stride count	30.73	31.76

Disclaimer.

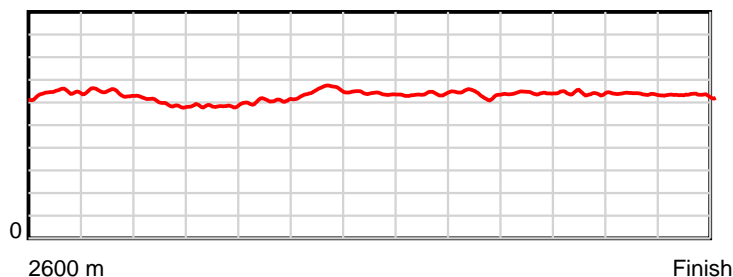
HRNZ and NZMTC and Thoroughbred Ratings Pty Ltd accepts no responsibility for the completeness or accuracy of any of the information contained herein, and makes no representations about its suitability for any particular purpose. Users should make their own judgements about those matters and/or seek independent advice. You assume all risks associated with use of the data provided on this page.

Race Results

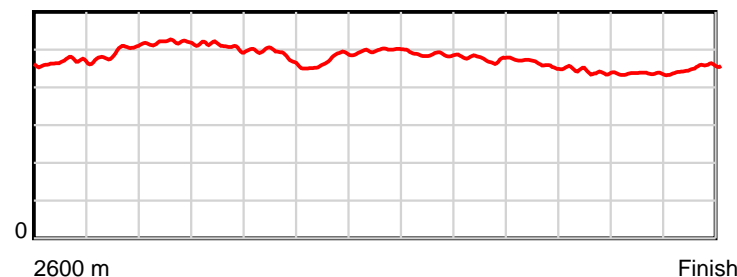
March 31, 2023, Race 7, FRED SHAW MEMORIAL NZ TROTTING CHAMPIONSHIP (MOBILE START), Distance 2600m, Addington - Survey 3200m

Result	TAB no.	Horse (Barrier)	2200m to	2000m to	1800m to	1600m to	1400m to	1200m to	1000m to	800m to	600m to	400m to	200m to	Total or	Margin
8th	6	Son Of Patrick (7)	2000m	1800m	1600m	1400m	1200m	1000m	800m	600m	400m	200m	WP	Average	
		Position in running (margin)	5(6.3)	6(7.2)	7(6.5)	8(7.5)	8(8.8)	8(8.3)	8(6.9)	8(6.6)	8(6.3)	8(9.5)	8(13.4)		10.90
		Sectional time (s)	17.75	17.42	16.29	14.64	15.51	15.51	15.25	14.37	14.08	13.90	14.49		
		Cumulative time (s)	169.21	151.46	134.04	117.75	103.11	87.60	72.09	56.84	42.47	28.39	14.49	3:19.05	
		Speed (m/s)	11.27	11.48	12.28	13.66	12.89	12.89	13.11	13.92	14.20	14.39	13.80	13.06	
		Stride length (m)	5.85	5.85	5.98	6.44	6.44	6.27	6.23	6.42	6.27	6.28	6.25	6.23	
		Stride duration (s)	0.519	0.509	0.487	0.471	0.499	0.487	0.475	0.461	0.441	0.436	0.453	0.477	
		Stride efficiency (%)	53.39	53.45	55.87	64.73	64.76	61.50	60.66	64.40	61.39	61.62	60.96	60.63	
		Stride count	34.21	34.20	33.45	31.07	31.07	31.88	32.10	31.16	31.91	31.85	32.02	417.41	

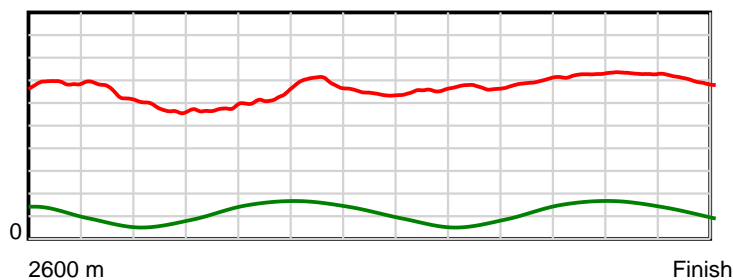
10 m Stride length



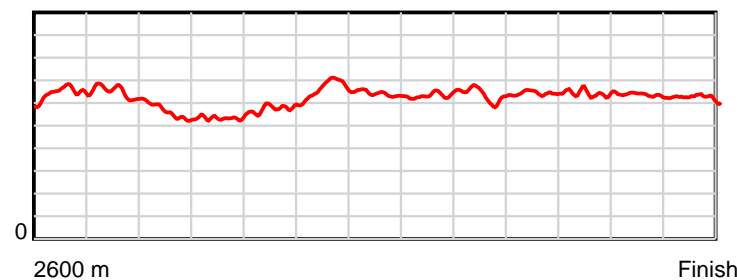
0.6 s Stride duration



20 m/sec Speed



100 % Stride efficiency



Note: Horizontal distance axis grid lines are 200m furlongs.

Disclaimer.

HRNZ and NZMTC and Thoroughbred Ratings Pty Ltd accepts no responsibility for the completeness or accuracy of any of the information contained herein, and makes no representations about its suitability for any particular purpose. Users should make their own judgements about those matters and/or seek independent advice. You assume all risks associated with use of the data provided on this page.



Race Results



March 31, 2023, Race 7, FRED SHAW MEMORIAL NZ TROTTING CHAMPIONSHIP (MOBILE START), Distance 2600m, Addington - Survey 3200m

Result	TAB no.	Horse (Barrier)	2600 to	2400m to
9th	9	My Moment's No... (0)	2400m	2200m
		Position in running (margin)	-	7(8.3)
		Sectional time (s)	14.82	15.76
		Cumulative time (s)	199.08	184.26
		Speed (m/s)	13.49	12.69
		Stride length (m)	6.63	6.51
		Stride duration (s)	0.476	0.513
		Stride efficiency (%)	68.64	66.22
		Stride count	30.18	30.72

Disclaimer.

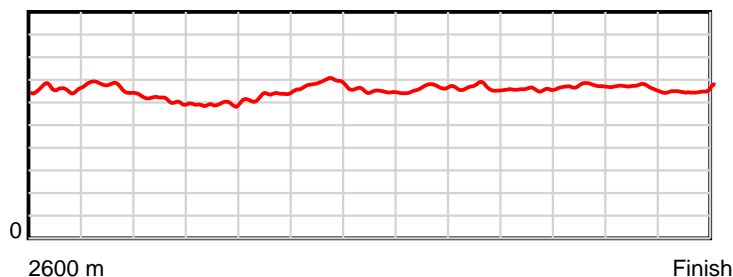
HRNZ and NZMTC and Thoroughbred Ratings Pty Ltd accepts no responsibility for the completeness or accuracy of any of the information contained herein, and makes no representations about its suitability for any particular purpose. Users should make their own judgements about those matters and/or seek independent advice. You assume all risks associated with use of the data provided on this page.

Race Results

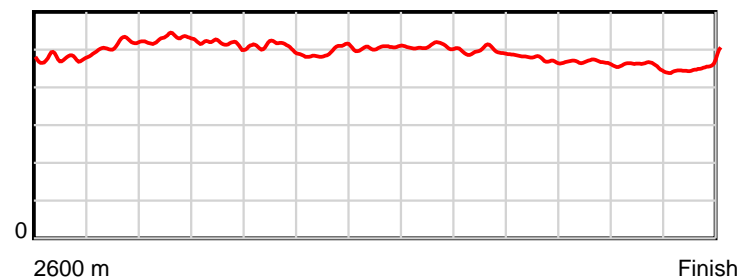
March 31, 2023, Race 7, FRED SHAW MEMORIAL NZ TROTTING CHAMPIONSHIP (MOBILE START), Distance 2600m, Addington - Survey 3200m

Result	TAB no.	Horse (Barrier)	2200m to	2000m to	1800m to	1600m to	1400m to	1200m to	1000m to	800m to	600m to	400m to	200m to	Total or	Margin
9th	9	My Moment's No... (0)	2000m	1800m	1600m	1400m	1200m	1000m	800m	600m	400m	200m	WP	Average	
		Position in running (margin)	7(8.6)	7(9.1)	9(8.3)	9(9.1)	9(10.4)	9(10.5)	9(9.5)	9(8.4)	9(8.1)	9(11.0)	9(14.9)		11.10
		Sectional time (s)	17.67	17.40	16.26	14.64	15.60	15.59	15.12	14.37	14.02	13.90	13.93		
		Cumulative time (s)	168.50	150.83	133.43	117.17	102.53	86.93	71.34	56.22	41.85	27.83	13.93	3:19.08	
		Speed (m/s)	11.32	11.49	12.30	13.66	12.82	12.83	13.23	13.92	14.27	14.39	14.36	13.06	
		Stride length (m)	5.99	5.92	6.25	6.76	6.49	6.51	6.54	6.60	6.65	6.56	6.60	6.45	
		Stride duration (s)	0.529	0.516	0.508	0.494	0.506	0.508	0.495	0.474	0.466	0.456	0.460	0.494	
		Stride efficiency (%)	56.07	54.85	61.11	71.32	65.74	66.30	66.91	68.04	69.03	67.18	68.03	65.06	
		Stride count	33.39	33.76	31.98	29.60	30.84	30.70	30.56	30.31	30.09	30.50	30.31	402.94	

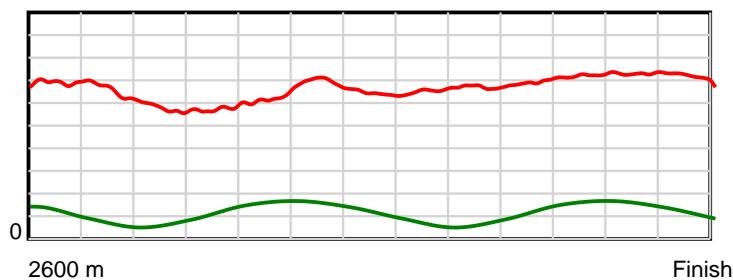
10 m Stride length



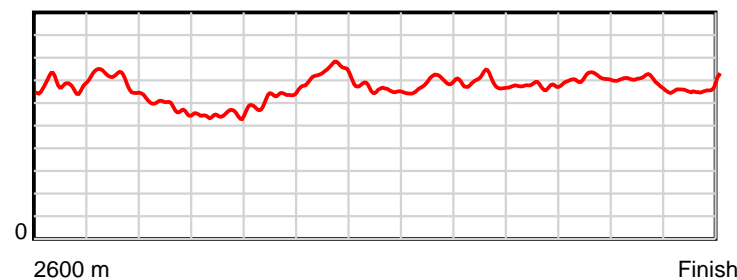
0.6 s Stride duration



20 m/sec Speed



100 % Stride efficiency



Note: Horizontal distance axis grid lines are 200m furlongs.

Disclaimer.

HRNZ and NZMTC and Thoroughbred Ratings Pty Ltd accepts no responsibility for the completeness or accuracy of any of the information contained herein, and makes no representations about its suitability for any particular purpose. Users should make their own judgements about those matters and/or seek independent advice. You assume all risks associated with use of the data provided on this page.



Race Results



March 31, 2023, Race 7, FRED SHAW MEMORIAL NZ TROTTING CHAMPIONSHIP (MOBILE START), Distance 2600m, Addington - Survey 3200m

Result	TAB no.	Horse (Barrier)	2600 to	2400m to
10th	7	I Dream Of Jea... (8)	2400m	2200m
		Position in running (margin)	-	8(8.4)
		Sectional time (s)	14.80	15.93
		Cumulative time (s)	202.04	187.24
		Speed (m/s)	13.51	12.55
		Stride length (m)	6.51	6.23
		Stride duration (s)	0.478	0.496
		Stride efficiency (%)	66.27	60.63
		Stride count	30.71	32.11

Disclaimer.

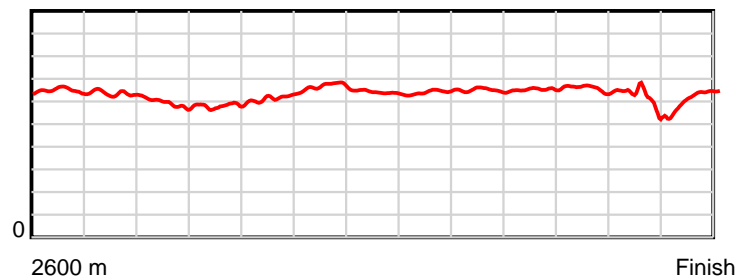
HRNZ and NZMTC and Thoroughbred Ratings Pty Ltd accepts no responsibility for the completeness or accuracy of any of the information contained herein, and makes no representations about its suitability for any particular purpose. Users should make their own judgements about those matters and/or seek independent advice. You assume all risks associated with use of the data provided on this page.

Race Results

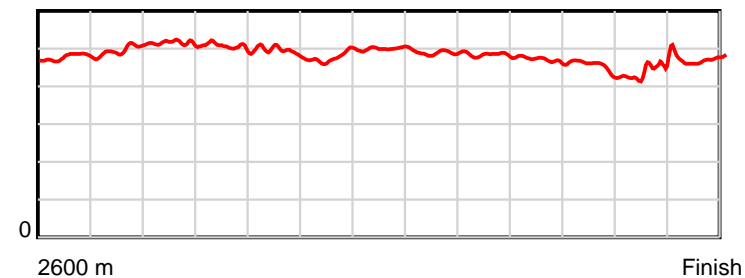
March 31, 2023, Race 7, FRED SHAW MEMORIAL NZ TROTTING CHAMPIONSHIP (MOBILE START), Distance 2600m, Addington - Survey 3200m

Result	TAB no.	Horse (Barrier)	2200m to	2000m to	1800m to	1600m to	1400m to	1200m to	1000m to	800m to	600m to	400m to	200m to	Total or	Margin
10th	7	I Dream Of Jea... (8)	2000m	1800m	1600m	1400m	1200m	1000m	800m	600m	400m	200m	WP	Average	
		Position in running (margin)	8(9.7)	8(11.1)	10(10.2)	10(11.7)	10(12.5)	10(13.2)	10(11.0)	10(10.0)	10(9.6)	10(12.4)	10(27.1)		26.60
		Sectional time (s)	17.81	17.40	16.37	14.55	15.70	15.39	15.12	14.38	14.01	15.69	14.89		
		Cumulative time (s)	171.31	153.50	136.10	119.73	105.18	89.48	74.09	58.97	44.59	30.58	14.89	3:22.04	
		Speed (m/s)	11.23	11.49	12.22	13.75	12.74	13.00	13.23	13.91	14.28	12.75	13.43	12.87	
		Stride length (m)	5.78	5.81	6.05	6.58	6.37	6.36	6.38	6.54	6.43	5.71	6.31	6.22	
		Stride duration (s)	0.515	0.505	0.495	0.479	0.500	0.489	0.483	0.470	0.450	0.448	0.470	0.483	
		Stride efficiency (%)	52.23	52.68	57.15	67.73	63.43	63.17	63.70	66.79	64.67	50.89	62.24	60.48	
		Stride count	34.60	34.45	33.07	30.38	31.39	31.46	31.32	30.59	31.09	35.05	31.69	417.91	

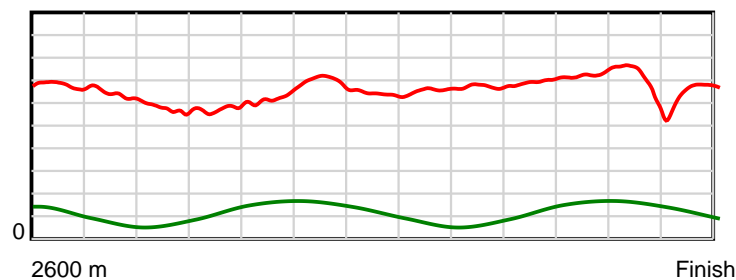
10 m Stride length



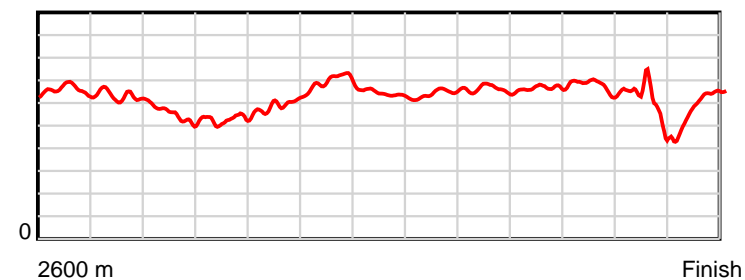
0.6 s Stride duration



20 m/sec Speed



100 % Stride efficiency



Note: Horizontal distance axis grid lines are 200m furlongs.

Disclaimer.

HRNZ and NZMTC and Thoroughbred Ratings Pty Ltd accepts no responsibility for the completeness or accuracy of any of the information contained herein, and makes no representations about its suitability for any particular purpose. Users should make their own judgements about those matters and/or seek independent advice. You assume all risks associated with use of the data provided on this page.