



## Race Results

NZ Metropolitan Trotting Club Inc, HRNZ, April 08, 2023

Compilation date: April 8, 2023, 7:08:48 PM (NZST)

Copyright © 2023 HRNZ and NZMTC. All rights reserved.

### Trademarks.

StrideMASTER is a registered trademark of Thoroughbred Ratings Pty Ltd.

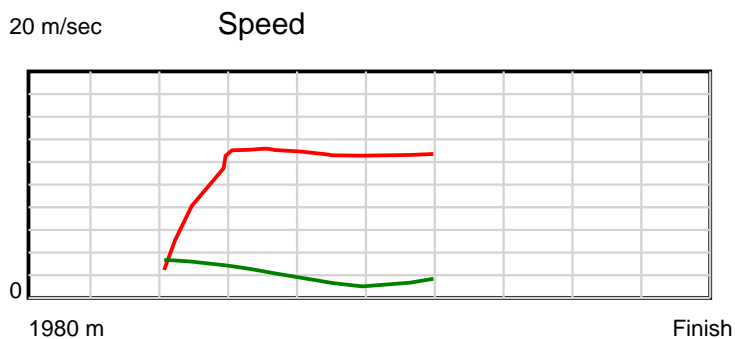
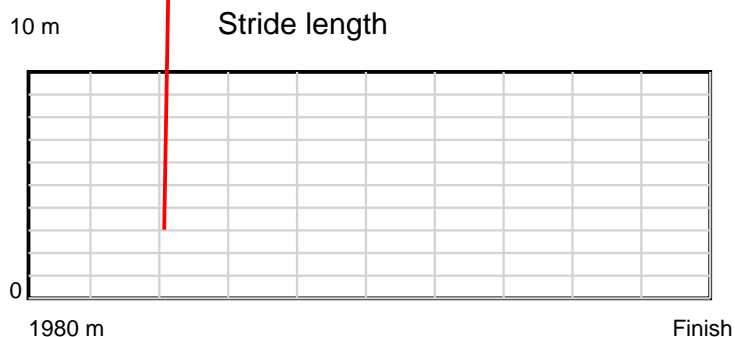
### Disclaimer.

HRNZ and NZMTC and Thoroughbred Ratings Pty Ltd accepts no responsibility for the completeness or accuracy of any of the information contained herein, and makes no representations about its suitability for any particular purpose. Users should make their own judgements about those matters and/or seek independent advice. You assume all risks associated with use of the data provided on this page.

# Race Results

April 08, 2023, Race 11, FIRST DIRECT TAXIS MOBILE PACE, Distance 1980m, Addington - Survey 1980m

Result	TAB no.	Horse (Barrier)	1980 to	1800m to	1600m to	1400m to	1200m to	1000m to	800m to	600m to	400m to	200m to	Total or	Margin
1st	8	<b>Folklore (6)</b>	<b>1800m</b>	<b>1600m</b>	<b>1400m</b>	<b>1200m</b>	<b>1000m</b>	<b>800m</b>	<b>600m</b>	<b>400m</b>	<b>200m</b>	<b>WP</b>	<b>Average</b>	
		Position in running (margin)	-	4(3.5)	3(4.1)	4(4.3)	4(4.4)	5(4.7)	4(3.8)	5(4.1)	4(3.5)	3(2.7)		0.00
		Sectional time (s)	12.30	14.36	15.37	15.54	15.90	14.72	13.80	13.68	13.87	13.95		
		Cumulative time (s)	143.49	131.19	116.83	101.46	85.92	70.02	55.30	41.50	27.82	13.95	2:23.49	
		Speed (m/s)	14.63	13.93	13.01	12.87	12.58	13.59	14.49	14.62	14.42	14.34	13.80	
		Stride length (m)	6.90	6.56	28.00	16.56	11.97	99.09	72.54	73.19	72.16	71.78	18.76	
		Stride duration (s)	0.471	0.471	2.152	1.286	0.952	7.292	5.005	5.005	5.005	5.005	1.359	
		Stride efficiency (%)	74.30	67.33	1225.11	428.44	223.83	15342.46	8223.41	8371.39	8137.68	8050.39	549.68	
		Stride count	26.10	30.47	7.14	12.08	16.71	2.02	2.76	2.73	2.77	2.79	105.57	



Note: Horizontal distance axis grid lines are 200m furlongs.

**Disclaimer.**

HRNZ and NZMTC and Thoroughbred Ratings Pty Ltd accepts no responsibility for the completeness or accuracy of any of the information contained herein, and makes no representations about its suitability for any particular purpose. Users should make their own judgements about those matters and/or seek independent advice. You assume all risks associated with use of the data provided on this page.

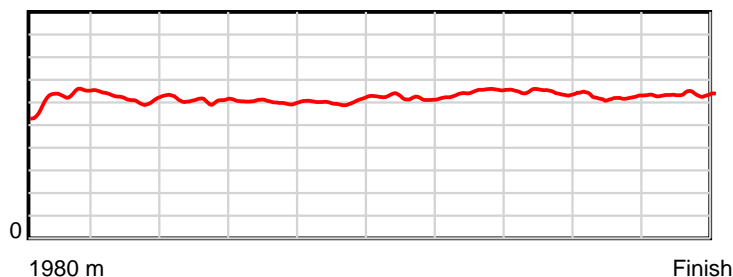


# Race Results

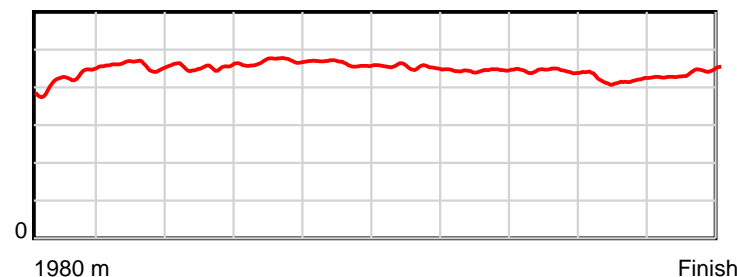
April 08, 2023, Race 11, FIRST DIRECT TAXIS MOBILE PACE, Distance 1980m, Addington - Survey 1980m

Result	TAB no.	Horse (Barrier)	1980 to	1800m to	1600m to	1400m to	1200m to	1000m to	800m to	600m to	400m to	200m to	Total or	Margin
2nd	5	Jimmy James Ma... (4)	1800m	1600m	1400m	1200m	1000m	800m	600m	400m	200m	WP	Average	
		Position in running (margin)	-	3(2.5)	6(7.0)	5(5.3)	5(5.7)	4(3.9)	5(3.8)	4(3.6)	5(4.6)	4(3.4)		0.60
		Sectional time (s)	12.19	15.03	15.03	15.60	15.54	14.87	13.72	13.93	13.81	13.89		
		Cumulative time (s)	143.61	131.42	116.39	101.36	85.76	70.22	55.35	41.63	27.70	13.89	2:23.61	
		Speed (m/s)	14.76	13.31	13.31	12.82	12.87	13.45	14.58	14.36	14.48	14.40	13.79	
		Stride length (m)	6.26	6.10	6.04	6.00	5.96	6.10	6.48	6.37	6.08	6.32	6.16	
		Stride duration (s)	0.424	0.458	0.454	0.468	0.464	0.454	0.445	0.443	0.419	0.439	0.447	
		Stride efficiency (%)	61.17	58.07	56.97	56.29	55.59	58.20	65.61	63.33	57.68	62.42	59.39	
		Stride count	28.77	32.81	33.12	33.32	33.53	32.77	30.87	31.42	32.92	31.64	321.17	

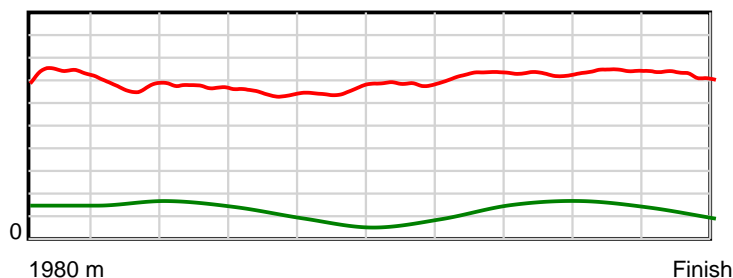
10 m Stride length



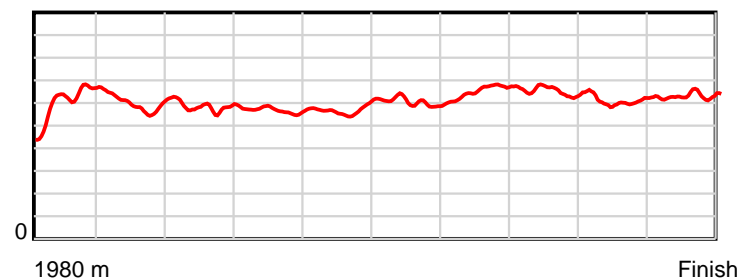
0.6 s Stride duration



20 m/sec Speed



100 % Stride efficiency



Note: Horizontal distance axis grid lines are 200m furlongs.

## Disclaimer.

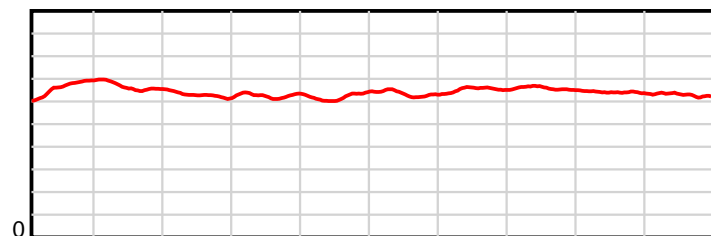
HRNZ and NZMTC and Thoroughbred Ratings Pty Ltd accepts no responsibility for the completeness or accuracy of any of the information contained herein, and makes no representations about its suitability for any particular purpose. Users should make their own judgements about those matters and/or seek independent advice. You assume all risks associated with use of the data provided on this page.

# Race Results

April 08, 2023, Race 11, FIRST DIRECT TAXIS MOBILE PACE, Distance 1980m, Addington - Survey 1980m

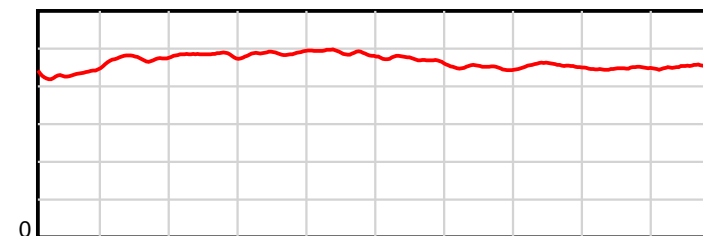
Result	TAB no.	Horse (Barrier)	1980 to	1800m to	1600m to	1400m to	1200m to	1000m to	800m to	600m to	400m to	200m to	Total or	Margin
3rd	7	Happy Place (5)	1800m	1600m	1400m	1200m	1000m	800m	600m	400m	200m	WP	Average	
		Position in running (margin)	-	1(0.0)	1(0.0)	1(0.0)	1(0.0)	1(0.0)	1(0.0)	1(0.0)	1(0.0)	1(0.0)		0.90
		Sectional time (s)	11.94	14.27	15.33	15.52	15.85	14.88	13.75	13.76	14.02	14.34		
		Cumulative time (s)	143.66	131.72	117.45	102.12	86.60	70.75	55.87	42.12	28.36	14.34	2:23.66	
		Speed (m/s)	15.07	14.02	13.05	12.89	12.62	13.44	14.55	14.53	14.27	13.95	13.78	
		Stride length (m)	6.67	6.65	6.31	6.29	6.17	6.33	6.54	6.62	6.38	6.31	6.42	
		Stride duration (s)	0.433	0.475	0.484	0.488	0.489	0.471	0.449	0.456	0.447	0.453	0.466	
		Stride efficiency (%)	69.45	69.16	62.24	61.77	59.49	62.60	66.81	68.52	63.59	62.31	64.42	
		Stride count	27.00	30.06	31.69	31.81	32.41	31.60	30.59	30.20	31.35	31.67	308.38	

10 m Stride length



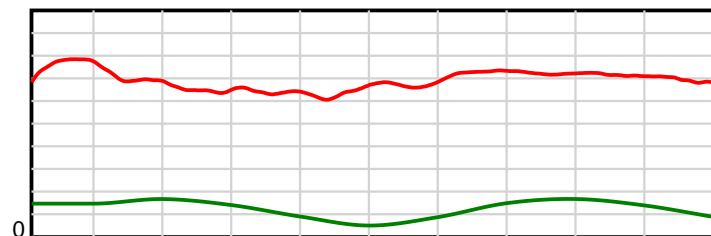
1980 m Finish

0.6 s Stride duration



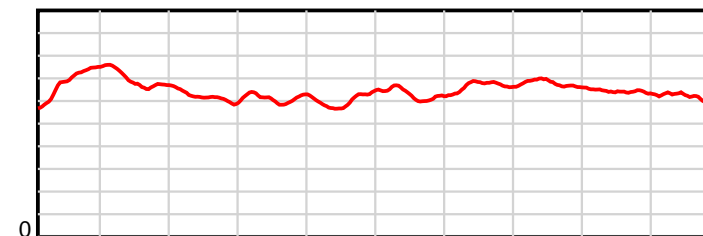
1980 m Finish

20 m/sec Speed



1980 m Finish

100 % Stride efficiency



1980 m Finish

Note: Horizontal distance axis grid lines are 200m furlongs.

## Disclaimer.

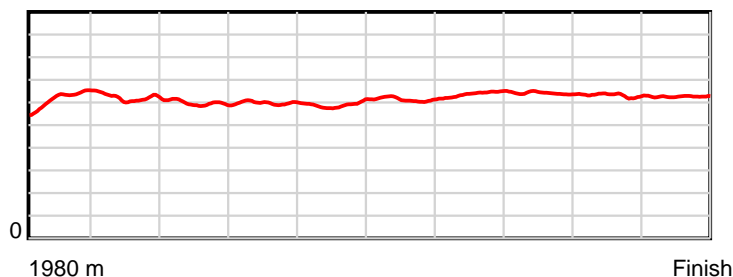
HRNZ and NZMTC and Thoroughbred Ratings Pty Ltd accepts no responsibility for the completeness or accuracy of any of the information contained herein, and makes no representations about its suitability for any particular purpose. Users should make their own judgements about those matters and/or seek independent advice. You assume all risks associated with use of the data provided on this page.

# Race Results

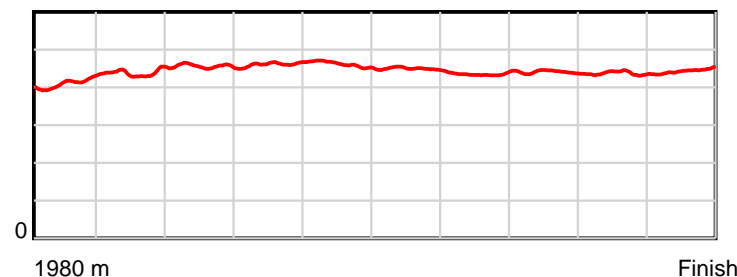
April 08, 2023, Race 11, FIRST DIRECT TAXIS MOBILE PACE, Distance 1980m, Addington - Survey 1980m

Result	TAB no.	Horse (Barrier)	1980 to	1800m to	1600m to	1400m to	1200m to	1000m to	800m to	600m to	400m to	200m to	Total or	Margin
4th	4	<b>Glory's Delight (3)</b>	<b>1800m</b>	<b>1600m</b>	<b>1400m</b>	<b>1200m</b>	<b>1000m</b>	<b>800m</b>	<b>600m</b>	<b>400m</b>	<b>200m</b>	<b>WP</b>	<b>Average</b>	
		Position in running (margin)	-	2(1.4)	2(2.2)	2(2.9)	2(2.7)	2(1.9)	2(1.5)	2(1.5)	2(2.1)	2(1.6)		1.70
		Sectional time (s)	11.99	14.41	15.43	15.51	15.70	14.81	13.76	13.87	13.93	14.40		
		Cumulative time (s)	143.81	131.82	117.41	101.98	86.47	70.77	55.96	42.20	28.33	14.40	2:23.81	
		Speed (m/s)	15.01	13.88	12.96	12.89	12.74	13.50	14.53	14.42	14.36	13.89	13.77	
		Stride length (m)	6.19	6.09	5.91	5.95	5.87	6.07	6.33	6.35	6.27	6.17	6.11	
		Stride duration (s)	0.412	0.439	0.456	0.462	0.461	0.449	0.435	0.441	0.437	0.444	0.444	
		Stride efficiency (%)	59.79	58.00	54.57	55.38	53.85	57.51	62.52	63.08	61.47	59.47	58.42	
		Stride count	29.10	32.83	33.85	33.60	34.07	32.97	31.62	31.48	31.89	32.42	323.83	

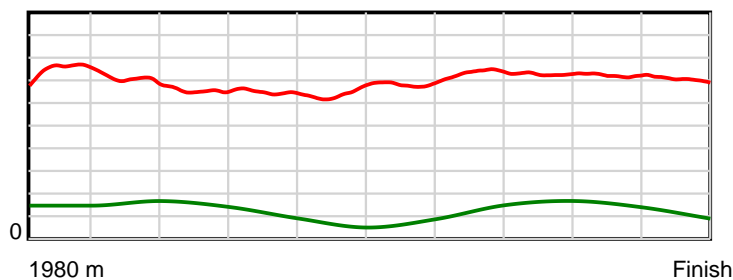
10 m Stride length



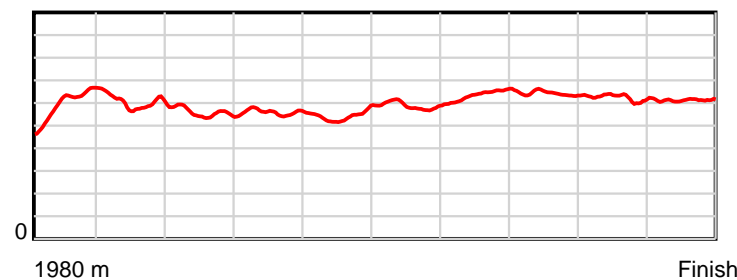
0.6 s Stride duration



20 m/sec Speed



100 % Stride efficiency



Note: Horizontal distance axis grid lines are 200m furlongs.

**Disclaimer.**

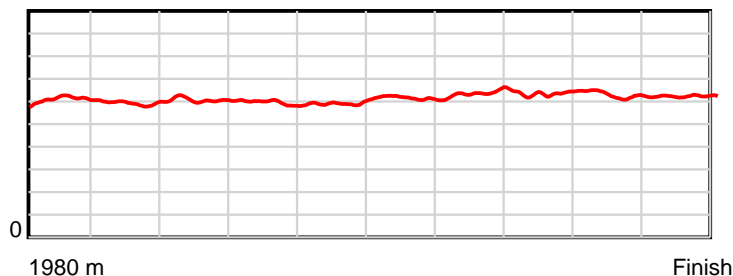
HRNZ and NZMTC and Thoroughbred Ratings Pty Ltd accepts no responsibility for the completeness or accuracy of any of the information contained herein, and makes no representations about its suitability for any particular purpose. Users should make their own judgements about those matters and/or seek independent advice. You assume all risks associated with use of the data provided on this page.

# Race Results

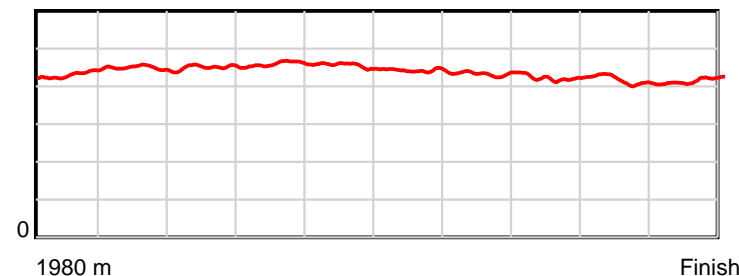
April 08, 2023, Race 11, FIRST DIRECT TAXIS MOBILE PACE, Distance 1980m, Addington - Survey 1980m

Result	TAB no.	Horse (Barrier)	1980 to	1800m to	1600m to	1400m to	1200m to	1000m to	800m to	600m to	400m to	200m to	Total or	Margin
5th	14	<b>Terry (12)</b>	<b>1800m</b>	<b>1600m</b>	<b>1400m</b>	<b>1200m</b>	<b>1000m</b>	<b>800m</b>	<b>600m</b>	<b>400m</b>	<b>200m</b>	<b>WP</b>	<b>Average</b>	
		Position in running (margin)	-	11(8.1)	11(15.4)	11(14.2)	11(14.1)	11(13.7)	11(10.3)	11(9.9)	11(8.7)	10(8.0)		1.70
		Sectional time (s)	13.00	15.49	15.12	15.51	15.80	14.32	13.68	13.56	13.91	13.44		
		Cumulative time (s)	143.83	130.83	115.34	100.22	84.71	68.91	54.59	40.91	27.35	13.44	2:23.83	
		Speed (m/s)	13.84	12.91	13.23	12.89	12.66	13.97	14.62	14.75	14.38	14.88	13.77	
		Stride length (m)	6.13	5.80	5.96	5.92	5.76	6.17	6.34	6.22	5.96	6.18	6.04	
		Stride duration (s)	0.431	0.449	0.451	0.459	0.455	0.441	0.433	0.422	0.415	0.416	0.439	
		Stride efficiency (%)	58.65	52.60	55.54	54.82	51.93	59.43	62.73	60.46	55.58	59.77	56.99	
		Stride count	29.38	34.47	33.55	33.77	34.69	32.43	31.57	32.15	33.53	32.34	327.88	

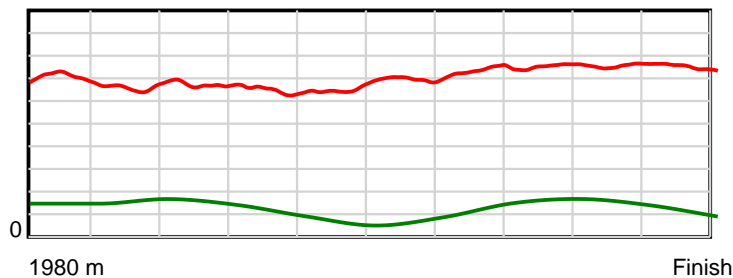
10 m Stride length



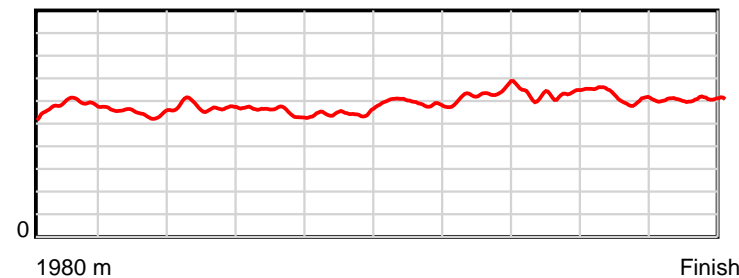
0.6 s Stride duration



20 m/sec Speed



100 % Stride efficiency



Note: Horizontal distance axis grid lines are 200m furlongs.

## Disclaimer.

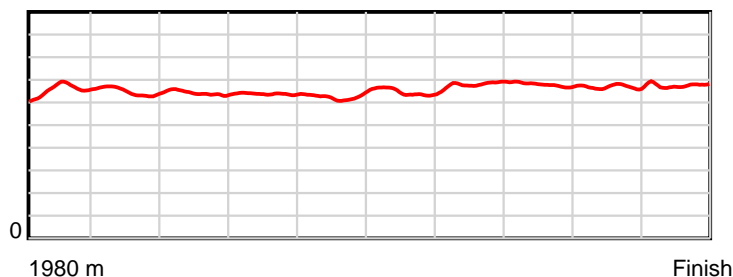
HRNZ and NZMTC and Thoroughbred Ratings Pty Ltd accepts no responsibility for the completeness or accuracy of any of the information contained herein, and makes no representations about its suitability for any particular purpose. Users should make their own judgements about those matters and/or seek independent advice. You assume all risks associated with use of the data provided on this page.

# Race Results

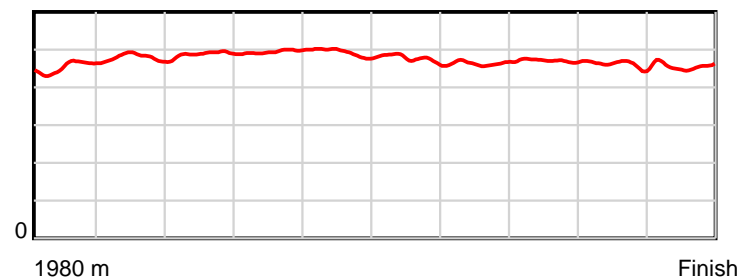
April 08, 2023, Race 11, FIRST DIRECT TAXIS MOBILE PACE, Distance 1980m, Addington - Survey 1980m

Result	TAB no.	Horse (Barrier)	1980 to	1800m to	1600m to	1400m to	1200m to	1000m to	800m to	600m to	400m to	200m to	Total or	Margin
6th	10	Here's Herbie (8)	1800m	1600m	1400m	1200m	1000m	800m	600m	400m	200m	WP	Average	
		Position in running (margin)	-	8(6.4)	8(9.2)	8(8.5)	8(8.6)	9(8.4)	9(7.9)	9(7.4)	9(7.9)	9(6.6)		1.80
		Sectional time (s)	13.01	14.73	15.22	15.55	15.81	14.80	13.65	13.85	13.80	13.42		
		Cumulative time (s)	143.84	130.83	116.10	100.88	85.33	69.52	54.72	41.07	27.22	13.42	2:23.84	
		Speed (m/s)	13.83	13.58	13.14	12.86	12.65	13.51	14.65	14.44	14.49	14.90	13.76	
		Stride length (m)	6.59	6.51	6.42	6.36	6.22	6.43	6.79	6.80	6.68	6.81	6.56	
		Stride duration (s)	0.454	0.479	0.489	0.495	0.492	0.476	0.463	0.471	0.461	0.457	0.476	
		Stride efficiency (%)	67.87	66.22	64.49	63.22	60.54	64.70	72.02	72.36	69.73	72.54	67.19	
		Stride count	27.31	30.72	31.13	31.44	32.13	31.08	29.46	29.39	29.94	29.35	301.95	

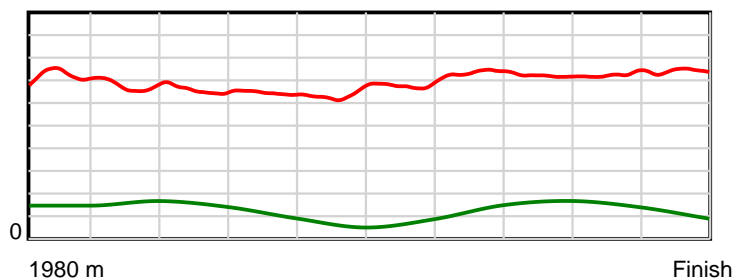
10 m Stride length



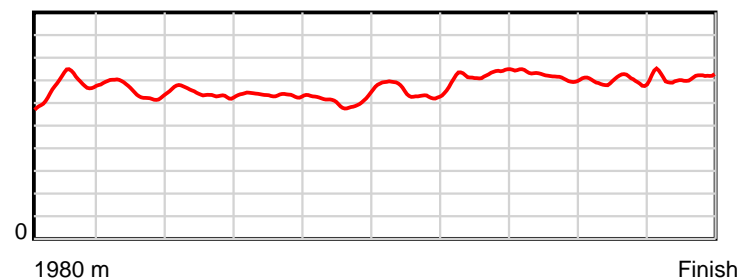
0.6 s Stride duration



20 m/sec Speed



100 % Stride efficiency



Note: Horizontal distance axis grid lines are 200m furlongs.

## Disclaimer.

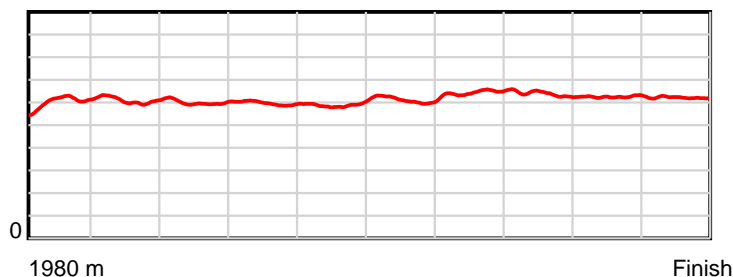
HRNZ and NZMTC and Thoroughbred Ratings Pty Ltd accepts no responsibility for the completeness or accuracy of any of the information contained herein, and makes no representations about its suitability for any particular purpose. Users should make their own judgements about those matters and/or seek independent advice. You assume all risks associated with use of the data provided on this page.

# Race Results

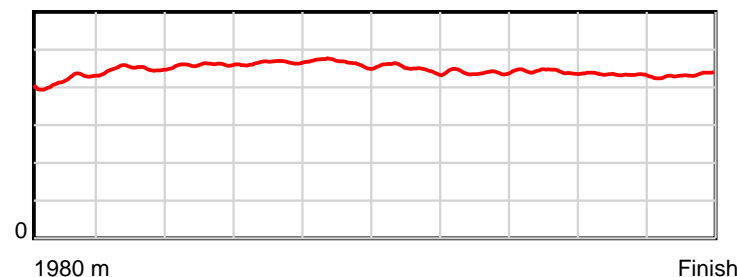
April 08, 2023, Race 11, FIRST DIRECT TAXIS MOBILE PACE, Distance 1980m, Addington - Survey 1980m

Result	TAB no.	Horse (Barrier)	1980 to	1800m to	1600m to	1400m to	1200m to	1000m to	800m to	600m to	400m to	200m to	Total or	Margin
7th	1	Manjimup (1)	1800m	1600m	1400m	1200m	1000m	800m	600m	400m	200m	WP	Average	
		Position in running (margin)	-	5(4.3)	5(6.6)	6(6.1)	6(6.5)	7(6.4)	7(5.6)	8(5.4)	6(5.9)	6(4.5)		2.40
		Sectional time (s)	12.45	14.65	15.24	15.60	15.83	14.75	13.73	13.84	13.78	14.08		
		Cumulative time (s)	143.95	131.50	116.85	101.61	86.01	70.18	55.43	41.70	27.86	14.08	2:23.95	
		Speed (m/s)	14.45	13.65	13.12	12.82	12.63	13.56	14.57	14.45	14.51	14.20	13.75	
		Stride length (m)	6.08	6.14	6.03	5.97	5.88	6.10	6.41	6.38	6.31	6.15	6.14	
		Stride duration (s)	0.420	0.450	0.460	0.465	0.465	0.450	0.440	0.442	0.434	0.433	0.446	
		Stride efficiency (%)	57.81	58.85	56.84	55.60	54.03	58.23	64.19	63.69	62.12	59.08	58.93	
		Stride count	29.59	32.59	33.16	33.53	34.01	32.76	31.20	31.33	31.72	32.53	322.42	

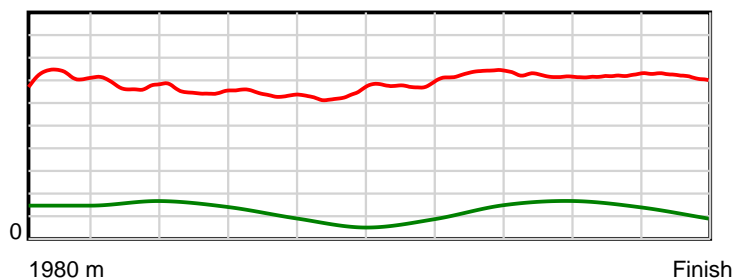
10 m Stride length



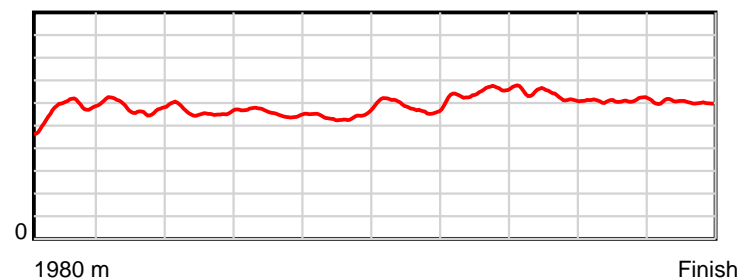
0.6 s Stride duration



20 m/sec Speed



100 % Stride efficiency



Note: Horizontal distance axis grid lines are 200m furlongs.

## Disclaimer.

HRNZ and NZMTC and Thoroughbred Ratings Pty Ltd accepts no responsibility for the completeness or accuracy of any of the information contained herein, and makes no representations about its suitability for any particular purpose. Users should make their own judgements about those matters and/or seek independent advice. You assume all risks associated with use of the data provided on this page.

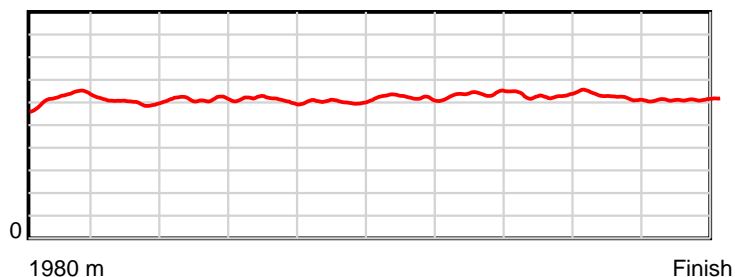


# Race Results

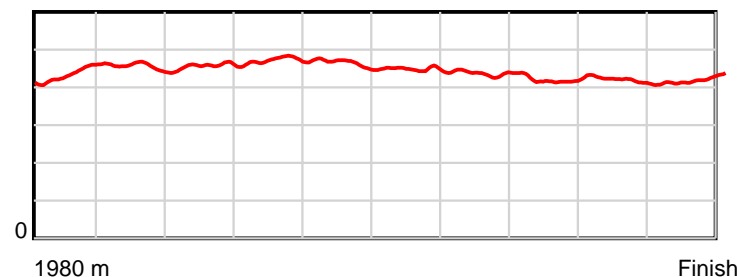
April 08, 2023, Race 11, FIRST DIRECT TAXIS MOBILE PACE, Distance 1980m, Addington - Survey 1980m

Result	TAB no.	Horse (Barrier)	1980 to	1800m to	1600m to	1400m to	1200m to	1000m to	800m to	600m to	400m to	200m to	Total or	Margin
8th	13	Lifes A Beach (11)	1800m	1600m	1400m	1200m	1000m	800m	600m	400m	200m	WP	Average	
		Position in running (margin)	-	9(6.5)	10(13.5)	10(11.8)	10(11.3)	10(10.2)	10(9.6)	10(9.1)	10(8.6)	8(6.1)		2.50
		Sectional time (s)	12.83	15.43	15.05	15.44	15.67	14.78	13.66	13.69	13.60	13.82		
		Cumulative time (s)	143.97	131.14	115.71	100.66	85.22	69.55	54.77	41.11	27.42	13.82	2:23.97	
		Speed (m/s)	14.02	12.96	13.29	12.95	12.76	13.53	14.64	14.61	14.71	14.47	13.75	
		Stride length (m)	6.25	5.90	6.07	6.11	5.92	6.06	6.40	6.14	6.14	6.10	6.11	
		Stride duration (s)	0.435	0.456	0.457	0.472	0.464	0.448	0.438	0.420	0.418	0.421	0.444	
		Stride efficiency (%)	61.01	54.46	57.63	58.42	54.81	57.35	64.10	58.88	58.87	58.09	58.25	
		Stride count	28.81	33.88	32.93	32.71	33.77	33.01	31.23	32.58	32.59	32.80	324.31	

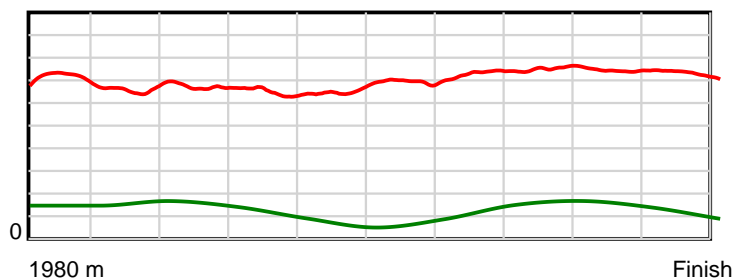
10 m Stride length



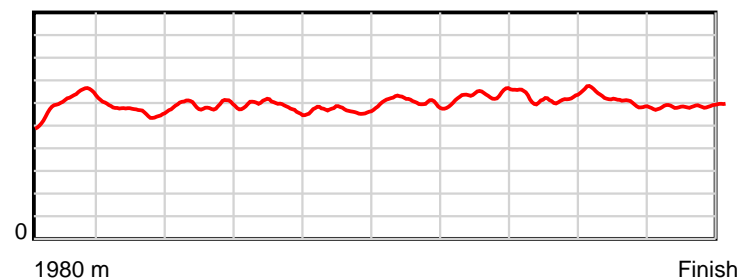
0.6 s Stride duration



20 m/sec Speed



100 % Stride efficiency



Note: Horizontal distance axis grid lines are 200m furlongs.

## Disclaimer.

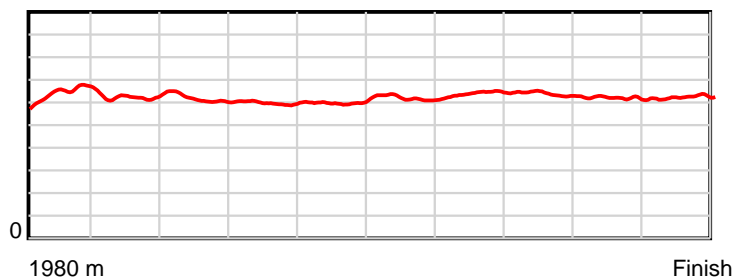
HRNZ and NZMTC and Thoroughbred Ratings Pty Ltd accepts no responsibility for the completeness or accuracy of any of the information contained herein, and makes no representations about its suitability for any particular purpose. Users should make their own judgements about those matters and/or seek independent advice. You assume all risks associated with use of the data provided on this page.

# Race Results

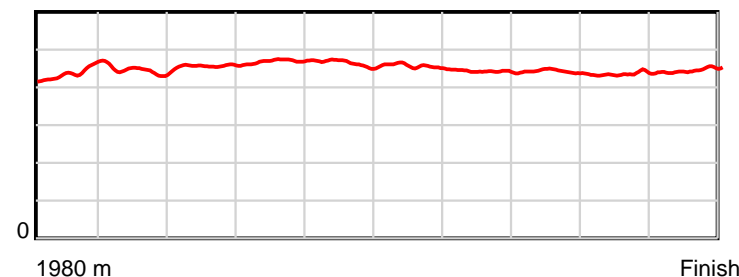
April 08, 2023, Race 11, FIRST DIRECT TAXIS MOBILE PACE, Distance 1980m, Addington - Survey 1980m

Result	TAB no.	Horse (Barrier)	1980 to	1800m to	1600m to	1400m to	1200m to	1000m to	800m to	600m to	400m to	200m to	Total or	Margin
9th	12	<b>Magic Four (10)</b>	<b>1800m</b>	<b>1600m</b>	<b>1400m</b>	<b>1200m</b>	<b>1000m</b>	<b>800m</b>	<b>600m</b>	<b>400m</b>	<b>200m</b>	<b>WP</b>	<b>Average</b>	
		Position in running (margin)	-	6(4.5)	4(5.5)	3(3.1)	3(3.5)	3(2.3)	3(2.0)	3(1.8)	3(2.7)	5(3.6)		3.10
		Sectional time (s)	12.66	14.44	14.92	15.60	15.65	14.83	13.72	13.90	14.18	14.18		
		Cumulative time (s)	144.08	131.42	116.98	102.06	86.46	70.81	55.98	42.26	28.36	14.18	2:24.08	
		Speed (m/s)	14.21	13.85	13.40	12.82	12.78	13.49	14.58	14.39	14.10	14.10	13.74	
		Stride length (m)	6.53	6.16	6.12	6.02	5.93	6.15	6.44	6.36	6.14	6.31	6.21	
		Stride duration (s)	0.440	0.445	0.457	0.469	0.464	0.456	0.442	0.442	0.436	0.447	0.452	
		Stride efficiency (%)	66.64	59.33	58.55	56.58	54.89	59.09	64.89	63.11	59.01	62.12	60.21	
		Stride count	27.56	32.46	32.67	33.24	33.75	32.52	31.04	31.47	32.55	31.72	318.98	

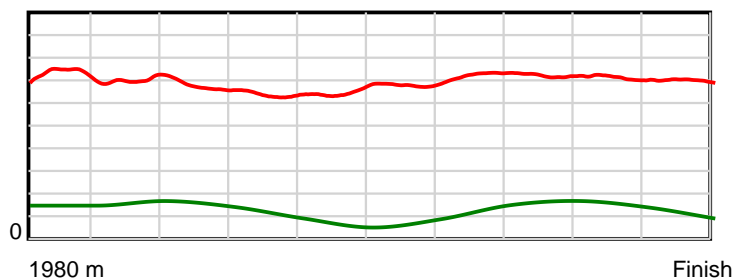
10 m Stride length



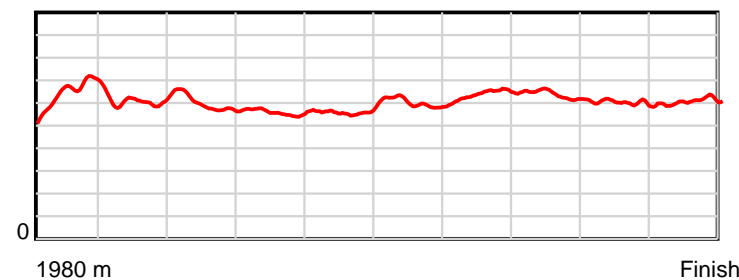
0.6 s Stride duration



20 m/sec Speed



100 % Stride efficiency



Note: Horizontal distance axis grid lines are 200m furlongs.

## Disclaimer.

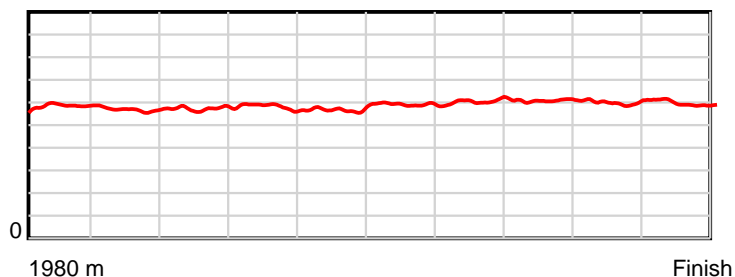
HRNZ and NZMTC and Thoroughbred Ratings Pty Ltd accepts no responsibility for the completeness or accuracy of any of the information contained herein, and makes no representations about its suitability for any particular purpose. Users should make their own judgements about those matters and/or seek independent advice. You assume all risks associated with use of the data provided on this page.

# Race Results

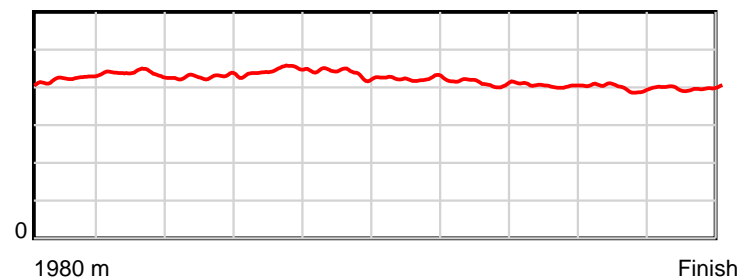
April 08, 2023, Race 11, FIRST DIRECT TAXIS MOBILE PACE, Distance 1980m, Addington - Survey 1980m

Result	TAB no.	Horse (Barrier)	1980 to	1800m to	1600m to	1400m to	1200m to	1000m to	800m to	600m to	400m to	200m to	Total or	Margin
10th	9	<b>Get Up N Dance (7)</b>	<b>1800m</b>	<b>1600m</b>	<b>1400m</b>	<b>1200m</b>	<b>1000m</b>	<b>800m</b>	<b>600m</b>	<b>400m</b>	<b>200m</b>	<b>WP</b>	<b>Average</b>	
		Position in running (margin)	-	12(8.4)	12(17.8)	12(16.0)	12(15.5)	12(14.4)	12(12.9)	12(12.2)	12(11.4)	11(9.2)		3.60
		Sectional time (s)	13.20	15.84	15.02	15.44	15.68	14.62	13.64	13.62	13.65	13.46		
		Cumulative time (s)	144.17	130.97	115.13	100.11	84.67	68.99	54.37	40.73	27.11	13.46	2:24.17	
		Speed (m/s)	13.63	12.63	13.32	12.95	12.76	13.68	14.66	14.68	14.65	14.86	13.73	
		Stride length (m)	5.82	5.53	5.70	5.77	5.59	5.78	6.04	5.94	5.85	5.92	5.79	
		Stride duration (s)	0.423	0.438	0.428	0.445	0.438	0.423	0.412	0.404	0.399	0.398	0.422	
		Stride efficiency (%)	52.93	47.73	50.83	52.01	48.77	52.26	57.09	55.06	53.42	54.78	52.37	
		Stride count	30.93	36.19	35.07	34.67	35.80	34.58	33.09	33.69	34.21	33.78	342.01	

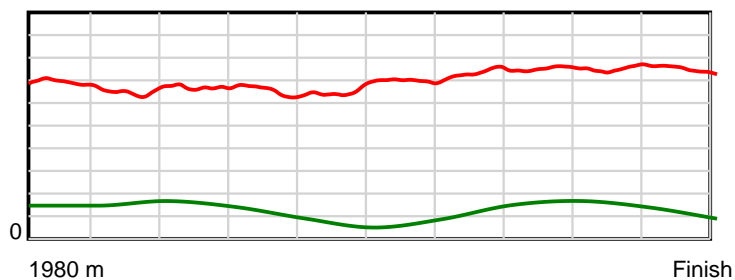
10 m Stride length



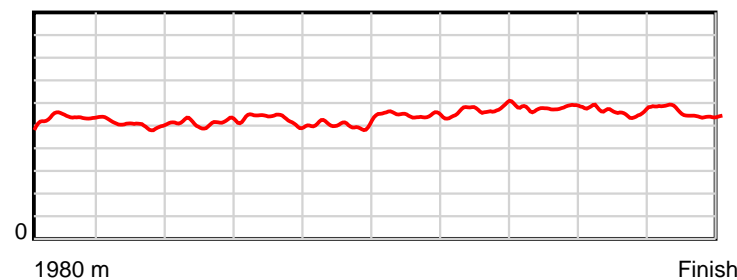
0.6 s Stride duration



20 m/sec Speed



100 % Stride efficiency



Note: Horizontal distance axis grid lines are 200m furlongs.

**Disclaimer.**

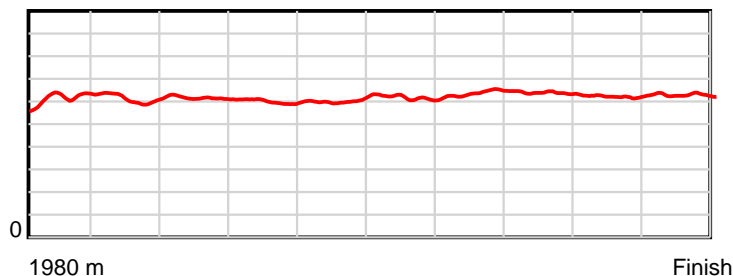
HRNZ and NZMTC and Thoroughbred Ratings Pty Ltd accepts no responsibility for the completeness or accuracy of any of the information contained herein, and makes no representations about its suitability for any particular purpose. Users should make their own judgements about those matters and/or seek independent advice. You assume all risks associated with use of the data provided on this page.

# Race Results

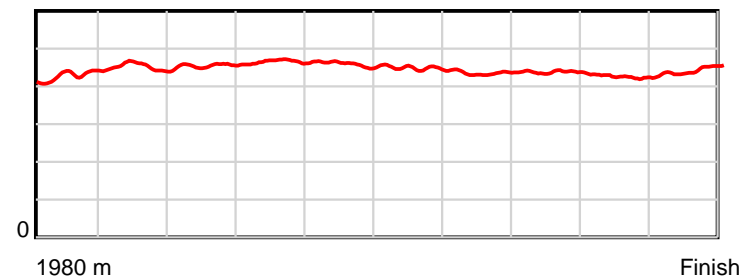
April 08, 2023, Race 11, FIRST DIRECT TAXIS MOBILE PACE, Distance 1980m, Addington - Survey 1980m

Result	TAB no.	Horse (Barrier)	1980 to	1800m to	1600m to	1400m to	1200m to	1000m to	800m to	600m to	400m to	200m to	Total or	Margin
11th	2	Maren Franco (2)	1800m	1600m	1400m	1200m	1000m	800m	600m	400m	200m	WP	Average	
		Position in running (margin)	-	7(4.8)	7(9.1)	7(7.1)	7(7.2)	6(6.0)	6(5.5)	6(5.3)	7(6.3)	7(6.0)		4.70
		Sectional time (s)	12.69	14.99	14.99	15.54	15.65	14.79	13.72	13.93	13.96	14.13		
		Cumulative time (s)	144.39	131.70	116.71	101.72	86.18	70.53	55.74	42.02	28.09	14.13	2:24.39	
		Speed (m/s)	14.18	13.34	13.34	12.87	12.78	13.52	14.58	14.36	14.33	14.15	13.71	
		Stride length (m)	6.16	6.02	6.07	5.99	5.87	6.06	6.35	6.28	6.09	6.28	6.11	
		Stride duration (s)	0.429	0.451	0.455	0.465	0.459	0.448	0.435	0.437	0.425	0.444	0.446	
		Stride efficiency (%)	59.31	56.66	57.61	56.02	53.77	57.40	62.96	61.55	58.01	61.62	58.38	
		Stride count	29.22	33.21	32.94	33.40	34.10	33.00	31.51	31.87	32.83	31.85	323.93	

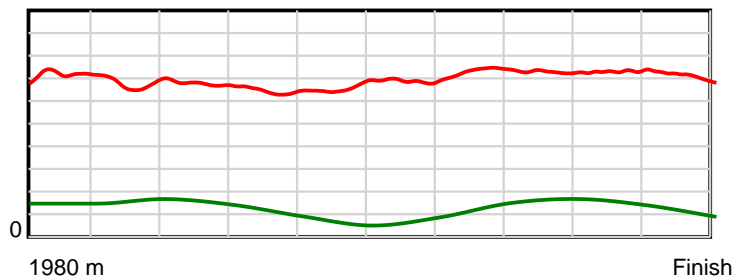
10 m Stride length



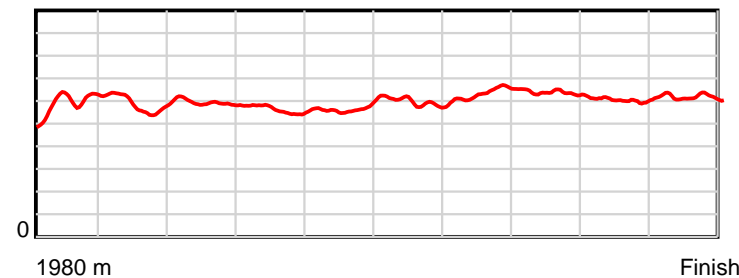
0.6 s Stride duration



20 m/sec Speed



100 % Stride efficiency



Note: Horizontal distance axis grid lines are 200m furlongs.

## Disclaimer.

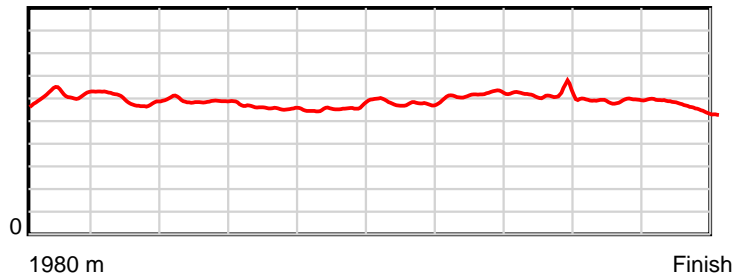
HRNZ and NZMTC and Thoroughbred Ratings Pty Ltd accepts no responsibility for the completeness or accuracy of any of the information contained herein, and makes no representations about its suitability for any particular purpose. Users should make their own judgements about those matters and/or seek independent advice. You assume all risks associated with use of the data provided on this page.

# Race Results

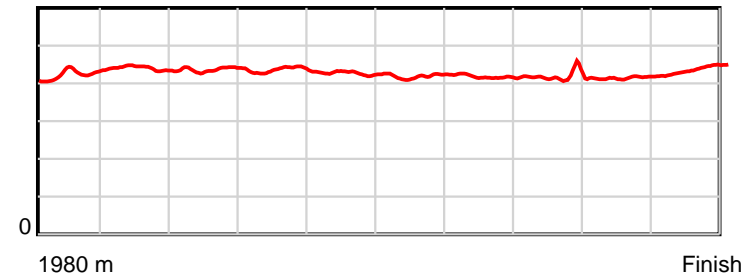
April 08, 2023, Race 11, FIRST DIRECT TAXIS MOBILE PACE, Distance 1980m, Addington - Survey 1980m

Result	TAB no.	Horse (Barrier)	1980 to	1800m to	1600m to	1400m to	1200m to	1000m to	800m to	600m to	400m to	200m to	Total or	Margin
12th	11	Mogul (9)	1800m	1600m	1400m	1200m	1000m	800m	600m	400m	200m	WP	Average	
		Position in running (margin)	-	10(6.5)	9(10.6)	9(9.9)	9(9.9)	8(8.4)	8(6.0)	7(5.4)	8(6.8)	12(11.0)		16.40
		Sectional time (s)	12.42	14.95	15.21	15.52	15.60	14.48	13.65	14.00	14.71	16.06		
		Cumulative time (s)	146.60	134.18	119.23	104.02	88.50	72.90	58.42	44.77	30.77	16.06	2:26.60	
		Speed (m/s)	14.49	13.38	13.15	12.89	12.82	13.81	14.65	14.29	13.60	12.45	13.51	
		Stride length (m)	6.11	5.89	5.74	5.61	5.47	5.79	6.12	5.95	5.64	5.47	5.77	
		Stride duration (s)	0.425	0.440	0.437	0.436	0.427	0.419	0.418	0.417	0.415	0.439	0.427	
		Stride efficiency (%)	58.42	54.20	51.50	49.26	46.82	52.31	58.55	55.34	49.71	46.80	51.99	
		Stride count	29.44	33.96	34.84	35.62	36.54	34.57	32.67	33.61	35.46	36.55	343.26	

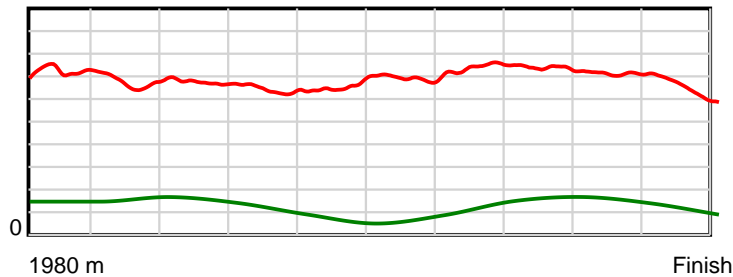
10 m Stride length



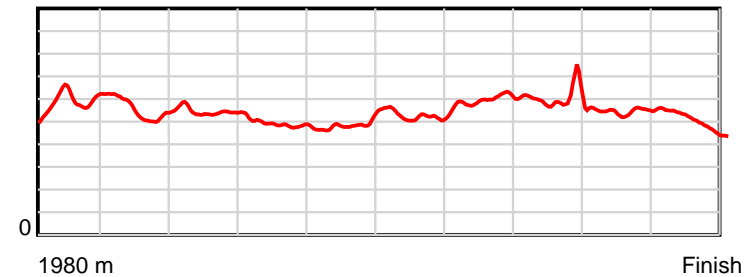
0.6 s Stride duration



20 m/sec Speed



100 % Stride efficiency



Note: Horizontal distance axis grid lines are 200m furlongs.

## Disclaimer.

HRNZ and NZMTC and Thoroughbred Ratings Pty Ltd accepts no responsibility for the completeness or accuracy of any of the information contained herein, and makes no representations about its suitability for any particular purpose. Users should make their own judgements about those matters and/or seek independent advice. You assume all risks associated with use of the data provided on this page.