



Race Results

NZ Metropolitan Trotting Club Inc, HRNZ, April 08, 2023

Compilation date: April 8, 2023, 2:55:12 PM (NZST)

Copyright © 2023 HRNZ and NZMTC. All rights reserved.

Trademarks.

StrideMASTER is a registered trademark of Thoroughbred Ratings Pty Ltd.

Disclaimer.

HRNZ and NZMTC and Thoroughbred Ratings Pty Ltd accepts no responsibility for the completeness or accuracy of any of the information contained herein, and makes no representations about its suitability for any particular purpose. Users should make their own judgements about those matters and/or seek independent advice. You assume all risks associated with use of the data provided on this page.



Race Results



April 08, 2023, Race 3, FAT EDDIES RACING REWARDS SHOWCASE MOBILE PACE, Distance 2600m, Addington - Survey 3200m

Result	TAB no.	Horse (Barrier)	2600 to	2400m to
1st	13	Amarla (11)	2400m	2200m
		Position in running (margin)	-	9(6.5)
		Sectional time (s)	14.47	14.85
		Cumulative time (s)	194.19	179.72
		Speed (m/s)	13.82	13.47
		Stride length (m)	6.07	5.83
		Stride duration (s)	0.429	0.433
		Stride efficiency (%)	57.63	53.19
		Stride count	32.93	34.28

Disclaimer.

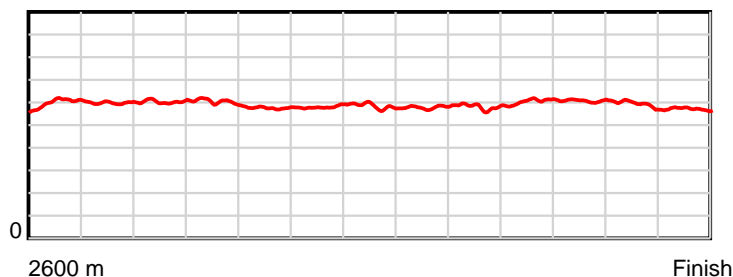
HRNZ and NZMTC and Thoroughbred Ratings Pty Ltd accepts no responsibility for the completeness or accuracy of any of the information contained herein, and makes no representations about its suitability for any particular purpose. Users should make their own judgements about those matters and/or seek independent advice. You assume all risks associated with use of the data provided on this page.

Race Results

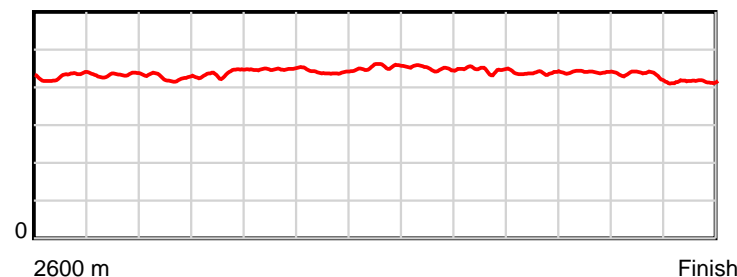
April 08, 2023, Race 3, FAT EDDIES RACING REWARDS SHOWCASE MOBILE PACE, Distance 2600m, Addington - Survey 3200m

Result	TAB no.	Horse (Barrier)	2200m to	2000m to	1800m to	1600m to	1400m to	1200m to	1000m to	800m to	600m to	400m to	200m to	Total or	Margin
1st	13	Amarla (11)	2000m	1800m	1600m	1400m	1200m	1000m	800m	600m	400m	200m	WP	Average	
		Position in running (margin)	8(7.5)	3(2.3)	1(0.0)	1(0.0)	2(1.4)	2(1.7)	2(2.5)	2(1.8)	3(1.6)	3(1.5)	2(1.1)		0.00
		Sectional time (s)	14.58	14.53	15.70	15.15	15.54	15.61	15.49	14.49	14.58	14.61	14.59		
		Cumulative time (s)	164.87	150.29	135.76	120.06	104.91	89.37	73.76	58.27	43.78	29.20	14.59	3:14.19	
		Speed (m/s)	13.72	13.76	12.74	13.20	12.87	12.81	12.91	13.80	13.72	13.69	13.71	13.39	
		Stride length (m)	5.85	6.02	5.71	5.82	5.85	5.77	5.77	6.03	6.04	5.91	5.71	5.87	
		Stride duration (s)	0.426	0.438	0.448	0.441	0.455	0.450	0.447	0.437	0.440	0.432	0.416	0.439	
		Stride efficiency (%)	53.44	56.65	51.00	52.93	53.47	51.96	52.03	56.91	57.05	54.53	50.92	53.91	
		Stride count	34.20	33.22	35.01	34.37	34.19	34.68	34.66	33.14	33.10	33.86	35.04	442.68	

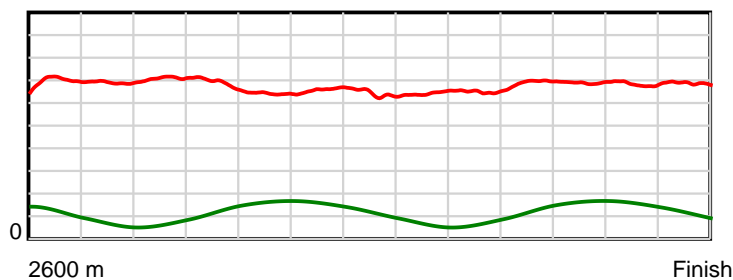
10 m Stride length



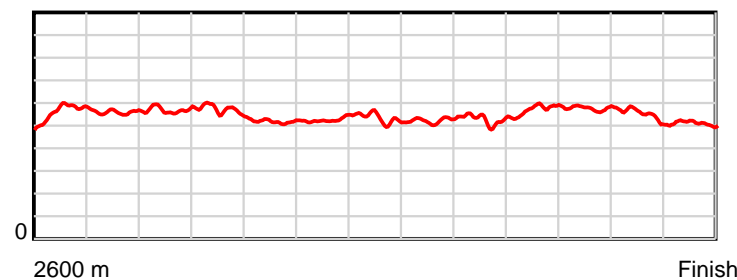
0.6 s Stride duration



20 m/sec Speed



100 % Stride efficiency



Note: Horizontal distance axis grid lines are 200m furlongs.

Disclaimer.

HRNZ and NZMTC and Thoroughbred Ratings Pty Ltd accepts no responsibility for the completeness or accuracy of any of the information contained herein, and makes no representations about its suitability for any particular purpose. Users should make their own judgements about those matters and/or seek independent advice. You assume all risks associated with use of the data provided on this page.



Race Results



April 08, 2023, Race 3, FAT EDDIES RACING REWARDS SHOWCASE MOBILE PACE, Distance 2600m, Addington - Survey 3200m

Result	TAB no.	Horse (Barrier)	2600 to	2400m to
2nd	12	Betterwithblin... (10)	2400m	2200m
		Position in running (margin)	-	8(6.2)
		Sectional time (s)	14.36	14.64
		Cumulative time (s)	194.26	179.90
		Speed (m/s)	13.93	13.66
		Stride length (m)	6.21	6.16
		Stride duration (s)	0.436	0.451
		Stride efficiency (%)	60.33	59.32
		Stride count	32.19	32.46

Disclaimer.

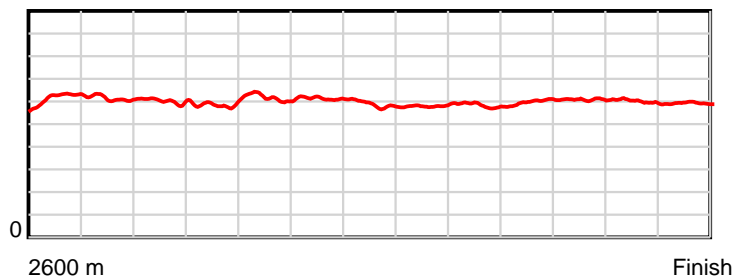
HRNZ and NZMTC and Thoroughbred Ratings Pty Ltd accepts no responsibility for the completeness or accuracy of any of the information contained herein, and makes no representations about its suitability for any particular purpose. Users should make their own judgements about those matters and/or seek independent advice. You assume all risks associated with use of the data provided on this page.

Race Results

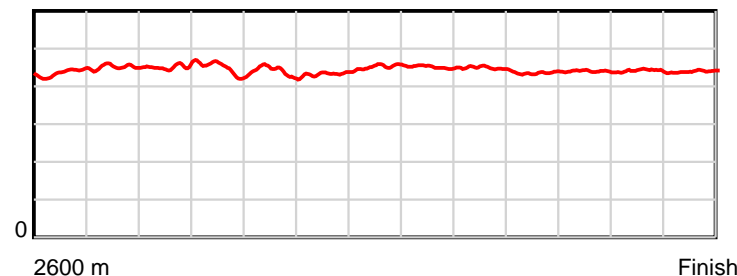
April 08, 2023, Race 3, FAT EDDIES RACING REWARDS SHOWCASE MOBILE PACE, Distance 2600m, Addington - Survey 3200m

Result	TAB no.	Horse (Barrier)	2200m to	2000m to	1800m to	1600m to	1400m to	1200m to	1000m to	800m to	600m to	400m to	200m to	Total or	Margin
2nd	12	Betterwithblin... (10)	2000m	1800m	1600m	1400m	1200m	1000m	800m	600m	400m	200m	WP	Average	
		Position in running (margin)	6(5.9)	8(6.6)	9(8.9)	5(4.2)	1(0.0)	1(0.0)	1(0.0)	1(0.0)	1(0.0)	1(0.0)	1(0.0)		0.07
		Sectional time (s)	15.55	15.31	14.92	14.21	15.49	15.47	15.62	14.53	14.59	14.69	14.88		
		Cumulative time (s)	165.26	149.71	134.40	119.48	105.27	89.78	74.31	58.69	44.16	29.57	14.88	3:14.26	
		Speed (m/s)	12.86	13.06	13.40	14.07	12.91	12.93	12.80	13.76	13.71	13.61	13.44	13.38	
		Stride length (m)	5.82	5.84	5.89	6.11	5.85	5.83	5.73	6.00	6.03	6.00	5.91	5.95	
		Stride duration (s)	0.453	0.447	0.439	0.434	0.453	0.451	0.448	0.436	0.440	0.441	0.440	0.444	
		Stride efficiency (%)	52.98	53.27	54.14	58.26	53.42	53.12	51.37	56.19	56.90	56.30	54.58	55.31	
		Stride count	34.35	34.26	33.98	32.75	34.21	34.30	34.88	33.35	33.14	33.32	33.84	437.03	

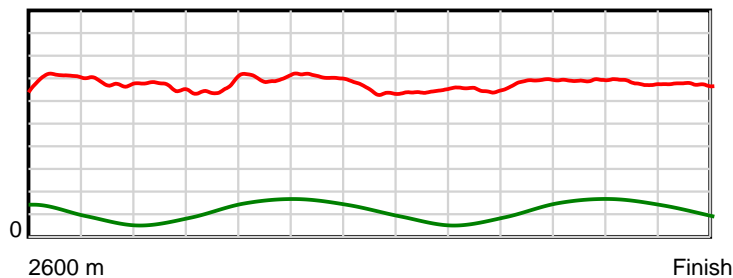
10 m Stride length



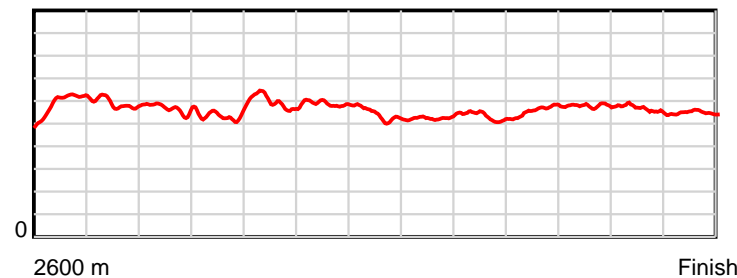
0.6 s Stride duration



20 m/sec Speed



100 % Stride efficiency



Note: Horizontal distance axis grid lines are 200m furlongs.

Disclaimer.

HRNZ and NZMTC and Thoroughbred Ratings Pty Ltd accepts no responsibility for the completeness or accuracy of any of the information contained herein, and makes no representations about its suitability for any particular purpose. Users should make their own judgements about those matters and/or seek independent advice. You assume all risks associated with use of the data provided on this page.



Race Results



April 08, 2023, Race 3, FAT EDDIES RACING REWARDS SHOWCASE MOBILE PACE, Distance 2600m, Addington - Survey 3200m

Result	TAB no.	Horse (Barrier)	2600 to	2400m to
3rd	3	Nyla (3)	2400m	2200m
		Position in running (margin)	-	2(4.0)
		Sectional time (s)	14.01	14.90
		Cumulative time (s)	194.44	180.43
		Speed (m/s)	14.28	13.42
		Stride length (m)	6.42	6.28
		Stride duration (s)	0.450	0.468
		Stride efficiency (%)	64.49	61.64
		Stride count	31.13	31.84

Disclaimer.

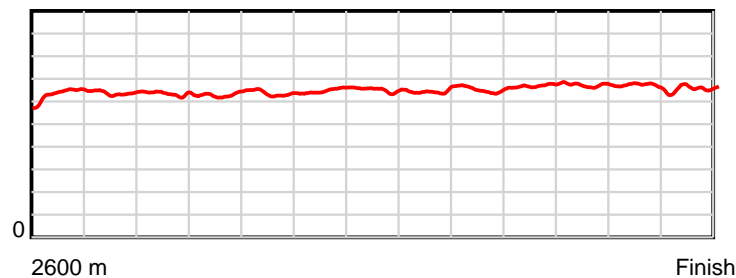
HRNZ and NZMTC and Thoroughbred Ratings Pty Ltd accepts no responsibility for the completeness or accuracy of any of the information contained herein, and makes no representations about its suitability for any particular purpose. Users should make their own judgements about those matters and/or seek independent advice. You assume all risks associated with use of the data provided on this page.

Race Results

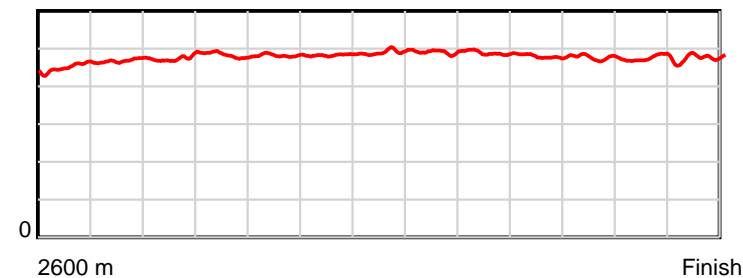
April 08, 2023, Race 3, FAT EDDIES RACING REWARDS SHOWCASE MOBILE PACE, Distance 2600m, Addington - Survey 3200m

Result	TAB no.	Horse (Barrier)	2200m to	2000m to	1800m to	1600m to	1400m to	1200m to	1000m to	800m to	600m to	400m to	200m to	Total or	Margin
3rd	3	Nyla (3)	2000m	1800m	1600m	1400m	1200m	1000m	800m	600m	400m	200m	WP	Average	
		Position in running (margin)	5(5.2)	6(5.4)	7(8.3)	8(7.0)	8(7.9)	6(5.8)	7(7.1)	7(6.1)	7(5.0)	7(4.1)	6(2.8)		1.30
		Sectional time (s)	15.47	15.40	15.48	15.07	15.12	15.70	15.45	14.34	14.44	14.46	14.60		
		Cumulative time (s)	165.53	150.06	134.66	119.18	104.11	88.99	73.29	57.84	43.50	29.06	14.60	3:14.44	
		Speed (m/s)	12.93	12.99	12.92	13.27	13.23	12.74	12.94	13.95	13.85	13.83	13.70	13.37	
		Stride length (m)	6.13	6.27	6.22	6.41	6.49	6.25	6.32	6.69	6.59	6.54	6.53	6.39	
		Stride duration (s)	0.474	0.483	0.482	0.483	0.491	0.491	0.488	0.479	0.476	0.473	0.477	0.478	
		Stride efficiency (%)	58.73	61.44	60.55	64.13	65.75	61.12	62.35	69.85	67.92	66.92	66.73	63.86	
		Stride count	32.62	31.90	32.13	31.22	30.83	31.98	31.66	29.91	30.34	30.56	30.61	406.73	

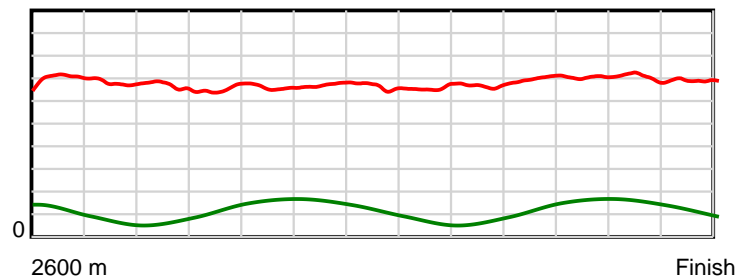
10 m Stride length



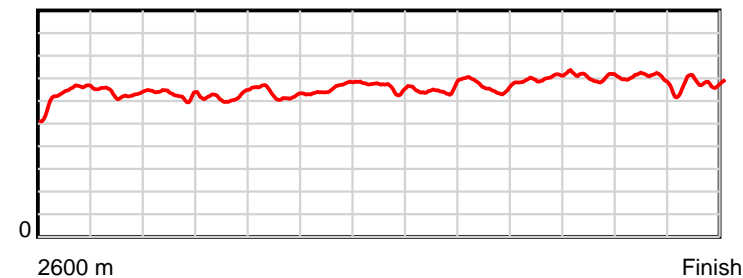
0.6 s Stride duration



20 m/sec Speed



100 % Stride efficiency



Note: Horizontal distance axis grid lines are 200m furlongs.

Disclaimer.

HRNZ and NZMTC and Thoroughbred Ratings Pty Ltd accepts no responsibility for the completeness or accuracy of any of the information contained herein, and makes no representations about its suitability for any particular purpose. Users should make their own judgements about those matters and/or seek independent advice. You assume all risks associated with use of the data provided on this page.



Race Results



April 08, 2023, Race 3, FAT EDDIES RACING REWARDS SHOWCASE MOBILE PACE, Distance 2600m, Addington - Survey 3200m

Result	TAB no.	Horse (Barrier)	2600 to	2400m to
4th	8	Mamma Mia (7)	2400m	2200m
		Position in running (margin)	-	6(5.2)
		Sectional time (s)	14.09	15.80
		Cumulative time (s)	194.46	180.37
		Speed (m/s)	14.19	12.66
		Stride length (m)	6.07	5.87
		Stride duration (s)	0.433	0.464
		Stride efficiency (%)	57.59	53.89
		Stride count	32.95	34.06

Disclaimer.

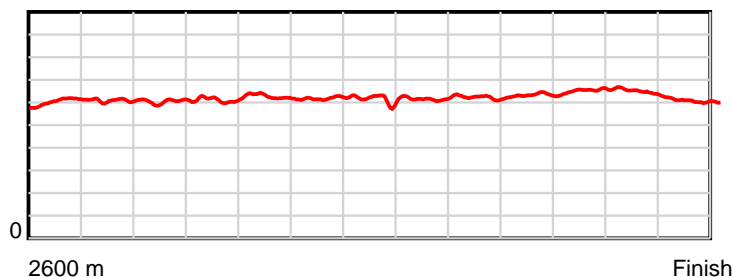
HRNZ and NZMTC and Thoroughbred Ratings Pty Ltd accepts no responsibility for the completeness or accuracy of any of the information contained herein, and makes no representations about its suitability for any particular purpose. Users should make their own judgements about those matters and/or seek independent advice. You assume all risks associated with use of the data provided on this page.

Race Results

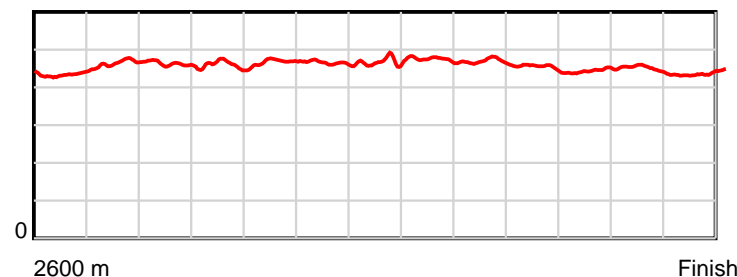
April 08, 2023, Race 3, FAT EDDIES RACING REWARDS SHOWCASE MOBILE PACE, Distance 2600m, Addington - Survey 3200m

Result	TAB no.	Horse (Barrier)	2200m to	2000m to	1800m to	1600m to	1400m to	1200m to	1000m to	800m to	600m to	400m to	200m to	Total or	Margin
4th	8	Mamma Mia (7)	2000m	1800m	1600m	1400m	1200m	1000m	800m	600m	400m	200m	WP	Average	
		Position in running (margin)	12(11.9)	12(13.0)	12(13.4)	12(11.3)	12(12.1)	11(10.4)	11(10.7)	10(9.2)	10(7.7)	8(5.1)	8(3.6)		1.40
		Sectional time (s)	15.62	14.99	15.35	15.05	15.20	15.52	15.38	14.27	14.15	14.45	14.59		
		Cumulative time (s)	164.57	148.95	133.96	118.61	103.56	88.36	72.84	57.46	43.19	29.04	14.59	3:14.46	
		Speed (m/s)	12.80	13.34	13.03	13.29	13.16	12.89	13.00	14.02	14.13	13.84	13.71	13.37	
		Stride length (m)	5.91	6.12	6.11	6.17	6.16	6.11	6.09	6.34	6.30	6.18	6.00	6.11	
		Stride duration (s)	0.462	0.459	0.469	0.464	0.468	0.474	0.468	0.452	0.446	0.447	0.438	0.457	
		Stride efficiency (%)	54.61	58.56	58.29	59.47	59.37	58.29	57.87	62.82	61.99	59.75	56.23	58.29	
		Stride count	33.83	32.67	32.75	32.42	32.45	32.75	32.86	31.54	31.76	32.34	33.34	425.72	

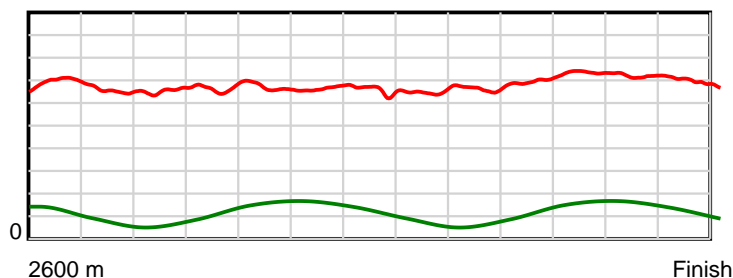
10 m Stride length



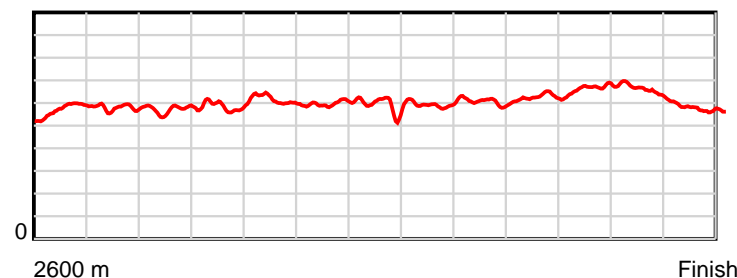
0.6 s Stride duration



20 m/sec Speed



100 % Stride efficiency



Note: Horizontal distance axis grid lines are 200m furlongs.

Disclaimer.

HRNZ and NZMTC and Thoroughbred Ratings Pty Ltd accepts no responsibility for the completeness or accuracy of any of the information contained herein, and makes no representations about its suitability for any particular purpose. Users should make their own judgements about those matters and/or seek independent advice. You assume all risks associated with use of the data provided on this page.



Race Results



April 08, 2023, Race 3, FAT EDDIES RACING REWARDS SHOWCASE MOBILE PACE, Distance 2600m, Addington - Survey 3200m

Result	TAB no.	Horse (Barrier)	2600 to	2400m to
5th	14	Franco Cornel (0)	2400m	2200m
		Position in running (margin)	-	12(9.7)
		Sectional time (s)	15.07	14.80
		Cumulative time (s)	195.14	180.07
		Speed (m/s)	13.27	13.51
		Stride length (m)	5.97	5.94
		Stride duration (s)	0.435	0.440
		Stride efficiency (%)	55.62	55.23
		Stride count	33.52	33.64

Disclaimer.

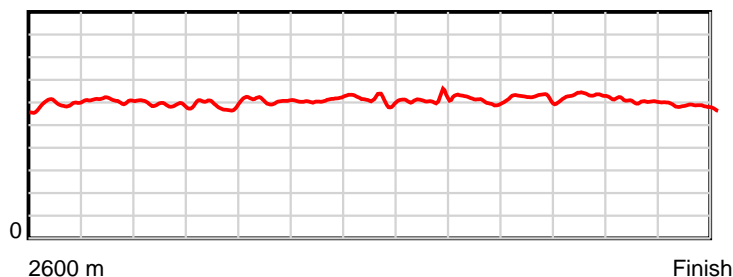
HRNZ and NZMTC and Thoroughbred Ratings Pty Ltd accepts no responsibility for the completeness or accuracy of any of the information contained herein, and makes no representations about its suitability for any particular purpose. Users should make their own judgements about those matters and/or seek independent advice. You assume all risks associated with use of the data provided on this page.

Race Results

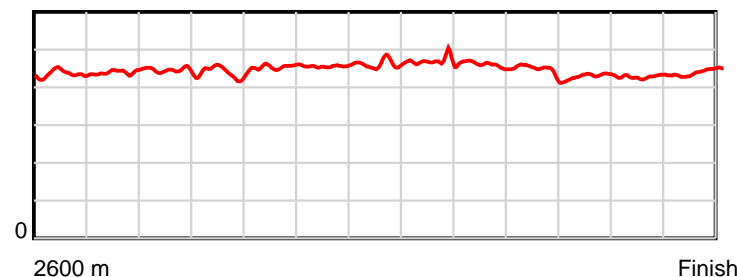
April 08, 2023, Race 3, FAT EDDIES RACING REWARDS SHOWCASE MOBILE PACE, Distance 2600m, Addington - Survey 3200m

Result	TAB no.	Horse (Barrier)	2200m to	2000m to	1800m to	1600m to	1400m to	1200m to	1000m to	800m to	600m to	400m to	200m to	Total or	Margin
5th	14	Franco Cornel (0)	2000m	1800m	1600m	1400m	1200m	1000m	800m	600m	400m	200m	WP	Average	
		Position in running (margin)	11(10.4)	11(11.0)	11(11.6)	11(9.7)	10(9.9)	9(7.9)	9(8.3)	8(7.5)	8(6.0)	5(3.5)	5(2.4)		5.00
		Sectional time (s)	15.52	15.04	15.37	14.95	15.16	15.55	15.48	14.27	14.16	14.51	15.26		
		Cumulative time (s)	165.27	149.75	134.71	119.34	104.39	89.23	73.68	58.20	43.93	29.77	15.26	3:15.14	
		Speed (m/s)	12.89	13.30	13.01	13.38	13.19	12.86	12.92	14.02	14.12	13.78	13.11	13.32	
		Stride length (m)	5.73	5.85	5.92	6.09	6.09	6.01	5.92	6.21	6.08	5.92	5.79	5.96	
		Stride duration (s)	0.445	0.440	0.455	0.456	0.462	0.467	0.459	0.443	0.431	0.429	0.442	0.447	
		Stride efficiency (%)	51.25	53.49	54.76	58.05	58.02	56.46	54.85	60.32	57.78	54.73	52.34	55.53	
		Stride count	34.92	34.19	33.78	32.81	32.82	33.27	33.76	32.19	32.89	33.79	34.56	436.14	

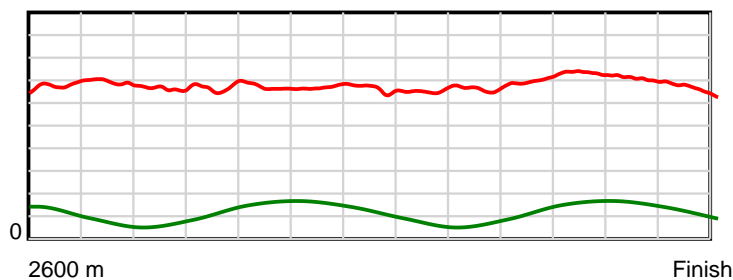
10 m Stride length



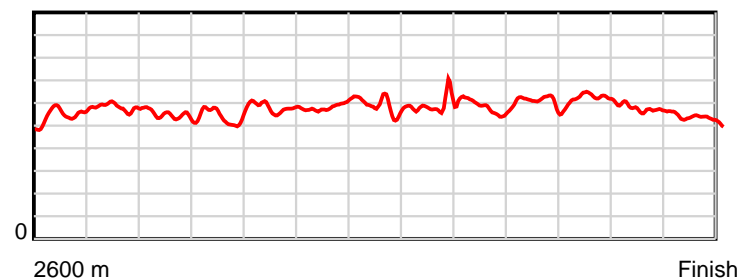
0.6 s Stride duration



20 m/sec Speed



100 % Stride efficiency



Note: Horizontal distance axis grid lines are 200m furlongs.

Disclaimer.

HRNZ and NZMTC and Thoroughbred Ratings Pty Ltd accepts no responsibility for the completeness or accuracy of any of the information contained herein, and makes no representations about its suitability for any particular purpose. Users should make their own judgements about those matters and/or seek independent advice. You assume all risks associated with use of the data provided on this page.



Race Results



April 08, 2023, Race 3, FAT EDDIES RACING REWARDS SHOWCASE MOBILE PACE, Distance 2600m, Addington - Survey 3200m

Result	TAB no.	Horse (Barrier)	2600 to	2400m to
6th	4	Wiggles Rufus (4)	2400m	2200m
		Position in running (margin)	-	4(4.5)
		Sectional time (s)	14.14	14.74
		Cumulative time (s)	195.15	181.01
		Speed (m/s)	14.14	13.57
		Stride length (m)	6.39	6.34
		Stride duration (s)	0.450	0.468
		Stride efficiency (%)	63.80	62.91
		Stride count	31.30	31.52

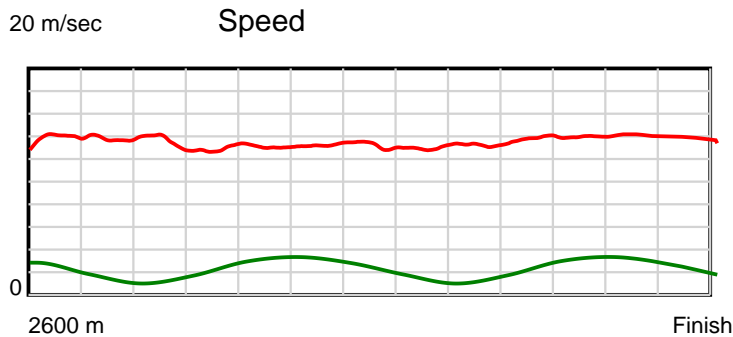
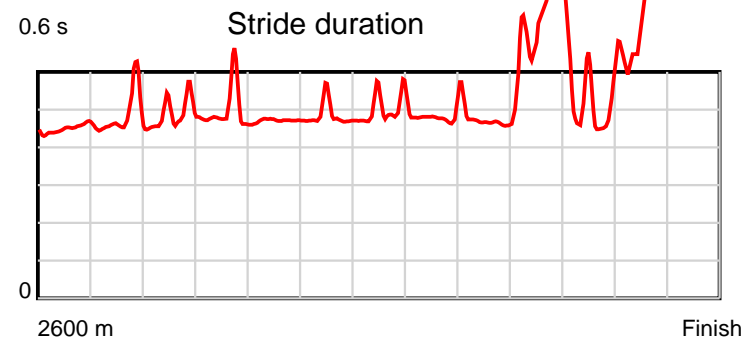
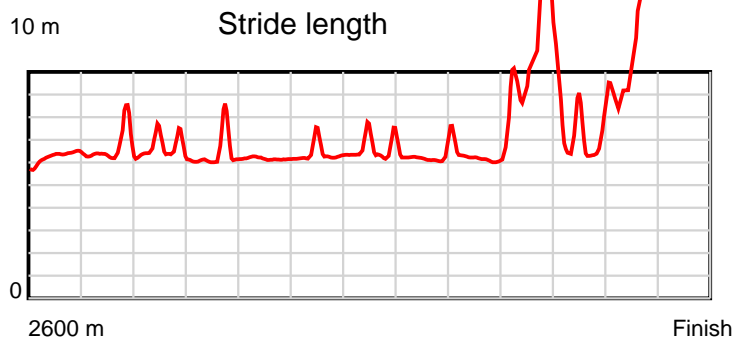
Disclaimer.

HRNZ and NZMTC and Thoroughbred Ratings Pty Ltd accepts no responsibility for the completeness or accuracy of any of the information contained herein, and makes no representations about its suitability for any particular purpose. Users should make their own judgements about those matters and/or seek independent advice. You assume all risks associated with use of the data provided on this page.

Race Results

April 08, 2023, Race 3, FAT EDDIES RACING REWARDS SHOWCASE MOBILE PACE, Distance 2600m, Addington - Survey 3200m

Result	TAB no.	Horse (Barrier)	2200m to	2000m to	1800m to	1600m to	1400m to	1200m to	1000m to	800m to	600m to	400m to	200m to	Total or	Margin
6th	4	Wriggles Rufus (4)	2000m	1800m	1600m	1400m	1200m	1000m	800m	600m	400m	200m	WP	Average	
		Position in running (margin)	3(4.8)	4(3.7)	5(6.5)	6(5.7)	5(6.2)	5(4.1)	5(4.4)	5(3.8)	4(3.0)	4(3.2)	4(1.9)		5.00
		Sectional time (s)	15.24	15.40	15.56	15.00	15.14	15.52	15.53	14.40	14.60	14.49	15.39		
		Cumulative time (s)	166.27	151.03	135.63	120.07	105.07	89.93	74.41	58.88	44.48	29.88	15.39	3:15.15	
		Speed (m/s)	13.12	12.99	12.85	13.33	13.21	12.89	12.88	13.89	13.70	13.80	13.00	13.32	
		Stride length (m)	6.25	6.38	6.06	6.37	6.48	6.21	6.22	8.26	6.93	11.52	32.48	7.18	
		Stride duration (s)	0.476	0.492	0.471	0.478	0.491	0.482	0.483	0.595	0.506	0.834	2.498	0.539	
		Stride efficiency (%)	61.03	63.71	57.35	63.50	65.62	60.33	60.54	106.71	74.94	207.33	1648.14	80.48	
		Stride count	32.00	31.32	33.01	31.37	30.86	32.19	32.13	24.20	28.88	17.36	6.16	362.30	



Note: Horizontal distance axis grid lines are 200m furlongs.

Disclaimer.

HRNZ and NZMTC and Thoroughbred Ratings Pty Ltd accepts no responsibility for the completeness or accuracy of any of the information contained herein, and makes no representations about its suitability for any particular purpose. Users should make their own judgements about those matters and/or seek independent advice. You assume all risks associated with use of the data provided on this page.



Race Results



April 08, 2023, Race 3, FAT EDDIES RACING REWARDS SHOWCASE MOBILE PACE, Distance 2600m, Addington - Survey 3200m

Result	TAB no.	Horse (Barrier)	2600 to	2400m to
7th	7	Full Of Desire (6)	2400m	2200m
		Position in running (margin)	-	3(4.4)
		Sectional time (s)	14.10	15.48
		Cumulative time (s)	195.39	181.29
		Speed (m/s)	14.18	12.92
		Stride length (m)	5.86	5.55
		Stride duration (s)	0.413	0.430
		Stride efficiency (%)	53.63	48.17
		Stride count	34.14	36.02

Disclaimer.

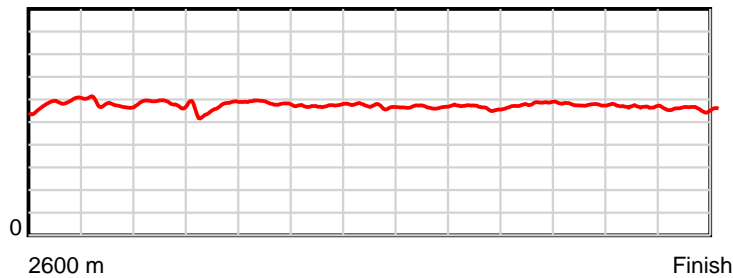
HRNZ and NZMTC and Thoroughbred Ratings Pty Ltd accepts no responsibility for the completeness or accuracy of any of the information contained herein, and makes no representations about its suitability for any particular purpose. Users should make their own judgements about those matters and/or seek independent advice. You assume all risks associated with use of the data provided on this page.

Race Results

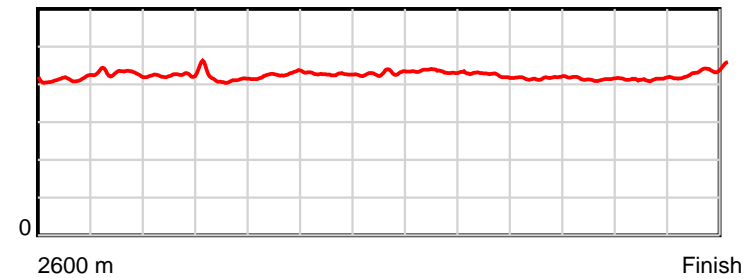
April 08, 2023, Race 3, FAT EDDIES RACING REWARDS SHOWCASE MOBILE PACE, Distance 2600m, Addington - Survey 3200m

Result	TAB no.	Horse (Barrier)	2200m to	2000m to	1800m to	1600m to	1400m to	1200m to	1000m to	800m to	600m to	400m to	200m to	Total or	Margin
7th	7	Full Of Desire (6)	2000m	1800m	1600m	1400m	1200m	1000m	800m	600m	400m	200m	WP	Average	
		Position in running (margin)	10(9.2)	9(7.4)	6(6.7)	3(3.2)	4(3.9)	3(2.3)	3(3.4)	3(2.1)	2(1.3)	2(1.0)	3(1.2)		6.30
		Sectional time (s)	15.12	14.82	15.11	15.03	15.23	15.65	15.40	14.40	14.54	14.72	15.79		
		Cumulative time (s)	165.81	150.69	135.87	120.76	105.73	90.50	74.85	59.45	45.05	30.51	15.79	3:15.39	
		Speed (m/s)	13.23	13.50	13.24	13.31	13.13	12.78	12.99	13.89	13.76	13.59	12.67	13.31	
		Stride length (m)	5.65	5.61	5.64	5.67	5.65	5.54	5.51	5.79	5.69	5.62	5.53	5.64	
		Stride duration (s)	0.427	0.416	0.426	0.426	0.430	0.434	0.424	0.417	0.414	0.414	0.437	0.424	
		Stride efficiency (%)	49.81	49.26	49.76	50.31	49.89	48.00	47.49	52.39	50.61	49.38	47.82	49.69	
		Stride count	35.43	35.62	35.44	35.25	35.40	36.09	36.28	34.54	35.14	35.58	36.15	461.08	

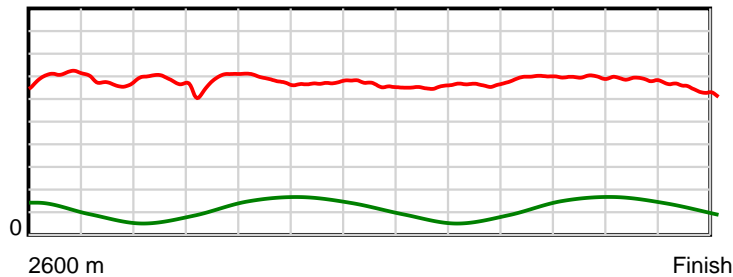
10 m Stride length



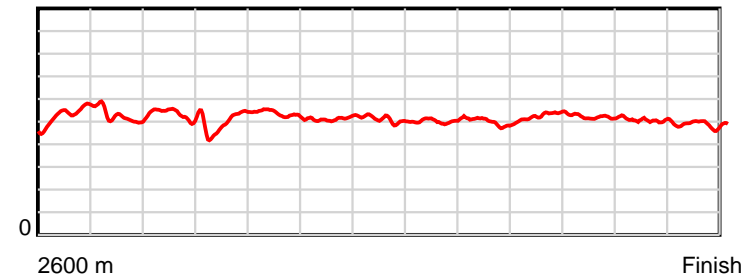
0.6 s Stride duration



20 m/sec Speed



100 % Stride efficiency



Note: Horizontal distance axis grid lines are 200m furlongs.

Disclaimer.

HRNZ and NZMTC and Thoroughbred Ratings Pty Ltd accepts no responsibility for the completeness or accuracy of any of the information contained herein, and makes no representations about its suitability for any particular purpose. Users should make their own judgements about those matters and/or seek independent advice. You assume all risks associated with use of the data provided on this page.



Race Results



April 08, 2023, Race 3, FAT EDDIES RACING REWARDS SHOWCASE MOBILE PACE, Distance 2600m, Addington - Survey 3200m

Result	TAB no.	Horse (Barrier)	2600 to	2400m to
8th	1	Phone Tap (1)	2400m	2200m
		Position in running (margin)	-	5(5.2)
		Sectional time (s)	14.05	14.25
		Cumulative time (s)	195.44	181.39
		Speed (m/s)	14.24	14.04
		Stride length (m)	5.62	5.90
		Stride duration (s)	0.390	0.420
		Stride efficiency (%)	49.31	54.30
		Stride count	35.60	33.93

Disclaimer.

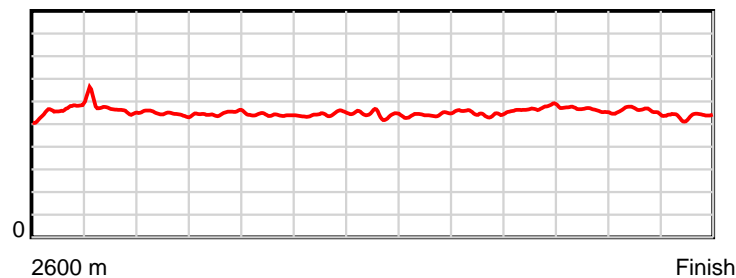
HRNZ and NZMTC and Thoroughbred Ratings Pty Ltd accepts no responsibility for the completeness or accuracy of any of the information contained herein, and makes no representations about its suitability for any particular purpose. Users should make their own judgements about those matters and/or seek independent advice. You assume all risks associated with use of the data provided on this page.

Race Results

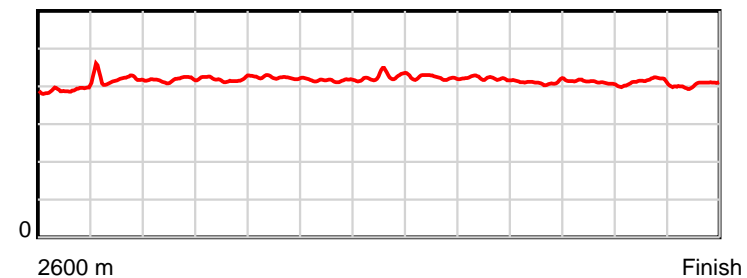
April 08, 2023, Race 3, FAT EDDIES RACING REWARDS SHOWCASE MOBILE PACE, Distance 2600m, Addington - Survey 3200m

Result	TAB no.	Horse (Barrier)	2200m to	2000m to	1800m to	1600m to	1400m to	1200m to	1000m to	800m to	600m to	400m to	200m to	Total or	Margin
8th	1	Phone Tap (1)	2000m	1800m	1600m	1400m	1200m	1000m	800m	600m	400m	200m	WP	Average	
		Position in running (margin)	2(2.5)	2(0.2)	3(1.9)	4(4.1)	6(6.7)	7(6.8)	6(5.9)	6(3.9)	6(3.7)	9(5.6)	11(6.8)		6.60
		Sectional time (s)	15.05	15.20	16.06	15.36	15.51	15.31	15.28	14.50	14.90	14.89	15.08		
		Cumulative time (s)	167.14	152.09	136.89	120.83	105.47	89.96	74.65	59.37	44.87	29.97	15.08	3:15.44	
		Speed (m/s)	13.29	13.16	12.45	13.02	12.89	13.06	13.09	13.79	13.42	13.43	13.26	13.30	
		Stride length (m)	5.55	5.51	5.27	5.42	5.50	5.53	5.51	5.67	5.52	5.54	5.36	5.53	
		Stride duration (s)	0.417	0.419	0.423	0.416	0.427	0.423	0.421	0.411	0.411	0.413	0.404	0.415	
		Stride efficiency (%)	48.08	47.47	43.47	45.91	47.30	47.72	47.48	50.26	47.60	47.97	44.96	47.74	
		Stride count	36.06	36.29	37.92	36.90	36.35	36.19	36.28	35.27	36.24	36.10	37.29	470.42	

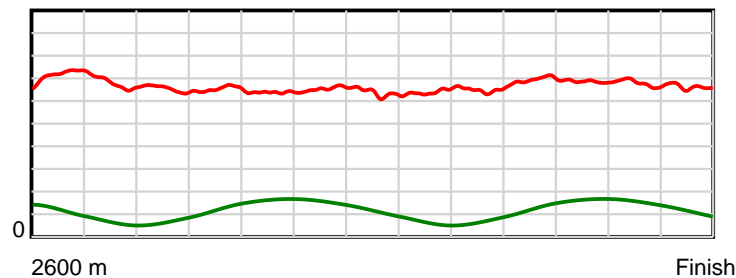
10 m Stride length



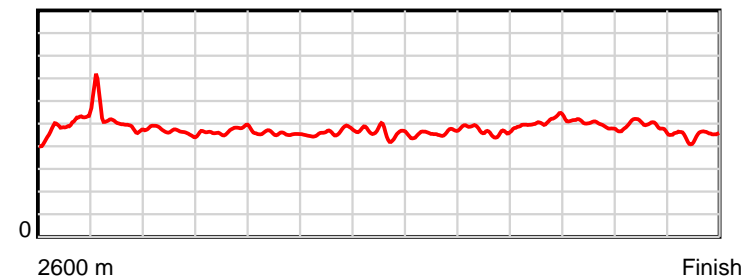
0.6 s Stride duration



20 m/sec Speed



100 % Stride efficiency



Note: Horizontal distance axis grid lines are 200m furlongs.

Disclaimer.

HRNZ and NZMTC and Thoroughbred Ratings Pty Ltd accepts no responsibility for the completeness or accuracy of any of the information contained herein, and makes no representations about its suitability for any particular purpose. Users should make their own judgements about those matters and/or seek independent advice. You assume all risks associated with use of the data provided on this page.



Race Results



April 08, 2023, Race 3, FAT EDDIES RACING REWARDS SHOWCASE MOBILE PACE, Distance 2600m, Addington - Survey 3200m

Result	TAB no.	Horse (Barrier)	2600 to	2400m to
9th	5	B Smart (5)	2400m	2200m
		Position in running (margin)	-	11(8.8)
		Sectional time (s)	14.72	14.76
		Cumulative time (s)	195.50	180.78
		Speed (m/s)	13.59	13.55
		Stride length (m)	5.66	5.73
		Stride duration (s)	0.416	0.423
		Stride efficiency (%)	49.99	51.35
		Stride count	35.36	34.89

Disclaimer.

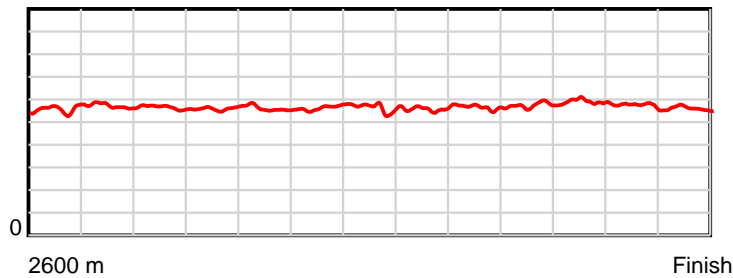
HRNZ and NZMTC and Thoroughbred Ratings Pty Ltd accepts no responsibility for the completeness or accuracy of any of the information contained herein, and makes no representations about its suitability for any particular purpose. Users should make their own judgements about those matters and/or seek independent advice. You assume all risks associated with use of the data provided on this page.

Race Results

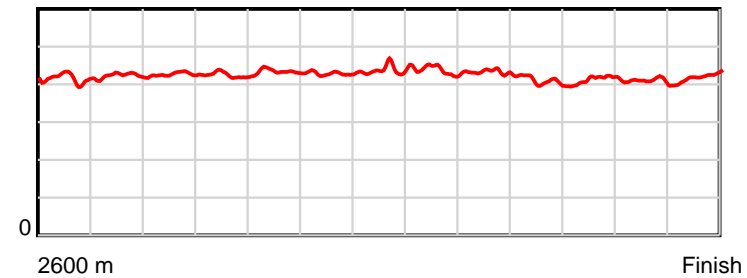
April 08, 2023, Race 3, FAT EDDIES RACING REWARDS SHOWCASE MOBILE PACE, Distance 2600m, Addington - Survey 3200m

Result	TAB no.	Horse (Barrier)	2200m to	2000m to	1800m to	1600m to	1400m to	1200m to	1000m to	800m to	600m to	400m to	200m to	Total or	Margin
9th	5	B Smart (5)	2000m	1800m	1600m	1400m	1200m	1000m	800m	600m	400m	200m	WP	Average	
		Position in running (margin)	9(9.2)	10(7.9)	10(9.5)	10(9.3)	11(11.1)	12(11.4)	12(12.7)	12(10.6)	11(9.1)	12(8.3)	9(6.4)		6.90
		Sectional time (s)	15.22	15.18	15.66	15.22	15.54	15.69	15.28	14.27	14.45	14.38	15.13		
		Cumulative time (s)	166.02	150.80	135.62	119.96	104.74	89.20	73.51	58.23	43.96	29.51	15.13	3:15.50	
		Speed (m/s)	13.14	13.18	12.77	13.14	12.87	12.75	13.09	14.02	13.84	13.91	13.22	13.30	
		Stride length (m)	5.60	5.59	5.54	5.63	5.63	5.58	5.66	5.74	5.70	5.69	5.56	5.64	
		Stride duration (s)	0.426	0.425	0.434	0.429	0.438	0.437	0.433	0.410	0.412	0.409	0.421	0.424	
		Stride efficiency (%)	49.07	48.92	47.99	49.55	49.59	48.60	50.12	51.56	50.83	50.51	48.39	49.71	
		Stride count	35.69	35.75	36.09	35.52	35.50	35.86	35.32	34.82	35.07	35.18	35.94	460.99	

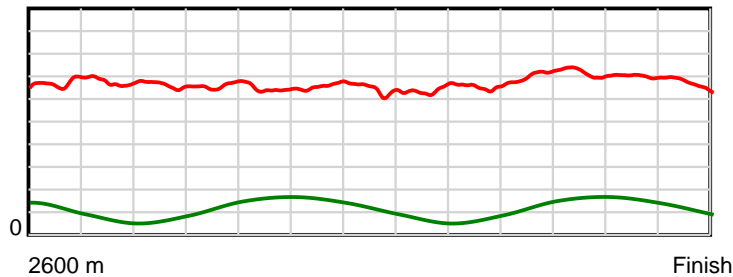
10 m Stride length



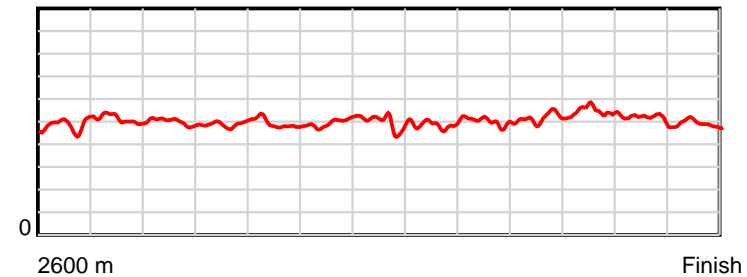
0.6 s Stride duration



20 m/sec Speed



100 % Stride efficiency



Note: Horizontal distance axis grid lines are 200m furlongs.

Disclaimer.

HRNZ and NZMTC and Thoroughbred Ratings Pty Ltd accepts no responsibility for the completeness or accuracy of any of the information contained herein, and makes no representations about its suitability for any particular purpose. Users should make their own judgements about those matters and/or seek independent advice. You assume all risks associated with use of the data provided on this page.



Race Results



April 08, 2023, Race 3, FAT EDDIES RACING REWARDS SHOWCASE MOBILE PACE, Distance 2600m, Addington - Survey 3200m

Result	TAB no.	Horse (Barrier)	2600 to	2400m to
10th	9	Rollwithit (8)	2400m	2200m
		Position in running (margin)	-	1(0.0)
		Sectional time (s)	13.44	14.69
		Cumulative time (s)	195.60	182.16
		Speed (m/s)	14.88	13.61
		Stride length (m)	6.17	6.07
		Stride duration (s)	0.412	0.446
		Stride efficiency (%)	59.40	57.52
		Stride count	32.44	32.97

Disclaimer.

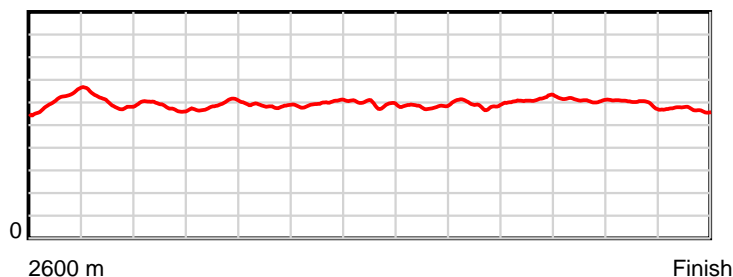
HRNZ and NZMTC and Thoroughbred Ratings Pty Ltd accepts no responsibility for the completeness or accuracy of any of the information contained herein, and makes no representations about its suitability for any particular purpose. Users should make their own judgements about those matters and/or seek independent advice. You assume all risks associated with use of the data provided on this page.

Race Results

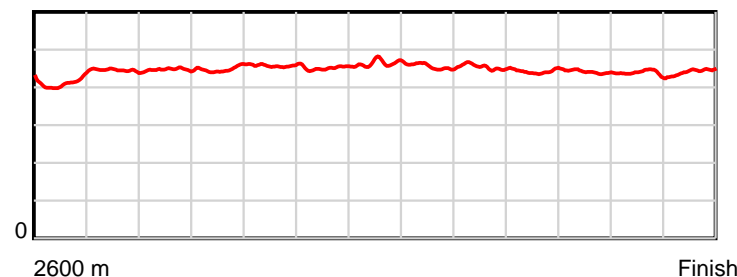
April 08, 2023, Race 3, FAT EDDIES RACING REWARDS SHOWCASE MOBILE PACE, Distance 2600m, Addington - Survey 3200m

Result	TAB no.	Horse (Barrier)	2200m to	2000m to	1800m to	1600m to	1400m to	1200m to	1000m to	800m to	600m to	400m to	200m to	Total or	Margin
10th	9	Rollwithit (8)	2000m	1800m	1600m	1400m	1200m	1000m	800m	600m	400m	200m	WP	Average	
		Position in running (margin)	1(0.0)	1(0.0)	2(1.8)	2(2.1)	3(2.9)	4(3.8)	4(3.9)	4(3.6)	5(3.1)	6(3.6)	7(3.6)		7.40
		Sectional time (s)	15.43	15.22	15.75	15.06	15.63	15.49	15.59	14.44	14.68	14.68	15.50		
		Cumulative time (s)	167.47	152.04	136.82	121.07	106.01	90.38	74.89	59.30	44.86	30.18	15.50	3:15.60	
		Speed (m/s)	12.96	13.14	12.70	13.28	12.80	12.91	12.83	13.85	13.62	13.62	12.90	13.29	
		Stride length (m)	5.79	5.89	5.81	5.99	5.94	5.88	5.83	6.13	6.01	5.97	5.70	5.93	
		Stride duration (s)	0.447	0.449	0.457	0.451	0.464	0.455	0.454	0.442	0.441	0.438	0.442	0.446	
		Stride efficiency (%)	52.43	54.28	52.73	56.09	55.13	53.96	53.12	58.64	56.46	55.68	50.84	55.02	
		Stride count	34.53	33.93	34.43	33.38	33.67	34.04	34.30	32.65	33.27	33.51	35.06	438.18	

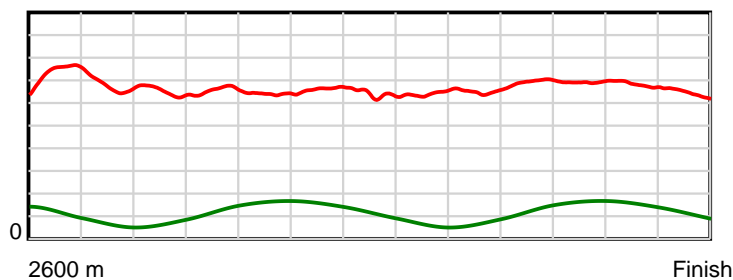
10 m Stride length



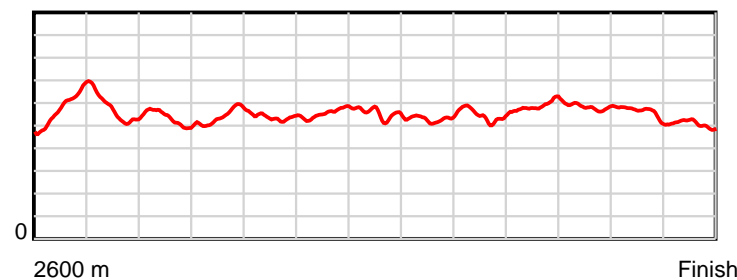
0.6 s Stride duration



20 m/sec Speed



100 % Stride efficiency



Note: Horizontal distance axis grid lines are 200m furlongs.

Disclaimer.

HRNZ and NZMTC and Thoroughbred Ratings Pty Ltd accepts no responsibility for the completeness or accuracy of any of the information contained herein, and makes no representations about its suitability for any particular purpose. Users should make their own judgements about those matters and/or seek independent advice. You assume all risks associated with use of the data provided on this page.



Race Results



April 08, 2023, Race 3, FAT EDDIES RACING REWARDS SHOWCASE MOBILE PACE, Distance 2600m, Addington - Survey 3200m

Result	TAB no.	Horse (Barrier)	2600 to	2400m to
11th	11	Rock N Diamond... (9)	2400m	2200m
		Position in running (margin)	-	10(8.5)
		Sectional time (s)	14.69	14.45
		Cumulative time (s)	196.18	181.49
		Speed (m/s)	13.62	13.84
		Stride length (m)	6.35	6.61
		Stride duration (s)	0.457	0.477
		Stride efficiency (%)	62.93	68.17
		Stride count	31.52	30.28

Disclaimer.

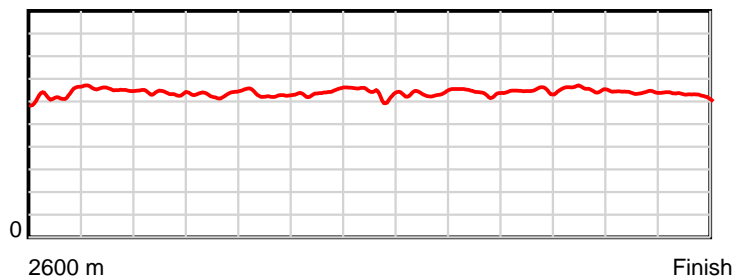
HRNZ and NZMTC and Thoroughbred Ratings Pty Ltd accepts no responsibility for the completeness or accuracy of any of the information contained herein, and makes no representations about its suitability for any particular purpose. Users should make their own judgements about those matters and/or seek independent advice. You assume all risks associated with use of the data provided on this page.

Race Results

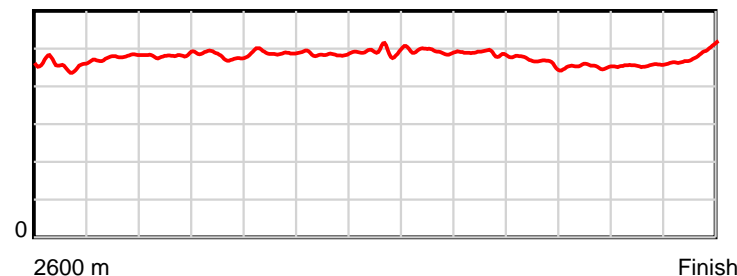
April 08, 2023, Race 3, FAT EDDIES RACING REWARDS SHOWCASE MOBILE PACE, Distance 2600m, Addington - Survey 3200m

Result	TAB no.	Horse (Barrier)	2200m to	2000m to	1800m to	1600m to	1400m to	1200m to	1000m to	800m to	600m to	400m to	200m to	Total or	Margin
11th	11	Rock N Diamond... (9)	2000m	1800m	1600m	1400m	1200m	1000m	800m	600m	400m	200m	WP	Average	
		Position in running (margin)	7(7.0)	7(6.4)	8(8.5)	9(8.4)	9(8.9)	10(9.1)	10(9.7)	11(9.5)	12(9.4)	10(7.5)	10(6.4)		10.50
		Sectional time (s)	15.32	15.27	15.69	15.01	15.53	15.57	15.58	14.51	14.28	14.50	15.78		
		Cumulative time (s)	167.04	151.72	136.45	120.76	105.75	90.22	74.65	59.07	44.56	30.28	15.78	3:16.18	
		Speed (m/s)	13.05	13.10	12.75	13.32	12.88	12.85	12.84	13.78	14.01	13.79	12.67	13.25	
		Stride length (m)	6.30	6.29	6.24	6.47	6.36	6.34	6.26	6.43	6.34	6.29	6.17	6.34	
		Stride duration (s)	0.482	0.480	0.490	0.486	0.494	0.493	0.488	0.466	0.453	0.456	0.486	0.478	
		Stride efficiency (%)	61.95	61.79	60.91	65.45	63.26	62.73	61.26	64.58	62.83	61.82	59.41	62.80	
		Stride count	31.76	31.81	32.03	30.90	31.44	31.57	31.94	31.11	31.54	31.80	32.44	410.14	

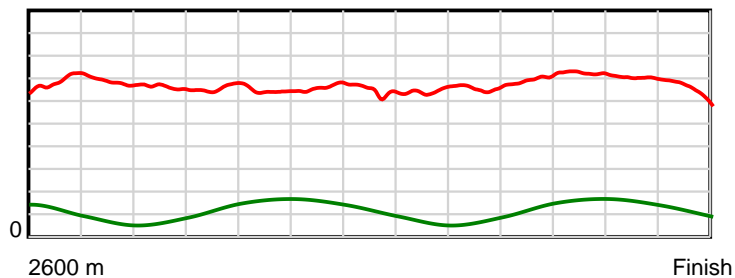
10 m Stride length



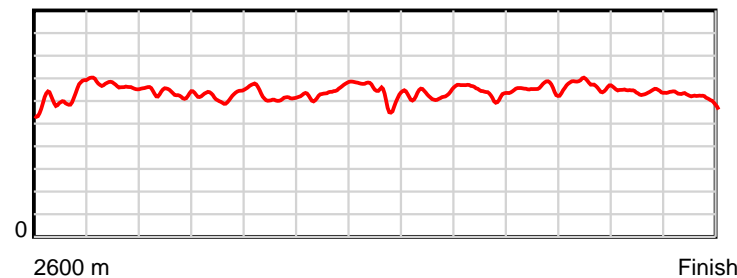
0.6 s Stride duration



20 m/sec Speed



100 % Stride efficiency



Note: Horizontal distance axis grid lines are 200m furlongs.

Disclaimer.

HRNZ and NZMTC and Thoroughbred Ratings Pty Ltd accepts no responsibility for the completeness or accuracy of any of the information contained herein, and makes no representations about its suitability for any particular purpose. Users should make their own judgements about those matters and/or seek independent advice. You assume all risks associated with use of the data provided on this page.



Race Results



April 08, 2023, Race 3, FAT EDDIES RACING REWARDS SHOWCASE MOBILE PACE, Distance 2600m, Addington - Survey 3200m

Result	TAB no.	Horse (Barrier)	2600 to	2400m to
12th	2	Boulton Home (2)	2400m	2200m
		Position in running (margin)	-	7(5.8)
		Sectional time (s)	14.29	14.59
		Cumulative time (s)	197.74	183.45
		Speed (m/s)	14.00	13.71
		Stride length (m)	5.52	5.68
		Stride duration (s)	0.395	0.414
		Stride efficiency (%)	47.60	50.47
		Stride count	36.24	35.19

Disclaimer.

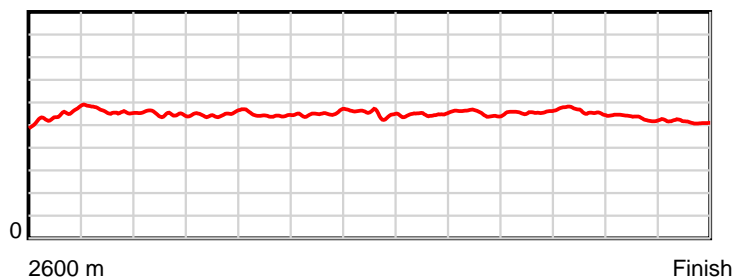
HRNZ and NZMTC and Thoroughbred Ratings Pty Ltd accepts no responsibility for the completeness or accuracy of any of the information contained herein, and makes no representations about its suitability for any particular purpose. Users should make their own judgements about those matters and/or seek independent advice. You assume all risks associated with use of the data provided on this page.

Race Results

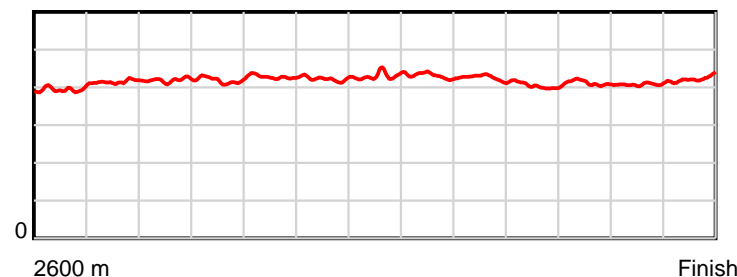
April 08, 2023, Race 3, FAT EDDIES RACING REWARDS SHOWCASE MOBILE PACE, Distance 2600m, Addington - Survey 3200m

Result	TAB no.	Horse (Barrier)	2200m to	2000m to	1800m to	1600m to	1400m to	1200m to	1000m to	800m to	600m to	400m to	200m to	Total or	Margin
12th	2	Boulton Home (2)	2000m	1800m	1600m	1400m	1200m	1000m	800m	600m	400m	200m	WP	Average	
		Position in running (margin)	4(5.1)	5(4.3)	4(6.0)	7(5.8)	7(7.1)	8(6.8)	8(8.3)	9(7.7)	9(7.2)	11(7.9)	12(10.9)		18.70
		Sectional time (s)	15.28	15.21	15.68	15.13	15.44	15.72	15.52	14.44	14.70	15.19	16.55		
		Cumulative time (s)	168.86	153.58	138.37	122.69	107.56	92.12	76.40	60.88	46.44	31.74	16.55	3:17.74	
		Speed (m/s)	13.09	13.15	12.76	13.22	12.95	12.72	12.89	13.85	13.61	13.17	12.08	13.15	
		Stride length (m)	5.49	5.51	5.46	5.59	5.58	5.48	5.48	5.61	5.60	5.37	5.11	5.49	
		Stride duration (s)	0.419	0.419	0.428	0.423	0.431	0.431	0.425	0.405	0.412	0.408	0.423	0.418	
		Stride efficiency (%)	47.07	47.40	46.56	48.83	48.64	46.91	46.87	49.16	49.04	45.09	40.80	47.18	
		Stride count	36.44	36.31	36.64	35.78	35.85	36.50	36.52	35.66	35.70	37.23	39.14	473.20	

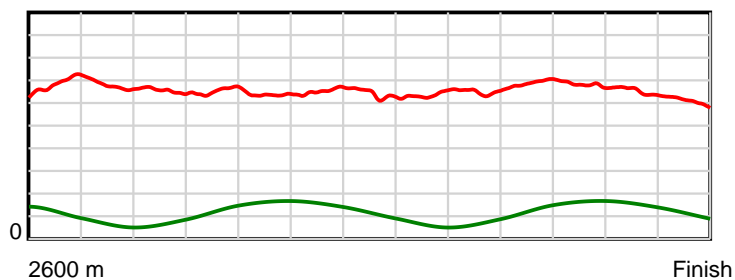
10 m Stride length



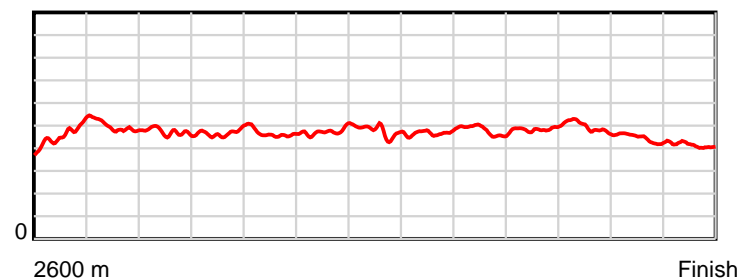
0.6 s Stride duration



20 m/sec Speed



100 % Stride efficiency



Note: Horizontal distance axis grid lines are 200m furlongs.

Disclaimer.

HRNZ and NZMTC and Thoroughbred Ratings Pty Ltd accepts no responsibility for the completeness or accuracy of any of the information contained herein, and makes no representations about its suitability for any particular purpose. Users should make their own judgements about those matters and/or seek independent advice. You assume all risks associated with use of the data provided on this page.