



Race Results

NZ Metropolitan Trotting Club Inc, HRNZ, April 13, 2023

Compilation date: April 13, 2023, 8:49:23 PM (NZST)

Copyright © 2023 HRNZ and NZMTC. All rights reserved.

Trademarks.

StrideMASTER is a registered trademark of Thoroughbred Ratings Pty Ltd.

Disclaimer.

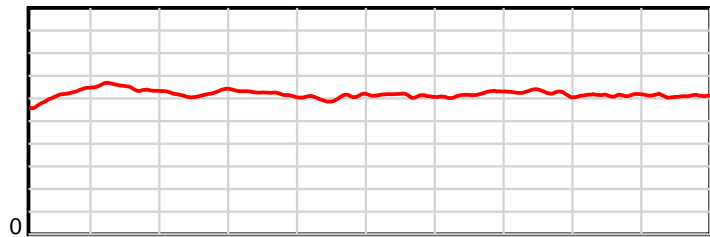
HRNZ and NZMTC and Thoroughbred Ratings Pty Ltd accepts no responsibility for the completeness or accuracy of any of the information contained herein, and makes no representations about its suitability for any particular purpose. Users should make their own judgements about those matters and/or seek independent advice. You assume all risks associated with use of the data provided on this page.

Race Results

April 13, 2023, Race 7, TK PLASTERING MOBILE PACE, Distance 1980m, Addington - Survey 1980m

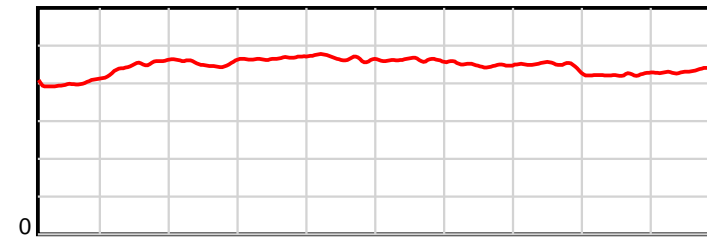
Result	TAB no.	Horse (Barrier)	1980 to	1800m to	1600m to	1400m to	1200m to	1000m to	800m to	600m to	400m to	200m to	Total or	Margin
1st	3	Stunin Star (4)	1800m	1600m	1400m	1200m	1000m	800m	600m	400m	200m	WP	Average	
		Position in running (margin)	-	1(0.0)	1(0.0)	2(1.8)	2(2.7)	2(2.2)	2(1.3)	2(0.9)	2(1.2)	1(0.0)		0.00
		Sectional time (s)	11.62	14.14	14.61	15.16	15.31	15.08	14.52	14.55	14.12	14.20		
		Cumulative time (s)	143.31	131.69	117.55	102.94	87.78	72.47	57.39	42.87	28.32	14.20	2:23.31	
		Speed (m/s)	15.49	14.14	13.69	13.19	13.06	13.26	13.77	13.75	14.16	14.08	13.82	
		Stride length (m)	6.19	6.35	6.21	6.16	6.10	6.12	6.18	6.14	5.99	6.15	6.16	
		Stride duration (s)	0.400	0.449	0.453	0.467	0.467	0.462	0.449	0.447	0.423	0.437	0.446	
		Stride efficiency (%)	59.94	62.98	60.18	59.28	58.12	58.57	59.69	58.91	56.14	59.15	59.26	
		Stride count	29.06	31.50	32.23	32.47	32.79	32.67	32.36	32.57	33.37	32.51	321.53	

10 m Stride length



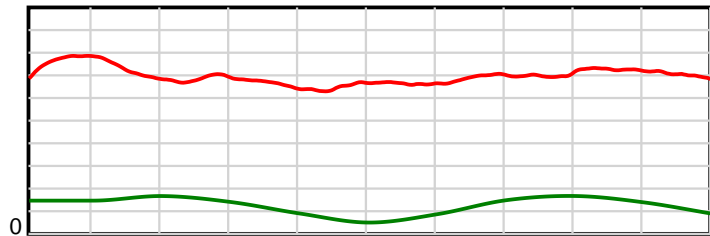
1980 m Finish

0.6 s Stride duration



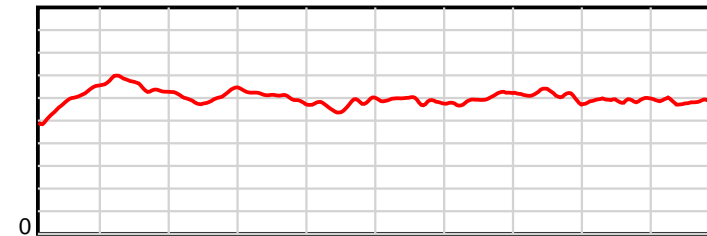
1980 m Finish

20 m/sec Speed



1980 m Finish

100 % Stride efficiency



1980 m Finish

Note: Horizontal distance axis grid lines are 200m furlongs.

Disclaimer.

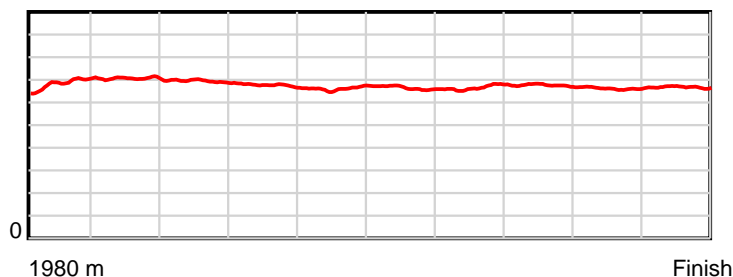
HRNZ and NZMTC and Thoroughbred Ratings Pty Ltd accepts no responsibility for the completeness or accuracy of any of the information contained herein, and makes no representations about its suitability for any particular purpose. Users should make their own judgements about those matters and/or seek independent advice. You assume all risks associated with use of the data provided on this page.

Race Results

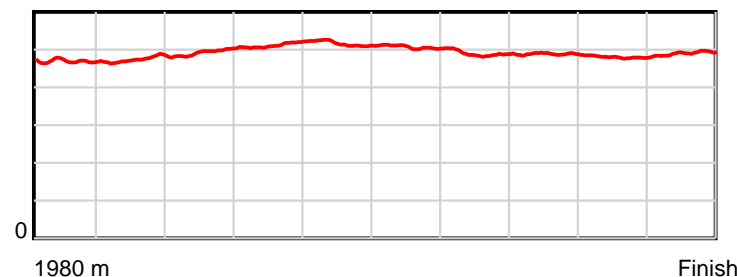
April 13, 2023, Race 7, TK PLASTERING MOBILE PACE, Distance 1980m, Addington - Survey 1980m

Result	TAB no.	Horse (Barrier)	1980 to	1800m to	1600m to	1400m to	1200m to	1000m to	800m to	600m to	400m to	200m to	Total or	Margin
2nd	7	King Arthur (8)	1800m	1600m	1400m	1200m	1000m	800m	600m	400m	200m	WP	Average	
		Position in running (margin)	-	4(3.5)	2(0.6)	1(0.0)	1(0.0)	1(0.0)	1(0.0)	1(0.0)	1(0.0)	2(0.6)		2.70
		Sectional time (s)	12.29	13.65	14.23	15.01	15.39	15.23	14.59	14.51	14.42	14.51		
		Cumulative time (s)	143.83	131.54	117.89	103.66	88.65	73.26	58.03	43.44	28.93	14.51	2:23.83	
		Speed (m/s)	14.64	14.65	14.05	13.32	13.00	13.13	13.71	13.78	13.87	13.78	13.77	
		Stride length (m)	6.95	6.94	6.94	6.83	6.70	6.65	6.69	6.73	6.66	6.77	6.78	
		Stride duration (s)	0.470	0.473	0.494	0.512	0.515	0.507	0.488	0.488	0.480	0.491	0.493	
		Stride efficiency (%)	75.38	75.21	75.33	72.86	70.13	69.11	69.98	70.69	69.28	71.53	71.85	
		Stride count	25.92	28.83	28.81	29.29	29.85	30.07	29.89	29.74	30.04	29.56	292.00	

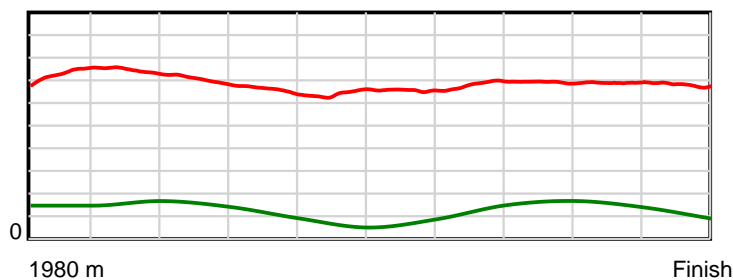
10 m Stride length



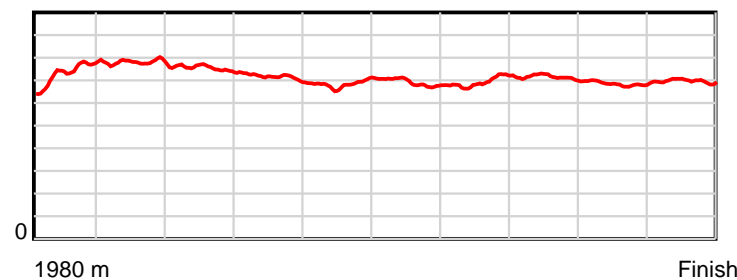
0.6 s Stride duration



20 m/sec Speed



100 % Stride efficiency



Note: Horizontal distance axis grid lines are 200m furlongs.

Disclaimer.

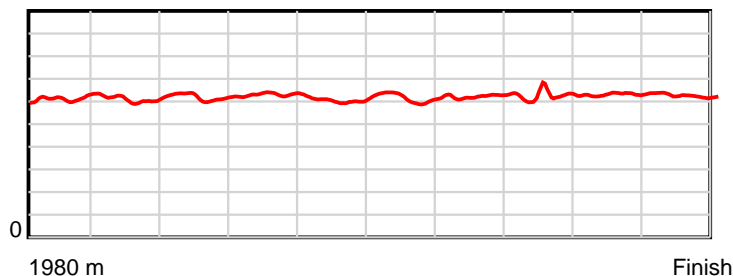
HRNZ and NZMTC and Thoroughbred Ratings Pty Ltd accepts no responsibility for the completeness or accuracy of any of the information contained herein, and makes no representations about its suitability for any particular purpose. Users should make their own judgements about those matters and/or seek independent advice. You assume all risks associated with use of the data provided on this page.

Race Results

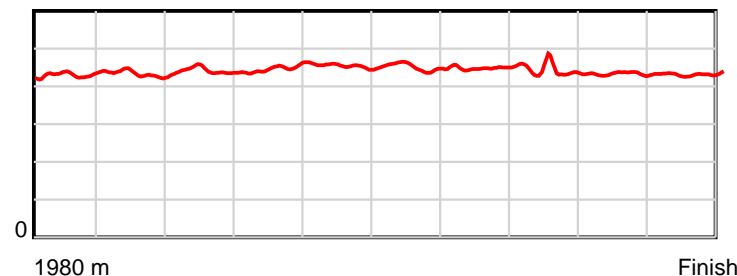
April 13, 2023, Race 7, TK PLASTERING MOBILE PACE, Distance 1980m, Addington - Survey 1980m

Result	TAB no.	Horse (Barrier)	1980 to	1800m to	1600m to	1400m to	1200m to	1000m to	800m to	600m to	400m to	200m to	Total or	Margin
3rd	13	Franco Cornel (0)	1800m	1600m	1400m	1200m	1000m	800m	600m	400m	200m	WP	Average	
		Position in running (margin)	-	9(9.2)	10(12.4)	10(14.3)	8(9.8)	8(9.0)	7(7.5)	7(6.6)	7(6.9)	5(5.2)		3.10
		Sectional time (s)	13.34	14.66	14.64	14.25	15.26	14.99	14.43	14.57	14.02	13.75		
		Cumulative time (s)	143.91	130.57	115.91	101.27	87.02	71.76	56.77	42.34	27.77	13.75	2:23.91	
		Speed (m/s)	13.49	13.64	13.66	14.04	13.11	13.34	13.86	13.73	14.27	14.55	13.76	
		Stride length (m)	6.10	5.91	6.03	6.29	5.95	6.01	6.22	6.05	6.17	6.30	6.10	
		Stride duration (s)	0.431	0.433	0.441	0.448	0.454	0.451	0.449	0.440	0.433	0.433	0.443	
		Stride efficiency (%)	58.15	54.63	56.75	61.79	55.24	56.50	60.53	57.11	59.53	61.95	58.14	
		Stride count	29.51	33.82	33.19	31.81	33.64	33.26	32.13	33.08	32.40	31.77	324.61	

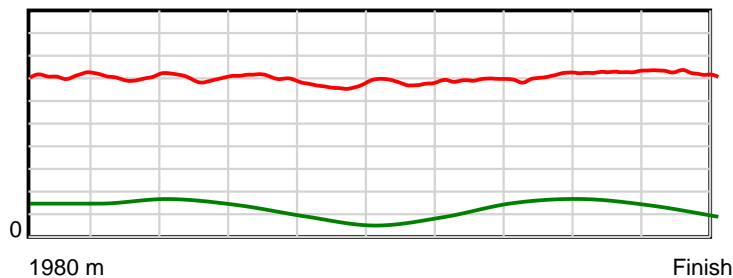
10 m Stride length



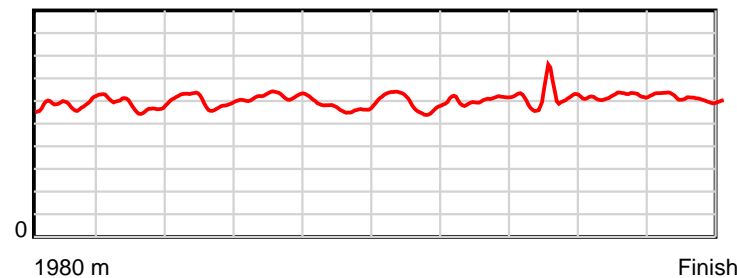
0.6 s Stride duration



20 m/sec Speed



100 % Stride efficiency



Note: Horizontal distance axis grid lines are 200m furlongs.

Disclaimer.

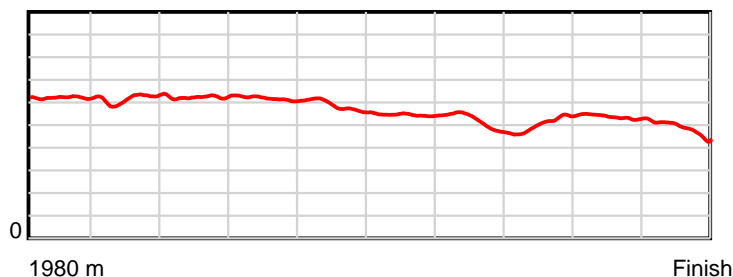
HRNZ and NZMTC and Thoroughbred Ratings Pty Ltd accepts no responsibility for the completeness or accuracy of any of the information contained herein, and makes no representations about its suitability for any particular purpose. Users should make their own judgements about those matters and/or seek independent advice. You assume all risks associated with use of the data provided on this page.

Race Results

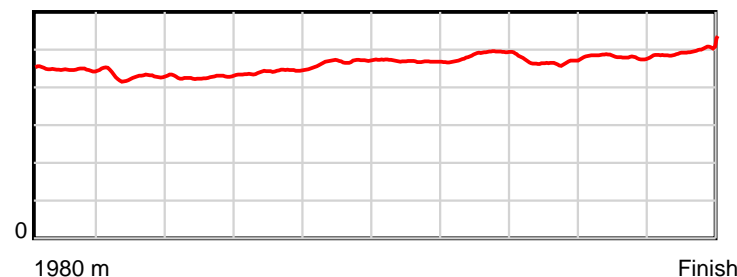
April 13, 2023, Race 7, TK PLASTERING MOBILE PACE, Distance 1980m, Addington - Survey 1980m

Result	TAB no.	Horse (Barrier)	1980 to	1800m to	1600m to	1400m to	1200m to	1000m to	800m to	600m to	400m to	200m to	Total or	Margin
4th	4	Better Fly (5)	1800m	1600m	1400m	1200m	1000m	800m	600m	400m	200m	WP	Average	
		Position in running (margin)	-	13(534.0)	13(536.0)	13(535.8)	13(532.1)	13(540.8)	13(557.3)	13(586.7)	13(615.2)	13(640.0)		4.30
		Sectional time (s)	-14.42	14.47	14.29	14.39	16.84	17.98	19.49	19.26	18.44	23.38		
		Cumulative time (s)	144.12	158.54	144.07	129.78	115.39	98.55	80.57	61.08	41.82	23.38	2:24.12	
		Speed (m/s)	-12.49	13.82	14.00	13.90	11.88	11.12	10.26	10.38	10.85	8.55	13.74	
		Stride length (m)	6.17	5.95	5.98	6.16	5.57	5.22	5.01	4.88	5.23	4.20	5.36	
		Stride duration (s)	0.447	0.430	0.427	0.443	0.469	0.469	0.488	0.470	0.482	0.491	0.390	
		Stride efficiency (%)	59.56	55.34	55.91	59.30	48.48	42.50	39.19	37.16	42.66	27.61	44.82	
		Stride count	29.15	33.61	33.44	32.47	35.91	38.35	39.93	41.01	38.28	47.58	369.73	

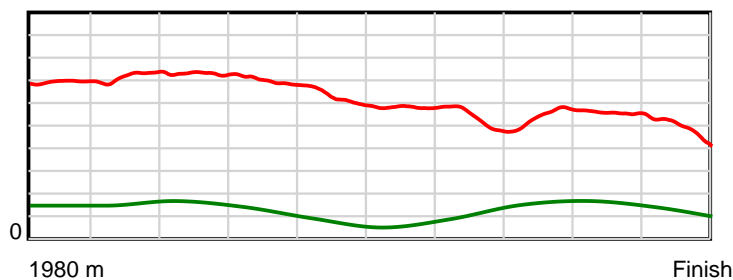
10 m Stride length



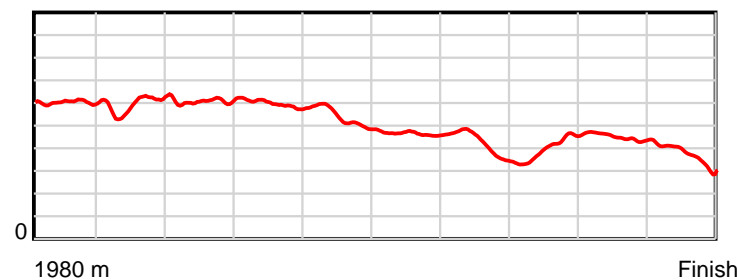
0.6 s Stride duration



20 m/sec Speed



100 % Stride efficiency



Note: Horizontal distance axis grid lines are 200m furlongs.

Disclaimer.

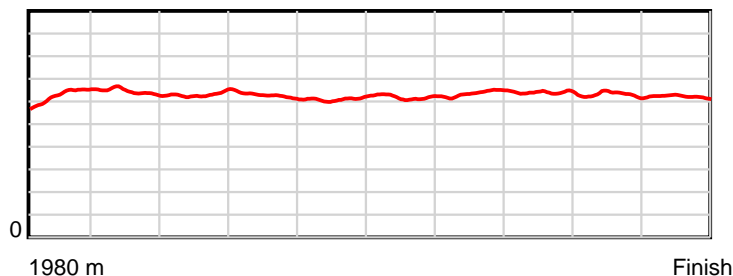
HRNZ and NZMTC and Thoroughbred Ratings Pty Ltd accepts no responsibility for the completeness or accuracy of any of the information contained herein, and makes no representations about its suitability for any particular purpose. Users should make their own judgements about those matters and/or seek independent advice. You assume all risks associated with use of the data provided on this page.

Race Results

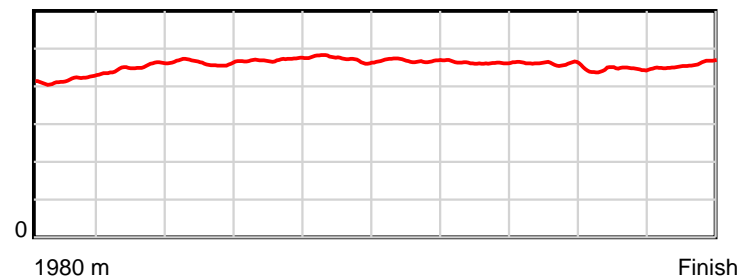
April 13, 2023, Race 7, TK PLASTERING MOBILE PACE, Distance 1980m, Addington - Survey 1980m

Result	TAB no.	Horse (Barrier)	1980 to	1800m to	1600m to	1400m to	1200m to	1000m to	800m to	600m to	400m to	200m to	Total or	Margin
5th	1	Prides Belliss... (2)	1800m	1600m	1400m	1200m	1000m	800m	600m	400m	200m	WP	Average	
		Position in running (margin)	-	2(1.5)	3(1.0)	3(3.9)	4(4.2)	5(3.6)	5(3.3)	4(3.4)	3(3.2)			5.70
		Sectional time (s)	11.99	14.06	14.80	15.06	15.38	15.13	14.54	14.52	14.29	14.62		
		Cumulative time (s)	144.39	132.40	118.34	103.54	88.48	73.10	57.97	43.43	28.91	14.62	2:24.39	
		Speed (m/s)	15.01	14.22	13.51	13.28	13.00	13.22	13.76	13.77	14.00	13.68	13.71	
		Stride length (m)	6.35	6.41	6.26	6.25	6.15	6.19	6.36	6.34	6.23	6.26	6.28	
		Stride duration (s)	0.417	0.451	0.463	0.470	0.473	0.468	0.463	0.460	0.445	0.458	0.458	
		Stride efficiency (%)	62.94	64.30	61.21	60.97	59.07	59.87	63.28	62.81	60.61	61.29	61.59	
		Stride count	28.36	31.18	31.96	32.02	32.53	32.31	31.43	31.55	32.11	31.94	315.39	

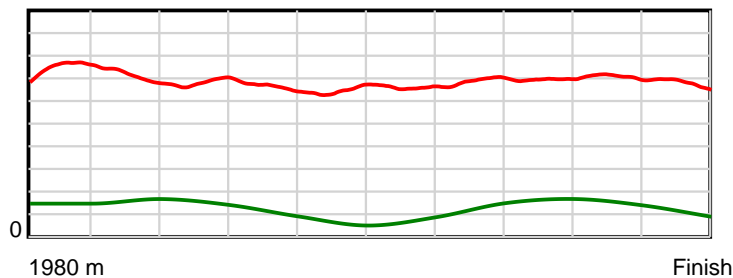
10 m Stride length



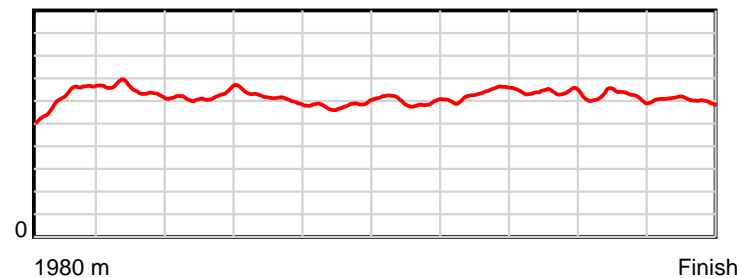
0.6 s Stride duration



20 m/sec Speed



100 % Stride efficiency



Note: Horizontal distance axis grid lines are 200m furlongs.

Disclaimer.

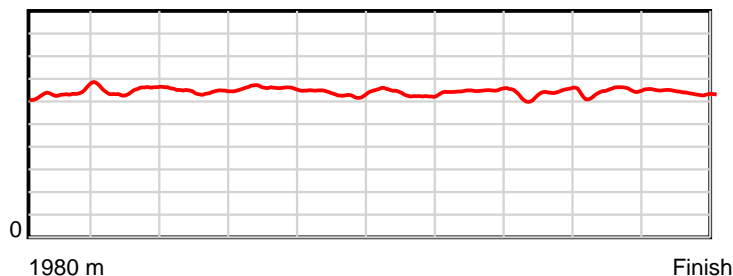
HRNZ and NZMTC and Thoroughbred Ratings Pty Ltd accepts no responsibility for the completeness or accuracy of any of the information contained herein, and makes no representations about its suitability for any particular purpose. Users should make their own judgements about those matters and/or seek independent advice. You assume all risks associated with use of the data provided on this page.

Race Results

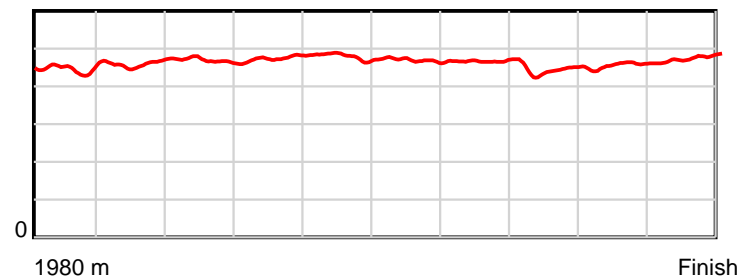
April 13, 2023, Race 7, TK PLASTERING MOBILE PACE, Distance 1980m, Addington - Survey 1980m

Result	TAB no.	Horse (Barrier)	1980 to	1800m to	1600m to	1400m to	1200m to	1000m to	800m to	600m to	400m to	200m to	Total or	Margin
6th	8	Jordy (9)	1800m	1600m	1400m	1200m	1000m	800m	600m	400m	200m	WP	Average	
		Position in running (margin)	-	7(5.8)	7(7.8)	7(10.4)	6(7.1)	5(6.0)	4(3.4)	4(2.8)	3(2.4)	4(3.2)		6.50
		Sectional time (s)	12.51	14.46	14.75	14.46	15.20	14.80	14.49	14.44	14.45	14.99		
		Cumulative time (s)	144.55	132.04	117.58	102.83	88.37	73.17	58.37	43.88	29.44	14.99	2:24.55	
		Speed (m/s)	14.39	13.83	13.56	13.83	13.16	13.51	13.80	13.85	13.84	13.34	13.70	
		Stride length (m)	6.40	6.36	6.36	6.57	6.30	6.34	6.45	6.14	6.31	6.36	6.36	
		Stride duration (s)	0.447	0.460	0.469	0.475	0.479	0.470	0.467	0.443	0.456	0.476	0.464	
		Stride efficiency (%)	63.92	63.19	63.13	67.47	62.04	62.89	64.93	58.93	62.20	63.13	63.12	
		Stride count	28.14	31.45	31.47	30.44	31.74	31.53	31.03	32.57	31.70	31.47	311.54	

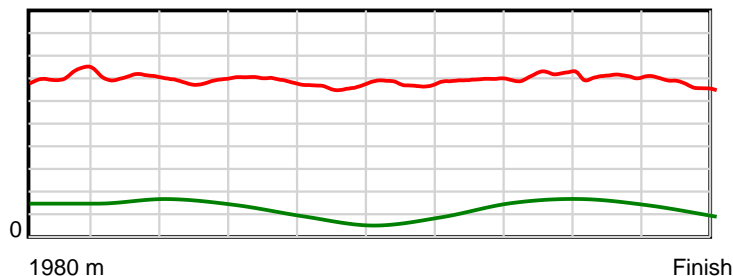
10 m Stride length



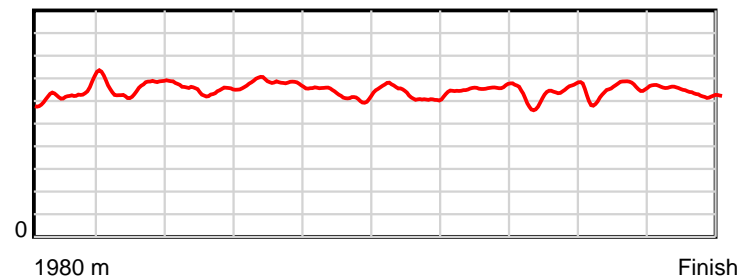
0.6 s Stride duration



20 m/sec Speed



100 % Stride efficiency



Note: Horizontal distance axis grid lines are 200m furlongs.

Disclaimer.

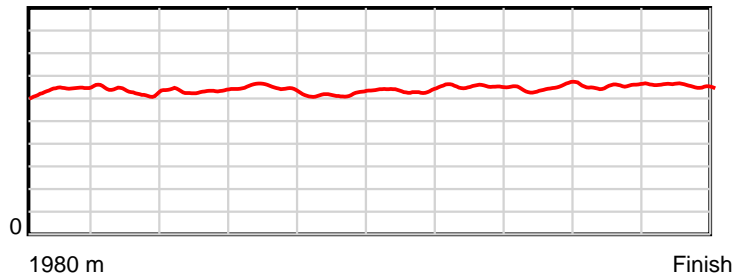
HRNZ and NZMTC and Thoroughbred Ratings Pty Ltd accepts no responsibility for the completeness or accuracy of any of the information contained herein, and makes no representations about its suitability for any particular purpose. Users should make their own judgements about those matters and/or seek independent advice. You assume all risks associated with use of the data provided on this page.

Race Results

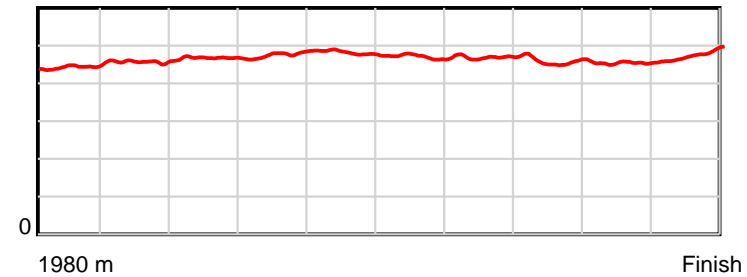
April 13, 2023, Race 7, TK PLASTERING MOBILE PACE, Distance 1980m, Addington - Survey 1980m

Result	TAB no.	Horse (Barrier)	1980 to	1800m to	1600m to	1400m to	1200m to	1000m to	800m to	600m to	400m to	200m to	Total or	Margin
7th	11	Opawa Louie (12)	1800m	1600m	1400m	1200m	1000m	800m	600m	400m	200m	WP	Average	
		Position in running (margin)	-	8(7.3)	8(10.3)	8(12.5)	9(10.3)	10(10.9)	9(9.7)	8(8.1)	9(8.7)	8(8.9)		9.40
		Sectional time (s)	12.71	14.64	14.69	14.64	15.49	15.03	14.33	14.61	14.33	14.62		
		Cumulative time (s)	145.09	132.38	117.74	103.05	88.41	72.92	57.89	43.56	28.95	14.62	2:25.09	
		Speed (m/s)	14.16	13.66	13.61	13.66	12.91	13.31	13.96	13.69	13.96	13.68	13.65	
		Stride length (m)	6.40	6.24	6.37	6.49	6.22	6.26	6.55	6.29	6.33	6.52	6.37	
		Stride duration (s)	0.443	0.457	0.467	0.475	0.482	0.470	0.469	0.459	0.454	0.477	0.466	
		Stride efficiency (%)	64.02	60.87	63.32	65.91	60.47	61.22	67.05	61.76	62.64	66.51	63.31	
		Stride count	28.12	32.05	31.42	30.79	32.15	31.95	30.53	31.81	31.59	30.66	311.07	

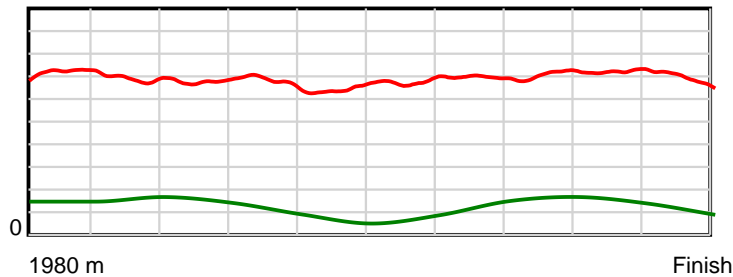
10 m Stride length



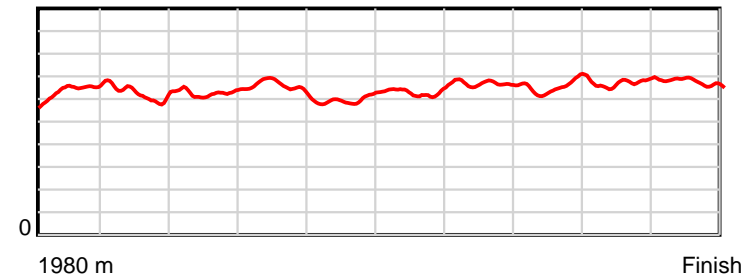
0.6 s Stride duration



20 m/sec Speed



100 % Stride efficiency



Note: Horizontal distance axis grid lines are 200m furlongs.

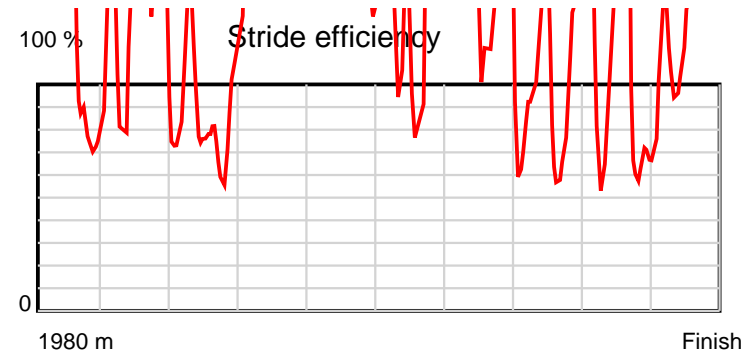
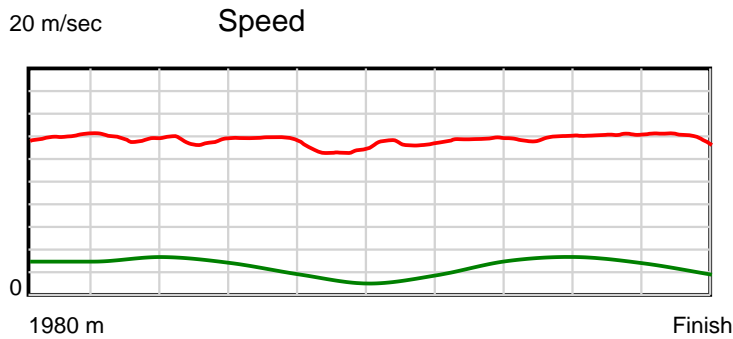
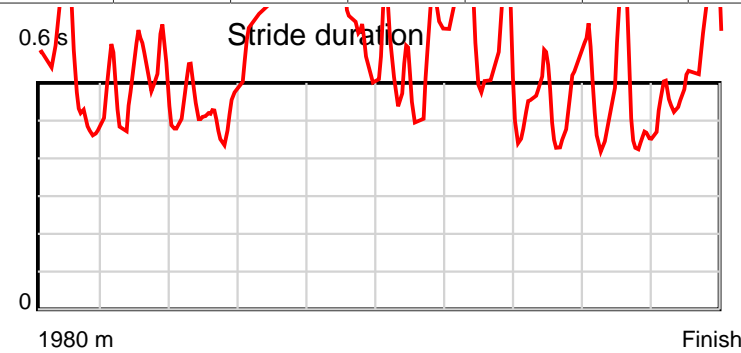
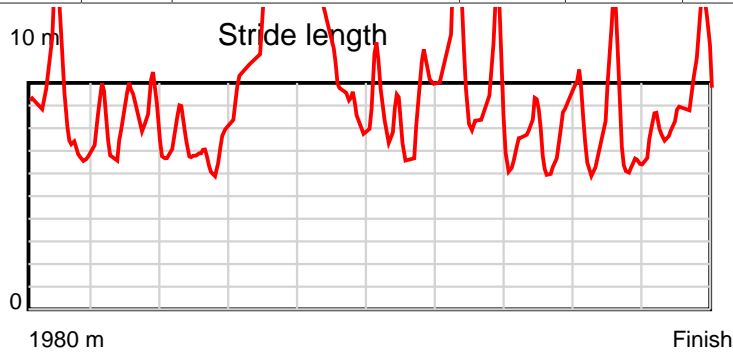
Disclaimer.

HRNZ and NZMTC and Thoroughbred Ratings Pty Ltd accepts no responsibility for the completeness or accuracy of any of the information contained herein, and makes no representations about its suitability for any particular purpose. Users should make their own judgements about those matters and/or seek independent advice. You assume all risks associated with use of the data provided on this page.

Race Results

April 13, 2023, Race 7, TK PLASTERING MOBILE PACE, Distance 1980m, Addington - Survey 1980m

Result	TAB no.	Horse (Barrier)	1980 to	1800m to	1600m to	1400m to	1200m to	1000m to	800m to	600m to	400m to	200m to	Total or	Margin
8th	12	Hilda Maud (1)	1800m	1600m	1400m	1200m	1000m	800m	600m	400m	200m	WP	Average	
		Position in running (margin)	-	10(9.4)	9(12.2)	9(14.3)	10(11.9)	11(13.2)	10(11.2)	11(10.7)	10(11.4)	10(10.3)		10.80
		Sectional time (s)	13.16	14.61	14.66	14.61	15.60	14.91	14.49	14.62	14.14	14.56		
		Cumulative time (s)	145.36	132.20	117.59	102.93	88.32	72.72	57.81	43.32	28.70	14.56	2:25.36	
		Speed (m/s)	13.67	13.69	13.64	13.69	12.82	13.41	13.80	13.68	14.14	13.74	13.62	
		Stride length (m)	7.33	6.76	6.77	10.14	8.17	7.70	9.55	6.77	7.01	7.53	7.63	
		Stride duration (s)	0.521	0.494	0.496	0.741	0.637	0.574	0.692	0.495	0.496	0.548	0.560	
		Stride efficiency (%)	83.92	71.35	71.55	160.51	104.31	92.63	142.56	71.55	76.81	88.62	90.97	
		Stride count	24.56	29.60	29.56	19.73	24.48	25.98	20.94	29.56	28.53	26.56	259.50	



Note: Horizontal distance axis grid lines are 200m furlongs.

Disclaimer.

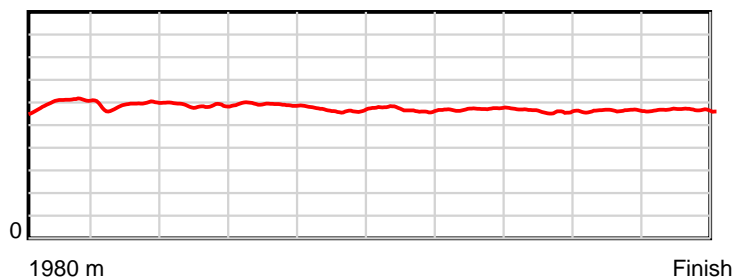
HRNZ and NZMTC and Thoroughbred Ratings Pty Ltd accepts no responsibility for the completeness or accuracy of any of the information contained herein, and makes no representations about its suitability for any particular purpose. Users should make their own judgements about those matters and/or seek independent advice. You assume all risks associated with use of the data provided on this page.

Race Results

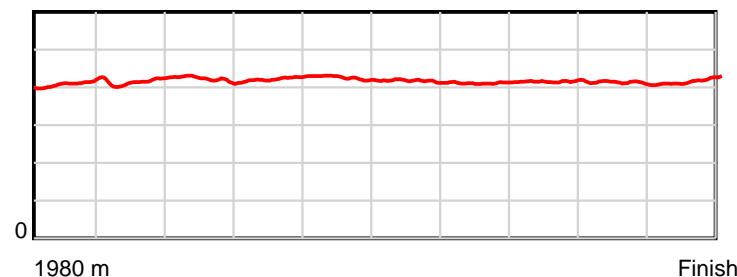
April 13, 2023, Race 7, TK PLASTERING MOBILE PACE, Distance 1980m, Addington - Survey 1980m

Result	TAB no.	Horse (Barrier)	1980 to	1800m to	1600m to	1400m to	1200m to	1000m to	800m to	600m to	400m to	200m to	Total or	Margin
9th	5	Speciale Uno (6)	1800m	1600m	1400m	1200m	1000m	800m	600m	400m	200m	WP	Average	
		Position in running (margin)	-	5(3.9)	5(6.3)	5(8.0)	4(4.4)	3(3.3)	3(2.2)	3(1.6)	5(6.0)	9(9.2)		11.00
		Sectional time (s)	12.22	14.53	14.61	14.40	15.21	15.04	14.50	15.23	14.85	14.81		
		Cumulative time (s)	145.40	133.18	118.65	104.04	89.64	74.43	59.39	44.89	29.66	14.81	2:25.40	
		Speed (m/s)	14.73	13.76	13.69	13.89	13.15	13.30	13.79	13.13	13.47	13.50	13.62	
		Stride length (m)	6.02	5.71	5.78	5.87	5.59	5.54	5.68	5.45	5.55	5.64	5.68	
		Stride duration (s)	0.409	0.415	0.422	0.422	0.425	0.417	0.411	0.415	0.412	0.418	0.417	
		Stride efficiency (%)	56.63	50.99	52.16	53.75	48.89	48.01	50.33	46.47	48.14	49.71	50.33	
		Stride count	29.90	35.01	34.62	34.10	35.76	36.08	35.24	36.68	36.03	35.46	348.88	

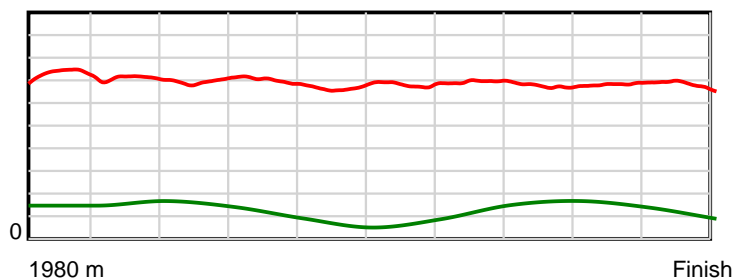
10 m Stride length



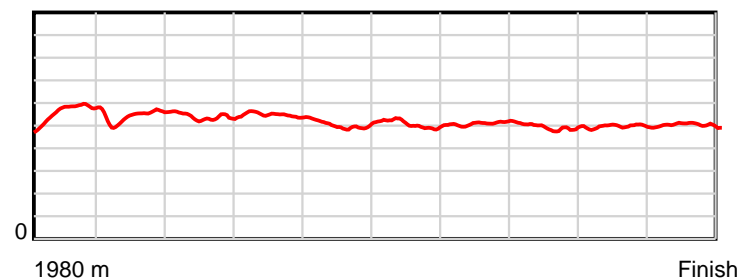
0.6 s Stride duration



20 m/sec Speed



100 % Stride efficiency



Note: Horizontal distance axis grid lines are 200m furlongs.

Disclaimer.

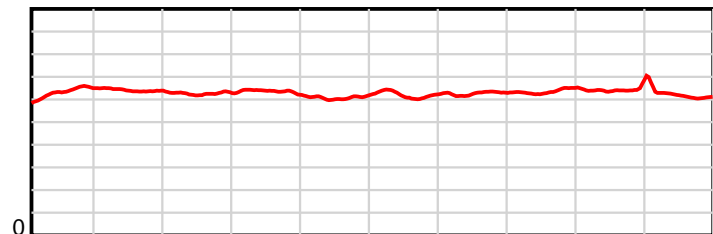
HRNZ and NZMTC and Thoroughbred Ratings Pty Ltd accepts no responsibility for the completeness or accuracy of any of the information contained herein, and makes no representations about its suitability for any particular purpose. Users should make their own judgements about those matters and/or seek independent advice. You assume all risks associated with use of the data provided on this page.

Race Results

April 13, 2023, Race 7, TK PLASTERING MOBILE PACE, Distance 1980m, Addington - Survey 1980m

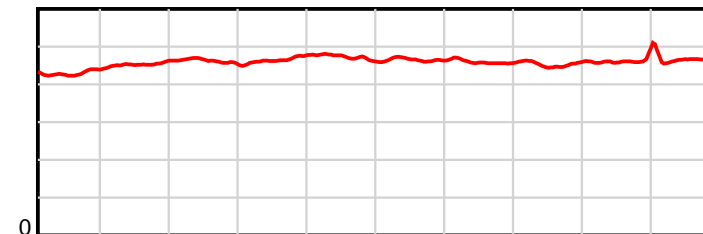
Result	TAB no.	Horse (Barrier)	1980 to	1800m to	1600m to	1400m to	1200m to	1000m to	800m to	600m to	400m to	200m to	Total or	Margin
10th	10	Bolzano (11)	1800m	1600m	1400m	1200m	1000m	800m	600m	400m	200m	WP	Average	
		Position in running (margin)	-	6(5.4)	6(6.5)	6(9.4)	7(7.8)	7(8.3)	8(7.9)	9(8.5)	8(8.3)	7(8.9)		12.50
		Sectional time (s)	12.51	14.31	14.81	14.74	15.47	15.18	14.68	14.47	14.41	15.11		
		Cumulative time (s)	145.69	133.18	118.87	104.06	89.32	73.85	58.67	43.99	29.52	15.11	2:25.69	
		Speed (m/s)	14.39	13.98	13.50	13.57	12.93	13.18	13.62	13.82	13.88	13.24	13.59	
		Stride length (m)	6.36	6.34	6.23	6.32	6.10	6.13	6.26	6.27	6.44	6.16	6.26	
		Stride duration (s)	0.430	0.453	0.462	0.466	0.472	0.465	0.459	0.454	0.464	0.465	0.461	
		Stride efficiency (%)	63.29	62.77	60.73	62.47	58.23	58.70	61.20	61.43	64.79	59.29	61.22	
		Stride count	28.28	31.56	32.08	31.63	32.76	32.63	31.96	31.90	31.06	32.47	316.33	

10 m Stride length



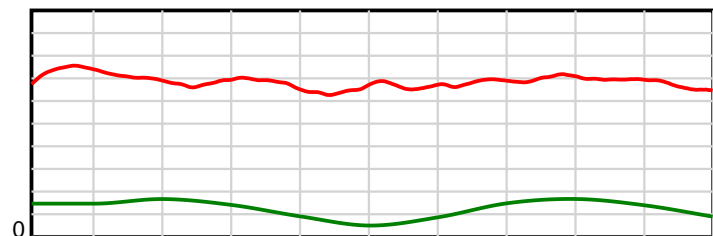
1980 m Finish

0.6 s Stride duration



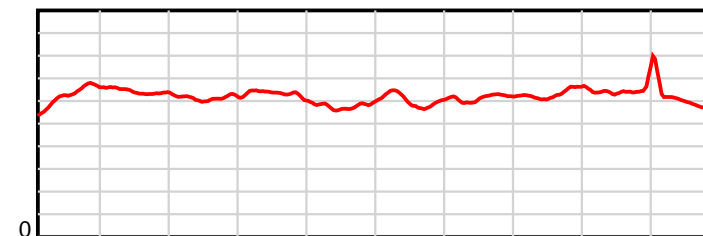
1980 m Finish

20 m/sec Speed



1980 m Finish

100 % Stride efficiency



1980 m Finish

Note: Horizontal distance axis grid lines are 200m furlongs.

Disclaimer.

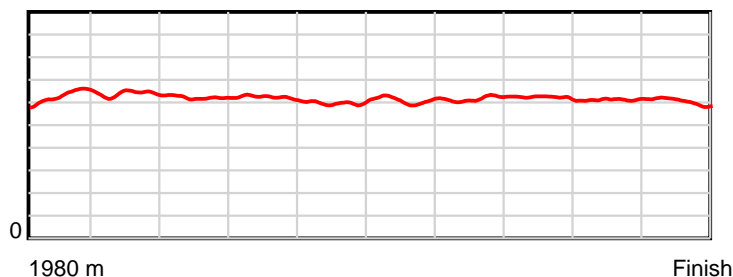
HRNZ and NZMTC and Thoroughbred Ratings Pty Ltd accepts no responsibility for the completeness or accuracy of any of the information contained herein, and makes no representations about its suitability for any particular purpose. Users should make their own judgements about those matters and/or seek independent advice. You assume all risks associated with use of the data provided on this page.

Race Results

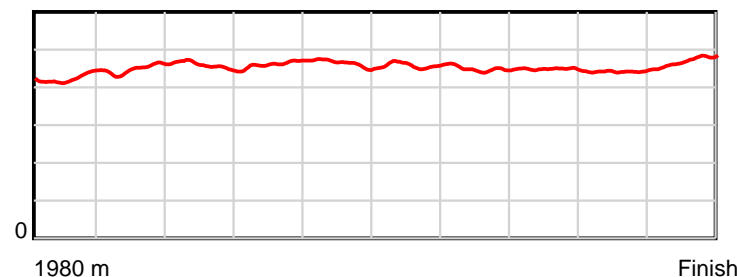
April 13, 2023, Race 7, TK PLASTERING MOBILE PACE, Distance 1980m, Addington - Survey 1980m

Result	TAB no.	Horse (Barrier)	1980 to	1800m to	1600m to	1400m to	1200m to	1000m to	800m to	600m to	400m to	200m to	Total or	Margin
11th	2	Iksaka (3)	1800m	1600m	1400m	1200m	1000m	800m	600m	400m	200m	WP	Average	
		Position in running (margin)	-	3(2.9)	4(3.9)	4(6.4)	5(5.9)	6(6.2)	6(5.6)	6(5.3)	6(6.1)	6(6.7)		13.40
		Sectional time (s)	12.02	14.31	14.74	14.93	15.42	15.14	14.54	14.64	14.42	15.70		
		Cumulative time (s)	145.86	133.84	119.53	104.79	89.86	74.44	59.30	44.76	30.12	15.70	2:25.86	
		Speed (m/s)	14.97	13.98	13.57	13.40	12.97	13.21	13.76	13.66	13.87	12.74	13.57	
		Stride length (m)	6.32	6.28	6.22	6.19	6.01	6.05	6.17	6.13	6.13	6.00	6.15	
		Stride duration (s)	0.424	0.449	0.459	0.462	0.463	0.458	0.448	0.448	0.442	0.471	0.453	
		Stride efficiency (%)	62.37	61.59	60.48	59.82	56.43	57.25	59.45	58.68	58.76	56.21	59.02	
		Stride count	28.49	31.86	32.15	32.32	33.28	33.04	32.43	32.64	32.62	33.35	322.18	

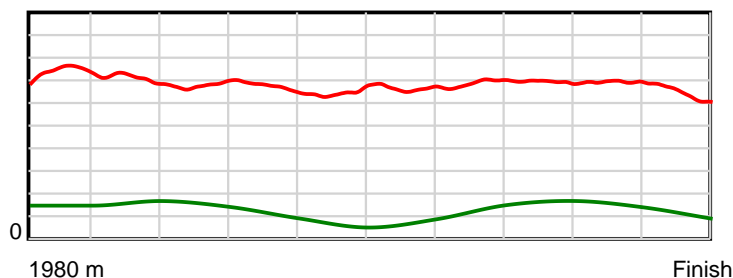
10 m Stride length



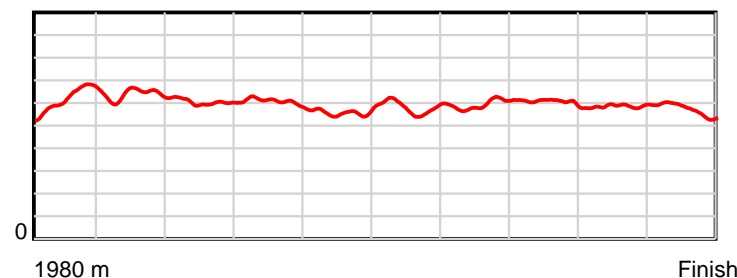
0.6 s Stride duration



20 m/sec Speed



100 % Stride efficiency



Note: Horizontal distance axis grid lines are 200m furlongs.

Disclaimer.

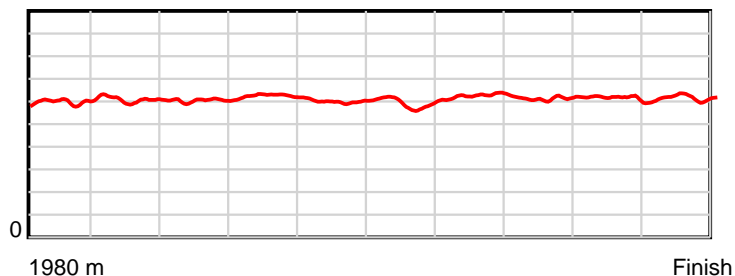
HRNZ and NZMTC and Thoroughbred Ratings Pty Ltd accepts no responsibility for the completeness or accuracy of any of the information contained herein, and makes no representations about its suitability for any particular purpose. Users should make their own judgements about those matters and/or seek independent advice. You assume all risks associated with use of the data provided on this page.

Race Results

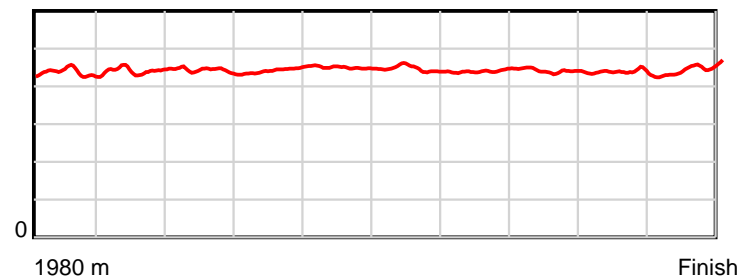
April 13, 2023, Race 7, TK PLASTERING MOBILE PACE, Distance 1980m, Addington - Survey 1980m

Result	TAB no.	Horse (Barrier)	1980 to	1800m to	1600m to	1400m to	1200m to	1000m to	800m to	600m to	400m to	200m to	Total or	Margin
12th	6	Fraud (7)	1800m	1600m	1400m	1200m	1000m	800m	600m	400m	200m	WP	Average	
		Position in running (margin)	-	11(9.8)	11(13.9)	11(17.3)	11(12.2)	9(10.8)	11(12.5)	10(10.0)	11(12.5)	11(13.5)		13.90
		Sectional time (s)	13.33	14.83	14.88	14.16	15.15	15.51	14.18	14.91	14.48	14.52		
		Cumulative time (s)	145.95	132.62	117.79	102.91	88.75	73.60	58.09	43.91	29.00	14.52	2:25.95	
		Speed (m/s)	13.50	13.49	13.44	14.12	13.20	12.89	14.10	13.41	13.81	13.77	13.57	
		Stride length (m)	5.98	5.96	5.94	6.25	5.93	5.75	6.21	5.91	6.03	6.16	6.01	
		Stride duration (s)	0.437	0.442	0.442	0.443	0.450	0.446	0.440	0.441	0.437	0.447	0.443	
		Stride efficiency (%)	55.86	55.60	55.20	61.08	55.03	51.69	60.27	54.67	56.83	59.29	56.46	
		Stride count	30.11	33.53	33.65	31.99	33.70	34.78	32.21	33.81	33.16	32.47	329.41	

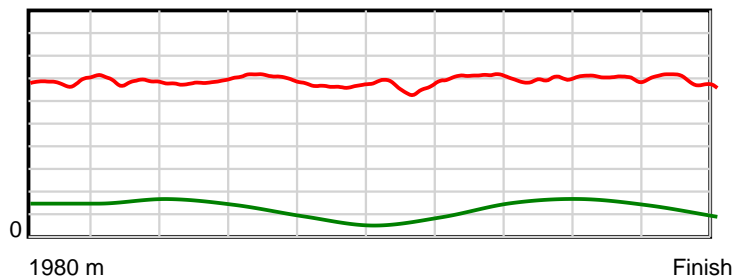
10 m Stride length



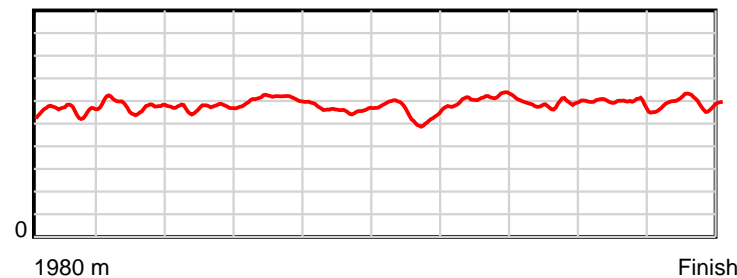
0.6 s Stride duration



20 m/sec Speed



100 % Stride efficiency



Note: Horizontal distance axis grid lines are 200m furlongs.

Disclaimer.

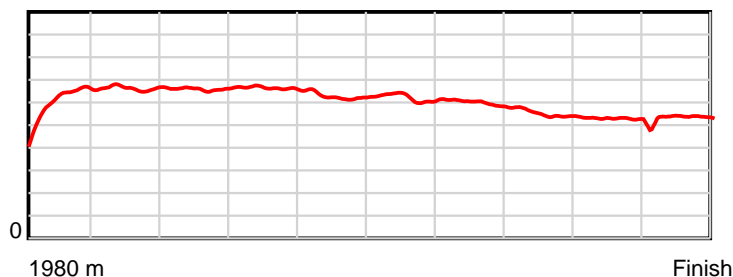
HRNZ and NZMTC and Thoroughbred Ratings Pty Ltd accepts no responsibility for the completeness or accuracy of any of the information contained herein, and makes no representations about its suitability for any particular purpose. Users should make their own judgements about those matters and/or seek independent advice. You assume all risks associated with use of the data provided on this page.

Race Results

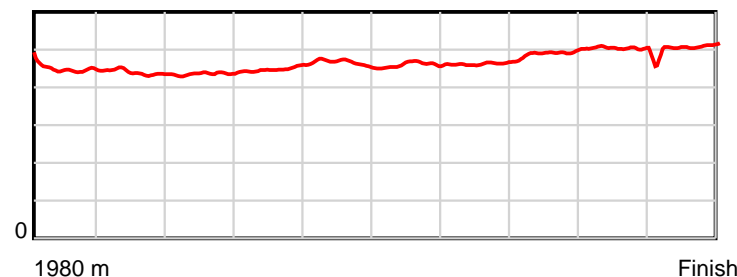
April 13, 2023, Race 7, TK PLASTERING MOBILE PACE, Distance 1980m, Addington - Survey 1980m

Result	TAB no.	Horse (Barrier)	1980 to	1800m to	1600m to	1400m to	1200m to	1000m to	800m to	600m to	400m to	200m to	Total or	Margin
13th	9	It's A Shawthi... (10)	1800m	1600m	1400m	1200m	1000m	800m	600m	400m	200m	WP	Average	
		Position in running (margin)	-	12(36.1)	12(33.3)	12(26.9)	12(18.2)	12(15.3)	12(15.7)	12(21.4)	12(44.0)	12(73.2)		89.00
		Sectional time (s)	17.49	13.67	13.25	13.56	14.90	15.31	15.53	18.27	19.19	19.05		
		Cumulative time (s)	160.22	142.73	129.06	115.81	102.25	87.35	72.04	56.51	38.24	19.05	2:40.22	
		Speed (m/s)	10.29	14.63	15.09	14.75	13.42	13.06	12.88	10.95	10.42	10.50	12.36	
		Stride length (m)	6.22	6.43	6.58	6.62	6.25	6.02	5.96	5.38	5.16	5.34	5.95	
		Stride duration (s)	0.447	0.440	0.436	0.449	0.465	0.461	0.463	0.492	0.495	0.509	0.481	
		Stride efficiency (%)	60.49	64.66	67.63	68.47	61.01	56.55	55.46	45.29	41.60	44.55	55.30	
		Stride count	28.93	31.09	30.40	30.21	32.01	33.25	33.57	37.15	38.76	37.46	332.83	

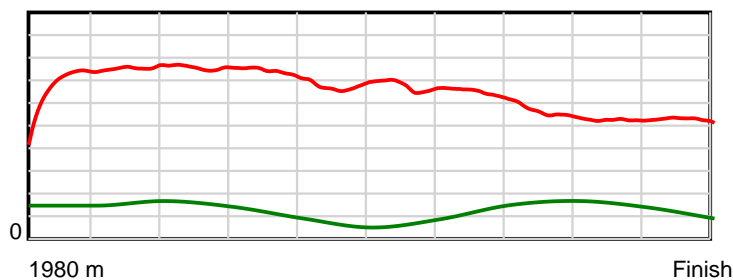
10 m Stride length



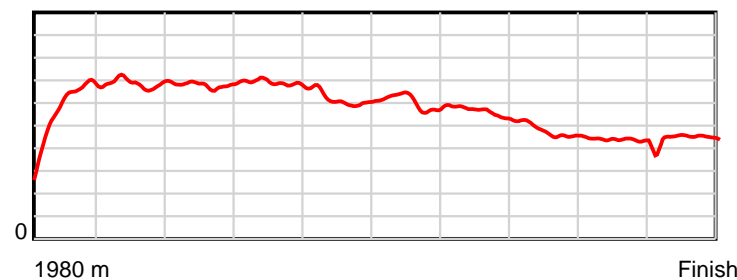
0.6 s Stride duration



20 m/sec Speed



100 % Stride efficiency



Note: Horizontal distance axis grid lines are 200m furlongs.

Disclaimer.

HRNZ and NZMTC and Thoroughbred Ratings Pty Ltd accepts no responsibility for the completeness or accuracy of any of the information contained herein, and makes no representations about its suitability for any particular purpose. Users should make their own judgements about those matters and/or seek independent advice. You assume all risks associated with use of the data provided on this page.