



Race Results

NZ Metropolitan Trotting Club Inc, HRNZ, April 13, 2023

Compilation date: April 13, 2023, 8:49:54 PM (NZST)

Copyright © 2023 HRNZ and NZMTC. All rights reserved.

Trademarks.

StrideMASTER is a registered trademark of Thoroughbred Ratings Pty Ltd.

Disclaimer.

HRNZ and NZMTC and Thoroughbred Ratings Pty Ltd accepts no responsibility for the completeness or accuracy of any of the information contained herein, and makes no representations about its suitability for any particular purpose. Users should make their own judgements about those matters and/or seek independent advice. You assume all risks associated with use of the data provided on this page.



Race Results



April 13, 2023, Race 1, IRT. YOUR HORSE. OUR PASSION. MOBILE PACE, Distance 2600m, Addington - Survey 3200m

Result	TAB no.	Horse (Barrier)	2600 to	2400m to
1st	7	Adesanya (6)	2400m	2200m
		Position in running (margin)	-	5(3.5)
		Sectional time (s)	13.74	15.62
		Cumulative time (s)	195.21	181.47
		Speed (m/s)	14.56	12.80
		Stride length (m)	6.58	6.14
		Stride duration (s)	0.450	0.479
		Stride efficiency (%)	67.70	58.86
		Stride count	30.38	32.59

Disclaimer.

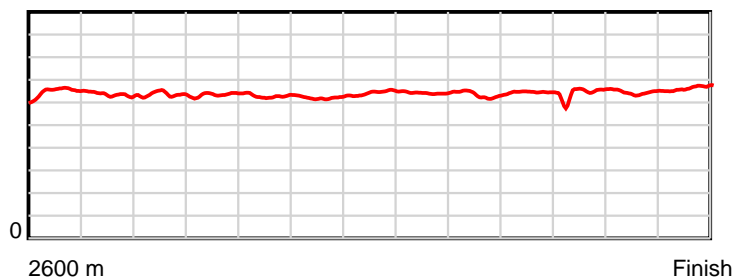
HRNZ and NZMTC and Thoroughbred Ratings Pty Ltd accepts no responsibility for the completeness or accuracy of any of the information contained herein, and makes no representations about its suitability for any particular purpose. Users should make their own judgements about those matters and/or seek independent advice. You assume all risks associated with use of the data provided on this page.

Race Results

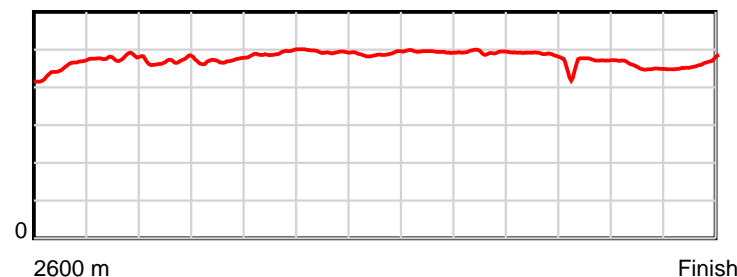
April 13, 2023, Race 1, IRT. YOUR HORSE. OUR PASSION. MOBILE PACE, Distance 2600m, Addington - Survey 3200m

Result	TAB no.	Horse (Barrier)	2200m to	2000m to	1800m to	1600m to	1400m to	1200m to	1000m to	800m to	600m to	400m to	200m to	Total or	Margin
1st	7	Adesanya (6)	2000m	1800m	1600m	1400m	1200m	1000m	800m	600m	400m	200m	WP	Average	
		Position in running (margin)	7(8.2)	6(5.9)	2(1.0)	1(0.0)	1(0.0)	1(0.0)	1(0.0)	1(0.0)	1(0.0)	1(0.0)	1(0.0)		0.00
		Sectional time (s)	15.44	14.84	15.84	15.75	15.28	15.42	15.75	15.10	14.54	14.02	13.87		
		Cumulative time (s)	165.85	150.41	135.57	119.73	103.98	88.70	73.28	57.53	42.43	27.89	13.87	3:15.21	
		Speed (m/s)	12.95	13.48	12.63	12.70	13.09	12.97	12.70	13.25	13.76	14.27	14.42	13.32	
		Stride length (m)	6.08	6.35	6.21	6.27	6.40	6.41	6.26	6.45	6.37	6.48	6.67	6.36	
		Stride duration (s)	0.469	0.471	0.492	0.494	0.489	0.494	0.493	0.487	0.463	0.454	0.462	0.477	
		Stride efficiency (%)	57.68	62.94	60.25	61.48	63.97	64.26	61.33	65.11	63.48	65.56	69.42	63.11	
		Stride count	32.92	31.51	32.21	31.89	31.26	31.19	31.92	30.98	31.38	30.88	30.01	409.12	

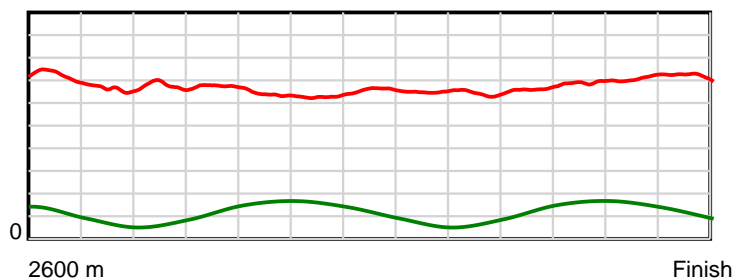
10 m Stride length



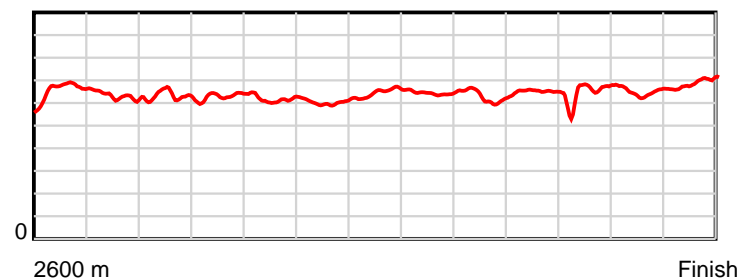
0.6 s Stride duration



20 m/sec Speed



100 % Stride efficiency



Note: Horizontal distance axis grid lines are 200m furlongs.

Disclaimer.

HRNZ and NZMTC and Thoroughbred Ratings Pty Ltd accepts no responsibility for the completeness or accuracy of any of the information contained herein, and makes no representations about its suitability for any particular purpose. Users should make their own judgements about those matters and/or seek independent advice. You assume all risks associated with use of the data provided on this page.



Race Results



April 13, 2023, Race 1, IRT. YOUR HORSE. OUR PASSION. MOBILE PACE, Distance 2600m, Addington - Survey 3200m

Result	TAB no.	Horse (Barrier)	2600 to	2400m to
2nd	3	Joan's Rising ... (3)	2400m	2200m
		Position in running (margin)	-	1(0.0)
		Sectional time (s)	13.15	14.86
		Cumulative time (s)	195.60	182.45
		Speed (m/s)	15.20	13.46
		Stride length (m)	6.56	6.39
		Stride duration (s)	0.431	0.475
		Stride efficiency (%)	67.17	63.83
		Stride count	30.50	31.29

Disclaimer.

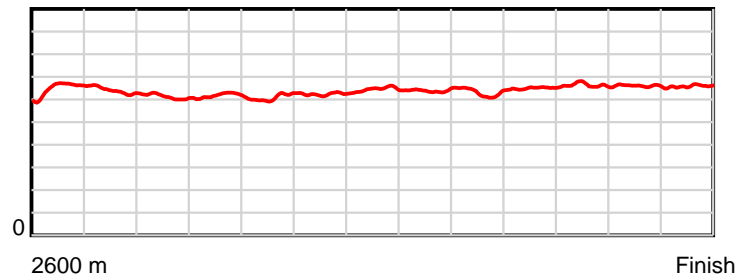
HRNZ and NZMTC and Thoroughbred Ratings Pty Ltd accepts no responsibility for the completeness or accuracy of any of the information contained herein, and makes no representations about its suitability for any particular purpose. Users should make their own judgements about those matters and/or seek independent advice. You assume all risks associated with use of the data provided on this page.

Race Results

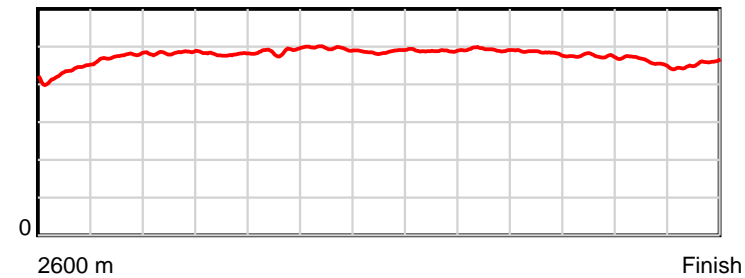
April 13, 2023, Race 1, IRT. YOUR HORSE. OUR PASSION. MOBILE PACE, Distance 2600m, Addington - Survey 3200m

Result	TAB no.	Horse (Barrier)	2200m to	2000m to	1800m to	1600m to	1400m to	1200m to	1000m to	800m to	600m to	400m to	200m to	Total or	Margin
2nd	3	Joan's Rising ... (3)	2000m	1800m	1600m	1400m	1200m	1000m	800m	600m	400m	200m	WP	Average	
		Position in running (margin)	1(0.0)	1(0.0)	1(0.0)	2(2.0)	2(3.4)	3(2.5)	2(1.5)	2(1.4)	2(0.9)	3(1.9)	3(3.0)		1.90
		Sectional time (s)	15.81	15.65	16.35	15.98	15.12	15.26	15.72	15.03	14.70	14.21	13.76		
		Cumulative time (s)	167.59	151.78	136.13	119.78	103.80	88.68	73.42	57.70	42.67	27.97	13.76	3:15.60	
		Speed (m/s)	12.65	12.78	12.23	12.52	13.23	13.11	12.72	13.31	13.61	14.07	14.53	13.29	
		Stride length (m)	6.11	6.13	5.96	6.20	6.44	6.40	6.26	6.44	6.46	6.49	6.61	6.34	
		Stride duration (s)	0.483	0.480	0.488	0.496	0.487	0.489	0.492	0.484	0.475	0.461	0.455	0.477	
		Stride efficiency (%)	58.40	58.79	55.60	60.12	64.80	64.09	61.27	64.85	65.21	65.79	68.24	62.78	
		Stride count	32.71	32.61	33.53	32.24	31.06	31.23	31.94	31.04	30.96	30.82	30.26	410.19	

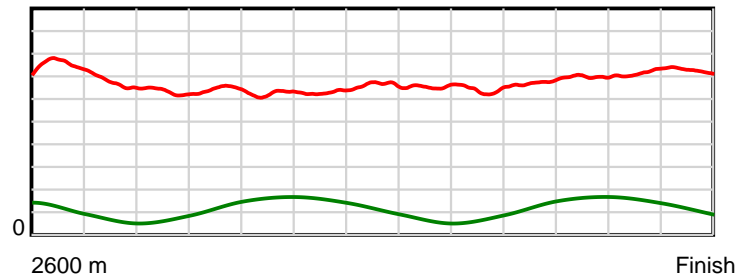
10 m Stride length



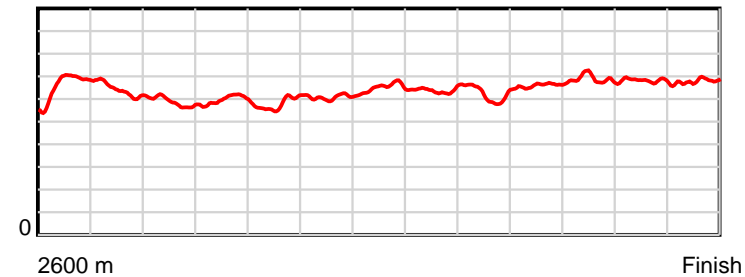
0.6 s Stride duration



20 m/sec Speed



100 % Stride efficiency



Note: Horizontal distance axis grid lines are 200m furlongs.

Disclaimer.

HRNZ and NZMTC and Thoroughbred Ratings Pty Ltd accepts no responsibility for the completeness or accuracy of any of the information contained herein, and makes no representations about its suitability for any particular purpose. Users should make their own judgements about those matters and/or seek independent advice. You assume all risks associated with use of the data provided on this page.



Race Results



April 13, 2023, Race 1, IRT. YOUR HORSE. OUR PASSION. MOBILE PACE, Distance 2600m, Addington - Survey 3200m

Result	TAB no.	Horse (Barrier)	2600 to	2400m to
3rd	2	Whatablaze (2)	2400m	2200m
		Position in running (margin)	-	4(2.7)
		Sectional time (s)	13.58	15.19
		Cumulative time (s)	195.75	182.17
		Speed (m/s)	14.73	13.17
		Stride length (m)	6.37	6.25
		Stride duration (s)	0.433	0.475
		Stride efficiency (%)	63.33	61.13
		Stride count	31.42	31.98

Disclaimer.

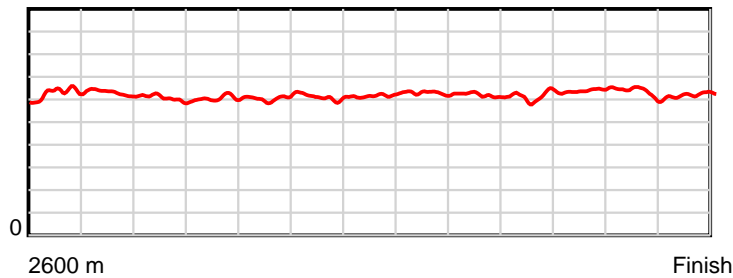
HRNZ and NZMTC and Thoroughbred Ratings Pty Ltd accepts no responsibility for the completeness or accuracy of any of the information contained herein, and makes no representations about its suitability for any particular purpose. Users should make their own judgements about those matters and/or seek independent advice. You assume all risks associated with use of the data provided on this page.

Race Results

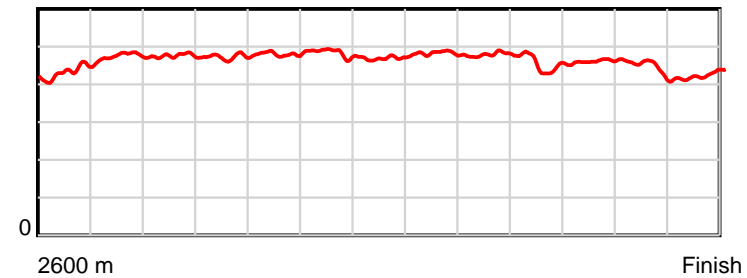
April 13, 2023, Race 1, IRT. YOUR HORSE. OUR PASSION. MOBILE PACE, Distance 2600m, Addington - Survey 3200m

Result	TAB no.	Horse (Barrier)	2200m to	2000m to	1800m to	1600m to	1400m to	1200m to	1000m to	800m to	600m to	400m to	200m to	Total or	Margin
3rd	2	Whatablaze (2)	2000m	1800m	1600m	1400m	1200m	1000m	800m	600m	400m	200m	WP	Average	
		Position in running (margin)	4(4.7)	5(5.3)	6(5.1)	5(5.8)	7(7.6)	6(6.2)	7(6.4)	6(5.6)	4(2.9)	4(3.6)	4(4.6)		2.20
		Sectional time (s)	15.92	15.62	16.13	16.05	15.05	15.45	15.61	14.66	14.66	14.18	13.65		
		Cumulative time (s)	166.98	151.06	135.44	119.31	103.26	88.21	72.76	57.15	42.49	27.83	13.65	3:15.75	
		Speed (m/s)	12.56	12.80	12.40	12.46	13.29	12.94	12.81	13.64	13.64	14.10	14.65	13.28	
		Stride length (m)	5.98	6.05	5.96	6.02	6.24	6.25	6.13	6.20	6.31	6.24	6.24	6.17	
		Stride duration (s)	0.476	0.473	0.481	0.483	0.469	0.483	0.478	0.454	0.462	0.442	0.426	0.464	
		Stride efficiency (%)	55.86	57.21	55.56	56.56	60.85	61.06	58.64	59.98	62.14	60.86	60.77	59.46	
		Stride count	33.45	33.05	33.54	33.24	32.05	31.99	32.65	32.28	31.72	32.05	32.07	421.49	

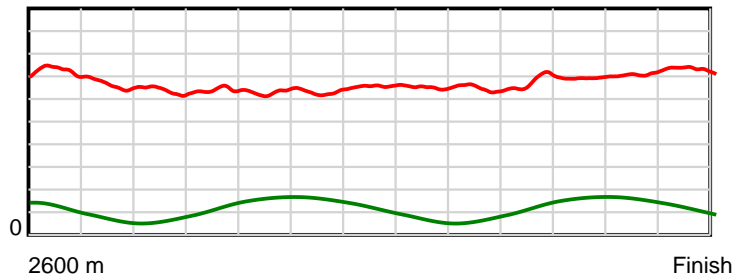
10 m Stride length



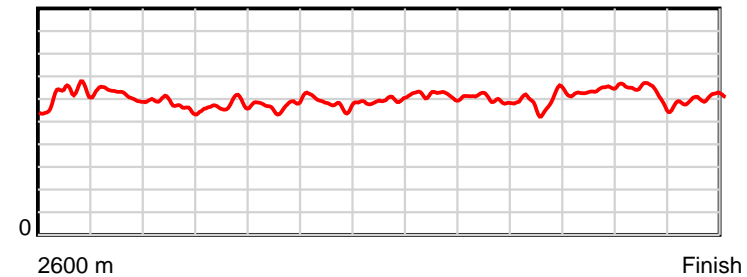
0.6 s Stride duration



20 m/sec Speed



100 % Stride efficiency



Note: Horizontal distance axis grid lines are 200m furlongs.

Disclaimer.

HRNZ and NZMTC and Thoroughbred Ratings Pty Ltd accepts no responsibility for the completeness or accuracy of any of the information contained herein, and makes no representations about its suitability for any particular purpose. Users should make their own judgements about those matters and/or seek independent advice. You assume all risks associated with use of the data provided on this page.



Race Results



April 13, 2023, Race 1, IRT. YOUR HORSE. OUR PASSION. MOBILE PACE, Distance 2600m, Addington - Survey 3200m

Result	TAB no.	Horse (Barrier)	2600 to	2400m to
4th	6	Lewey Maguire (5)	2400m	2200m
		Position in running (margin)	-	7(5.1)
		Sectional time (s)	13.99	15.44
		Cumulative time (s)	195.90	181.91
		Speed (m/s)	14.29	12.95
		Stride length (m)	6.45	6.04
		Stride duration (s)	0.450	0.467
		Stride efficiency (%)	65.07	57.10
		Stride count	30.99	33.09

Disclaimer.

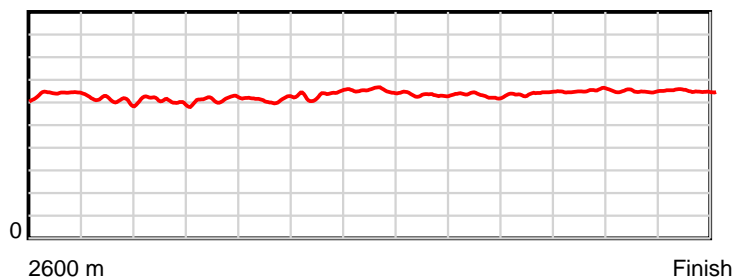
HRNZ and NZMTC and Thoroughbred Ratings Pty Ltd accepts no responsibility for the completeness or accuracy of any of the information contained herein, and makes no representations about its suitability for any particular purpose. Users should make their own judgements about those matters and/or seek independent advice. You assume all risks associated with use of the data provided on this page.

Race Results

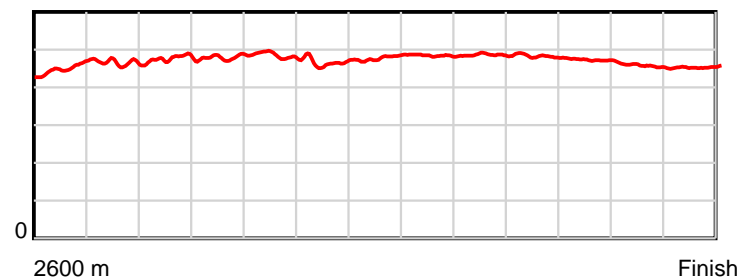
April 13, 2023, Race 1, IRT. YOUR HORSE. OUR PASSION. MOBILE PACE, Distance 2600m, Addington - Survey 3200m

Result	TAB no.	Horse (Barrier)	2200m to	2000m to	1800m to	1600m to	1400m to	1200m to	1000m to	800m to	600m to	400m to	200m to	Total or	Margin
4th	6	Lewey Maguire (5)	2000m	1800m	1600m	1400m	1200m	1000m	800m	600m	400m	200m	WP	Average	
		Position in running (margin)	8(8.6)	8(10.7)	8(10.0)	8(10.1)	5(5.1)	2(1.7)	3(2.1)	3(1.6)	3(1.0)	2(1.2)	2(2.8)		2.60
		Sectional time (s)	16.17	15.53	16.03	14.92	14.72	15.48	15.68	15.00	14.57	14.27	14.10		
		Cumulative time (s)	166.47	150.30	134.77	118.74	103.82	89.10	73.62	57.94	42.94	28.37	14.10	3:15.90	
		Speed (m/s)	12.37	12.88	12.48	13.40	13.59	12.92	12.76	13.33	13.73	14.02	14.18	13.27	
		Stride length (m)	5.88	6.18	6.04	6.26	6.50	6.26	6.20	6.43	6.47	6.39	6.43	6.27	
		Stride duration (s)	0.476	0.480	0.484	0.467	0.478	0.484	0.486	0.482	0.471	0.456	0.454	0.472	
		Stride efficiency (%)	54.03	59.69	57.01	61.26	66.02	61.14	60.13	64.60	65.36	63.81	64.69	61.37	
		Stride count	34.01	32.36	33.11	31.94	30.77	31.97	32.24	31.11	30.92	31.30	31.08	414.89	

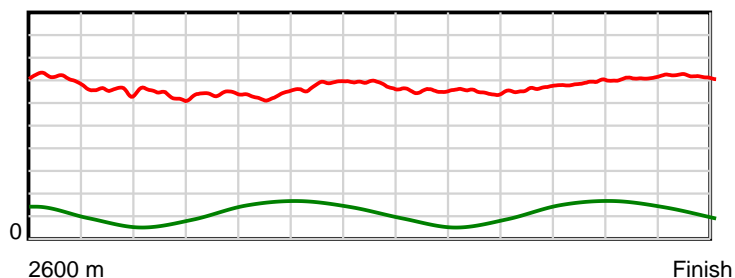
10 m Stride length



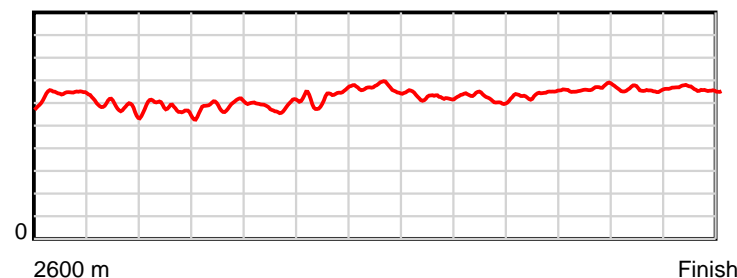
0.6 s Stride duration



20 m/sec Speed



100 % Stride efficiency



Note: Horizontal distance axis grid lines are 200m furlongs.

Disclaimer.

HRNZ and NZMTC and Thoroughbred Ratings Pty Ltd accepts no responsibility for the completeness or accuracy of any of the information contained herein, and makes no representations about its suitability for any particular purpose. Users should make their own judgements about those matters and/or seek independent advice. You assume all risks associated with use of the data provided on this page.



Race Results



April 13, 2023, Race 1, IRT. YOUR HORSE. OUR PASSION. MOBILE PACE, Distance 2600m, Addington - Survey 3200m

Result	TAB no.	Horse (Barrier)	2600 to	2400m to
5th	11	Eastwood Dream (0)	2400m	2200m
		Position in running (margin)	-	10(11.7)
		Sectional time (s)	15.08	15.19
		Cumulative time (s)	196.68	181.60
		Speed (m/s)	13.27	13.17
		Stride length (m)	6.63	6.20
		Stride duration (s)	0.449	0.471
		Stride efficiency (%)	68.76	60.16
		Stride count	30.15	32.23

Disclaimer.

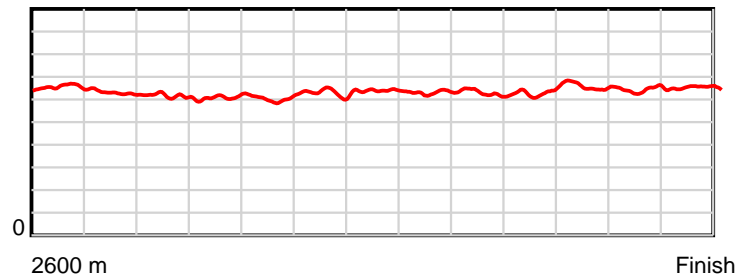
HRNZ and NZMTC and Thoroughbred Ratings Pty Ltd accepts no responsibility for the completeness or accuracy of any of the information contained herein, and makes no representations about its suitability for any particular purpose. Users should make their own judgements about those matters and/or seek independent advice. You assume all risks associated with use of the data provided on this page.

Race Results

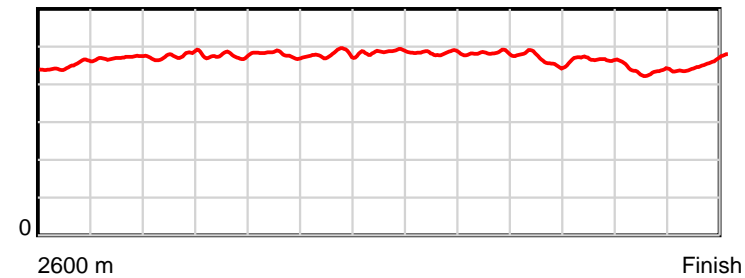
April 13, 2023, Race 1, IRT. YOUR HORSE. OUR PASSION. MOBILE PACE, Distance 2600m, Addington - Survey 3200m

Result	TAB no.	Horse (Barrier)	2200m to	2000m to	1800m to	1600m to	1400m to	1200m to	1000m to	800m to	600m to	400m to	200m to	Total or	Margin
5th	11	Eastwood Dream (0)	2000m	1800m	1600m	1400m	1200m	1000m	800m	600m	400m	200m	WP	Average	
		Position in running (margin)	10(13.6)	10(15.1)	10(14.4)	10(14.9)	9(11.9)	10(11.5)	10(12.2)	10(12.3)	10(9.1)	9(8.1)	7(7.6)		6.90
		Sectional time (s)	16.05	15.54	16.09	15.26	15.21	15.54	15.76	14.57	14.39	13.93	14.07		
		Cumulative time (s)	166.41	150.36	134.82	118.73	103.47	88.26	72.72	56.96	42.39	28.00	14.07	3:16.68	
		Speed (m/s)	12.46	12.87	12.43	13.11	13.15	12.87	12.69	13.73	13.90	14.36	14.21	13.22	
		Stride length (m)	5.93	6.12	5.95	6.29	6.40	6.22	6.12	6.39	6.48	6.23	6.49	6.26	
		Stride duration (s)	0.476	0.475	0.479	0.480	0.487	0.483	0.482	0.465	0.466	0.434	0.456	0.473	
		Stride efficiency (%)	55.00	58.49	55.41	61.85	63.97	60.42	58.53	63.74	65.59	60.62	65.78	61.22	
		Stride count	33.71	32.69	33.59	31.79	31.26	32.17	32.68	31.32	30.87	32.11	30.83	415.40	

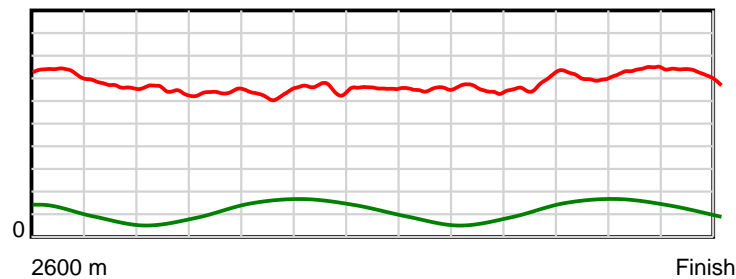
10 m Stride length



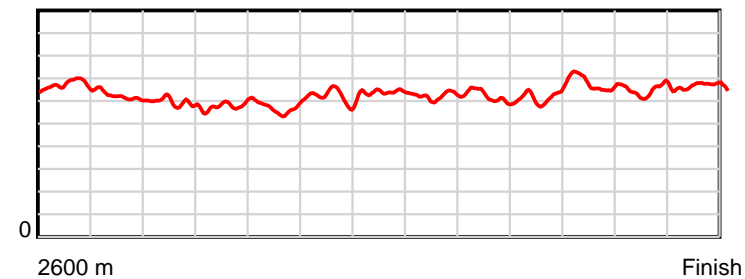
0.6 s Stride duration



20 m/sec Speed



100 % Stride efficiency



Note: Horizontal distance axis grid lines are 200m furlongs.

Disclaimer.

HRNZ and NZMTC and Thoroughbred Ratings Pty Ltd accepts no responsibility for the completeness or accuracy of any of the information contained herein, and makes no representations about its suitability for any particular purpose. Users should make their own judgements about those matters and/or seek independent advice. You assume all risks associated with use of the data provided on this page.



Race Results



April 13, 2023, Race 1, IRT. YOUR HORSE. OUR PASSION. MOBILE PACE, Distance 2600m, Addington - Survey 3200m

Result	TAB no.	Horse (Barrier)	2600 to	2400m to
6th	1	Shanghai Lou (1)	2400m	2200m
		Position in running (margin)	-	3(1.8)
		Sectional time (s)	13.44	14.82
		Cumulative time (s)	196.92	183.48
		Speed (m/s)	14.88	13.50
		Stride length (m)	6.60	6.58
		Stride duration (s)	0.442	0.487
		Stride efficiency (%)	68.13	67.57
		Stride count	30.29	30.41

Disclaimer.

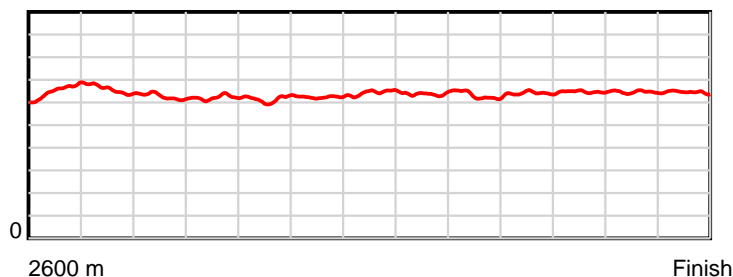
HRNZ and NZMTC and Thoroughbred Ratings Pty Ltd accepts no responsibility for the completeness or accuracy of any of the information contained herein, and makes no representations about its suitability for any particular purpose. Users should make their own judgements about those matters and/or seek independent advice. You assume all risks associated with use of the data provided on this page.

Race Results

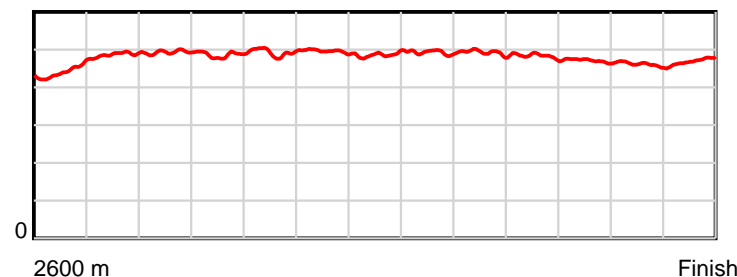
April 13, 2023, Race 1, IRT. YOUR HORSE. OUR PASSION. MOBILE PACE, Distance 2600m, Addington - Survey 3200m

Result	TAB no.	Horse (Barrier)	2200m to	2000m to	1800m to	1600m to	1400m to	1200m to	1000m to	800m to	600m to	400m to	200m to	Total or	Margin
6th	1	Shanghai Lou (1)	2000m	1800m	1600m	1400m	1200m	1000m	800m	600m	400m	200m	WP	Average	
		Position in running (margin)	3(1.6)	2(2.7)	3(2.9)	4(4.1)	4(4.6)	5(3.8)	4(3.5)	4(3.5)	5(3.6)	5(4.0)	5(5.6)		8.30
		Sectional time (s)	16.00	15.68	16.22	15.84	15.15	15.37	15.74	15.12	14.61	14.28	14.65		
		Cumulative time (s)	168.66	152.66	136.98	120.76	104.92	89.77	74.40	58.66	43.54	28.93	14.65	3:16.92	
		Speed (m/s)	12.50	12.76	12.33	12.63	13.20	13.01	12.71	13.23	13.69	14.01	13.65	13.20	
		Stride length (m)	6.16	6.20	6.09	6.26	6.42	6.40	6.26	6.38	6.44	6.45	6.44	6.36	
		Stride duration (s)	0.493	0.486	0.493	0.496	0.487	0.492	0.492	0.483	0.471	0.460	0.472	0.481	
		Stride efficiency (%)	59.22	60.14	57.89	61.21	64.43	64.10	61.15	63.69	64.90	64.98	64.85	63.14	
		Stride count	32.49	32.24	32.86	31.96	31.15	31.23	31.97	31.33	31.03	31.02	31.05	409.03	

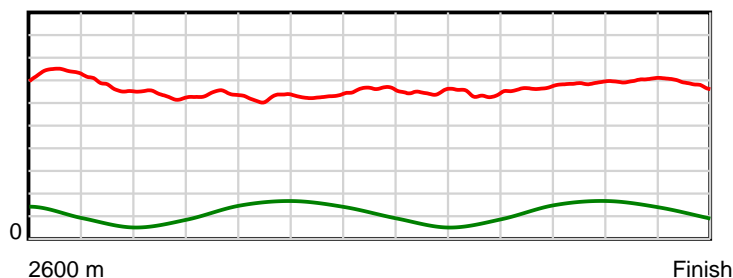
10 m Stride length



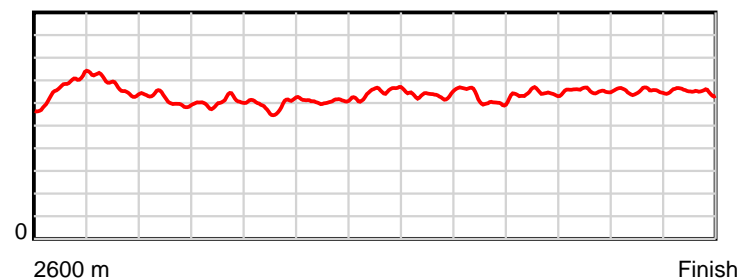
0.6 s Stride duration



20 m/sec Speed



100 % Stride efficiency



Note: Horizontal distance axis grid lines are 200m furlongs.

Disclaimer.

HRNZ and NZMTC and Thoroughbred Ratings Pty Ltd accepts no responsibility for the completeness or accuracy of any of the information contained herein, and makes no representations about its suitability for any particular purpose. Users should make their own judgements about those matters and/or seek independent advice. You assume all risks associated with use of the data provided on this page.



Race Results



April 13, 2023, Race 1, IRT. YOUR HORSE. OUR PASSION. MOBILE PACE, Distance 2600m, Addington - Survey 3200m

Result	TAB no.	Horse (Barrier)	2600 to	2400m to
7th	9	Lamarli (8)	2400m	2200m
		Position in running (margin)	-	9(8.5)
		Sectional time (s)	14.55	15.36
		Cumulative time (s)	197.19	182.64
		Speed (m/s)	13.74	13.02
		Stride length (m)	6.17	5.94
		Stride duration (s)	0.439	0.456
		Stride efficiency (%)	59.52	55.19
		Stride count	32.41	33.65

Disclaimer.

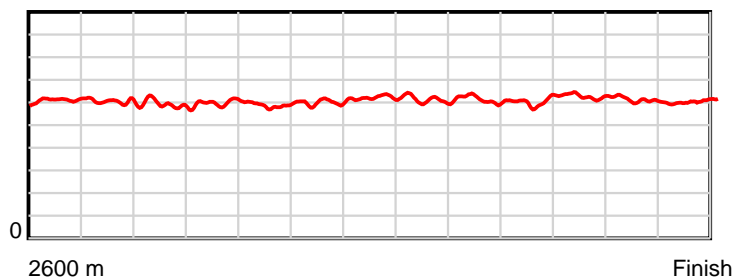
HRNZ and NZMTC and Thoroughbred Ratings Pty Ltd accepts no responsibility for the completeness or accuracy of any of the information contained herein, and makes no representations about its suitability for any particular purpose. Users should make their own judgements about those matters and/or seek independent advice. You assume all risks associated with use of the data provided on this page.

Race Results

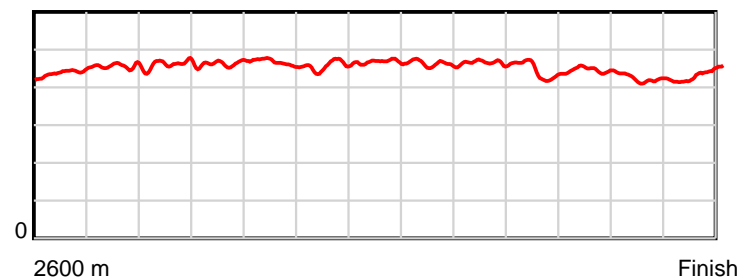
April 13, 2023, Race 1, IRT. YOUR HORSE. OUR PASSION. MOBILE PACE, Distance 2600m, Addington - Survey 3200m

Result	TAB no.	Horse (Barrier)	2200m to	2000m to	1800m to	1600m to	1400m to	1200m to	1000m to	800m to	600m to	400m to	200m to	Total or	Margin
7th	9	Lamarli (8)	2000m	1800m	1600m	1400m	1200m	1000m	800m	600m	400m	200m	WP	Average	
		Position in running (margin)	9(11.5)	9(11.3)	9(10.3)	9(12.5)	10(11.9)	9(10.6)	9(10.3)	9(9.3)	8(6.2)	8(7.6)	9(8.9)		9.20
		Sectional time (s)	15.77	15.49	16.37	15.66	15.05	15.39	15.57	14.59	14.78	14.23	14.38		
		Cumulative time (s)	167.28	151.51	136.02	119.65	103.99	88.94	73.55	57.98	43.39	28.61	14.38	3:17.19	
		Speed (m/s)	12.68	12.91	12.22	12.77	13.29	13.00	12.85	13.71	13.53	14.05	13.91	13.19	
		Stride length (m)	5.84	5.98	5.69	5.85	6.21	6.01	5.98	6.07	6.03	5.92	6.07	5.98	
		Stride duration (s)	0.461	0.463	0.466	0.458	0.467	0.463	0.466	0.443	0.445	0.421	0.436	0.453	
		Stride efficiency (%)	53.30	55.84	50.59	53.54	60.22	56.52	55.93	57.49	56.73	54.72	57.49	55.85	
		Stride count	34.24	33.46	35.15	34.17	32.22	33.26	33.43	32.97	33.19	33.80	32.97	434.92	

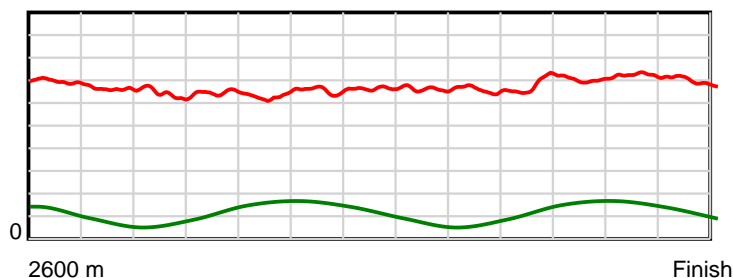
10 m Stride length



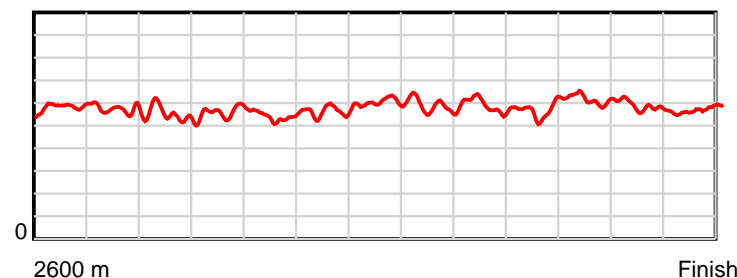
0.6 s Stride duration



20 m/sec Speed



100 % Stride efficiency



Note: Horizontal distance axis grid lines are 200m furlongs.

Disclaimer.

HRNZ and NZMTC and Thoroughbred Ratings Pty Ltd accepts no responsibility for the completeness or accuracy of any of the information contained herein, and makes no representations about its suitability for any particular purpose. Users should make their own judgements about those matters and/or seek independent advice. You assume all risks associated with use of the data provided on this page.



Race Results



April 13, 2023, Race 1, IRT. YOUR HORSE. OUR PASSION. MOBILE PACE, Distance 2600m, Addington - Survey 3200m

Result	TAB no.	Horse (Barrier)	2600 to	2400m to
8th	10	Divaca (9)	2400m	2200m
		Position in running (margin)	-	6(4.6)
		Sectional time (s)	14.04	15.20
		Cumulative time (s)	197.19	183.15
		Speed (m/s)	14.24	13.16
		Stride length (m)	6.66	6.24
		Stride duration (s)	0.449	0.474
		Stride efficiency (%)	69.32	60.78
		Stride count	30.03	32.07

Disclaimer.

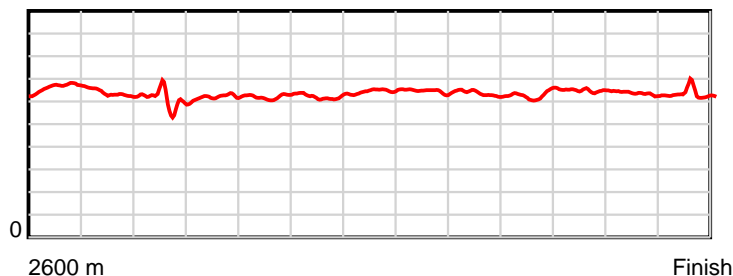
HRNZ and NZMTC and Thoroughbred Ratings Pty Ltd accepts no responsibility for the completeness or accuracy of any of the information contained herein, and makes no representations about its suitability for any particular purpose. Users should make their own judgements about those matters and/or seek independent advice. You assume all risks associated with use of the data provided on this page.

Race Results

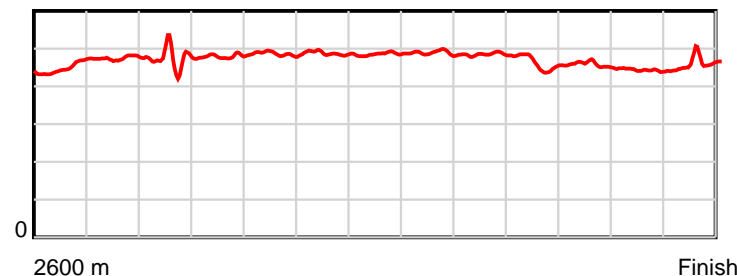
April 13, 2023, Race 1, IRT. YOUR HORSE. OUR PASSION. MOBILE PACE, Distance 2600m, Addington - Survey 3200m

Result	TAB no.	Horse (Barrier)	2200m to	2000m to	1800m to	1600m to	1400m to	1200m to	1000m to	800m to	600m to	400m to	200m to	Total or	Margin
8th	10	Divaca (9)	2000m	1800m	1600m	1400m	1200m	1000m	800m	600m	400m	200m	WP	Average	
		Position in running (margin)	6(6.6)	7(7.9)	7(7.6)	7(8.2)	8(8.8)	8(7.8)	8(8.1)	8(8.0)	6(5.2)	6(4.8)	6(6.0)		9.30
		Sectional time (s)	16.03	15.60	16.12	15.85	15.12	15.46	15.73	14.64	14.48	14.22	14.70		
		Cumulative time (s)	167.95	151.92	136.32	120.20	104.35	89.23	73.77	58.04	43.40	28.92	14.70	3:17.19	
		Speed (m/s)	12.48	12.82	12.41	12.62	13.23	12.94	12.71	13.66	13.81	14.06	13.61	13.18	
		Stride length (m)	5.88	6.15	6.03	6.16	6.42	6.32	6.16	6.28	6.31	6.22	6.25	6.23	
		Stride duration (s)	0.471	0.480	0.486	0.488	0.485	0.488	0.484	0.460	0.457	0.442	0.460	0.473	
		Stride efficiency (%)	54.01	59.09	56.79	59.22	64.46	62.34	59.24	61.68	62.16	60.55	61.11	60.68	
		Stride count	34.02	32.52	33.18	32.49	31.14	31.67	32.48	31.83	31.71	32.13	31.98	417.25	

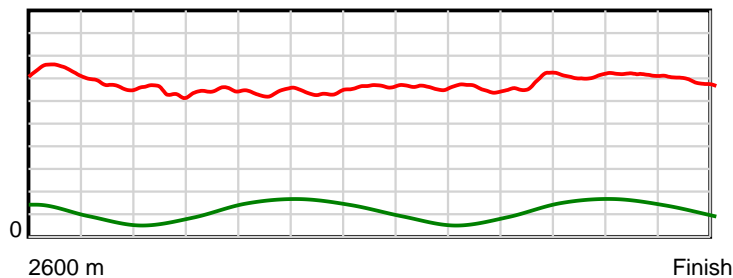
10 m Stride length



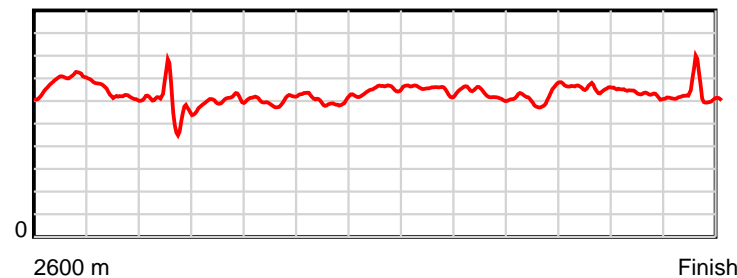
0.6 s Stride duration



20 m/sec Speed



100 % Stride efficiency



Note: Horizontal distance axis grid lines are 200m furlongs.

Disclaimer.

HRNZ and NZMTC and Thoroughbred Ratings Pty Ltd accepts no responsibility for the completeness or accuracy of any of the information contained herein, and makes no representations about its suitability for any particular purpose. Users should make their own judgements about those matters and/or seek independent advice. You assume all risks associated with use of the data provided on this page.



Race Results



April 13, 2023, Race 1, IRT. YOUR HORSE. OUR PASSION. MOBILE PACE, Distance 2600m, Addington - Survey 3200m

Result	TAB no.	Horse (Barrier)	2600 to	2400m to
9th	8	Gatecrasher (7)	2400m	2200m
		Position in running (margin)	-	8(7.8)
		Sectional time (s)	14.44	14.53
		Cumulative time (s)	197.73	183.29
		Speed (m/s)	13.85	13.76
		Stride length (m)	6.51	6.42
		Stride duration (s)	0.462	0.466
		Stride efficiency (%)	66.24	64.43
		Stride count	30.72	31.15

Disclaimer.

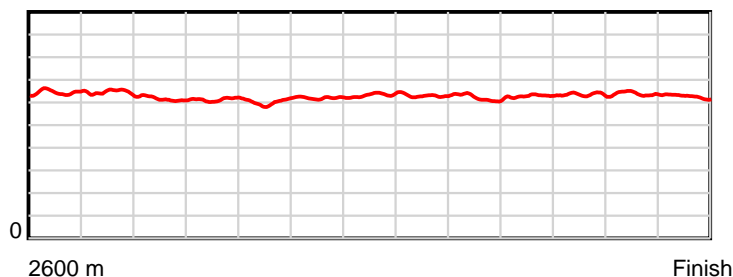
HRNZ and NZMTC and Thoroughbred Ratings Pty Ltd accepts no responsibility for the completeness or accuracy of any of the information contained herein, and makes no representations about its suitability for any particular purpose. Users should make their own judgements about those matters and/or seek independent advice. You assume all risks associated with use of the data provided on this page.

Race Results

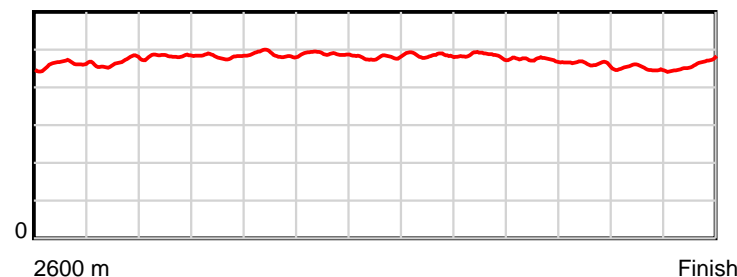
April 13, 2023, Race 1, IRT. YOUR HORSE. OUR PASSION. MOBILE PACE, Distance 2600m, Addington - Survey 3200m

Result	TAB no.	Horse (Barrier)	2200m to	2000m to	1800m to	1600m to	1400m to	1200m to	1000m to	800m to	600m to	400m to	200m to	Total or	Margin
9th	8	Gatecrasher (7)	2000m	1800m	1600m	1400m	1200m	1000m	800m	600m	400m	200m	WP	Average	
		Position in running (margin)	5(5.8)	4(4.9)	5(4.8)	6(6.7)	6(7.2)	7(6.3)	6(6.2)	7(5.7)	7(5.4)	7(7.1)	8(8.2)		10.90
		Sectional time (s)	15.67	15.63	16.32	15.85	15.12	15.41	15.65	15.07	14.81	14.21	15.02		
		Cumulative time (s)	168.76	153.09	137.46	121.14	105.29	90.17	74.76	59.11	44.04	29.23	15.02	3:17.73	
		Speed (m/s)	12.76	12.80	12.25	12.62	13.23	12.98	12.78	13.27	13.50	14.07	13.32	13.15	
		Stride length (m)	6.16	6.16	5.97	6.18	6.34	6.29	6.19	6.29	6.23	6.34	6.15	6.25	
		Stride duration (s)	0.482	0.482	0.487	0.490	0.479	0.485	0.484	0.474	0.462	0.450	0.462	0.475	
		Stride efficiency (%)	59.28	59.36	55.70	59.67	62.86	61.85	59.85	61.88	60.68	62.75	59.20	60.97	
		Stride count	32.47	32.45	33.50	32.37	31.53	31.79	32.32	31.78	32.10	31.56	32.49	416.23	

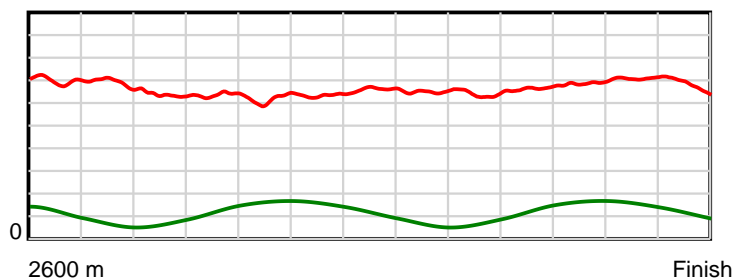
10 m Stride length



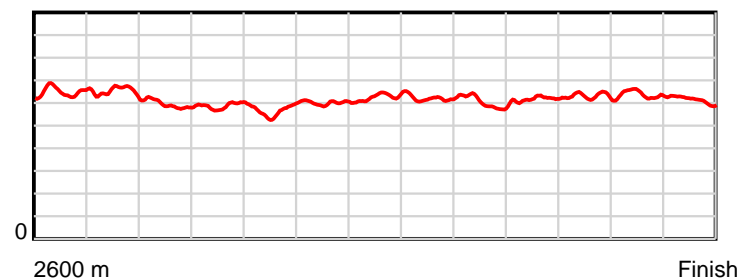
0.6 s Stride duration



20 m/sec Speed



100 % Stride efficiency



Note: Horizontal distance axis grid lines are 200m furlongs.

Disclaimer.

HRNZ and NZMTC and Thoroughbred Ratings Pty Ltd accepts no responsibility for the completeness or accuracy of any of the information contained herein, and makes no representations about its suitability for any particular purpose. Users should make their own judgements about those matters and/or seek independent advice. You assume all risks associated with use of the data provided on this page.



Race Results



April 13, 2023, Race 1, IRT. YOUR HORSE. OUR PASSION. MOBILE PACE, Distance 2600m, Addington - Survey 3200m

Result	TAB no.	Horse (Barrier)	2600 to	2400m to
10th	4	Carrera Dream (4)	2400m	2200m
		Position in running (margin)	-	2(0.7)
		Sectional time (s)	13.26	14.98
		Cumulative time (s)	206.30	193.04
		Speed (m/s)	15.08	13.35
		Stride length (m)	6.15	5.86
		Stride duration (s)	0.406	0.439
		Stride efficiency (%)	59.01	53.74
		Stride count	32.55	34.11

Disclaimer.

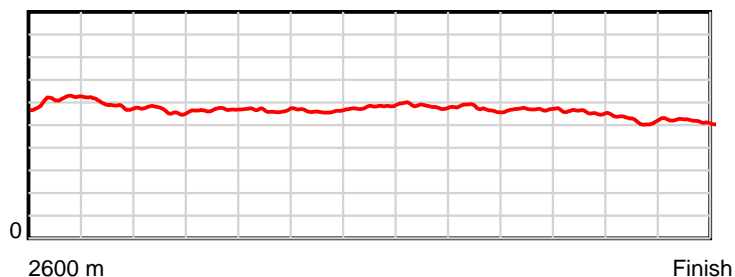
HRNZ and NZMTC and Thoroughbred Ratings Pty Ltd accepts no responsibility for the completeness or accuracy of any of the information contained herein, and makes no representations about its suitability for any particular purpose. Users should make their own judgements about those matters and/or seek independent advice. You assume all risks associated with use of the data provided on this page.

Race Results

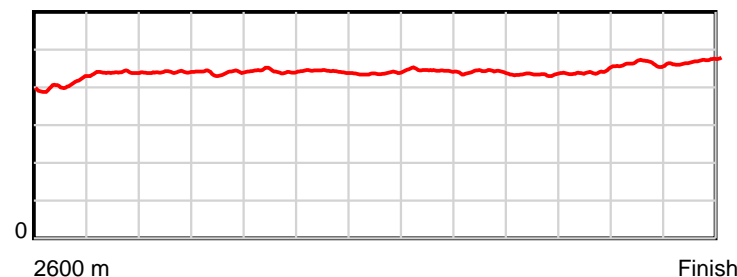
April 13, 2023, Race 1, IRT. YOUR HORSE. OUR PASSION. MOBILE PACE, Distance 2600m, Addington - Survey 3200m

Result	TAB no.	Horse (Barrier)	2200m to	2000m to	1800m to	1600m to	1400m to	1200m to	1000m to	800m to	600m to	400m to	200m to	Total or	Margin
10th	4	Carrera Dream (4)	2000m	1800m	1600m	1400m	1200m	1000m	800m	600m	400m	200m	WP	Average	
		Position in running (margin)	2(1.4)	3(4.1)	4(3.8)	3(3.6)	3(4.4)	4(3.7)	5(4.3)	5(4.3)	9(6.4)	10(15.3)	10(39.5)		57.20
		Sectional time (s)	16.27	15.60	15.98	15.89	15.15	15.52	15.74	15.46	16.01	18.05	18.39		
		Cumulative time (s)	178.06	161.79	146.19	130.21	114.32	99.17	83.65	67.91	52.45	36.44	18.39	3:26.30	
		Speed (m/s)	12.29	12.82	12.52	12.59	13.20	12.89	12.71	12.94	12.49	11.08	10.88	12.60	
		Stride length (m)	5.41	5.63	5.54	5.57	5.78	5.73	5.59	5.62	5.53	5.13	5.11	5.58	
		Stride duration (s)	0.440	0.439	0.443	0.442	0.438	0.445	0.440	0.435	0.443	0.463	0.470	0.442	
		Stride efficiency (%)	45.72	49.58	48.01	48.43	52.14	51.26	48.89	49.38	47.72	41.19	40.84	48.58	
		Stride count	36.98	35.51	36.08	35.92	34.62	34.92	35.76	35.58	36.19	38.95	39.12	466.29	

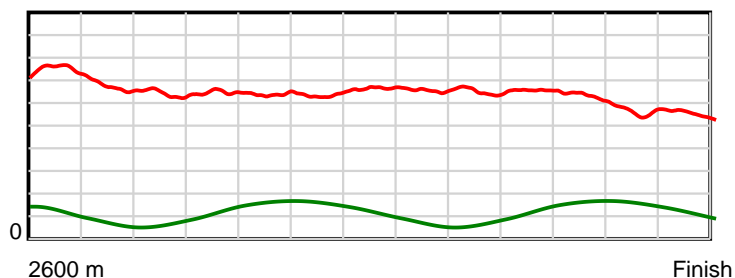
10 m Stride length



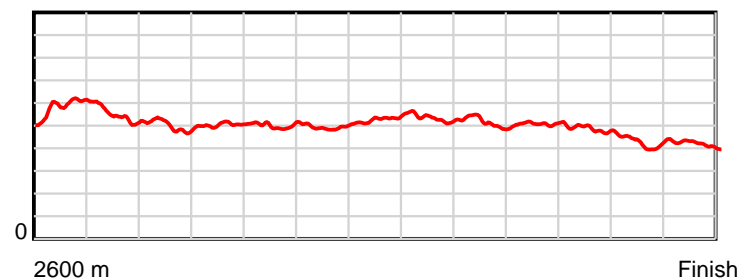
0.6 s Stride duration



20 m/sec Speed



100 % Stride efficiency



Note: Horizontal distance axis grid lines are 200m furlongs.

Disclaimer.

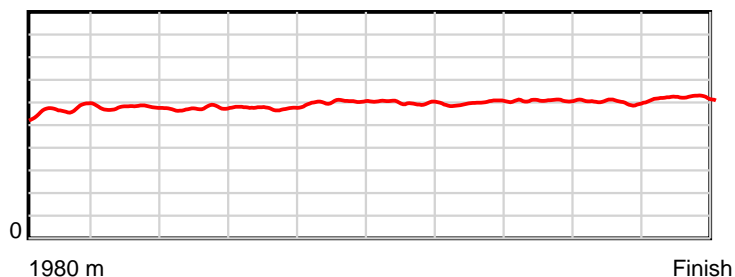
HRNZ and NZMTC and Thoroughbred Ratings Pty Ltd accepts no responsibility for the completeness or accuracy of any of the information contained herein, and makes no representations about its suitability for any particular purpose. Users should make their own judgements about those matters and/or seek independent advice. You assume all risks associated with use of the data provided on this page.

Race Results

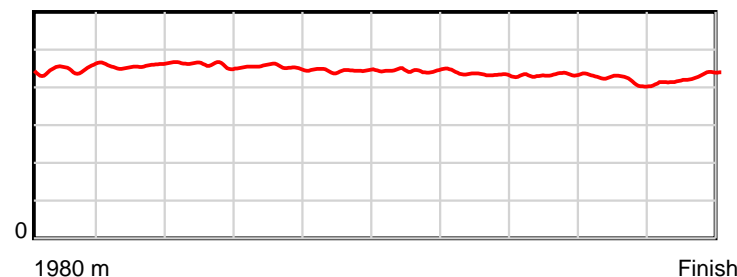
April 13, 2023, Race 2, LONE STAR SIRES' STAKES NO 39. 3YO PRELUDE MOBILE TROT, Distance 1980m, Addington - Survey 1980m

Result	TAB no.	Horse (Barrier)	1980 to	1800m to	1600m to	1400m to	1200m to	1000m to	800m to	600m to	400m to	200m to	Total or	Margin
1st	6	High Energy (5)	1800m	1600m	1400m	1200m	1000m	800m	600m	400m	200m	WP	Average	
		Position in running (margin)	-	3(3.5)	3(5.6)	3(4.0)	4(4.0)	4(4.5)	4(6.9)	3(4.7)	2(1.2)	1(0.0)		0.00
		Sectional time (s)	14.04	15.96	16.15	15.75	14.92	14.98	14.46	14.63	14.22	13.90		
		Cumulative time (s)	149.01	134.97	119.01	102.86	87.11	72.19	57.21	42.75	28.12	13.90	2:29.01	
		Speed (m/s)	12.82	12.53	12.38	12.70	13.40	13.35	13.83	13.67	14.06	14.39	13.29	
		Stride length (m)	5.73	5.73	5.70	5.76	5.96	5.94	6.01	5.93	5.89	6.13	5.88	
		Stride duration (s)	0.448	0.457	0.460	0.454	0.445	0.445	0.435	0.433	0.419	0.426	0.442	
		Stride efficiency (%)	51.29	51.22	50.73	51.89	55.55	55.12	56.53	54.87	54.21	58.71	53.95	
		Stride count	31.42	34.93	35.10	34.71	33.54	33.68	33.25	33.75	33.96	32.63	336.97	

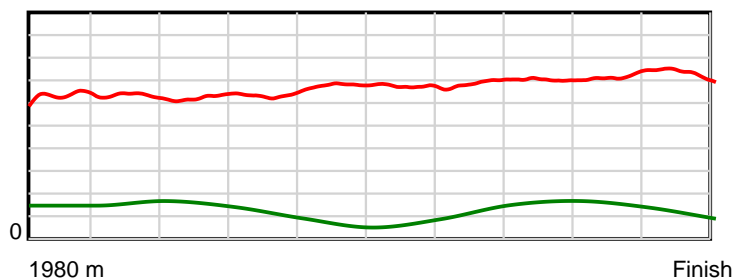
10 m Stride length



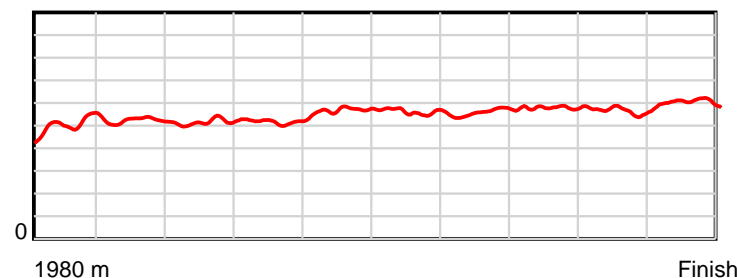
0.6 s Stride duration



20 m/sec Speed



100 % Stride efficiency



Note: Horizontal distance axis grid lines are 200m furlongs.

Disclaimer.

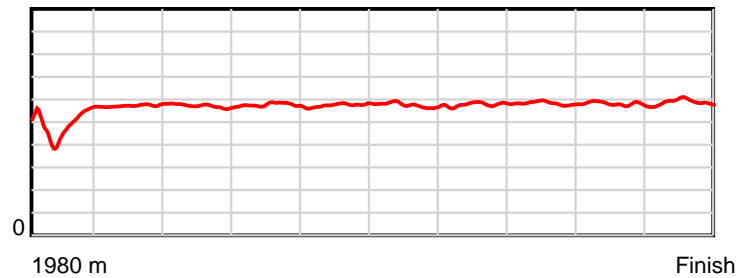
HRNZ and NZMTC and Thoroughbred Ratings Pty Ltd accepts no responsibility for the completeness or accuracy of any of the information contained herein, and makes no representations about its suitability for any particular purpose. Users should make their own judgements about those matters and/or seek independent advice. You assume all risks associated with use of the data provided on this page.

Race Results

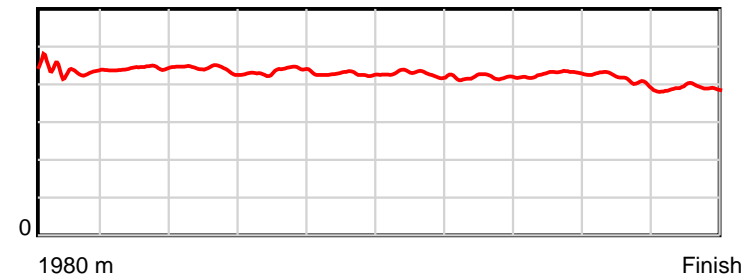
April 13, 2023, Race 2, LONE STAR SIRES' STAKES NO 39. 3YO PRELUDE MOBILE TROT, Distance 1980m, Addington - Survey 1980m

Result	TAB no.	Horse (Barrier)	1980 to	1800m to	1600m to	1400m to	1200m to	1000m to	800m to	600m to	400m to	200m to	Total or	Margin
2nd	4	Sunnys Sister (4)	1800m	1600m	1400m	1200m	1000m	800m	600m	400m	200m	WP	Average	
		Position in running (margin)	-	7(15.0)	7(16.0)	7(10.6)	6(6.8)	5(6.1)	6(8.0)	4(6.1)	5(3.9)	5(3.5)		1.10
		Sectional time (s)	16.26	15.77	15.54	15.13	14.72	14.88	14.50	14.85	14.35	13.22		
		Cumulative time (s)	149.22	132.96	117.19	101.65	86.52	71.80	56.92	42.42	27.57	13.22	2:29.22	
		Speed (m/s)	11.07	12.68	12.87	13.22	13.59	13.44	13.79	13.47	13.94	15.13	13.27	
		Stride length (m)	4.95	5.61	5.67	5.76	5.80	5.76	5.77	5.76	5.75	5.90	5.67	
		Stride duration (s)	0.436	0.442	0.441	0.436	0.427	0.428	0.419	0.428	0.413	0.390	0.427	
		Stride efficiency (%)	38.26	49.16	50.30	51.80	52.60	51.77	52.08	51.83	51.67	54.43	50.21	
		Stride count	36.38	35.66	35.25	34.74	34.47	34.75	34.64	34.73	34.78	33.89	349.29	

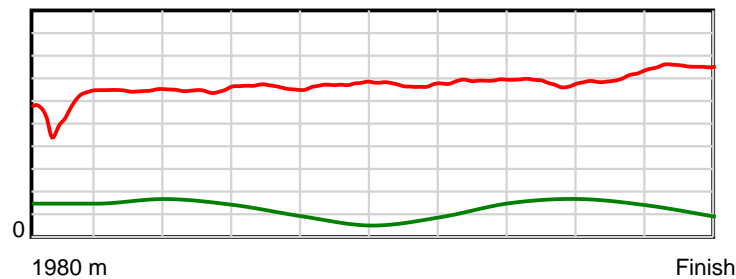
10 m Stride length



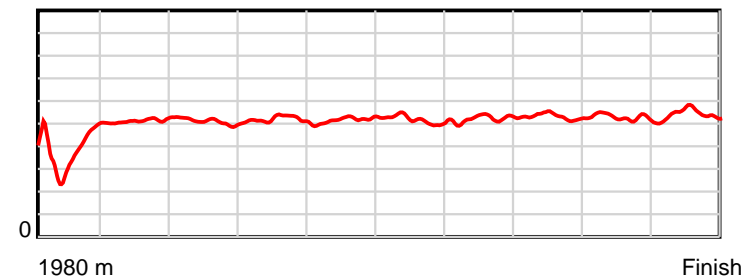
0.6 s Stride duration



20 m/sec Speed



100 % Stride efficiency



Note: Horizontal distance axis grid lines are 200m furlongs.

Disclaimer.

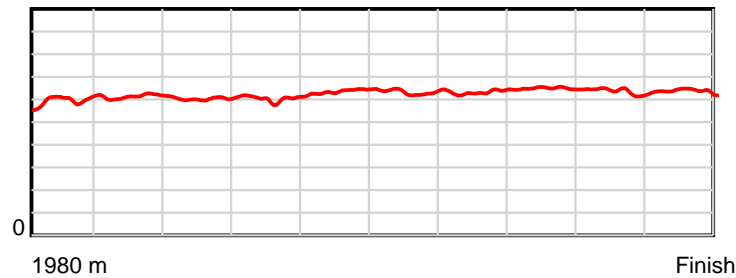
HRNZ and NZMTC and Thoroughbred Ratings Pty Ltd accepts no responsibility for the completeness or accuracy of any of the information contained herein, and makes no representations about its suitability for any particular purpose. Users should make their own judgements about those matters and/or seek independent advice. You assume all risks associated with use of the data provided on this page.

Race Results

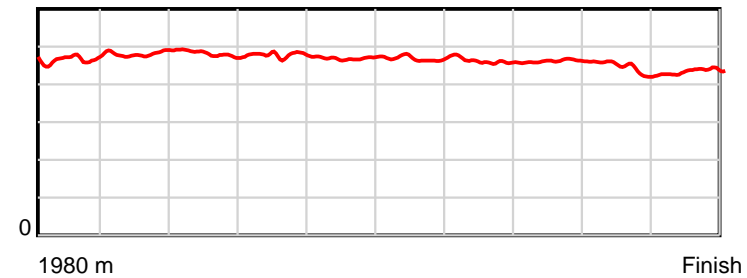
April 13, 2023, Race 2, LONE STAR SIRES' STAKES NO 39. 3YO PRELUDE MOBILE TROT, Distance 1980m, Addington - Survey 1980m

Result	TAB no.	Horse (Barrier)	1980 to	1800m to	1600m to	1400m to	1200m to	1000m to	800m to	600m to	400m to	200m to	Total or	Margin
3rd	7	Tectonic (0)	1800m	1600m	1400m	1200m	1000m	800m	600m	400m	200m	WP	Average	
		Position in running (margin)	-	4(5.0)	4(7.5)	4(6.1)	5(6.4)	6(6.3)	5(8.0)	5(6.3)	4(2.9)	3(2.1)		1.20
		Sectional time (s)	14.51	16.02	16.20	15.80	14.83	14.85	14.54	14.64	14.28	13.56		
		Cumulative time (s)	149.23	134.72	118.70	102.50	86.70	71.87	57.02	42.48	27.84	13.56	2:29.23	
		Speed (m/s)	12.41	12.48	12.35	12.66	13.49	13.47	13.76	13.66	14.01	14.75	13.27	
		Stride length (m)	5.99	6.01	5.94	6.04	6.34	6.30	6.35	6.31	6.19	6.43	6.19	
		Stride duration (s)	0.466	0.482	0.481	0.477	0.470	0.468	0.461	0.462	0.442	0.436	0.466	
		Stride efficiency (%)	56.08	56.51	55.12	57.05	62.73	62.08	62.97	62.16	59.94	64.53	59.82	
		Stride count	30.05	33.26	33.67	33.10	31.57	31.73	31.51	31.71	32.29	31.12	320.01	

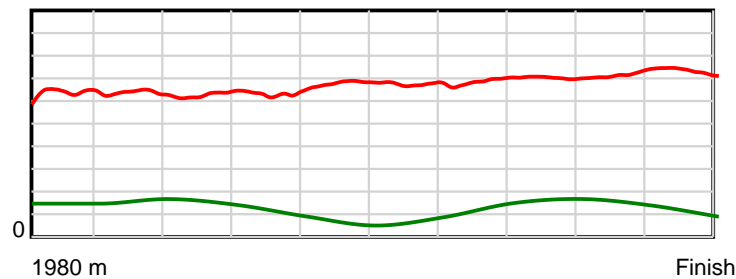
10 m Stride length



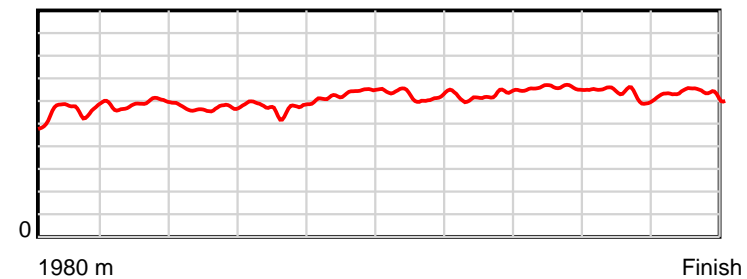
0.6 s Stride duration



20 m/sec Speed



100 % Stride efficiency



Note: Horizontal distance axis grid lines are 200m furlongs.

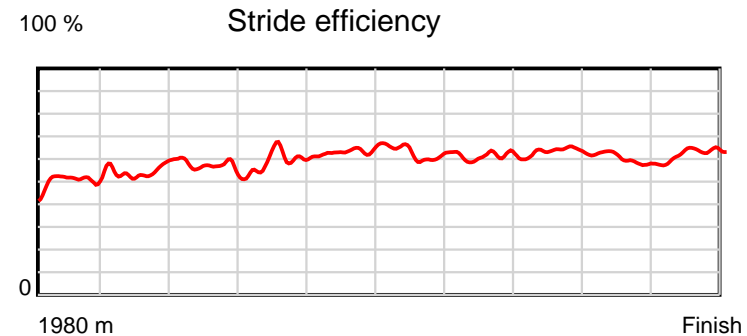
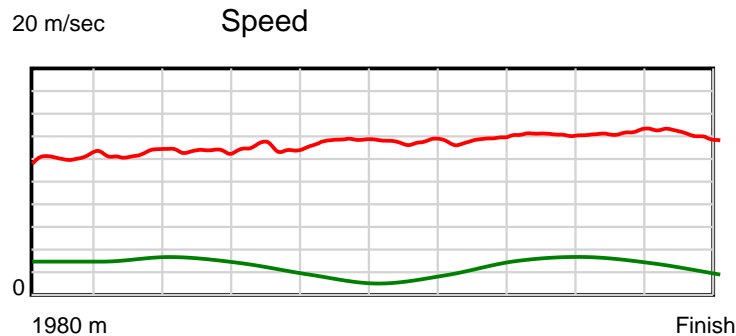
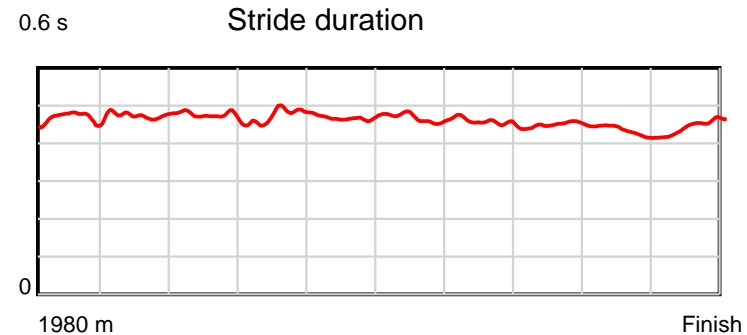
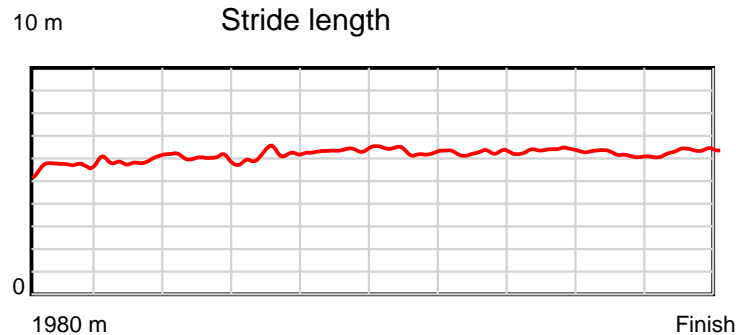
Disclaimer.

HRNZ and NZMTC and Thoroughbred Ratings Pty Ltd accepts no responsibility for the completeness or accuracy of any of the information contained herein, and makes no representations about its suitability for any particular purpose. Users should make their own judgements about those matters and/or seek independent advice. You assume all risks associated with use of the data provided on this page.

Race Results

April 13, 2023, Race 2, LONE STAR SIRES' STAKES NO 39. 3YO PRELUDE MOBILE TROT, Distance 1980m, Addington - Survey 1980m

Result	TAB no.	Horse (Barrier)	1980 to	1800m to	1600m to	1400m to	1200m to	1000m to	800m to	600m to	400m to	200m to	Total or	Margin
5th	2	Crown The Mome... (2)	1800m	1600m	1400m	1200m	1000m	800m	600m	400m	200m	WP	Average	
		Position in running (margin)	-	6(7.4)	6(12.2)	6(10.4)	7(8.2)	7(8.3)	7(10.2)	6(8.9)	6(5.4)	6(4.7)		7.00
		Sectional time (s)	14.82	16.41	16.13	15.40	14.84	14.89	14.61	14.62	14.31	14.31		
		Cumulative time (s)	150.34	135.52	119.11	102.98	87.58	72.74	57.85	43.24	28.62	14.31	2:30.34	
		Speed (m/s)	12.15	12.19	12.40	12.99	13.48	13.43	13.69	13.68	13.98	13.98	13.17	
		Stride length (m)	5.72	5.80	5.87	6.18	6.30	6.26	6.25	6.15	6.02	6.29	6.08	
		Stride duration (s)	0.469	0.475	0.473	0.475	0.467	0.466	0.457	0.449	0.431	0.451	0.462	
		Stride efficiency (%)	51.17	52.49	53.84	59.59	61.97	61.29	61.07	59.05	56.54	61.91	57.76	
		Stride count	31.45	34.51	34.07	32.39	31.76	31.93	31.99	32.54	33.25	31.78	325.67	



Note: Horizontal distance axis grid lines are 200m furlongs.

Disclaimer.

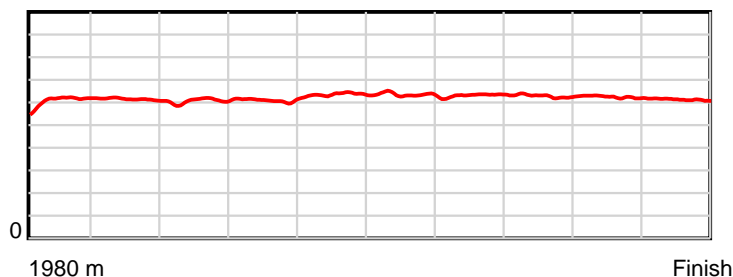
HRNZ and NZMTC and Thoroughbred Ratings Pty Ltd accepts no responsibility for the completeness or accuracy of any of the information contained herein, and makes no representations about its suitability for any particular purpose. Users should make their own judgements about those matters and/or seek independent advice. You assume all risks associated with use of the data provided on this page.

Race Results

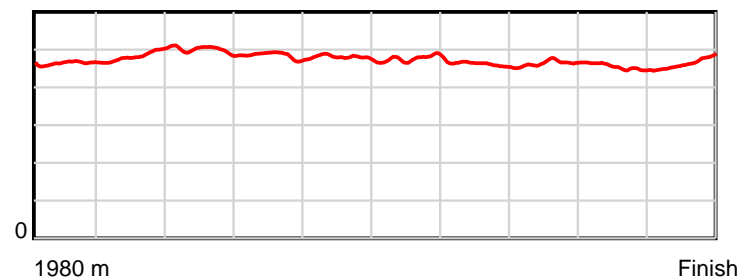
April 13, 2023, Race 2, LONE STAR SIRES' STAKES NO 39. 3YO PRELUDE MOBILE TROT, Distance 1980m, Addington - Survey 1980m

Result	TAB no.	Horse (Barrier)	1980 to	1800m to	1600m to	1400m to	1200m to	1000m to	800m to	600m to	400m to	200m to	Total or	Margin
6th	1	Cappaha (1)	1800m	1600m	1400m	1200m	1000m	800m	600m	400m	200m	WP	Average	
		Position in running (margin)	-	2(0.0)	2(1.6)	2(1.9)	2(1.8)	3(3.1)	3(5.2)	2(3.9)	3(1.4)	4(2.9)		10.70
		Sectional time (s)	13.59	15.87	16.48	15.75	15.04	14.93	14.60	14.81	14.65	15.31		
		Cumulative time (s)	151.03	137.44	121.57	105.09	89.34	74.30	59.37	44.77	29.96	15.31	2:31.03	
		Speed (m/s)	13.25	12.60	12.14	12.70	13.30	13.40	13.70	13.50	13.65	13.06	13.11	
		Stride length (m)	6.18	6.10	6.06	6.15	6.39	6.38	6.31	6.27	6.19	6.09	6.21	
		Stride duration (s)	0.464	0.484	0.499	0.484	0.480	0.476	0.461	0.464	0.453	0.466	0.474	
		Stride efficiency (%)	59.74	58.07	57.40	59.07	63.74	63.69	62.22	61.39	59.79	57.95	60.25	
		Stride count	29.11	32.81	33.00	32.53	31.32	31.33	31.69	31.91	32.33	32.84	318.87	

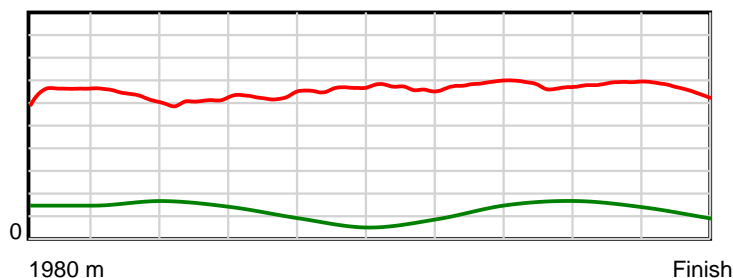
10 m Stride length



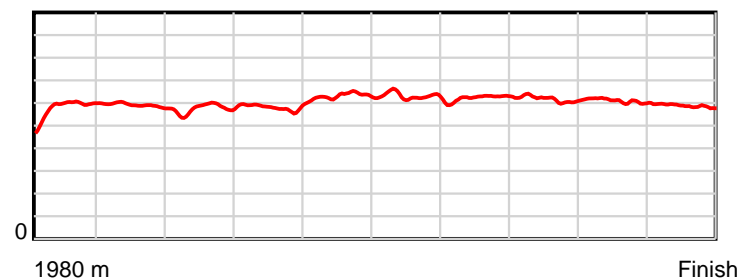
0.6 s Stride duration



20 m/sec Speed



100 % Stride efficiency



Note: Horizontal distance axis grid lines are 200m furlongs.

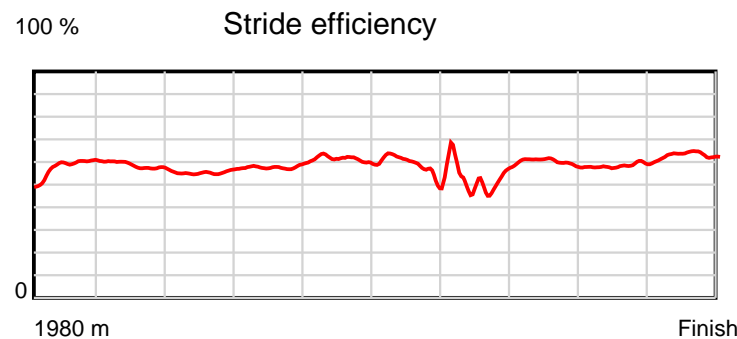
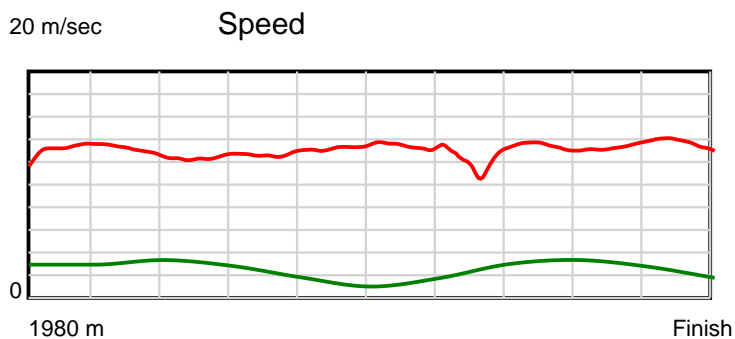
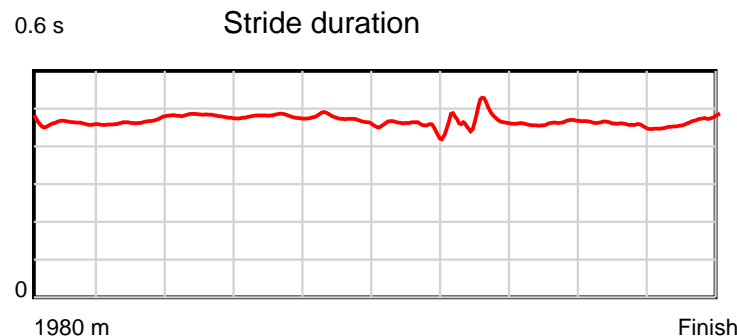
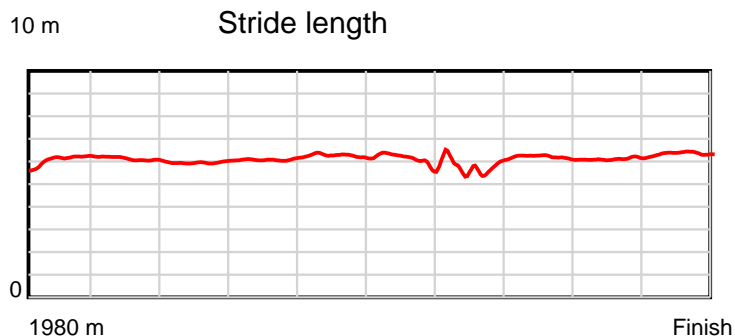
Disclaimer.

HRNZ and NZMTC and Thoroughbred Ratings Pty Ltd accepts no responsibility for the completeness or accuracy of any of the information contained herein, and makes no representations about its suitability for any particular purpose. Users should make their own judgements about those matters and/or seek independent advice. You assume all risks associated with use of the data provided on this page.

Race Results

April 13, 2023, Race 2, LONE STAR SIRES' STAKES NO 39. 3YO PRELUDE MOBILE TROT, Distance 1980m, Addington - Survey 1980m

Result	TAB no.	Horse (Barrier)	1980 to	1800m to	1600m to	1400m to	1200m to	1000m to	800m to	600m to	400m to	200m to	Total or	Margin
7th	3	Fight For Free... (3)	1800m	1600m	1400m	1200m	1000m	800m	600m	400m	200m	WP	Average	
		Position in running (margin)	-	1(0.0)	1(0.0)	1(0.0)	1(0.0)	2(1.3)	2(2.9)	7(12.7)	7(12.9)	7(18.0)		20.40
		Sectional time (s)	13.56	15.61	16.43	15.76	15.05	14.84	16.45	15.24	15.27	14.68		
		Cumulative time (s)	152.89	139.33	123.72	107.29	91.53	76.48	61.64	45.19	29.95	14.68	2:32.89	
		Speed (m/s)	13.28	12.81	12.17	12.69	13.29	13.48	12.16	13.12	13.10	13.62	12.95	
		Stride length (m)	6.11	5.97	5.86	6.09	6.28	6.11	5.76	6.07	6.00	6.35	6.05	
		Stride duration (s)	0.460	0.466	0.481	0.480	0.472	0.454	0.473	0.462	0.458	0.466	0.467	
		Stride efficiency (%)	58.41	55.67	53.62	57.94	61.54	58.43	51.77	57.52	56.22	63.07	57.28	
		Stride count	29.44	33.51	34.14	32.84	31.87	32.71	34.75	32.97	33.34	31.48	327.05	



Note: Horizontal distance axis grid lines are 200m furlongs.

Disclaimer.

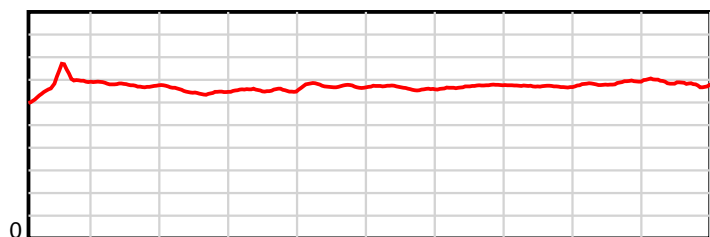
HRNZ and NZMTC and Thoroughbred Ratings Pty Ltd accepts no responsibility for the completeness or accuracy of any of the information contained herein, and makes no representations about its suitability for any particular purpose. Users should make their own judgements about those matters and/or seek independent advice. You assume all risks associated with use of the data provided on this page.

Race Results

April 13, 2023, Race 3, WOODLANDS STUD - SUPPORTING OUR FUTURE (JUN DR.) MOBILE PACE, Distance 1980m, Addington - Survey 1980m

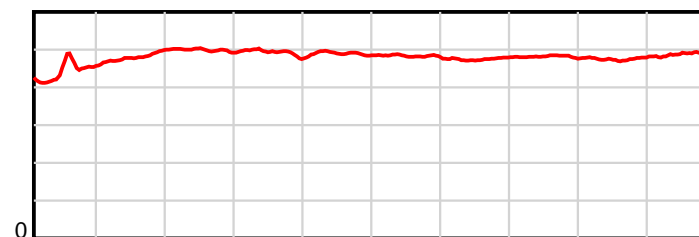
Result	TAB no.	Horse (Barrier)	1980 to	1800m to	1600m to	1400m to	1200m to	1000m to	800m to	600m to	400m to	200m to	Total or	Margin
1st	5	Coachella (5)	1800m	1600m	1400m	1200m	1000m	800m	600m	400m	200m	WP	Average	
		Position in running (margin)	-	1(0.0)	1(0.0)	1(0.0)	1(0.0)	1(0.0)	1(0.0)	1(0.0)	1(0.0)	1(0.0)		0.00
		Sectional time (s)	11.68	14.59	15.29	14.96	14.39	14.53	14.09	14.32	14.01	14.16		
		Cumulative time (s)	142.02	130.34	115.75	100.46	85.50	71.11	56.58	42.49	28.17	14.16	2:22.02	
		Speed (m/s)	15.41	13.71	13.08	13.37	13.90	13.76	14.19	13.97	14.28	14.12	13.94	
		Stride length (m)	6.82	6.62	6.51	6.57	6.81	6.64	6.75	6.71	6.80	6.88	6.71	
		Stride duration (s)	0.442	0.483	0.498	0.491	0.490	0.482	0.475	0.481	0.476	0.487	0.481	
		Stride efficiency (%)	72.62	68.47	66.29	67.47	72.49	68.84	71.13	70.45	72.20	74.02	70.32	
		Stride count	26.41	30.21	30.71	30.44	29.36	30.13	29.64	29.79	29.42	29.06	295.17	

10 m Stride length



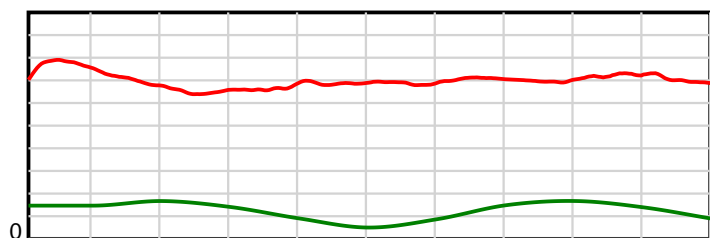
1980 m Finish

0.6 s Stride duration



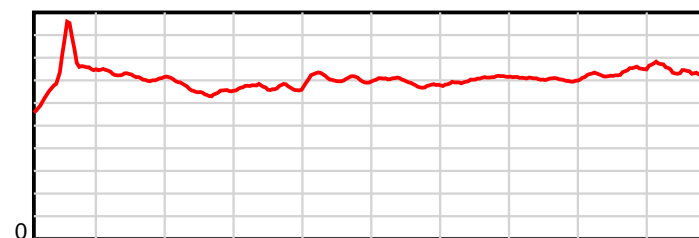
1980 m Finish

20 m/sec Speed



1980 m Finish

100 % Stride efficiency



1980 m Finish

Note: Horizontal distance axis grid lines are 200m furlongs.

Disclaimer.

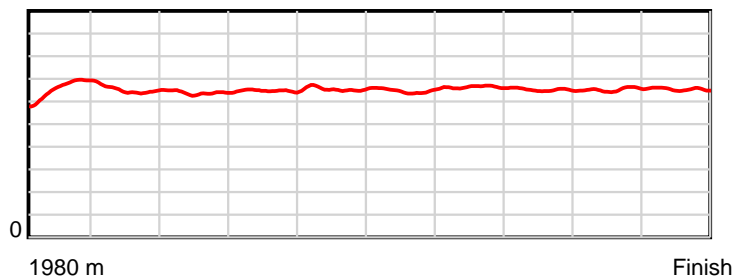
HRNZ and NZMTC and Thoroughbred Ratings Pty Ltd accepts no responsibility for the completeness or accuracy of any of the information contained herein, and makes no representations about its suitability for any particular purpose. Users should make their own judgements about those matters and/or seek independent advice. You assume all risks associated with use of the data provided on this page.

Race Results

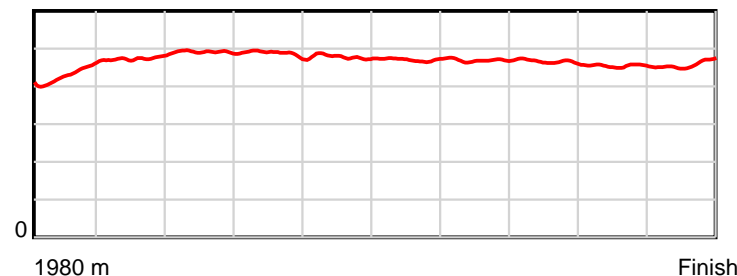
April 13, 2023, Race 3, WOODLANDS STUD - SUPPORTING OUR FUTURE (JUN DR.) MOBILE PACE, Distance 1980m, Addington - Survey 1980m

Result	TAB no.	Horse (Barrier)	1980 to	1800m to	1600m to	1400m to	1200m to	1000m to	800m to	600m to	400m to	200m to	Total or	Margin
2nd	2	Arden's Deligh... (2)	1800m	1600m	1400m	1200m	1000m	800m	600m	400m	200m	WP	Average	
		Position in running (margin)	-	2(0.5)	2(1.2)	2(1.1)	3(1.2)	2(1.9)	2(2.0)	3(2.2)	3(2.2)	2(1.4)		0.50
		Sectional time (s)	11.66	14.69	15.28	14.98	14.51	14.56	14.12	14.31	13.89	14.12		
		Cumulative time (s)	142.12	130.46	115.77	100.49	85.51	71.00	56.44	42.32	28.01	14.12	2:22.12	
		Speed (m/s)	15.44	13.61	13.09	13.35	13.78	13.74	14.16	13.98	14.40	14.16	13.93	
		Stride length (m)	6.65	6.45	6.43	6.51	6.60	6.46	6.64	6.51	6.54	6.51	6.53	
		Stride duration (s)	0.433	0.474	0.491	0.487	0.479	0.470	0.469	0.466	0.454	0.459	0.469	
		Stride efficiency (%)	69.12	65.01	64.59	66.17	68.00	65.30	68.93	66.18	66.88	66.14	66.58	
		Stride count	27.06	31.01	31.11	30.74	30.32	30.94	30.11	30.73	30.57	30.74	303.33	

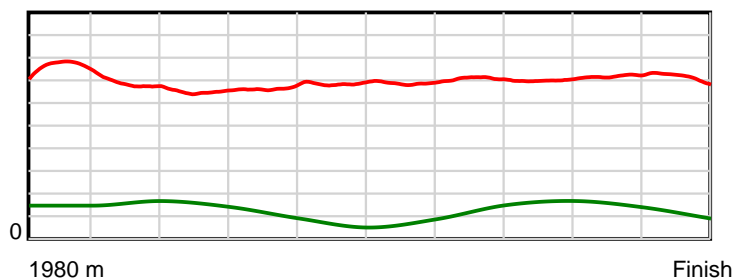
10 m Stride length



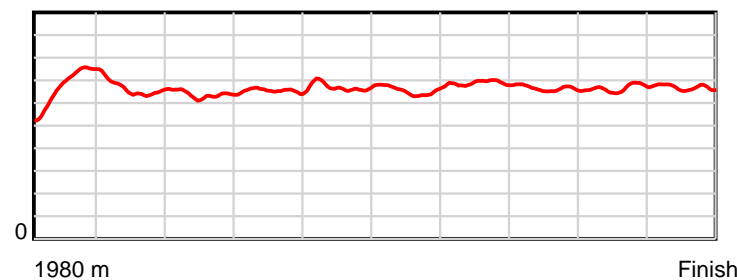
0.6 s Stride duration



20 m/sec Speed



100 % Stride efficiency



Note: Horizontal distance axis grid lines are 200m furlongs.

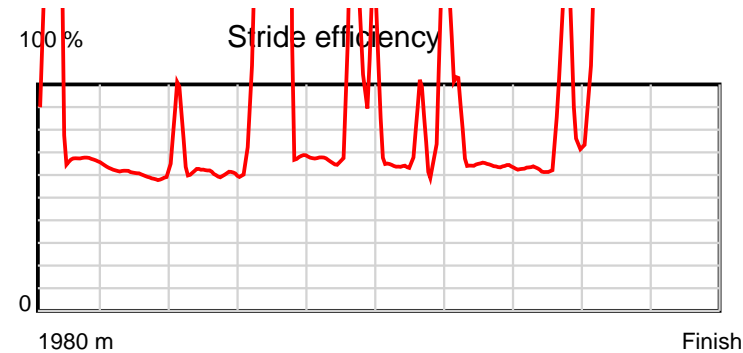
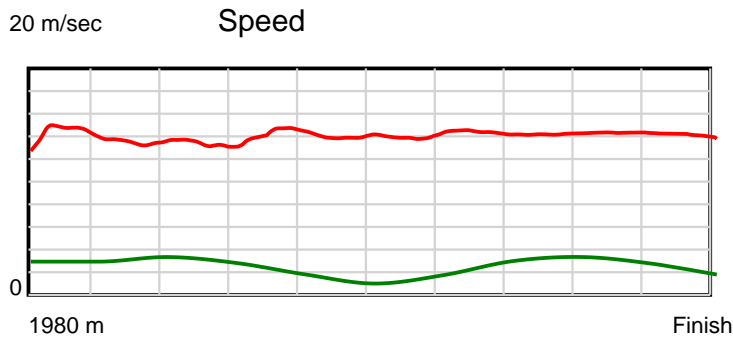
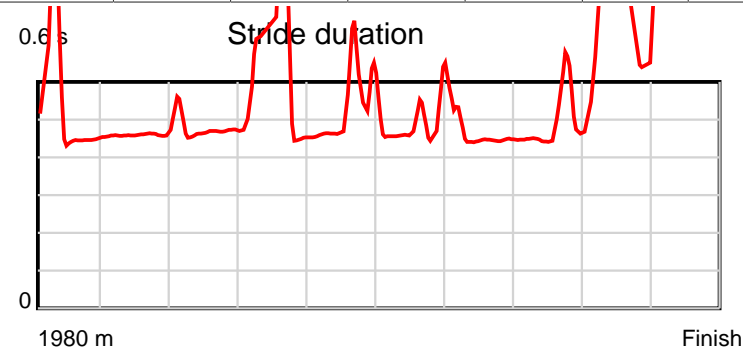
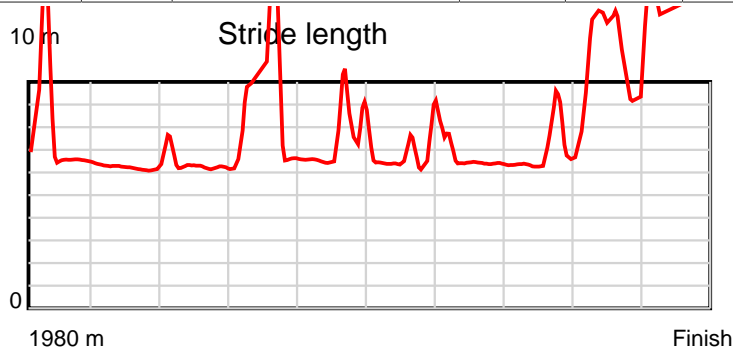
Disclaimer.

HRNZ and NZMTC and Thoroughbred Ratings Pty Ltd accepts no responsibility for the completeness or accuracy of any of the information contained herein, and makes no representations about its suitability for any particular purpose. Users should make their own judgements about those matters and/or seek independent advice. You assume all risks associated with use of the data provided on this page.

Race Results

April 13, 2023, Race 3, WOODLANDS STUD - SUPPORTING OUR FUTURE (JUN DR.) MOBILE PACE, Distance 1980m, Addington - Survey 1980m

Result	TAB no.	Horse (Barrier)	1980 to	1800m to	1600m to	1400m to	1200m to	1000m to	800m to	600m to	400m to	200m to	Total or	Margin
3rd	4	Always B Tyron (4)	1800m	1600m	1400m	1200m	1000m	800m	600m	400m	200m	WP	Average	
		Position in running (margin)	-	4(3.8)	6(7.9)	7(7.7)	2(1.0)	3(2.0)	3(2.4)	2(1.4)	2(1.7)	3(2.5)		3.20
		Sectional time (s)	12.29	15.27	15.27	13.84	14.55	14.60	13.92	14.39	14.14	14.35		
		Cumulative time (s)	142.62	130.33	115.06	99.79	85.95	71.40	56.80	42.88	28.49	14.35	2:22.62	
		Speed (m/s)	14.65	13.10	13.10	14.45	13.75	13.70	14.37	13.90	14.14	13.94	13.88	
		Stride length (m)	7.59	6.03	6.17	8.25	7.05	6.40	6.44	7.03	8.82	10.90	7.23	
		Stride duration (s)	0.515	0.460	0.471	0.571	0.513	0.467	0.448	0.506	0.624	0.782	0.521	
		Stride efficiency (%)	89.98	56.81	59.52	106.46	77.69	63.92	64.79	77.26	121.53	185.55	81.79	
		Stride count	23.72	33.17	32.41	24.23	28.36	31.27	31.06	28.44	22.68	18.35	273.69	



Note: Horizontal distance axis grid lines are 200m furlongs.

Disclaimer.

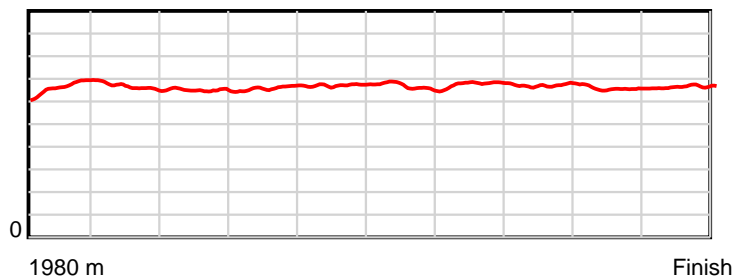
HRNZ and NZMTC and Thoroughbred Ratings Pty Ltd accepts no responsibility for the completeness or accuracy of any of the information contained herein, and makes no representations about its suitability for any particular purpose. Users should make their own judgements about those matters and/or seek independent advice. You assume all risks associated with use of the data provided on this page.

Race Results

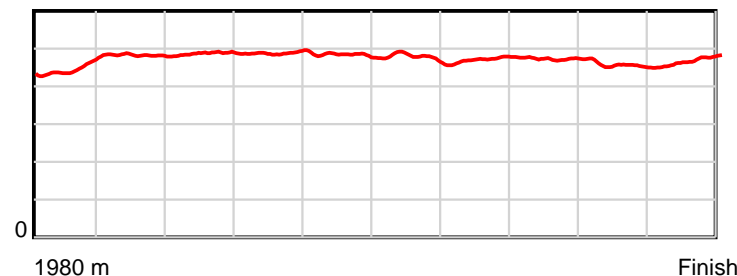
April 13, 2023, Race 3, WOODLANDS STUD - SUPPORTING OUR FUTURE (JUN DR.) MOBILE PACE, Distance 1980m, Addington - Survey 1980m

Result	TAB no.	Horse (Barrier)	1980 to	1800m to	1600m to	1400m to	1200m to	1000m to	800m to	600m to	400m to	200m to	Total or	Margin
4th	3	Bri Express (3)	1800m	1600m	1400m	1200m	1000m	800m	600m	400m	200m	WP	Average	
		Position in running (margin)	-	3(2.4)	3(4.5)	3(3.7)	4(3.4)	4(4.1)	4(4.2)	4(2.8)	4(3.3)	4(4.4)		3.50
		Sectional time (s)	12.05	14.94	15.15	14.90	14.52	14.54	13.87	14.40	14.19	14.06		
		Cumulative time (s)	142.62	130.57	115.63	100.48	85.58	71.06	56.52	42.65	28.25	14.06	2:22.62	
		Speed (m/s)	14.94	13.39	13.20	13.42	13.77	13.76	14.42	13.89	14.09	14.22	13.88	
		Stride length (m)	6.69	6.46	6.42	6.56	6.65	6.56	6.80	6.56	6.41	6.68	6.58	
		Stride duration (s)	0.445	0.482	0.487	0.489	0.483	0.477	0.472	0.473	0.455	0.470	0.474	
		Stride efficiency (%)	69.94	65.14	64.46	67.16	69.20	67.28	72.32	67.34	64.25	69.80	67.60	
		Stride count	26.90	30.98	31.14	30.51	30.06	30.48	29.40	30.47	31.19	29.92	301.05	

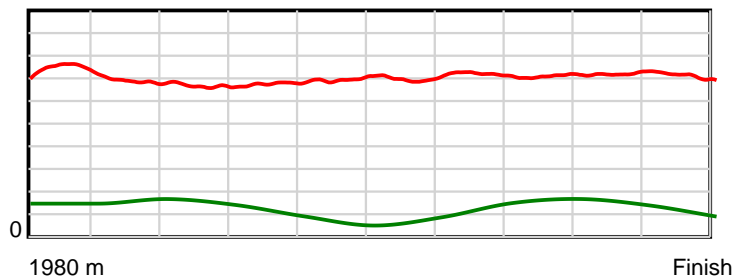
10 m Stride length



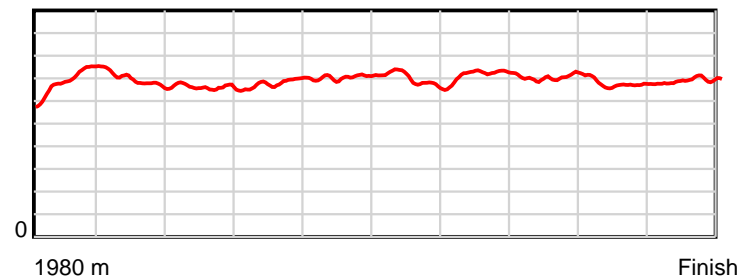
0.6 s Stride duration



20 m/sec Speed



100 % Stride efficiency



Note: Horizontal distance axis grid lines are 200m furlongs.

Disclaimer.

HRNZ and NZMTC and Thoroughbred Ratings Pty Ltd accepts no responsibility for the completeness or accuracy of any of the information contained herein, and makes no representations about its suitability for any particular purpose. Users should make their own judgements about those matters and/or seek independent advice. You assume all risks associated with use of the data provided on this page.




Race Results



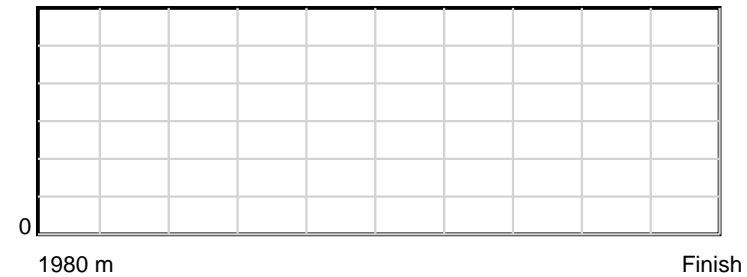
April 13, 2023, Race 3, WOODLANDS STUD - SUPPORTING OUR FUTURE (JUN DR.) MOBILE PACE, Distance 1980m, Addington - Survey 1980m

Result	TAB no.	Horse (Barrier)	1980 to	1800m to	1600m to	1400m to	1200m to	1000m to	800m to	600m to	400m to	200m to	Total or	Margin
5th	1	Bondi Lustre (1)												
		Position in running (margin)												
		Sectional time (s)												
		Cumulative time (s)												
		Speed (m/s)												
		Stride length (m)												
		Stride duration (s)												
		Stride efficiency (%)												
		Stride count												


10 m Stride length



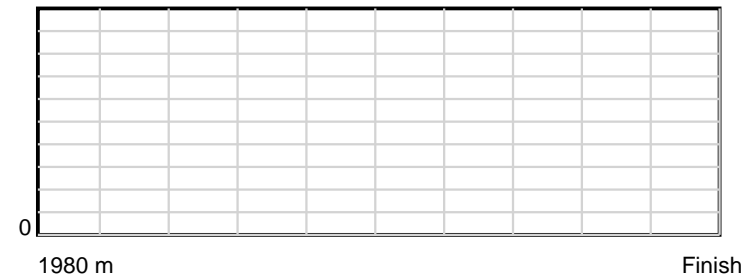
0.6 s Stride duration



20 m/sec Speed



100 % Stride efficiency



Note: Horizontal distance axis grid lines are 200m furlongs.

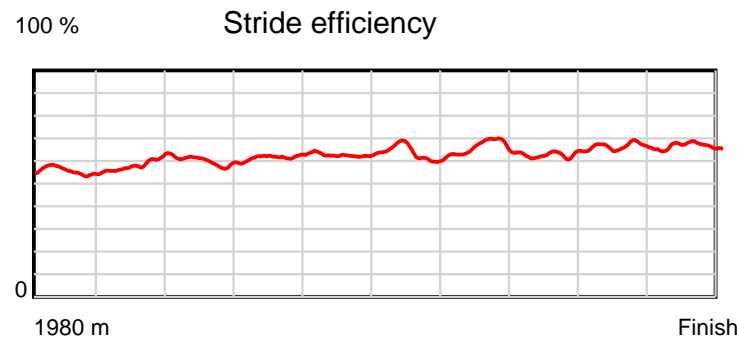
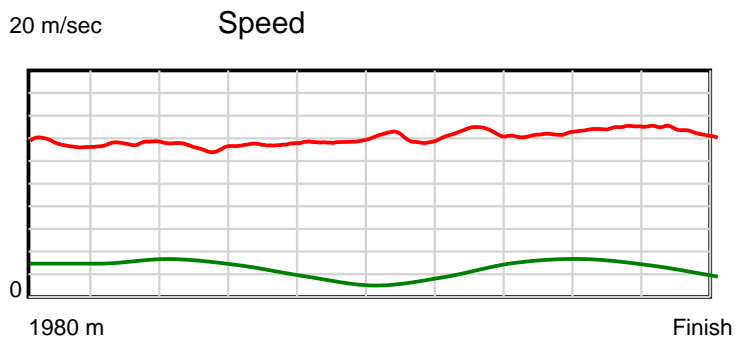
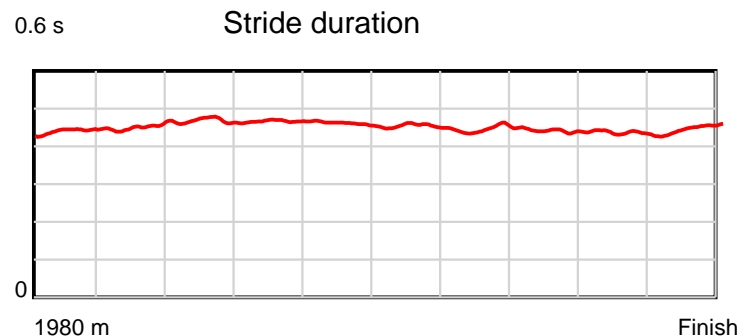
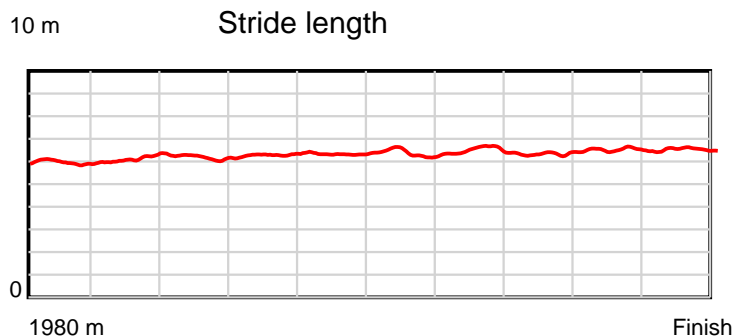
Disclaimer.

HRNZ and NZMTC and Thoroughbred Ratings Pty Ltd accepts no responsibility for the completeness or accuracy of any of the information contained herein, and makes no representations about its suitability for any particular purpose. Users should make their own judgements about those matters and/or seek independent advice. You assume all risks associated with use of the data provided on this page.

Race Results

April 13, 2023, Race 3, WOODLANDS STUD - SUPPORTING OUR FUTURE (JUN DR.) MOBILE PACE, Distance 1980m, Addington - Survey 1980m

Result	TAB no.	Horse (Barrier)	1980 to	1800m to	1600m to	1400m to	1200m to	1000m to	800m to	600m to	400m to	200m to	Total or	Margin
6th	8	Sweet Belle (8)	1800m	1600m	1400m	1200m	1000m	800m	600m	400m	200m	WP	Average	
		Position in running (margin)	-	9(10.2)	9(12.5)	9(12.0)	9(11.1)	9(12.4)	9(12.6)	9(10.1)	10(10.9)	10(8.8)		4.90
		Sectional time (s)	13.13	14.97	15.21	14.81	14.61	14.56	13.67	14.46	13.65	13.85		
		Cumulative time (s)	142.92	129.79	114.82	99.61	84.80	70.19	55.63	41.96	27.50	13.85	2:22.92	
		Speed (m/s)	13.71	13.36	13.15	13.50	13.69	13.74	14.63	13.83	14.65	14.44	13.85	
		Stride length (m)	5.97	6.02	6.15	6.30	6.32	6.23	6.52	6.10	6.38	6.48	6.25	
		Stride duration (s)	0.442	0.451	0.467	0.466	0.461	0.454	0.446	0.441	0.435	0.449	0.451	
		Stride efficiency (%)	55.68	56.69	59.05	61.97	62.34	60.69	66.45	58.19	63.63	65.68	60.95	
		Stride count	30.15	33.21	32.54	31.76	31.67	32.09	30.67	32.77	31.34	30.85	317.05	



Note: Horizontal distance axis grid lines are 200m furlongs.

Disclaimer.

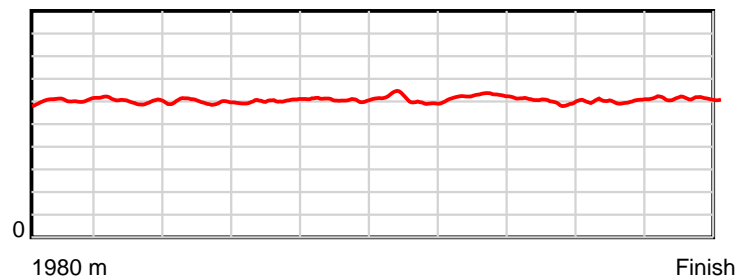
HRNZ and NZMTC and Thoroughbred Ratings Pty Ltd accepts no responsibility for the completeness or accuracy of any of the information contained herein, and makes no representations about its suitability for any particular purpose. Users should make their own judgements about those matters and/or seek independent advice. You assume all risks associated with use of the data provided on this page.

Race Results

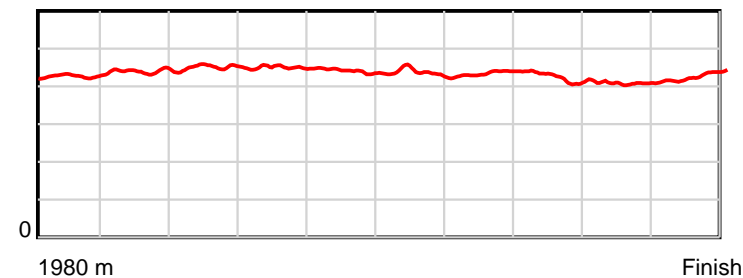
April 13, 2023, Race 3, WOODLANDS STUD - SUPPORTING OUR FUTURE (JUN DR.) MOBILE PACE, Distance 1980m, Addington - Survey 1980m

Result	TAB no.	Horse (Barrier)	1980 to	1800m to	1600m to	1400m to	1200m to	1000m to	800m to	600m to	400m to	200m to	Total or	Margin
7th	6	Elite Styx (6)	1800m	1600m	1400m	1200m	1000m	800m	600m	400m	200m	WP	Average	
		Position in running (margin)	-	7(6.9)	7(9.1)	6(7.6)	7(6.8)	7(8.1)	7(8.0)	7(6.5)	6(7.8)	6(7.2)		5.00
		Sectional time (s)	12.71	14.94	15.04	14.82	14.62	14.51	13.84	14.55	13.91	13.98		
		Cumulative time (s)	142.92	130.21	115.27	100.23	85.41	70.79	56.28	42.44	27.89	13.98	2:22.92	
		Speed (m/s)	14.16	13.39	13.30	13.50	13.68	13.78	14.45	13.75	14.38	14.31	13.85	
		Stride length (m)	6.05	5.89	5.99	6.07	6.03	6.01	6.28	5.83	5.86	6.13	6.01	
		Stride duration (s)	0.427	0.440	0.451	0.449	0.441	0.436	0.435	0.424	0.408	0.429	0.434	
		Stride efficiency (%)	57.25	54.25	56.07	57.49	56.86	56.41	61.71	53.03	53.67	58.81	56.47	
		Stride count	29.74	33.94	33.39	32.97	33.16	33.29	31.83	34.33	34.13	32.60	329.38	

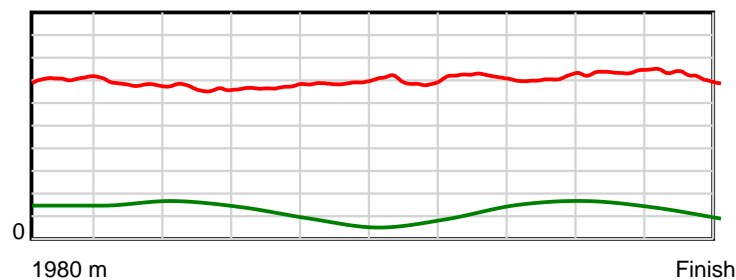
10 m Stride length



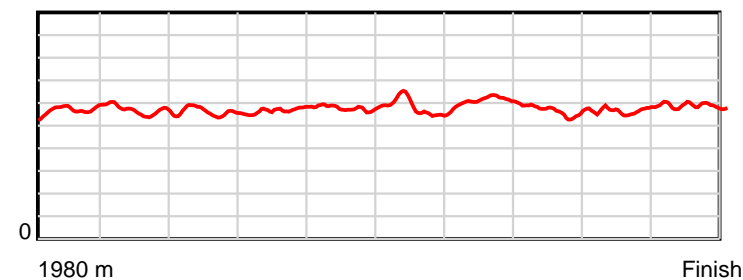
0.6 s Stride duration



20 m/sec Speed



100 % Stride efficiency



Note: Horizontal distance axis grid lines are 200m furlongs.

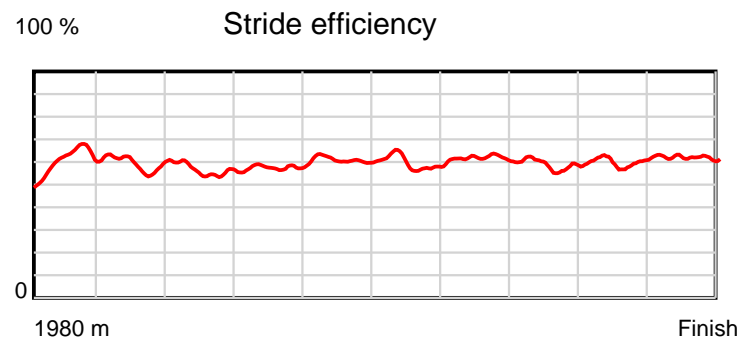
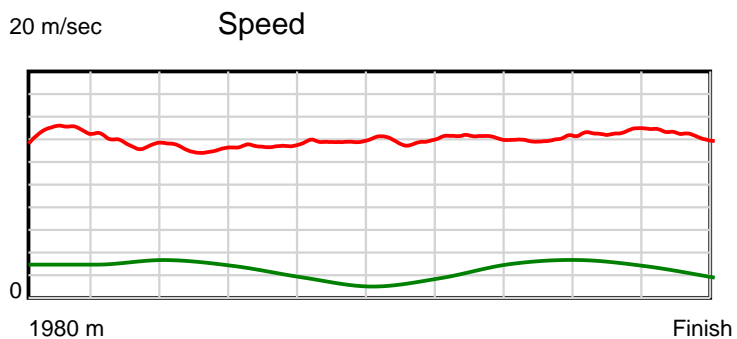
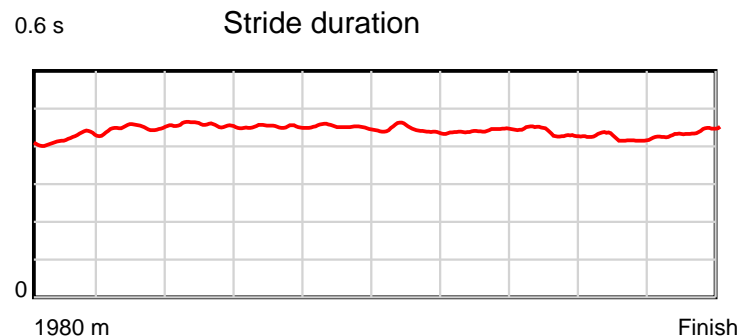
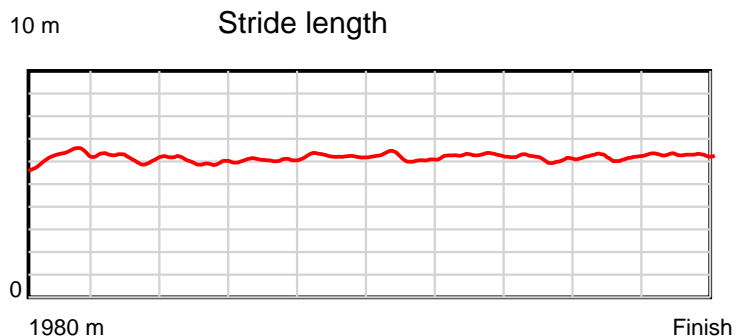
Disclaimer.

HRNZ and NZMTC and Thoroughbred Ratings Pty Ltd accepts no responsibility for the completeness or accuracy of any of the information contained herein, and makes no representations about its suitability for any particular purpose. Users should make their own judgements about those matters and/or seek independent advice. You assume all risks associated with use of the data provided on this page.

Race Results

April 13, 2023, Race 3, WOODLANDS STUD - SUPPORTING OUR FUTURE (JUN DR.) MOBILE PACE, Distance 1980m, Addington - Survey 1980m

Result	TAB no.	Horse (Barrier)	1980 to	1800m to	1600m to	1400m to	1200m to	1000m to	800m to	600m to	400m to	200m to	Total or	Margin
8th	10	Monaco Grace (10)	1800m	1600m	1400m	1200m	1000m	800m	600m	400m	200m	WP	Average	
		Position in running (margin)	-	6(5.0)	4(6.3)	4(6.1)	6(6.1)	6(6.5)	6(6.1)	6(5.8)	7(8.0)	7(7.6)		5.20
		Sectional time (s)	12.31	14.81	15.25	14.96	14.47	14.47	14.03	14.69	13.95	14.08		
		Cumulative time (s)	143.02	130.71	115.90	100.65	85.69	71.22	56.75	42.72	28.03	14.08	2:23.02	
		Speed (m/s)	14.62	13.50	13.11	13.37	13.82	13.82	14.26	13.61	14.34	14.20	13.84	
		Stride length (m)	6.33	6.06	5.99	6.04	6.25	6.14	6.30	5.95	6.06	6.23	6.13	
		Stride duration (s)	0.421	0.449	0.457	0.452	0.452	0.444	0.442	0.437	0.422	0.438	0.443	
		Stride efficiency (%)	62.53	57.47	56.12	57.07	61.03	58.95	61.97	55.33	57.34	60.59	58.73	
		Stride count	28.45	32.98	33.37	33.09	32.00	32.56	31.76	33.61	33.02	32.12	322.96	



Note: Horizontal distance axis grid lines are 200m furlongs.

Disclaimer.

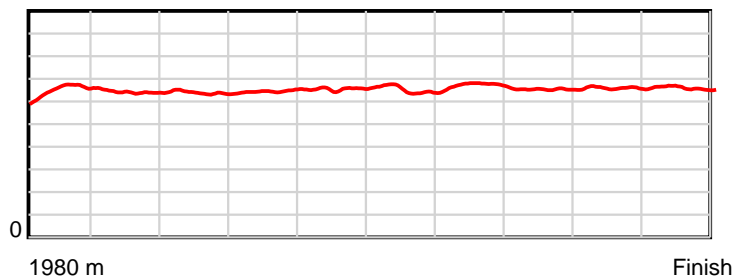
HRNZ and NZMTC and Thoroughbred Ratings Pty Ltd accepts no responsibility for the completeness or accuracy of any of the information contained herein, and makes no representations about its suitability for any particular purpose. Users should make their own judgements about those matters and/or seek independent advice. You assume all risks associated with use of the data provided on this page.

Race Results

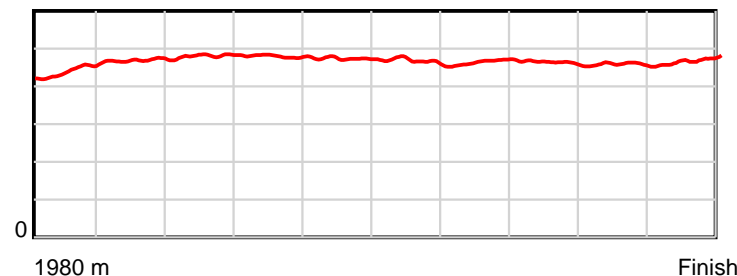
April 13, 2023, Race 3, WOODLANDS STUD - SUPPORTING OUR FUTURE (JUN DR.) MOBILE PACE, Distance 1980m, Addington - Survey 1980m

Result	TAB no.	Horse (Barrier)	1980 to	1800m to	1600m to	1400m to	1200m to	1000m to	800m to	600m to	400m to	200m to	Total or	Margin
9th	11	Get Back (11)	1800m	1600m	1400m	1200m	1000m	800m	600m	400m	200m	WP	Average	
		Position in running (margin)	-	5(4.7)	5(6.8)	5(6.4)	5(5.2)	5(6.2)	5(6.0)	5(4.6)	5(5.1)	5(6.5)		5.20
		Sectional time (s)	12.33	14.94	15.22	14.77	14.54	14.50	13.87	14.40	14.24	14.21		
		Cumulative time (s)	143.02	130.69	115.75	100.53	85.76	71.22	56.72	42.85	28.45	14.21	2:23.02	
		Speed (m/s)	14.60	13.39	13.14	13.54	13.76	13.79	14.42	13.89	14.04	14.07	13.84	
		Stride length (m)	6.54	6.28	6.32	6.50	6.51	6.44	6.71	6.42	6.44	6.61	6.47	
		Stride duration (s)	0.440	0.469	0.481	0.480	0.474	0.467	0.465	0.463	0.458	0.469	0.468	
		Stride efficiency (%)	66.93	61.68	62.37	65.94	66.30	64.72	70.27	64.45	64.73	68.24	65.49	
		Stride count	27.50	31.83	31.66	30.79	30.70	31.08	29.82	31.14	31.07	30.26	305.85	

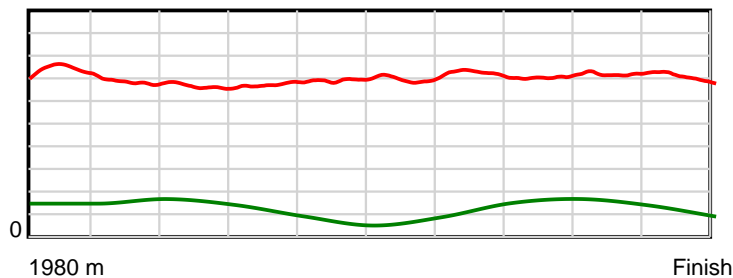
10 m Stride length



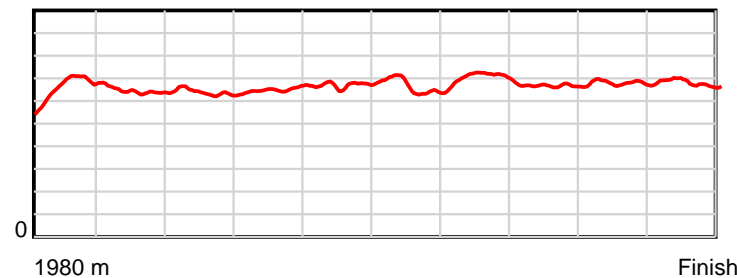
0.6 s Stride duration



20 m/sec Speed



100 % Stride efficiency



Note: Horizontal distance axis grid lines are 200m furlongs.

Disclaimer.

HRNZ and NZMTC and Thoroughbred Ratings Pty Ltd accepts no responsibility for the completeness or accuracy of any of the information contained herein, and makes no representations about its suitability for any particular purpose. Users should make their own judgements about those matters and/or seek independent advice. You assume all risks associated with use of the data provided on this page.

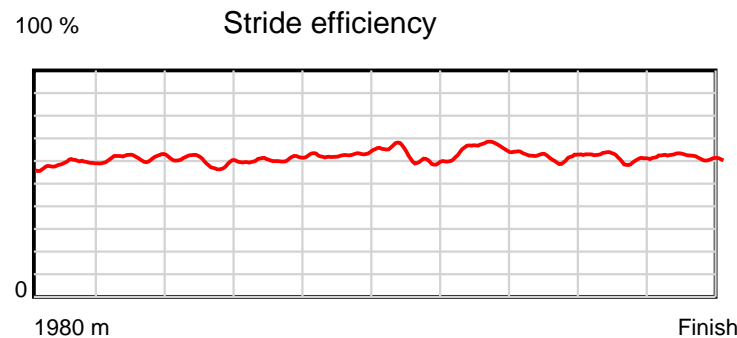
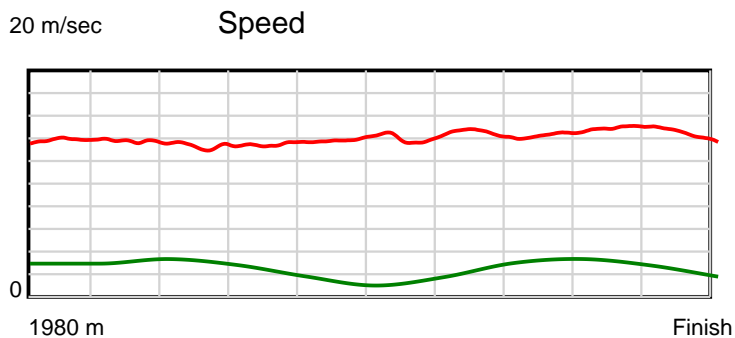
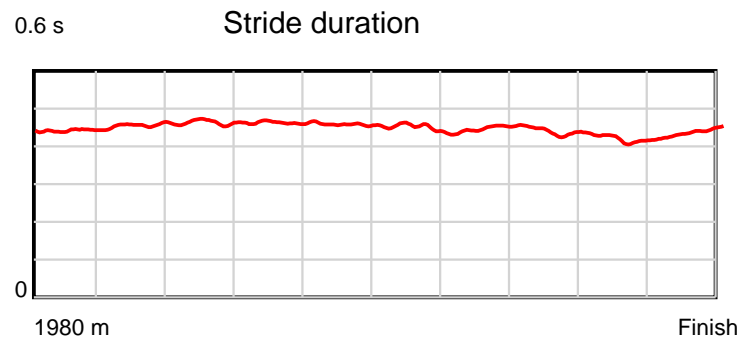
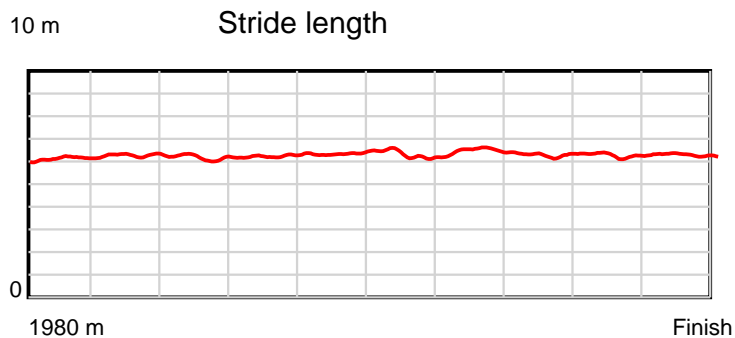


Race Results



April 13, 2023, Race 3, WOODLANDS STUD - SUPPORTING OUR FUTURE (JUN DR.) MOBILE PACE, Distance 1980m, Addington - Survey 1980m

Result	TAB no.	Horse (Barrier)	1980 to	1800m to	1600m to	1400m to	1200m to	1000m to	800m to	600m to	400m to	200m to	Total or	Margin
10th	7	Theresa Love (7)	1800m	1600m	1400m	1200m	1000m	800m	600m	400m	200m	WP	Average	
		Position in running (margin)	-	8(8.7)	8(10.1)	8(9.5)	8(8.3)	8(9.6)	8(9.9)	8(8.0)	8(9.3)	8(8.5)		6.30
		Sectional time (s)	12.96	14.83	15.18	14.77	14.61	14.58	13.77	14.55	13.87	14.10		
		Cumulative time (s)	143.22	130.26	115.43	100.25	85.48	70.87	56.29	42.52	27.97	14.10	2:23.22	
		Speed (m/s)	13.89	13.49	13.18	13.54	13.69	13.72	14.52	13.75	14.42	14.18	13.83	
		Stride length (m)	6.14	6.14	6.10	6.26	6.28	6.18	6.48	6.05	6.04	6.24	6.19	
		Stride duration (s)	0.442	0.456	0.463	0.462	0.459	0.450	0.446	0.440	0.419	0.440	0.448	
		Stride efficiency (%)	58.83	58.99	58.14	61.26	61.58	59.65	65.70	57.16	57.05	60.94	59.87	
		Stride count	29.34	32.55	32.79	31.94	31.86	32.37	30.84	33.07	33.10	32.03	319.89	



Note: Horizontal distance axis grid lines are 200m furlongs.

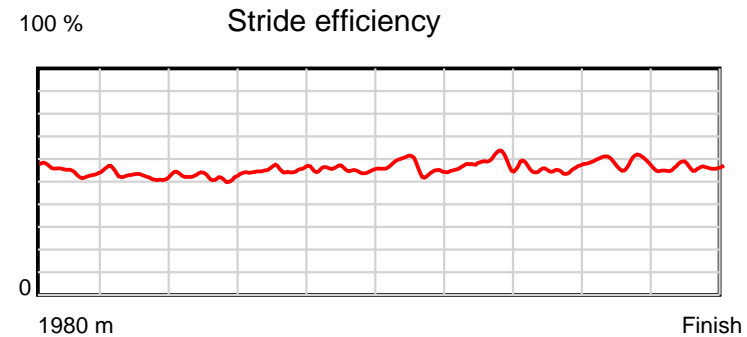
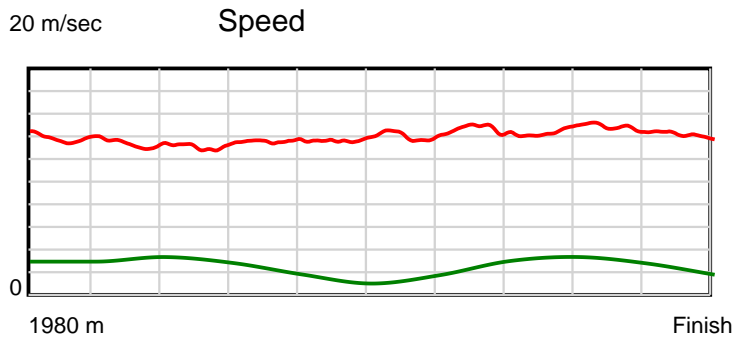
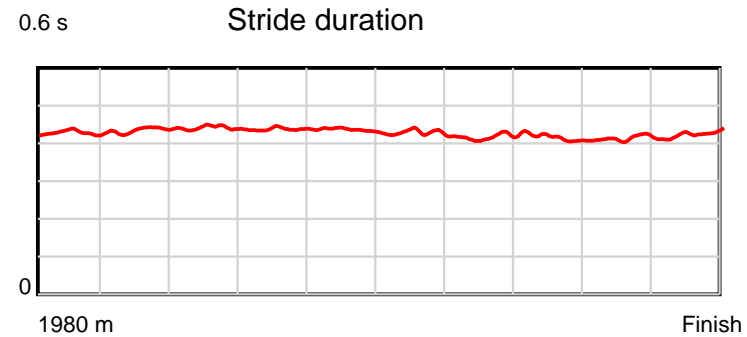
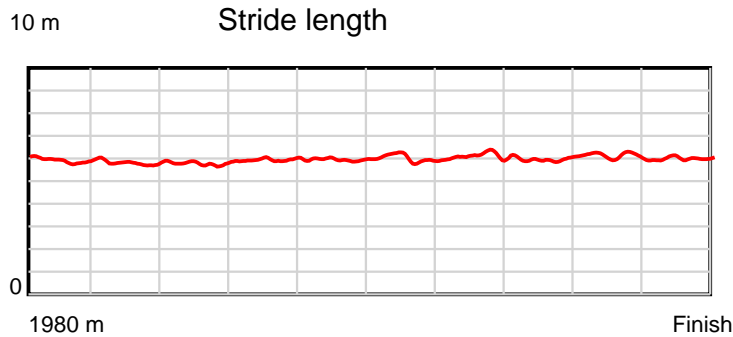
Disclaimer.

HRNZ and NZMTC and Thoroughbred Ratings Pty Ltd accepts no responsibility for the completeness or accuracy of any of the information contained herein, and makes no representations about its suitability for any particular purpose. Users should make their own judgements about those matters and/or seek independent advice. You assume all risks associated with use of the data provided on this page.

Race Results

April 13, 2023, Race 3, WOODLANDS STUD - SUPPORTING OUR FUTURE (JUN DR.) MOBILE PACE, Distance 1980m, Addington - Survey 1980m

Result	TAB no.	Horse (Barrier)	1980 to	1800m to	1600m to	1400m to	1200m to	1000m to	800m to	600m to	400m to	200m to	Total or	Margin
11th	9	Evangelist (9)	1800m	1600m	1400m	1200m	1000m	800m	600m	400m	200m	WP	Average	
		Position in running (margin)	-	10(10.5)	10(13.4)	10(14.6)	10(13.5)	10(14.8)	10(13.9)	10(11.3)	9(10.5)	9(8.6)		6.90
		Sectional time (s)	13.16	15.07	15.49	14.78	14.60	14.39	13.65	14.19	13.70	14.29		
		Cumulative time (s)	143.32	130.16	115.09	99.60	84.82	70.22	55.83	42.18	27.99	14.29	2:23.32	
		Speed (m/s)	13.68	13.27	12.91	13.53	13.70	13.90	14.65	14.09	14.60	14.00	13.82	
		Stride length (m)	5.90	5.77	5.70	5.92	5.98	5.95	6.11	5.86	6.04	5.96	5.92	
		Stride duration (s)	0.428	0.435	0.441	0.438	0.436	0.428	0.417	0.416	0.414	0.426	0.428	
		Stride efficiency (%)	54.41	51.97	50.71	54.76	55.80	55.29	58.31	53.64	57.07	55.48	54.68	
		Stride count	30.50	34.68	35.11	33.78	33.47	33.62	32.74	34.14	33.10	33.57	334.71	



Note: Horizontal distance axis grid lines are 200m furlongs.

Disclaimer.

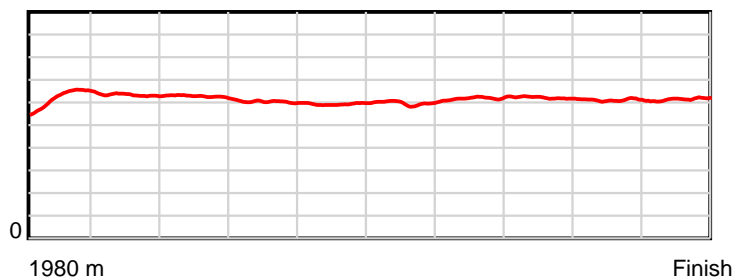
HRNZ and NZMTC and Thoroughbred Ratings Pty Ltd accepts no responsibility for the completeness or accuracy of any of the information contained herein, and makes no representations about its suitability for any particular purpose. Users should make their own judgements about those matters and/or seek independent advice. You assume all risks associated with use of the data provided on this page.

Race Results

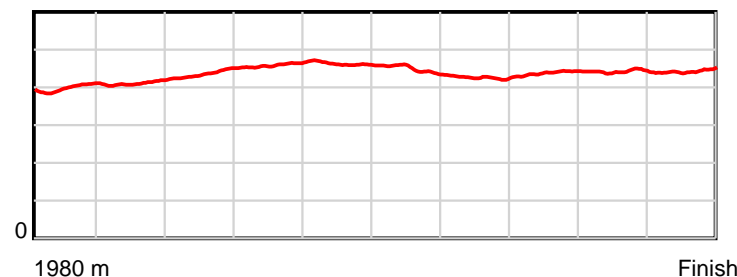
April 13, 2023, Race 4, HORNBY LIQUOR MOBILE PACE, Distance 1980m, Addington - Survey 1980m

Result	TAB no.	Horse (Barrier)	1980 to	1800m to	1600m to	1400m to	1200m to	1000m to	800m to	600m to	400m to	200m to	Total or	Margin
1st	7	Glory's Delight (6)	1800m	1600m	1400m	1200m	1000m	800m	600m	400m	200m	WP	Average	
		Position in running (margin)	-	1(0.0)	1(0.0)	1(0.0)	1(0.0)	1(0.0)	1(0.0)	1(0.0)	1(0.0)	1(0.0)		0.00
		Sectional time (s)	11.53	13.35	14.14	15.38	15.65	15.21	13.81	14.35	14.58	14.50		
		Cumulative time (s)	142.50	130.97	117.62	103.48	88.10	72.45	57.24	43.43	29.08	14.50	2:22.50	
		Speed (m/s)	15.62	14.98	14.14	13.00	12.78	13.15	14.48	13.94	13.72	13.79	13.90	
		Stride length (m)	6.23	6.16	6.18	5.97	5.91	5.89	6.17	6.11	6.06	6.12	6.08	
		Stride duration (s)	0.399	0.411	0.437	0.459	0.462	0.448	0.426	0.438	0.442	0.444	0.437	
		Stride efficiency (%)	60.74	59.21	59.66	55.70	54.62	54.24	59.48	58.33	57.44	58.51	57.70	
		Stride count	28.87	32.49	32.37	33.50	33.83	33.95	32.42	32.73	32.99	32.69	325.84	

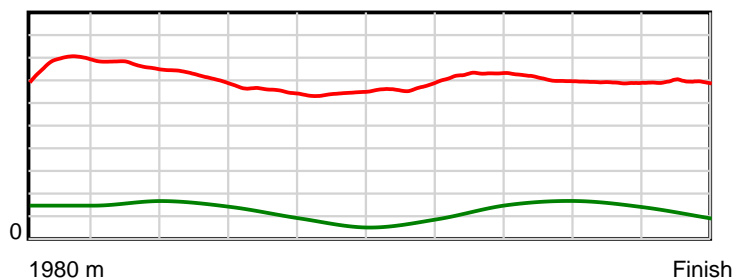
10 m Stride length



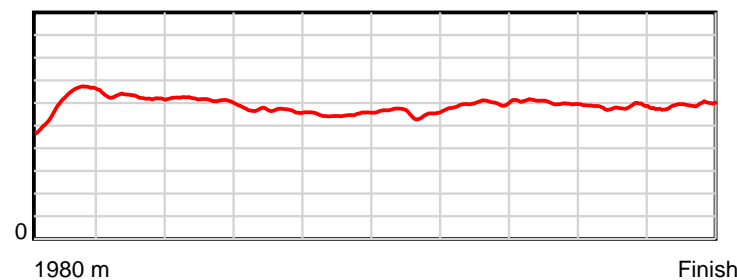
0.6 s Stride duration



20 m/sec Speed



100 % Stride efficiency



Note: Horizontal distance axis grid lines are 200m furlongs.

Disclaimer.

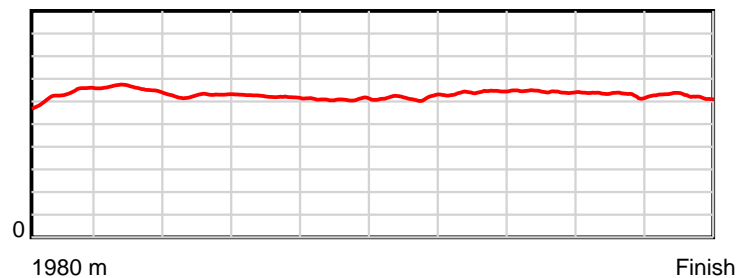
HRNZ and NZMTC and Thoroughbred Ratings Pty Ltd accepts no responsibility for the completeness or accuracy of any of the information contained herein, and makes no representations about its suitability for any particular purpose. Users should make their own judgements about those matters and/or seek independent advice. You assume all risks associated with use of the data provided on this page.

Race Results

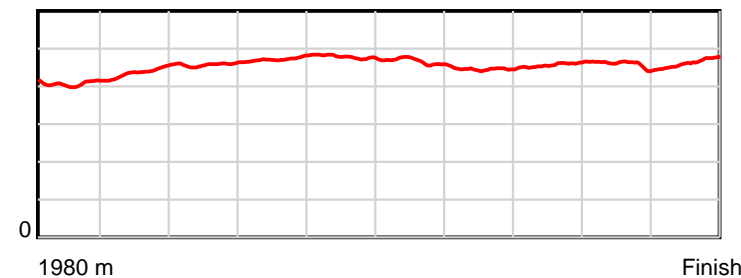
April 13, 2023, Race 4, HORNBY LIQUOR MOBILE PACE, Distance 1980m, Addington - Survey 1980m

Result	TAB no.	Horse (Barrier)	1980 to	1800m to	1600m to	1400m to	1200m to	1000m to	800m to	600m to	400m to	200m to	Total or	Margin
2nd	3	Stephs Boy (3)	1800m	1600m	1400m	1200m	1000m	800m	600m	400m	200m	WP	Average	
		Position in running (margin)	-	2(0.2)	2(0.8)	2(3.6)	2(2.5)	2(2.0)	3(1.6)	3(2.0)	2(1.6)	2(1.3)		2.70
		Sectional time (s)	11.59	13.45	14.62	15.19	15.56	15.14	13.87	14.28	14.53	14.79		
		Cumulative time (s)	143.02	131.43	117.98	103.36	88.17	72.61	57.47	43.60	29.32	14.79	2:23.02	
		Speed (m/s)	15.53	14.87	13.68	13.17	12.85	13.21	14.42	14.01	13.76	13.52	13.84	
		Stride length (m)	6.33	6.51	6.27	6.22	6.14	6.15	6.42	6.41	6.30	6.27	6.30	
		Stride duration (s)	0.407	0.438	0.458	0.473	0.478	0.466	0.445	0.457	0.458	0.463	0.455	
		Stride efficiency (%)	62.60	66.32	61.35	60.49	58.85	59.19	64.38	64.15	62.07	61.39	62.01	
		Stride count	28.44	30.70	31.92	32.15	32.59	32.50	31.16	31.22	31.73	31.91	314.32	

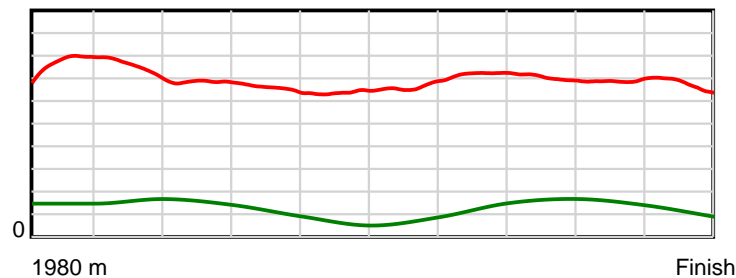
10 m Stride length



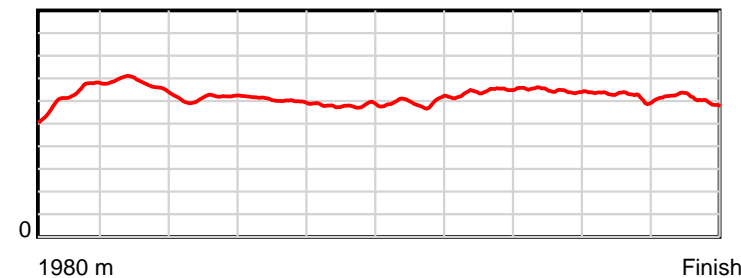
0.6 s Stride duration



20 m/sec Speed



100 % Stride efficiency



Note: Horizontal distance axis grid lines are 200m furlongs.

Disclaimer.

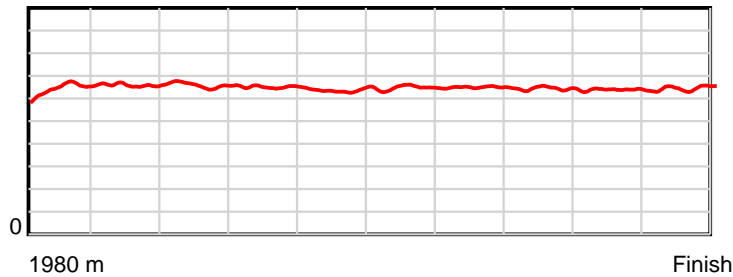
HRNZ and NZMTC and Thoroughbred Ratings Pty Ltd accepts no responsibility for the completeness or accuracy of any of the information contained herein, and makes no representations about its suitability for any particular purpose. Users should make their own judgements about those matters and/or seek independent advice. You assume all risks associated with use of the data provided on this page.

Race Results

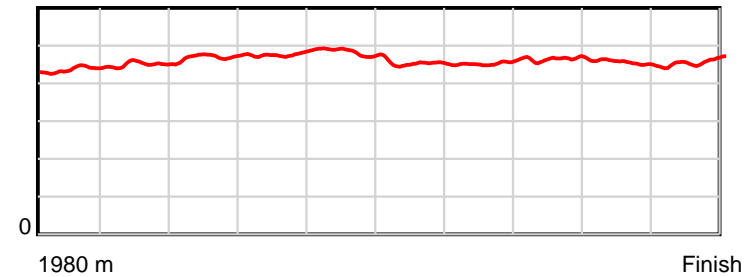
April 13, 2023, Race 4, HORNBY LIQUOR MOBILE PACE, Distance 1980m, Addington - Survey 1980m

Result	TAB no.	Horse (Barrier)	1980 to	1800m to	1600m to	1400m to	1200m to	1000m to	800m to	600m to	400m to	200m to	Total or	Margin
3rd	10	Jack Tar (9)	1800m	1600m	1400m	1200m	1000m	800m	600m	400m	200m	WP	Average	
		Position in running (margin)	-	6(6.1)	5(9.6)	5(11.9)	5(7.7)	5(5.3)	2(1.5)	4(3.3)	6(6.5)	5(5.1)		2.80
		Sectional time (s)	12.58	13.94	14.52	14.68	15.26	14.57	14.10	14.90	14.34	14.15		
		Cumulative time (s)	143.04	130.46	116.52	102.00	87.32	72.06	57.49	43.39	28.49	14.15	2:23.04	
		Speed (m/s)	14.31	14.35	13.77	13.62	13.11	13.73	14.18	13.42	13.95	14.13	13.84	
		Stride length (m)	6.44	6.46	6.48	6.49	6.34	6.20	6.44	6.23	6.34	6.47	6.39	
		Stride duration (s)	0.437	0.450	0.470	0.476	0.483	0.452	0.454	0.464	0.454	0.458	0.461	
		Stride efficiency (%)	64.79	65.16	65.58	65.81	62.72	60.16	64.79	60.66	62.74	65.48	63.74	
		Stride count	27.95	30.97	30.87	30.82	31.57	32.23	31.06	32.10	31.56	30.90	310.03	

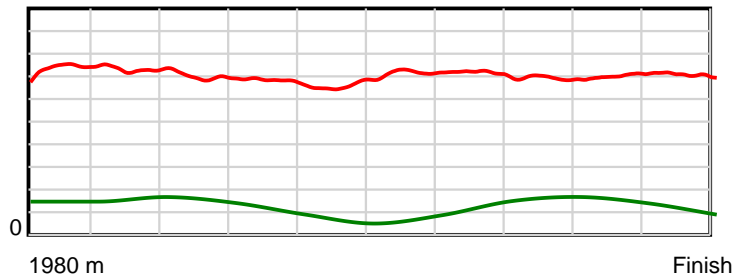
10 m Stride length



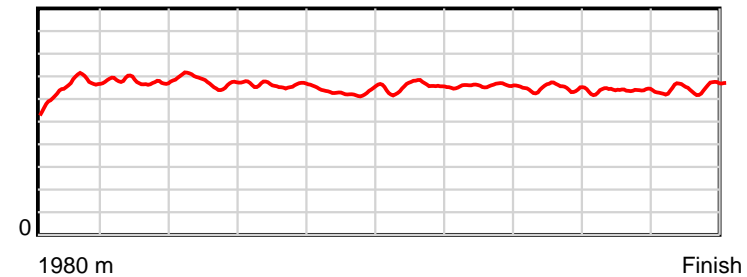
0.6 s Stride duration



20 m/sec Speed



100 % Stride efficiency



Note: Horizontal distance axis grid lines are 200m furlongs.

Disclaimer.

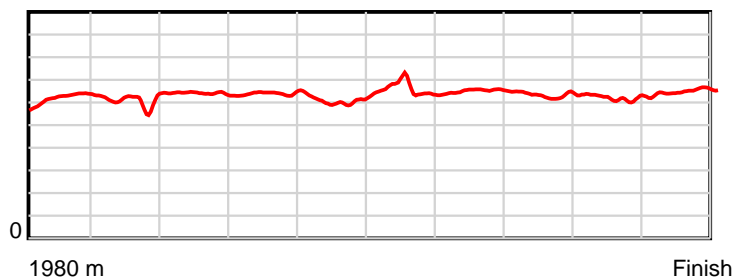
HRNZ and NZMTC and Thoroughbred Ratings Pty Ltd accepts no responsibility for the completeness or accuracy of any of the information contained herein, and makes no representations about its suitability for any particular purpose. Users should make their own judgements about those matters and/or seek independent advice. You assume all risks associated with use of the data provided on this page.

Race Results

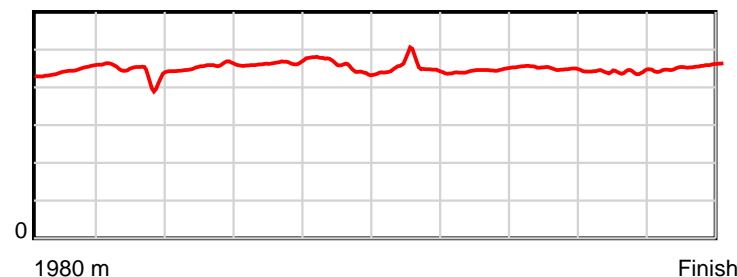
April 13, 2023, Race 4, HORNBY LIQUOR MOBILE PACE, Distance 1980m, Addington - Survey 1980m

Result	TAB no.	Horse (Barrier)	1980 to	1800m to	1600m to	1400m to	1200m to	1000m to	800m to	600m to	400m to	200m to	Total or	Margin
4th	9	La Rosa (8)	1800m	1600m	1400m	1200m	1000m	800m	600m	400m	200m	WP	Average	
		Position in running (margin)	-	10(8.2)	8(16.8)	8(17.6)	8(12.2)	9(11.2)	8(5.6)	6(4.6)	5(6.3)	7(5.9)		3.00
		Sectional time (s)	13.00	14.79	14.27	14.48	15.48	14.26	13.64	14.63	14.52	14.01		
		Cumulative time (s)	143.08	130.08	115.29	101.02	86.54	71.06	56.80	43.16	28.53	14.01	2:23.08	
		Speed (m/s)	13.85	13.52	14.02	13.81	12.92	14.03	14.66	13.67	13.77	14.28	13.84	
		Stride length (m)	6.25	5.96	6.38	6.41	5.89	6.33	6.54	6.14	6.08	6.51	6.24	
		Stride duration (s)	0.444	0.441	0.455	0.464	0.456	0.451	0.446	0.450	0.441	0.456	0.451	
		Stride efficiency (%)	61.01	55.54	63.59	64.16	54.30	62.54	66.80	59.00	57.78	66.25	60.88	
		Stride count	28.81	33.55	31.35	31.21	33.93	31.61	30.59	32.55	32.89	30.72	317.21	

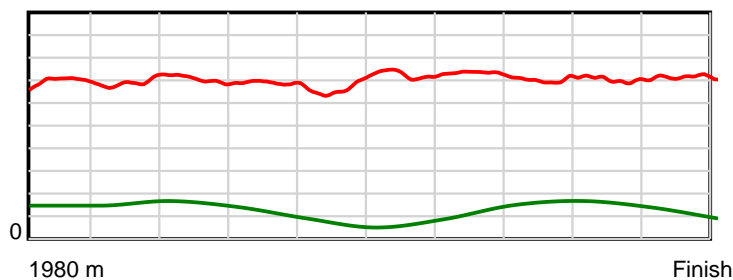
10 m Stride length



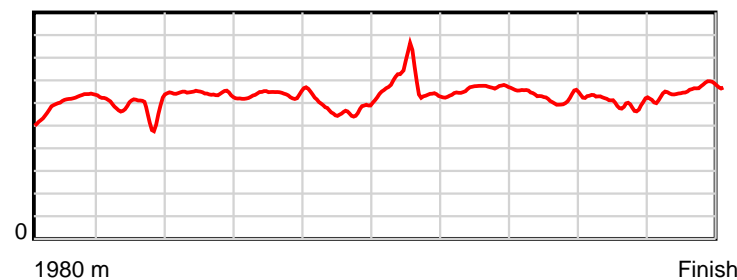
0.6 s Stride duration



20 m/sec Speed



100 % Stride efficiency



Note: Horizontal distance axis grid lines are 200m furlongs.

Disclaimer.

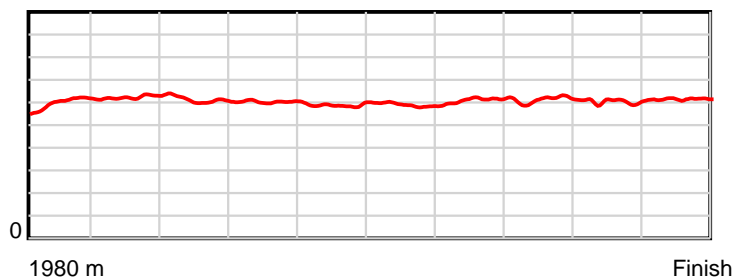
HRNZ and NZMTC and Thoroughbred Ratings Pty Ltd accepts no responsibility for the completeness or accuracy of any of the information contained herein, and makes no representations about its suitability for any particular purpose. Users should make their own judgements about those matters and/or seek independent advice. You assume all risks associated with use of the data provided on this page.

Race Results

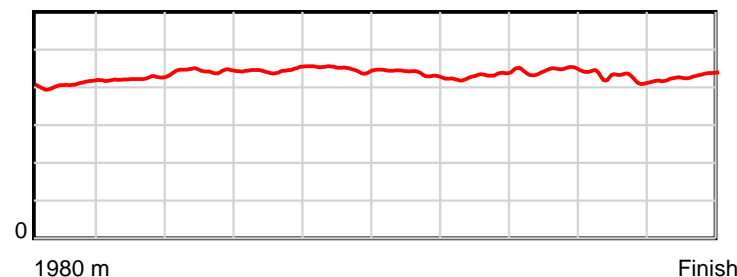
April 13, 2023, Race 4, HORNBY LIQUOR MOBILE PACE, Distance 1980m, Addington - Survey 1980m

Result	TAB no.	Horse (Barrier)	1980 to	1800m to	1600m to	1400m to	1200m to	1000m to	800m to	600m to	400m to	200m to	Total or	Margin
5th	4	Cardi B (4)	1800m	1600m	1400m	1200m	1000m	800m	600m	400m	200m	WP	Average	
		Position in running (margin)	-	4(3.7)	4(6.3)	4(8.8)	4(5.3)	4(3.7)	5(3.4)	7(4.7)	7(7.7)	8(6.4)		3.20
		Sectional time (s)	12.24	13.79	14.56	14.78	15.38	15.17	14.02	14.85	14.36	13.95		
		Cumulative time (s)	143.10	130.86	117.07	102.51	87.73	72.35	57.18	43.16	28.31	13.95	2:23.10	
		Speed (m/s)	14.71	14.50	13.74	13.53	13.00	13.18	14.27	13.47	13.93	14.34	13.84	
		Stride length (m)	6.06	6.13	6.11	6.03	5.84	5.77	6.16	5.99	5.93	6.16	6.01	
		Stride duration (s)	0.407	0.423	0.445	0.445	0.449	0.437	0.432	0.445	0.426	0.430	0.435	
		Stride efficiency (%)	57.40	58.73	58.35	56.74	53.35	51.95	59.24	56.08	55.02	59.34	56.54	
		Stride count	29.70	32.62	32.73	33.19	34.23	34.69	32.48	33.38	33.70	32.46	329.18	

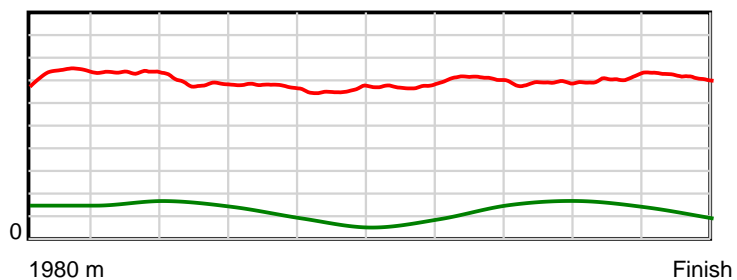
10 m Stride length



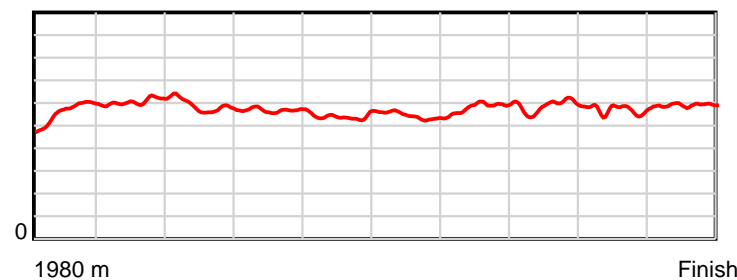
0.6 s Stride duration



20 m/sec Speed



100 % Stride efficiency



Note: Horizontal distance axis grid lines are 200m furlongs.

Disclaimer.

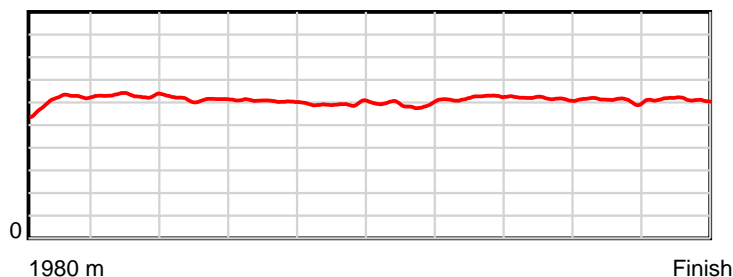
HRNZ and NZMTC and Thoroughbred Ratings Pty Ltd accepts no responsibility for the completeness or accuracy of any of the information contained herein, and makes no representations about its suitability for any particular purpose. Users should make their own judgements about those matters and/or seek independent advice. You assume all risks associated with use of the data provided on this page.

Race Results

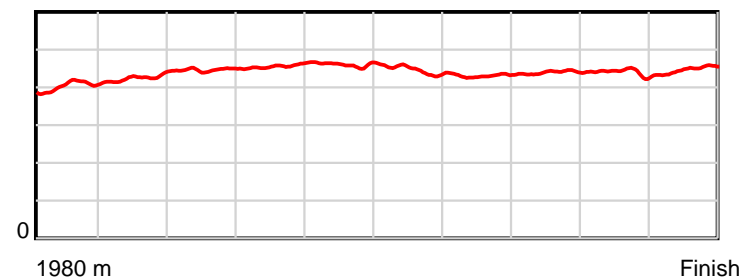
April 13, 2023, Race 4, HORNBY LIQUOR MOBILE PACE, Distance 1980m, Addington - Survey 1980m

Result	TAB no.	Horse (Barrier)	1980 to	1800m to	1600m to	1400m to	1200m to	1000m to	800m to	600m to	400m to	200m to	Total or	Margin
6th	1	Mossdale Terry (1)	1800m	1600m	1400m	1200m	1000m	800m	600m	400m	200m	WP	Average	
		Position in running (margin)	-	3(2.5)	3(4.0)	3(6.3)	3(4.5)	3(3.6)	6(3.6)	5(4.0)	4(3.8)	3(2.5)		3.30
		Sectional time (s)	11.98	13.60	14.54	15.07	15.49	15.21	13.87	14.32	14.37	14.68		
		Cumulative time (s)	143.13	131.15	117.55	103.01	87.94	72.45	57.24	43.37	29.05	14.68	2:23.13	
		Speed (m/s)	15.03	14.71	13.76	13.27	12.91	13.15	14.42	13.97	13.92	13.62	13.83	
		Stride length (m)	6.10	6.25	6.15	6.05	5.95	5.86	6.22	6.14	6.13	6.10	6.09	
		Stride duration (s)	0.405	0.425	0.447	0.456	0.461	0.446	0.431	0.440	0.440	0.447	0.440	
		Stride efficiency (%)	58.12	61.13	59.06	57.19	55.24	53.74	60.37	58.90	58.65	58.05	57.98	
		Stride count	29.52	31.98	32.53	33.06	33.64	34.11	32.18	32.58	32.65	32.81	325.06	

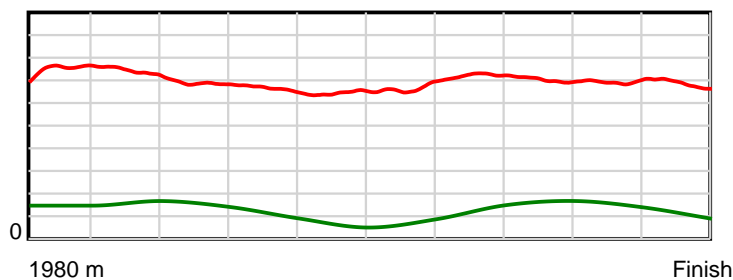
10 m Stride length



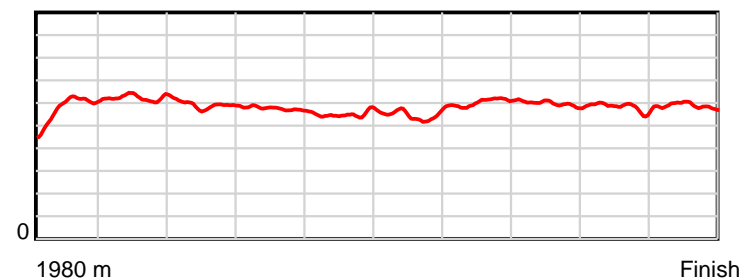
0.6 s Stride duration



20 m/sec Speed



100 % Stride efficiency



Note: Horizontal distance axis grid lines are 200m furlongs.

Disclaimer.

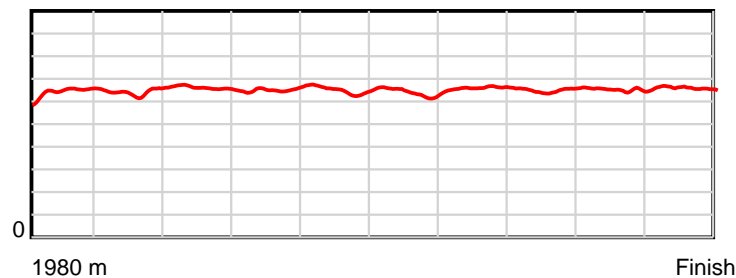
HRNZ and NZMTC and Thoroughbred Ratings Pty Ltd accepts no responsibility for the completeness or accuracy of any of the information contained herein, and makes no representations about its suitability for any particular purpose. Users should make their own judgements about those matters and/or seek independent advice. You assume all risks associated with use of the data provided on this page.

Race Results

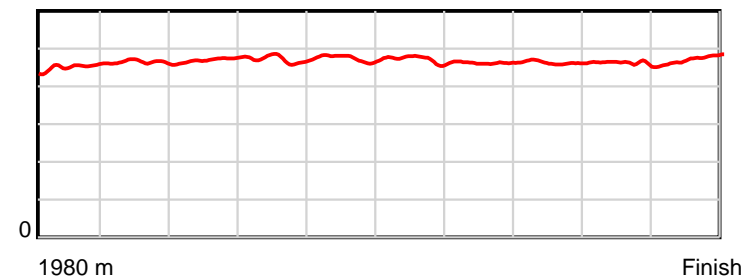
April 13, 2023, Race 4, HORNBY LIQUOR MOBILE PACE, Distance 1980m, Addington - Survey 1980m

Result	TAB no.	Horse (Barrier)	1980 to	1800m to	1600m to	1400m to	1200m to	1000m to	800m to	600m to	400m to	200m to	Total or	Margin
7th	6	Star Casino (5)	1800m	1600m	1400m	1200m	1000m	800m	600m	400m	200m	WP	Average	
		Position in running (margin)	-	7(6.9)	9(16.9)	9(18.6)	9(13.2)	7(7.6)	9(5.7)	9(7.0)	8(8.2)	6(5.8)		4.30
		Sectional time (s)	12.72	15.01	14.43	14.47	14.72	14.89	14.02	14.55	14.18	14.34		
		Cumulative time (s)	143.33	130.61	115.60	101.17	86.70	71.98	57.09	43.07	28.52	14.34	2:23.33	
		Speed (m/s)	14.15	13.32	13.86	13.82	13.59	13.43	14.27	13.75	14.10	13.95	13.81	
		Stride length (m)	6.45	6.18	6.53	6.51	6.45	6.32	6.59	6.37	6.50	6.60	6.45	
		Stride duration (s)	0.453	0.464	0.471	0.471	0.475	0.471	0.462	0.463	0.461	0.473	0.467	
		Stride efficiency (%)	65.09	59.64	66.56	66.22	64.97	62.49	67.82	63.34	66.07	68.13	64.96	
		Stride count	27.89	32.37	30.65	30.72	31.02	31.63	30.36	31.41	30.76	30.29	307.10	

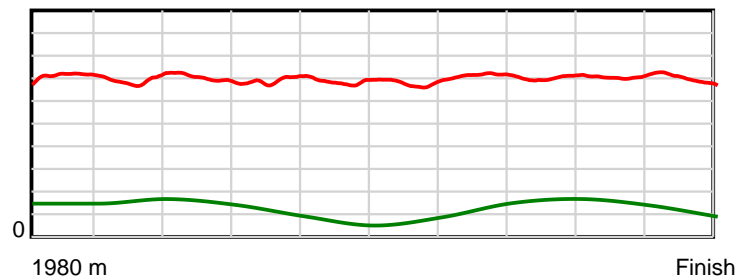
10 m Stride length



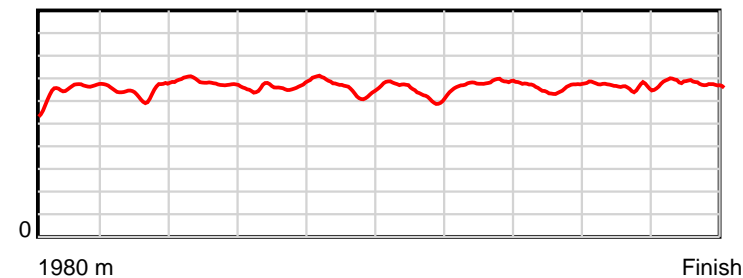
0.6 s Stride duration



20 m/sec Speed



100 % Stride efficiency



Note: Horizontal distance axis grid lines are 200m furlongs.

Disclaimer.

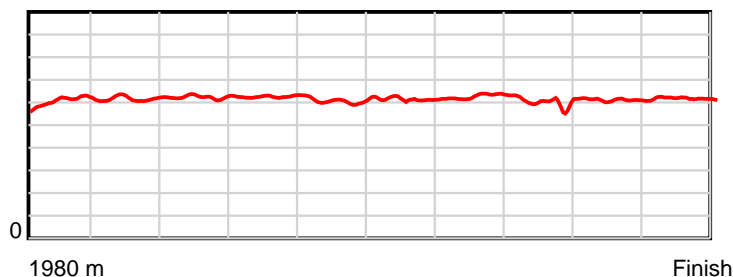
HRNZ and NZMTC and Thoroughbred Ratings Pty Ltd accepts no responsibility for the completeness or accuracy of any of the information contained herein, and makes no representations about its suitability for any particular purpose. Users should make their own judgements about those matters and/or seek independent advice. You assume all risks associated with use of the data provided on this page.

Race Results

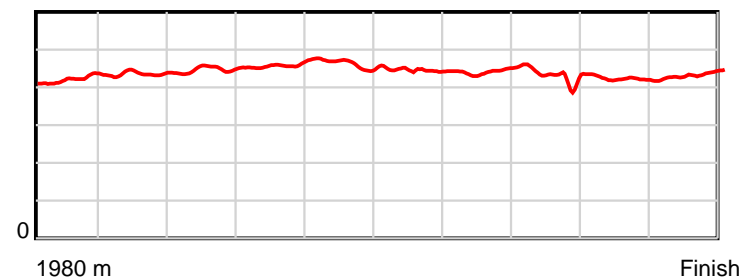
April 13, 2023, Race 4, HORNBY LIQUOR MOBILE PACE, Distance 1980m, Addington - Survey 1980m

Result	TAB no.	Horse (Barrier)	1980 to	1800m to	1600m to	1400m to	1200m to	1000m to	800m to	600m to	400m to	200m to	Total or	Margin
8th	2	Tempo Warrior (2)	1800m	1600m	1400m	1200m	1000m	800m	600m	400m	200m	WP	Average	
		Position in running (margin)	-	5(5.7)	6(11.4)	6(13.3)	6(8.5)	6(7.6)	7(5.1)	8(6.6)	9(8.6)	9(6.8)		4.60
		Sectional time (s)	12.60	14.30	14.47	14.57	15.49	14.80	14.05	14.67	14.28	14.15		
		Cumulative time (s)	143.38	130.78	116.48	102.01	87.44	71.95	57.15	43.10	28.43	14.15	2:23.38	
		Speed (m/s)	14.29	13.99	13.82	13.73	12.91	13.51	14.23	13.63	14.01	14.13	13.81	
		Stride length (m)	6.14	6.10	6.18	6.28	5.98	6.00	6.29	5.88	5.91	6.15	6.09	
		Stride duration (s)	0.422	0.436	0.447	0.458	0.463	0.444	0.442	0.432	0.422	0.435	0.441	
		Stride efficiency (%)	58.83	58.05	59.69	61.67	55.85	56.21	61.90	54.10	54.56	59.11	57.90	
		Stride count	29.34	32.81	32.36	31.84	33.45	33.35	31.78	33.99	33.85	32.52	325.29	

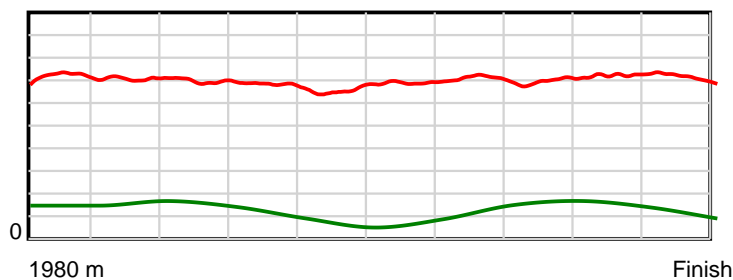
10 m Stride length



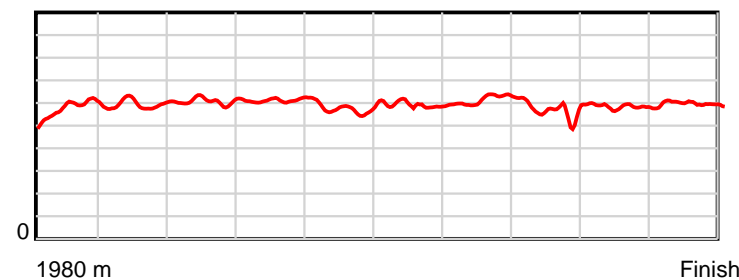
0.6 s Stride duration



20 m/sec Speed



100 % Stride efficiency



Note: Horizontal distance axis grid lines are 200m furlongs.

Disclaimer.

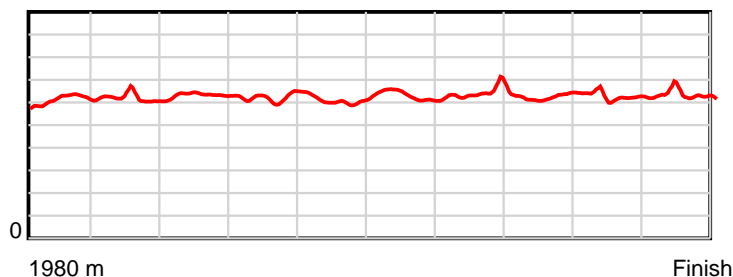
HRNZ and NZMTC and Thoroughbred Ratings Pty Ltd accepts no responsibility for the completeness or accuracy of any of the information contained herein, and makes no representations about its suitability for any particular purpose. Users should make their own judgements about those matters and/or seek independent advice. You assume all risks associated with use of the data provided on this page.

Race Results

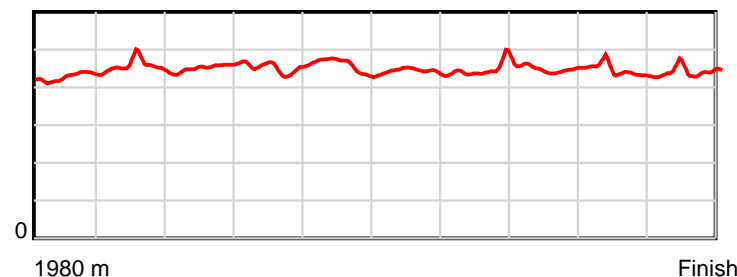
April 13, 2023, Race 4, HORNBY LIQUOR MOBILE PACE, Distance 1980m, Addington - Survey 1980m

Result	TAB no.	Horse (Barrier)	1980 to	1800m to	1600m to	1400m to	1200m to	1000m to	800m to	600m to	400m to	200m to	Total or	Margin
9th	8	Jazelle (7)	1800m	1600m	1400m	1200m	1000m	800m	600m	400m	200m	WP	Average	
		Position in running (margin)	-	8(7.0)	10(18.6)	10(20.6)	10(15.1)	10(12.2)	10(6.9)	10(8.0)	10(9.5)	10(8.2)		4.90
		Sectional time (s)	12.76	15.28	14.47	14.47	15.16	14.33	13.98	14.59	14.38	14.01		
		Cumulative time (s)	143.43	130.67	115.39	100.92	86.45	71.29	56.96	42.98	28.39	14.01	2:23.43	
		Speed (m/s)	14.11	13.09	13.82	13.82	13.19	13.96	14.31	13.71	13.91	14.28	13.80	
		Stride length (m)	6.12	5.94	6.26	6.25	6.02	6.18	6.40	6.14	6.11	6.27	6.17	
		Stride duration (s)	0.428	0.454	0.453	0.452	0.456	0.443	0.447	0.448	0.439	0.439	0.447	
		Stride efficiency (%)	58.47	55.18	61.19	61.00	56.61	59.72	63.94	59.00	58.30	61.48	59.42	
		Stride count	29.43	33.66	31.96	32.01	33.23	32.35	31.27	32.55	32.74	31.88	321.08	

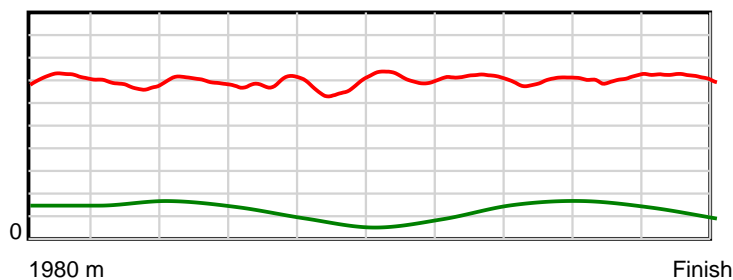
10 m Stride length



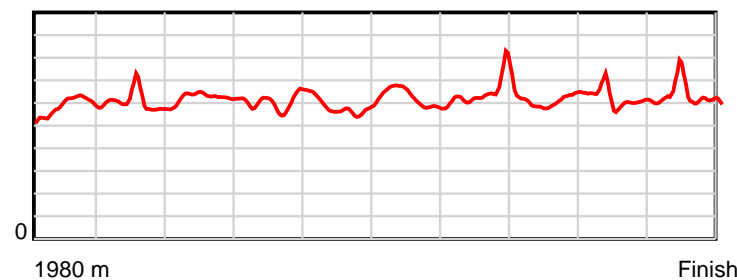
0.6 s Stride duration



20 m/sec Speed



100 % Stride efficiency



Note: Horizontal distance axis grid lines are 200m furlongs.

Disclaimer.

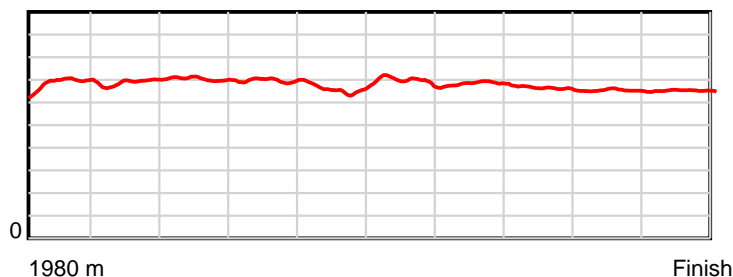
HRNZ and NZMTC and Thoroughbred Ratings Pty Ltd accepts no responsibility for the completeness or accuracy of any of the information contained herein, and makes no representations about its suitability for any particular purpose. Users should make their own judgements about those matters and/or seek independent advice. You assume all risks associated with use of the data provided on this page.

Race Results

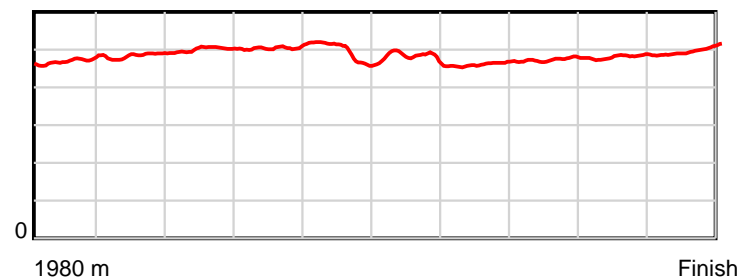
April 13, 2023, Race 4, HORNBY LIQUOR MOBILE PACE, Distance 1980m, Addington - Survey 1980m

Result	TAB no.	Horse (Barrier)	1980 to	1800m to	1600m to	1400m to	1200m to	1000m to	800m to	600m to	400m to	200m to	Total or	Margin
10th	11	Dare Devil (10)	1800m	1600m	1400m	1200m	1000m	800m	600m	400m	200m	WP	Average	
		Position in running (margin)	-	9(7.2)	7(13.6)	7(15.4)	7(10.4)	8(8.1)	4(3.1)	2(1.5)	3(3.3)	4(4.9)		9.10
		Sectional time (s)	12.84	14.42	14.45	14.54	15.26	14.38	13.54	14.65	14.85	15.31		
		Cumulative time (s)	144.24	131.40	116.98	102.53	87.99	72.73	58.35	44.81	30.16	15.31	2:24.24	
		Speed (m/s)	14.02	13.87	13.84	13.76	13.11	13.91	14.77	13.65	13.47	13.06	13.73	
		Stride length (m)	6.86	6.72	6.93	6.94	6.45	6.68	6.82	6.48	6.48	6.52	6.68	
		Stride duration (s)	0.469	0.484	0.501	0.504	0.492	0.480	0.462	0.474	0.481	0.499	0.487	
		Stride efficiency (%)	73.59	70.48	75.09	75.24	65.01	69.65	72.60	65.61	65.68	66.44	69.74	
		Stride count	26.23	29.78	28.85	28.82	31.01	29.96	29.34	30.87	30.85	30.67	296.38	

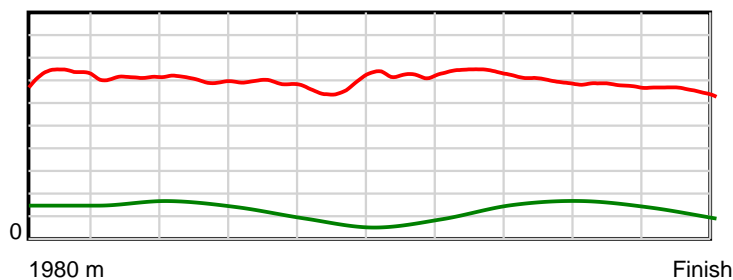
10 m Stride length



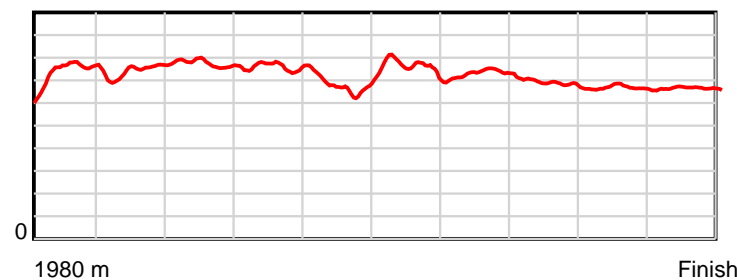
0.6 s Stride duration



20 m/sec Speed



100 % Stride efficiency



Note: Horizontal distance axis grid lines are 200m furlongs.

Disclaimer.

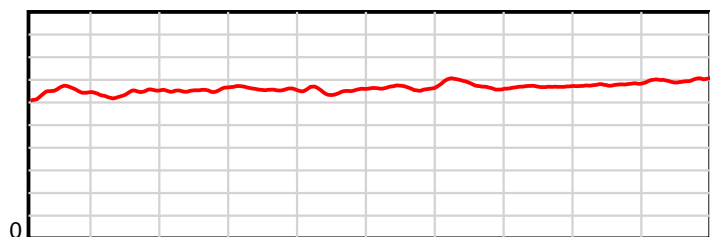
HRNZ and NZMTC and Thoroughbred Ratings Pty Ltd accepts no responsibility for the completeness or accuracy of any of the information contained herein, and makes no representations about its suitability for any particular purpose. Users should make their own judgements about those matters and/or seek independent advice. You assume all risks associated with use of the data provided on this page.

Race Results

April 13, 2023, Race 5, MATT HARRISON CONSTRUCTION MOBILE TROT, Distance 1980m, Addington - Survey 1980m

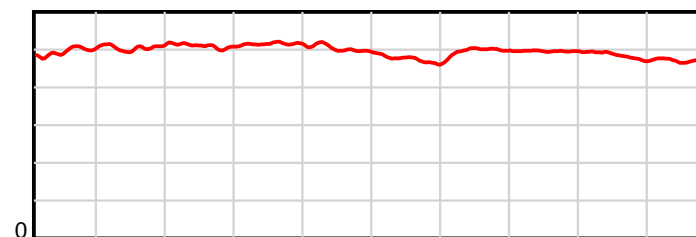
Result	TAB no.	Horse (Barrier)	1980 to	1800m to	1600m to	1400m to	1200m to	1000m to	800m to	600m to	400m to	200m to	Total or	Margin
1st	5	Paramount Empr... (5)	1800m	1600m	1400m	1200m	1000m	800m	600m	400m	200m	WP	Average	
		Position in running (margin)	-	4(5.7)	4(6.9)	4(6.2)	4(6.9)	4(4.5)	1(0.0)	1(0.0)	1(0.0)	1(0.0)		0.00
		Sectional time (s)	13.92	15.95	15.55	15.73	15.52	14.56	14.78	14.87	14.20	13.78		
		Cumulative time (s)	148.86	134.94	118.99	103.44	87.71	72.19	57.63	42.85	27.98	13.78	2:28.86	
		Speed (m/s)	12.93	12.54	12.86	12.71	12.89	13.74	13.53	13.45	14.08	14.51	13.30	
		Stride length (m)	6.49	6.35	6.55	6.55	6.47	6.50	6.75	6.67	6.81	6.93	6.60	
		Stride duration (s)	0.496	0.506	0.509	0.515	0.502	0.473	0.499	0.496	0.483	0.477	0.496	
		Stride efficiency (%)	65.79	63.03	66.98	67.04	65.46	65.99	71.14	69.50	72.43	75.05	68.13	
		Stride count	27.74	31.49	30.55	30.53	30.90	30.78	29.64	29.99	29.38	28.86	299.86	

10 m Stride length



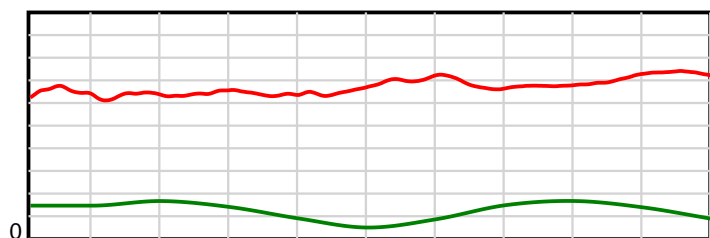
1980 m Finish

0.6 s Stride duration



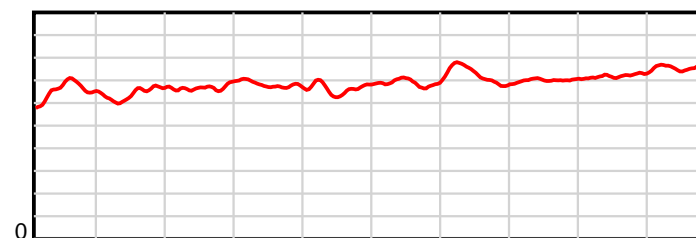
1980 m Finish

20 m/sec Speed



1980 m Finish

100 % Stride efficiency



1980 m Finish

Note: Horizontal distance axis grid lines are 200m furlongs.

Disclaimer.

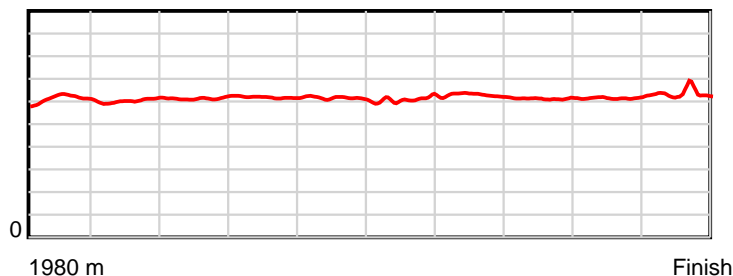
HRNZ and NZMTC and Thoroughbred Ratings Pty Ltd accepts no responsibility for the completeness or accuracy of any of the information contained herein, and makes no representations about its suitability for any particular purpose. Users should make their own judgements about those matters and/or seek independent advice. You assume all risks associated with use of the data provided on this page.

Race Results

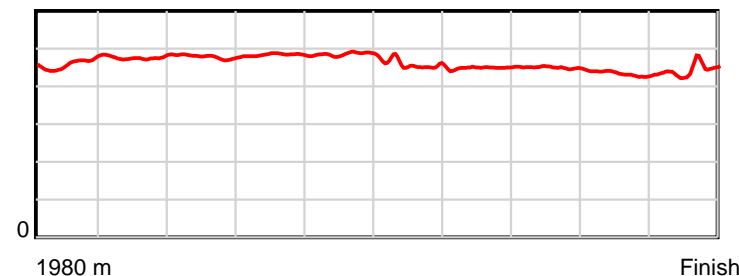
April 13, 2023, Race 5, MATT HARRISON CONSTRUCTION MOBILE TROT, Distance 1980m, Addington - Survey 1980m

Result	TAB no.	Horse (Barrier)	1980 to	1800m to	1600m to	1400m to	1200m to	1000m to	800m to	600m to	400m to	200m to	Total or	Margin
2nd	3	KD Hawk (3)	1800m	1600m	1400m	1200m	1000m	800m	600m	400m	200m	WP	Average	
		Position in running (margin)	-	3(3.6)	3(5.0)	3(4.4)	3(5.0)	3(4.2)	4(3.8)	2(1.2)	2(1.7)	2(1.6)		3.00
		Sectional time (s)	13.47	15.99	15.56	15.72	15.78	15.26	14.34	14.95	14.19	14.18		
		Cumulative time (s)	149.44	135.97	119.98	104.42	88.70	72.92	57.66	43.32	28.37	14.18	2:29.44	
		Speed (m/s)	13.37	12.51	12.85	12.72	12.67	13.11	13.95	13.38	14.09	14.10	13.25	
		Stride length (m)	6.14	5.96	6.15	6.16	6.16	6.00	6.26	6.01	6.11	6.24	6.12	
		Stride duration (s)	0.460	0.476	0.478	0.484	0.486	0.458	0.449	0.449	0.433	0.442	0.462	
		Stride efficiency (%)	58.86	55.45	59.04	59.21	59.20	56.24	61.29	56.46	58.24	60.88	58.44	
		Stride count	29.33	33.58	32.54	32.49	32.49	33.34	31.94	33.27	32.76	32.04	323.78	

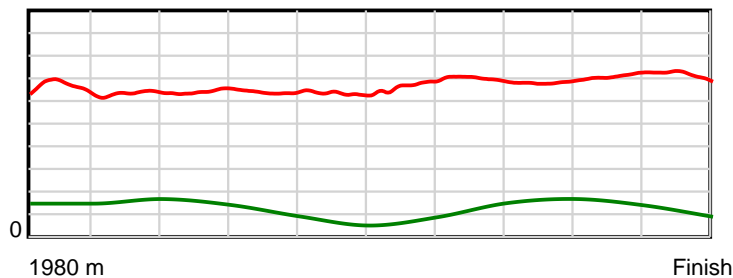
10 m Stride length



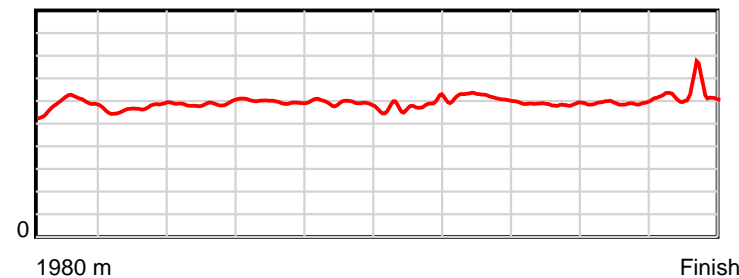
0.6 s Stride duration



20 m/sec Speed



100 % Stride efficiency



Note: Horizontal distance axis grid lines are 200m furlongs.

Disclaimer.

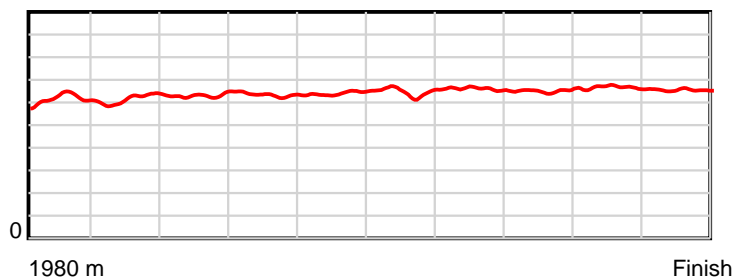
HRNZ and NZMTC and Thoroughbred Ratings Pty Ltd accepts no responsibility for the completeness or accuracy of any of the information contained herein, and makes no representations about its suitability for any particular purpose. Users should make their own judgements about those matters and/or seek independent advice. You assume all risks associated with use of the data provided on this page.

Race Results

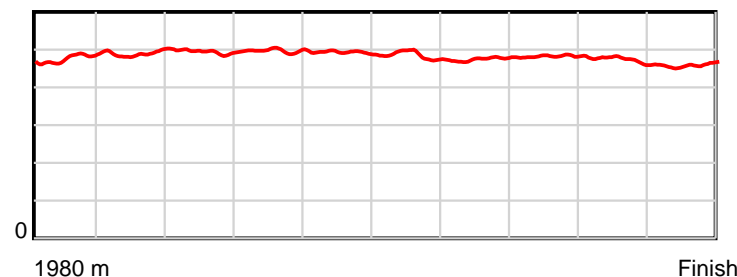
April 13, 2023, Race 5, MATT HARRISON CONSTRUCTION MOBILE TROT, Distance 1980m, Addington - Survey 1980m

Result	TAB no.	Horse (Barrier)	1980 to	1800m to	1600m to	1400m to	1200m to	1000m to	800m to	600m to	400m to	200m to	Total or	Margin
3rd	4	Spy Da Moment (4)	1800m	1600m	1400m	1200m	1000m	800m	600m	400m	200m	WP	Average	
		Position in running (margin)	-	5(7.3)	5(9.3)	5(8.5)	5(9.3)	5(5.9)	5(6.0)	4(2.9)	4(4.4)	4(4.5)		4.30
		Sectional time (s)	14.26	16.08	15.54	15.74	15.35	15.34	14.26	15.13	14.20	13.78		
		Cumulative time (s)	149.68	135.42	119.34	103.80	88.06	72.71	57.37	43.11	27.98	13.78	2:29.68	
		Speed (m/s)	12.63	12.44	12.87	12.71	13.03	13.04	14.03	13.22	14.08	14.51	13.23	
		Stride length (m)	6.14	6.09	6.37	6.32	6.42	6.32	6.66	6.37	6.65	6.67	6.40	
		Stride duration (s)	0.477	0.490	0.495	0.497	0.493	0.484	0.475	0.482	0.472	0.459	0.484	
		Stride efficiency (%)	58.86	58.05	63.32	62.44	64.35	62.39	69.35	63.47	69.12	69.42	63.95	
		Stride count	29.33	32.81	31.42	31.64	31.17	31.65	30.02	31.38	30.07	30.01	309.50	

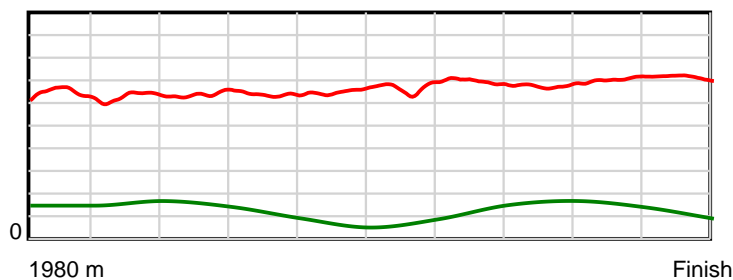
10 m Stride length



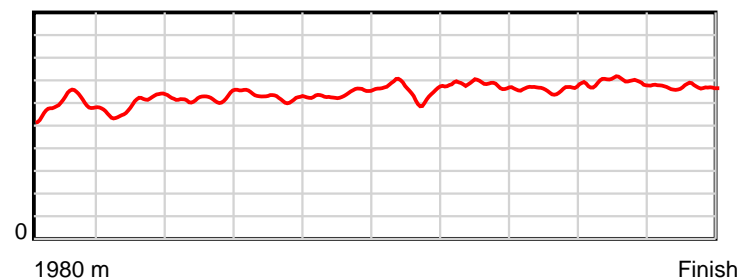
0.6 s Stride duration



20 m/sec Speed



100 % Stride efficiency



Note: Horizontal distance axis grid lines are 200m furlongs.

Disclaimer.

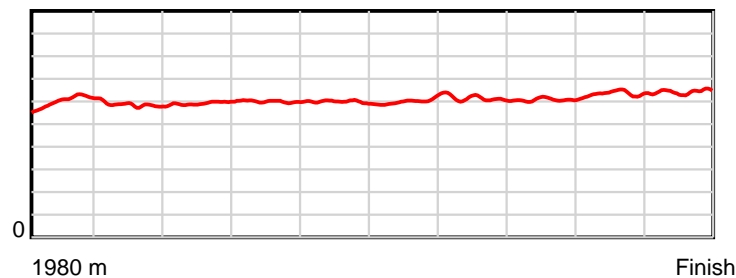
HRNZ and NZMTC and Thoroughbred Ratings Pty Ltd accepts no responsibility for the completeness or accuracy of any of the information contained herein, and makes no representations about its suitability for any particular purpose. Users should make their own judgements about those matters and/or seek independent advice. You assume all risks associated with use of the data provided on this page.

Race Results

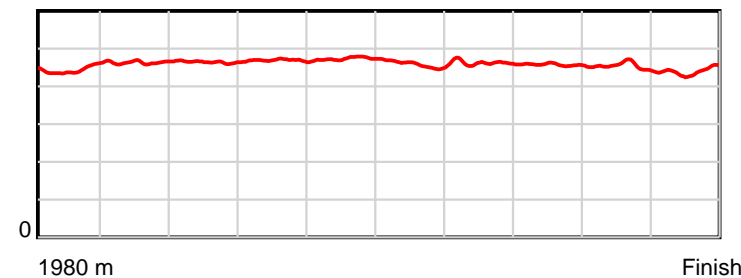
April 13, 2023, Race 5, MATT HARRISON CONSTRUCTION MOBILE TROT, Distance 1980m, Addington - Survey 1980m

Result	TAB no.	Horse (Barrier)	1980 to	1800m to	1600m to	1400m to	1200m to	1000m to	800m to	600m to	400m to	200m to	Total or	Margin
4th	1	Feel The Momen... (1)	1800m	1600m	1400m	1200m	1000m	800m	600m	400m	200m	WP	Average	
		Position in running (margin)	-	2(2.8)	2(2.6)	2(1.9)	2(2.6)	2(2.2)	3(2.5)	5(4.1)	5(4.5)	5(4.9)		4.50
		Sectional time (s)	13.55	15.73	15.55	15.72	15.86	15.36	15.05	14.93	14.26	13.72		
		Cumulative time (s)	149.73	136.18	120.45	104.90	89.18	73.32	57.96	42.91	27.98	13.72	2:29.73	
		Speed (m/s)	13.29	12.71	12.86	12.72	12.61	13.02	13.29	13.40	14.03	14.58	13.22	
		Stride length (m)	6.05	5.89	5.98	5.96	5.96	5.97	6.15	6.13	6.36	6.42	6.08	
		Stride duration (s)	0.444	0.463	0.465	0.469	0.473	0.459	0.463	0.457	0.453	0.440	0.460	
		Stride efficiency (%)	57.13	54.25	55.83	55.59	55.59	55.75	59.07	58.67	63.18	64.37	57.83	
		Stride count	29.77	33.94	33.46	33.53	33.53	33.48	32.53	32.64	31.45	31.16	325.49	

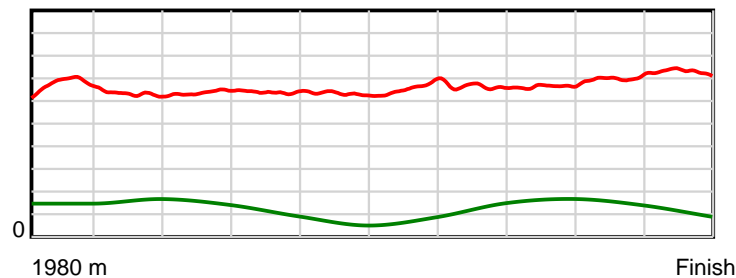
10 m Stride length



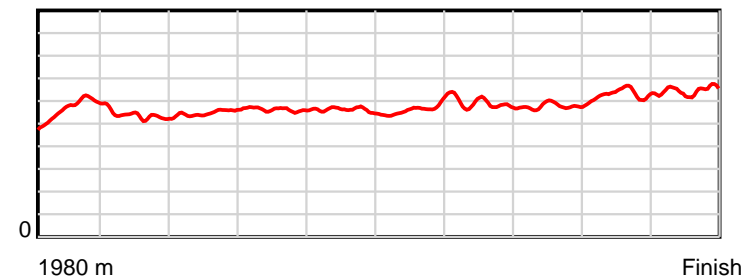
0.6 s Stride duration



20 m/sec Speed



100 % Stride efficiency



Note: Horizontal distance axis grid lines are 200m furlongs.

Disclaimer.

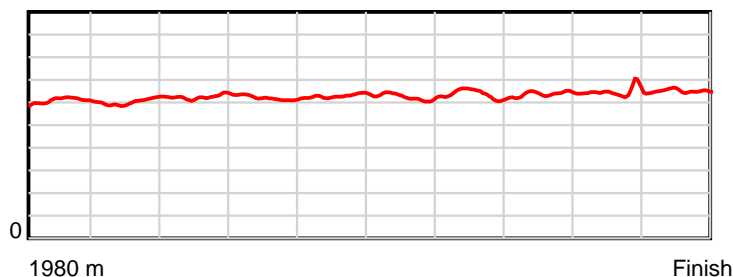
HRNZ and NZMTC and Thoroughbred Ratings Pty Ltd accepts no responsibility for the completeness or accuracy of any of the information contained herein, and makes no representations about its suitability for any particular purpose. Users should make their own judgements about those matters and/or seek independent advice. You assume all risks associated with use of the data provided on this page.

Race Results

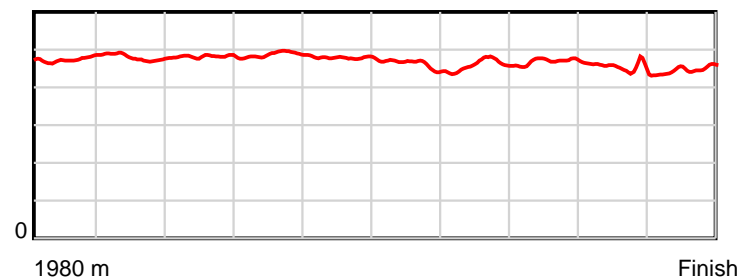
April 13, 2023, Race 5, MATT HARRISON CONSTRUCTION MOBILE TROT, Distance 1980m, Addington - Survey 1980m

Result	TAB no.	Horse (Barrier)	1980 to	1800m to	1600m to	1400m to	1200m to	1000m to	800m to	600m to	400m to	200m to	Total or	Margin
5th	6	Master Class (0)	1800m	1600m	1400m	1200m	1000m	800m	600m	400m	200m	WP	Average	
		Position in running (margin)	-	6(10.4)	6(12.3)	6(11.2)	6(12.9)	6(9.5)	6(7.4)	6(5.3)	6(5.5)	6(5.3)		5.30
		Sectional time (s)	14.71	16.08	15.47	15.89	15.35	14.97	14.44	14.90	14.17	13.90		
		Cumulative time (s)	149.88	135.17	119.09	103.62	87.73	72.38	57.41	42.97	28.07	13.90	2:29.88	
		Speed (m/s)	12.24	12.44	12.93	12.59	13.03	13.36	13.85	13.42	14.11	14.39	13.21	
		Stride length (m)	6.07	5.96	6.22	6.13	6.24	6.16	6.36	6.29	6.36	6.45	6.22	
		Stride duration (s)	0.473	0.479	0.481	0.487	0.479	0.461	0.459	0.468	0.451	0.448	0.471	
		Stride efficiency (%)	57.62	55.56	60.51	58.66	60.77	59.29	63.21	61.74	63.26	65.03	60.51	
		Stride count	29.64	33.54	32.14	32.64	32.07	32.47	31.45	31.82	31.43	31.00	318.20	

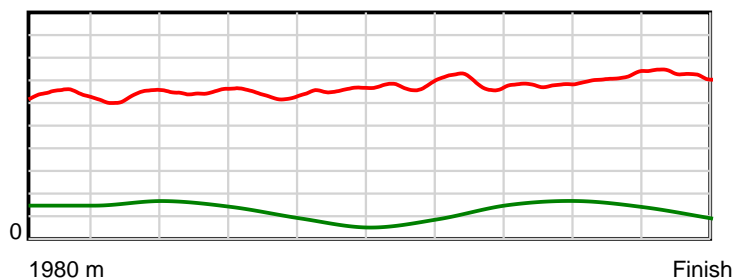
10 m Stride length



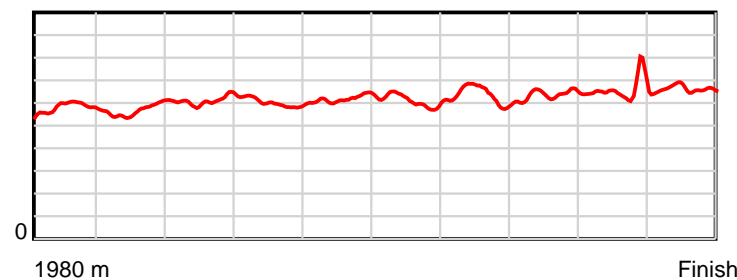
0.6 s Stride duration



20 m/sec Speed



100 % Stride efficiency



Note: Horizontal distance axis grid lines are 200m furlongs.

Disclaimer.

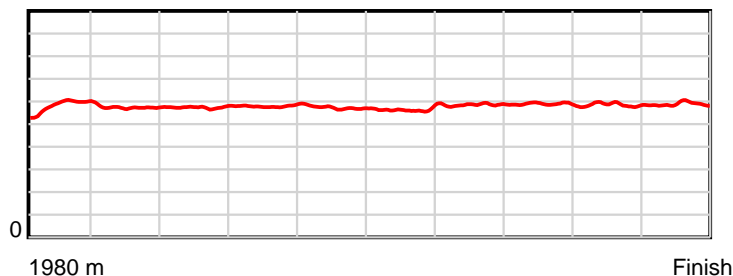
HRNZ and NZMTC and Thoroughbred Ratings Pty Ltd accepts no responsibility for the completeness or accuracy of any of the information contained herein, and makes no representations about its suitability for any particular purpose. Users should make their own judgements about those matters and/or seek independent advice. You assume all risks associated with use of the data provided on this page.

Race Results

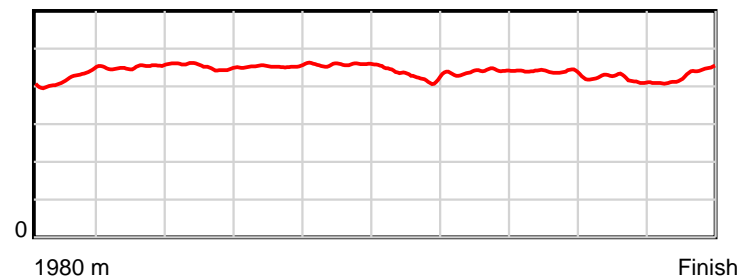
April 13, 2023, Race 5, MATT HARRISON CONSTRUCTION MOBILE TROT, Distance 1980m, Addington - Survey 1980m

Result	TAB no.	Horse (Barrier)	1980 to	1800m to	1600m to	1400m to	1200m to	1000m to	800m to	600m to	400m to	200m to	Total or	Margin
6th	2	Silverlinings (2)	1800m	1600m	1400m	1200m	1000m	800m	600m	400m	200m	WP	Average	
		Position in running (margin)	-	1(0.0)	1(0.0)	1(0.0)	1(0.0)	1(0.0)	2(0.4)	3(1.7)	3(2.5)	3(3.0)		7.90
		Sectional time (s)	12.99	15.76	15.66	15.60	15.92	15.38	15.01	14.99	14.29	14.77		
		Cumulative time (s)	150.37	137.38	121.62	105.96	90.36	74.44	59.06	44.05	29.06	14.77	2:30.37	
		Speed (m/s)	13.86	12.69	12.77	12.82	12.56	13.00	13.32	13.34	14.00	13.54	13.17	
		Stride length (m)	5.85	5.73	5.78	5.80	5.75	5.61	5.85	5.86	5.88	5.82	5.79	
		Stride duration (s)	0.421	0.451	0.453	0.453	0.458	0.431	0.439	0.440	0.420	0.430	0.440	
		Stride efficiency (%)	53.41	51.27	52.22	52.65	51.71	49.18	53.46	53.74	54.04	52.98	52.43	
		Stride count	30.79	34.92	34.60	34.46	34.77	35.65	34.19	34.10	34.01	34.35	341.84	

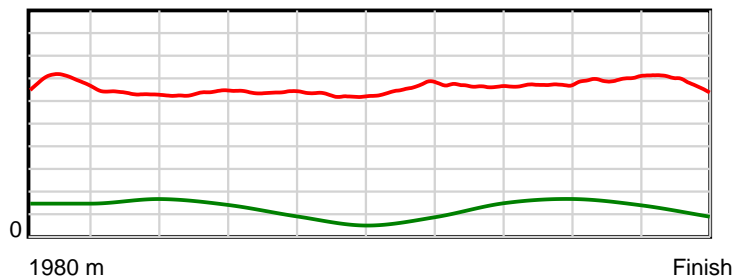
10 m Stride length



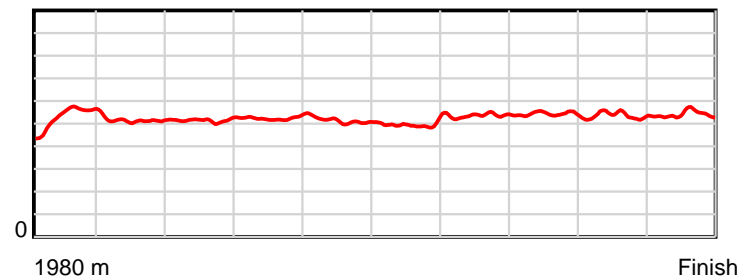
0.6 s Stride duration



20 m/sec Speed



100 % Stride efficiency



Note: Horizontal distance axis grid lines are 200m furlongs.

Disclaimer.

HRNZ and NZMTC and Thoroughbred Ratings Pty Ltd accepts no responsibility for the completeness or accuracy of any of the information contained herein, and makes no representations about its suitability for any particular purpose. Users should make their own judgements about those matters and/or seek independent advice. You assume all risks associated with use of the data provided on this page.



Race Results



April 13, 2023, Race 6, HYDROFLOW HANDICAP TROT, Distance 2600m, Addington - Survey 3200m

Result	TAB no.	Horse (Barrier)	2600 to	2400m to
1st	6	I Dream Of Jea... (2)	2400m	2200m
		Position in running (margin)	-	6(13.6)
		Sectional time (s)	19.25	15.46
		Cumulative time (s)	198.92	179.67
		Speed (m/s)	10.39	12.94
		Stride length (m)	5.96	6.40
		Stride duration (s)	0.487	0.494
		Stride efficiency (%)	55.44	63.94
		Stride count	33.58	31.27

Disclaimer.

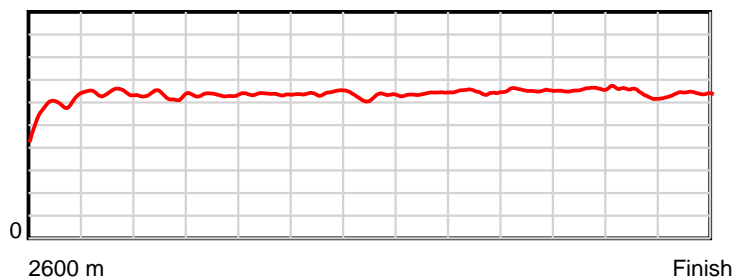
HRNZ and NZMTC and Thoroughbred Ratings Pty Ltd accepts no responsibility for the completeness or accuracy of any of the information contained herein, and makes no representations about its suitability for any particular purpose. Users should make their own judgements about those matters and/or seek independent advice. You assume all risks associated with use of the data provided on this page.

Race Results

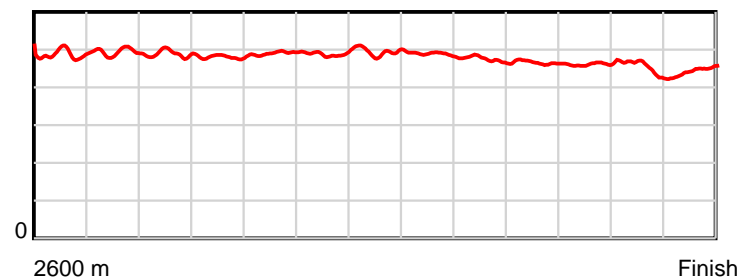
April 13, 2023, Race 6, HYDROFLOW HANDICAP TROT, Distance 2600m, Addington - Survey 3200m

Result	TAB no.	Horse (Barrier)	2200m to	2000m to	1800m to	1600m to	1400m to	1200m to	1000m to	800m to	600m to	400m to	200m to	Total or	Margin
1st	6	I Dream Of Jea... (2)	2000m	1800m	1600m	1400m	1200m	1000m	800m	600m	400m	200m	WP	Average	
		Position in running (margin)	5(16.7)	5(17.5)	5(15.3)	5(12.8)	5(8.6)	5(7.5)	5(7.1)	5(4.6)	4(2.9)	3(1.9)	3(0.5)		0.00
		Sectional time (s)	15.37	15.14	15.40	15.34	15.75	15.50	14.82	14.22	14.32	14.32	14.03		
		Cumulative time (s)	164.21	148.84	133.70	118.30	102.96	87.21	71.71	56.89	42.67	28.35	14.03	3:18.92	
		Speed (m/s)	13.01	13.21	12.99	13.04	12.70	12.90	13.50	14.06	13.97	13.97	14.26	13.07	
		Stride length (m)	6.36	6.34	6.37	6.37	6.29	6.30	6.39	6.56	6.45	6.28	6.35	6.34	
		Stride duration (s)	0.489	0.480	0.490	0.489	0.495	0.488	0.474	0.466	0.462	0.450	0.445	0.485	
		Stride efficiency (%)	63.17	62.90	63.43	63.38	61.82	62.06	63.81	67.21	64.99	61.62	63.02	62.75	
		Stride count	31.46	31.52	31.39	31.40	31.80	31.74	31.30	30.50	31.01	31.85	31.49	410.31	

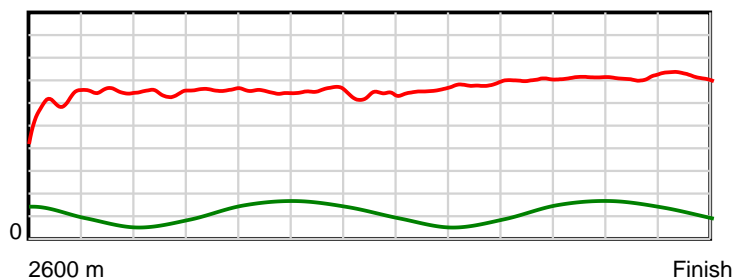
10 m Stride length



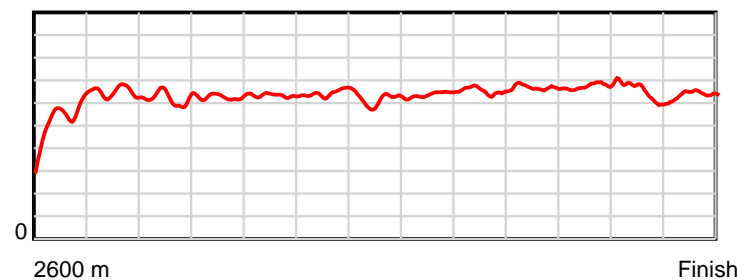
0.6 s Stride duration



20 m/sec Speed



100 % Stride efficiency



Note: Horizontal distance axis grid lines are 200m furlongs.

Disclaimer.

HRNZ and NZMTC and Thoroughbred Ratings Pty Ltd accepts no responsibility for the completeness or accuracy of any of the information contained herein, and makes no representations about its suitability for any particular purpose. Users should make their own judgements about those matters and/or seek independent advice. You assume all risks associated with use of the data provided on this page.



Race Results



April 13, 2023, Race 6, HYDROFLOW HANDICAP TROT, Distance 2600m, Addington - Survey 3200m

Result	TAB no.	Horse (Barrier)	2600 to	2400m to
2nd	7	Sioux Princess (0)	2400m	2200m
		Position in running (margin)	-	7(16.8)
		Sectional time (s)	19.81	15.25
		Cumulative time (s)	199.02	179.21
		Speed (m/s)	10.09	13.11
		Stride length (m)	5.46	5.79
		Stride duration (s)	0.447	0.441
		Stride efficiency (%)	46.53	52.37
		Stride count	36.65	34.55

Disclaimer.

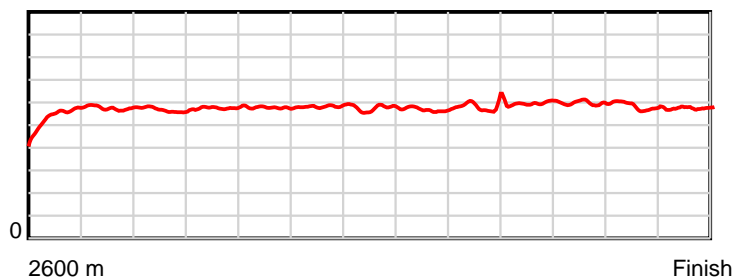
HRNZ and NZMTC and Thoroughbred Ratings Pty Ltd accepts no responsibility for the completeness or accuracy of any of the information contained herein, and makes no representations about its suitability for any particular purpose. Users should make their own judgements about those matters and/or seek independent advice. You assume all risks associated with use of the data provided on this page.

Race Results

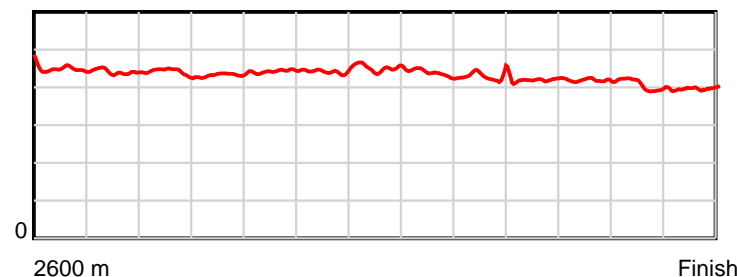
April 13, 2023, Race 6, HYDROFLOW HANDICAP TROT, Distance 2600m, Addington - Survey 3200m

Result	TAB no.	Horse (Barrier)	2200m to	2000m to	1800m to	1600m to	1400m to	1200m to	1000m to	800m to	600m to	400m to	200m to	Total or	Margin
2nd	7	Sioux Princess (0)	2000m	1800m	1600m	1400m	1200m	1000m	800m	600m	400m	200m	WP	Average	
		Position in running (margin)	6(18.7)	6(20.8)	6(17.9)	6(15.9)	6(10.6)	6(9.3)	6(9.0)	6(7.1)	6(4.6)	6(4.5)	5(2.1)		0.50
		Sectional time (s)	15.60	15.01	15.49	15.15	15.72	15.53	14.91	14.08	14.48	14.16	13.83		
		Cumulative time (s)	163.96	148.36	133.35	117.86	102.71	86.99	71.46	56.55	42.47	27.99	13.83	3:19.02	
		Speed (m/s)	12.82	13.32	12.91	13.20	12.72	12.88	13.41	14.20	13.81	14.12	14.46	13.06	
		Stride length (m)	5.66	5.75	5.72	5.84	5.75	5.63	5.75	5.95	5.78	5.72	5.73	5.73	
		Stride duration (s)	0.441	0.432	0.443	0.442	0.452	0.438	0.429	0.419	0.419	0.405	0.397	0.439	
		Stride efficiency (%)	49.99	51.75	51.07	53.32	51.74	49.58	51.63	55.41	52.24	51.13	51.38	51.34	
		Stride count	35.36	34.75	34.99	34.24	34.76	35.50	34.79	33.59	34.59	34.97	34.88	453.62	

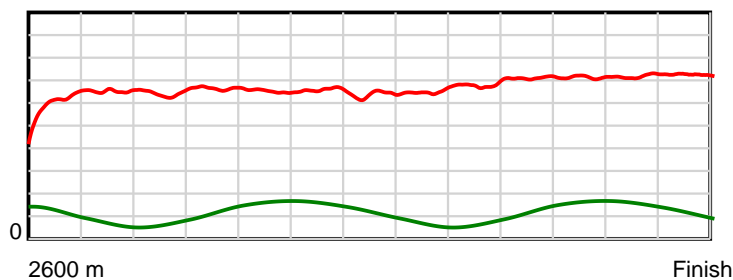
10 m Stride length



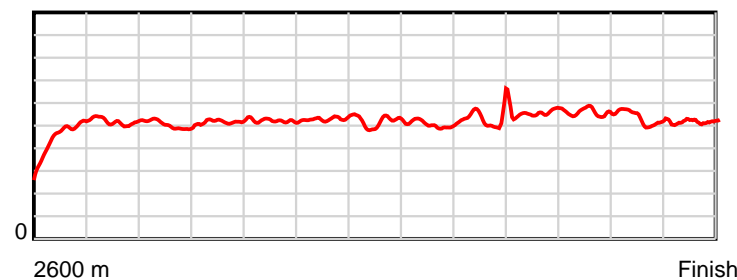
0.6 s Stride duration



20 m/sec Speed



100 % Stride efficiency



Note: Horizontal distance axis grid lines are 200m furlongs.

Disclaimer.

HRNZ and NZMTC and Thoroughbred Ratings Pty Ltd accepts no responsibility for the completeness or accuracy of any of the information contained herein, and makes no representations about its suitability for any particular purpose. Users should make their own judgements about those matters and/or seek independent advice. You assume all risks associated with use of the data provided on this page.



Race Results



April 13, 2023, Race 6, HYDROFLOW HANDICAP TROT, Distance 2600m, Addington - Survey 3200m

Result	TAB no.	Horse (Barrier)	2600 to	2400m to
3rd	3	Tu Tangata (6)	2400m	2200m
		Position in running (margin)	-	4(10.6)
		Sectional time (s)	18.80	16.54
		Cumulative time (s)	199.16	180.36
		Speed (m/s)	10.64	12.09
		Stride length (m)	5.11	5.49
		Stride duration (s)	0.465	0.454
		Stride efficiency (%)	40.86	47.07
		Stride count	39.11	36.44

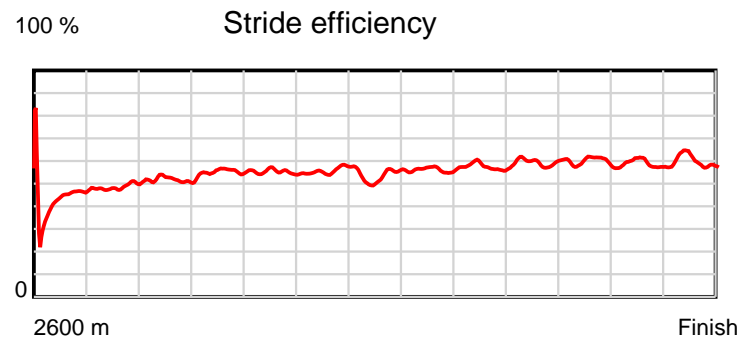
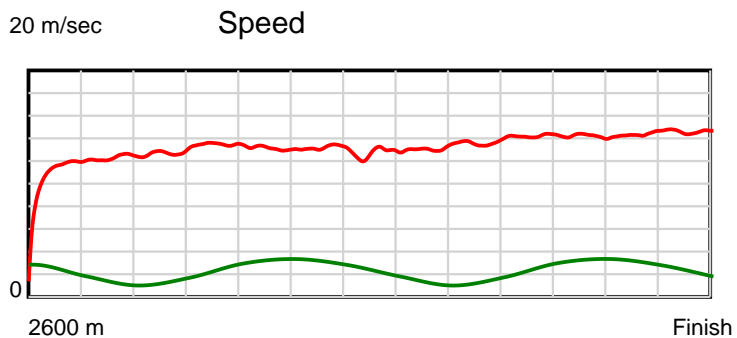
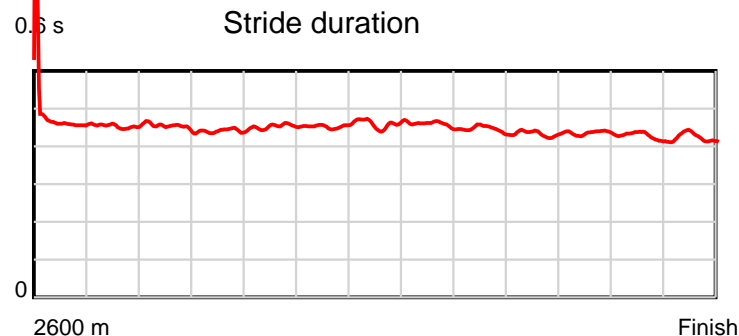
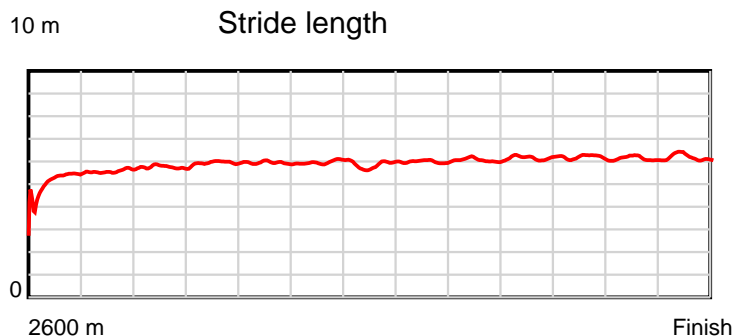
Disclaimer.

HRNZ and NZMTC and Thoroughbred Ratings Pty Ltd accepts no responsibility for the completeness or accuracy of any of the information contained herein, and makes no representations about its suitability for any particular purpose. Users should make their own judgements about those matters and/or seek independent advice. You assume all risks associated with use of the data provided on this page.

Race Results

April 13, 2023, Race 6, HYDROFLOW HANDICAP TROT, Distance 2600m, Addington - Survey 3200m

Result	TAB no.	Horse (Barrier)	2200m to	2000m to	1800m to	1600m to	1400m to	1200m to	1000m to	800m to	600m to	400m to	200m to	Total or	Margin
3rd	3	Tu Tangata (6)	2000m	1800m	1600m	1400m	1200m	1000m	800m	600m	400m	200m	WP	Average	
		Position in running (margin)	7(20.3)	7(23.9)	7(20.1)	7(17.6)	7(12.6)	7(11.6)	7(11.0)	7(9.3)	7(6.7)	7(6.1)	7(3.5)		1.30
		Sectional time (s)	15.86	14.86	15.41	15.21	15.76	15.48	14.95	14.06	14.40	14.13	13.70		
		Cumulative time (s)	163.82	147.96	133.10	117.69	102.48	86.72	71.24	56.29	42.23	27.83	13.70	3:19.16	
		Speed (m/s)	12.61	13.46	12.98	13.15	12.69	12.92	13.38	14.22	13.89	14.15	14.60	13.05	
		Stride length (m)	5.72	5.94	5.88	5.96	5.85	5.92	5.95	6.17	6.04	6.03	6.18	5.85	
		Stride duration (s)	0.454	0.441	0.453	0.453	0.461	0.458	0.445	0.434	0.435	0.426	0.423	0.448	
		Stride efficiency (%)	51.14	55.14	53.96	55.46	53.45	54.80	55.39	59.52	57.05	56.81	59.59	53.48	
		Stride count	34.96	33.67	34.04	33.57	34.20	33.77	33.59	32.41	33.10	33.17	32.39	444.42	



Note: Horizontal distance axis grid lines are 200m furlongs.

Disclaimer.

HRNZ and NZMTC and Thoroughbred Ratings Pty Ltd accepts no responsibility for the completeness or accuracy of any of the information contained herein, and makes no representations about its suitability for any particular purpose. Users should make their own judgements about those matters and/or seek independent advice. You assume all risks associated with use of the data provided on this page.



Race Results



April 13, 2023, Race 6, HYDROFLOW HANDICAP TROT, Distance 2600m, Addington - Survey 3200m

Result	TAB no.	Horse (Barrier)	2600 to	2400m to
4th	4	Zsa Zoe (1)	2400m	2200m
		Position in running (margin)	-	3(9.0)
		Sectional time (s)	18.53	15.43
		Cumulative time (s)	199.17	180.64
		Speed (m/s)	10.79	12.96
		Stride length (m)	8.84	6.75
		Stride duration (s)	0.748	0.521
		Stride efficiency (%)	122.02	71.27
		Stride count	22.63	29.61

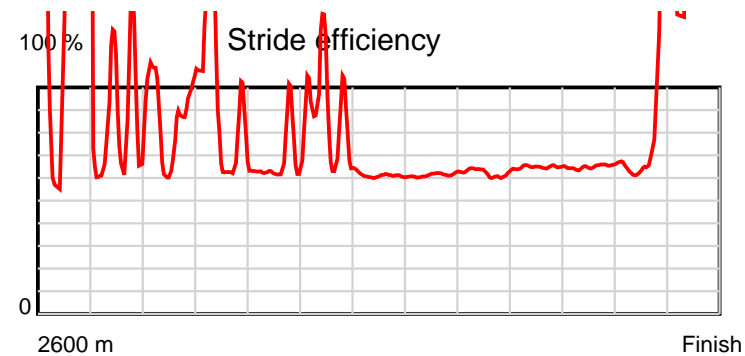
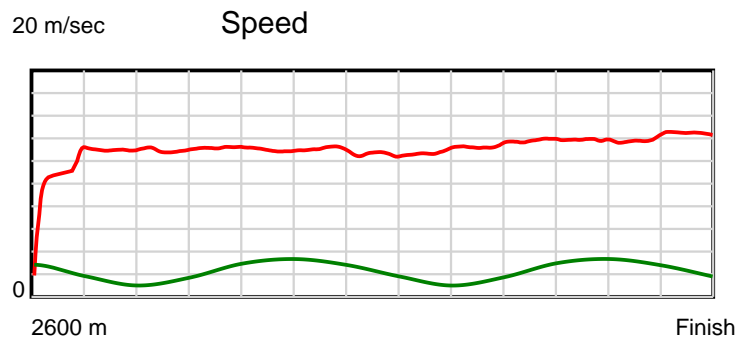
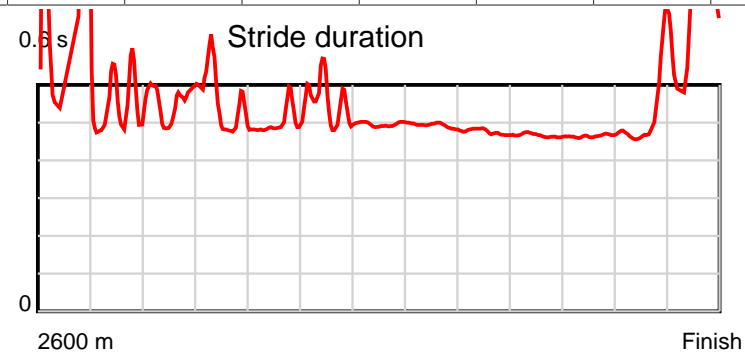
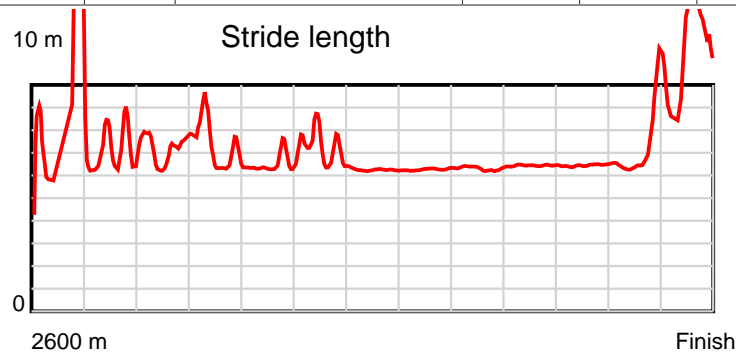
Disclaimer.

HRNZ and NZMTC and Thoroughbred Ratings Pty Ltd accepts no responsibility for the completeness or accuracy of any of the information contained herein, and makes no representations about its suitability for any particular purpose. Users should make their own judgements about those matters and/or seek independent advice. You assume all risks associated with use of the data provided on this page.

Race Results

April 13, 2023, Race 6, HYDROFLOW HANDICAP TROT, Distance 2600m, Addington - Survey 3200m

Result	TAB no.	Horse (Barrier)	2200m to	2000m to	1800m to	1600m to	1400m to	1200m to	1000m to	800m to	600m to	400m to	200m to	Total or	Margin
4th	4	Zsa Zoe (1)	2000m	1800m	1600m	1400m	1200m	1000m	800m	600m	400m	200m	WP	Average	
		Position in running (margin)	3(11.9)	3(13.6)	3(11.6)	3(9.6)	3(5.1)	3(4.5)	3(4.9)	4(4.1)	5(3.7)	5(3.8)	6(2.5)		1.30
		Sectional time (s)	15.53	15.15	15.49	15.29	15.83	15.65	15.10	14.44	14.51	14.34	13.88		
		Cumulative time (s)	165.21	149.68	134.53	119.04	103.75	87.92	72.27	57.17	42.73	28.22	13.88	3:19.17	
		Speed (m/s)	12.88	13.20	12.91	13.08	12.63	12.78	13.25	13.85	13.78	13.95	14.41	13.05	
		Stride length (m)	6.77	6.67	6.37	6.85	6.26	6.29	6.29	6.45	6.41	7.13	8.19	6.80	
		Stride duration (s)	0.526	0.505	0.494	0.524	0.496	0.492	0.475	0.466	0.465	0.511	0.568	0.521	
		Stride efficiency (%)	71.69	69.55	63.49	73.39	61.32	61.80	61.74	65.05	64.13	79.37	104.77	72.18	
		Stride count	29.53	29.98	31.38	29.18	31.93	31.80	31.82	31.00	31.22	28.06	24.43	382.57	



Note: Horizontal distance axis grid lines are 200m furlongs.

Disclaimer.

HRNZ and NZMTC and Thoroughbred Ratings Pty Ltd accepts no responsibility for the completeness or accuracy of any of the information contained herein, and makes no representations about its suitability for any particular purpose. Users should make their own judgements about those matters and/or seek independent advice. You assume all risks associated with use of the data provided on this page.



Race Results



April 13, 2023, Race 6, HYDROFLOW HANDICAP TROT, Distance 2600m, Addington - Survey 3200m

Result	TAB no.	Horse (Barrier)	2600 to	2400m to
5th	5	The Bloss (4)	2400m	2200m
		Position in running (margin)	-	5(11.4)
		Sectional time (s)	18.85	15.36
		Cumulative time (s)	199.67	180.82
		Speed (m/s)	10.61	13.02
		Stride length (m)	5.48	5.99
		Stride duration (s)	0.469	0.460
		Stride efficiency (%)	46.91	56.04
		Stride count	36.50	33.40

Disclaimer.

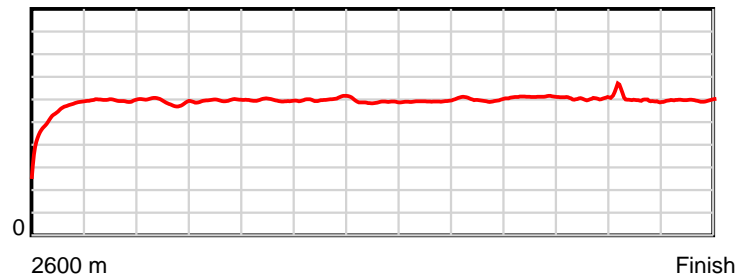
HRNZ and NZMTC and Thoroughbred Ratings Pty Ltd accepts no responsibility for the completeness or accuracy of any of the information contained herein, and makes no representations about its suitability for any particular purpose. Users should make their own judgements about those matters and/or seek independent advice. You assume all risks associated with use of the data provided on this page.

Race Results

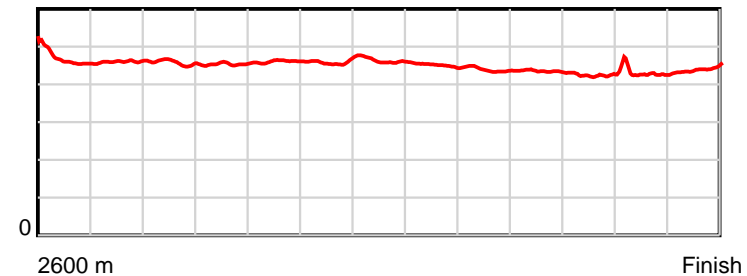
April 13, 2023, Race 6, HYDROFLOW HANDICAP TROT, Distance 2600m, Addington - Survey 3200m

Result	TAB no.	Horse (Barrier)	2200m to	2000m to	1800m to	1600m to	1400m to	1200m to	1000m to	800m to	600m to	400m to	200m to	Total or	Margin
5th	5	The Bloss (4)	2000m	1800m	1600m	1400m	1200m	1000m	800m	600m	400m	200m	WP	Average	
		Position in running (margin)	4(13.9)	4(15.6)	4(13.5)	4(11.8)	4(7.0)	4(5.5)	4(5.0)	3(2.9)	2(1.3)	2(0.6)	1(0.0)		3.90
		Sectional time (s)	15.53	15.14	15.53	15.24	15.69	15.48	14.90	14.22	14.38	14.46	14.89		
		Cumulative time (s)	165.46	149.93	134.79	119.26	104.02	88.33	72.85	57.95	43.73	29.35	14.89	3:19.67	
		Speed (m/s)	12.88	13.21	12.88	13.12	12.75	12.92	13.42	14.06	13.91	13.83	13.43	13.02	
		Stride length (m)	5.90	5.99	5.93	6.02	5.91	5.83	5.89	6.12	5.90	5.95	5.93	5.91	
		Stride duration (s)	0.458	0.453	0.461	0.459	0.463	0.451	0.439	0.435	0.424	0.430	0.441	0.454	
		Stride efficiency (%)	54.30	56.08	54.98	56.69	54.50	53.11	54.28	58.50	54.31	55.29	54.92	54.50	
		Stride count	33.93	33.38	33.72	33.21	33.87	34.31	33.94	32.69	33.93	33.62	33.74	440.24	

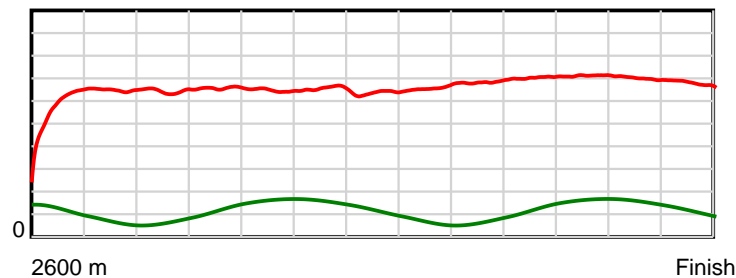
10 m Stride length



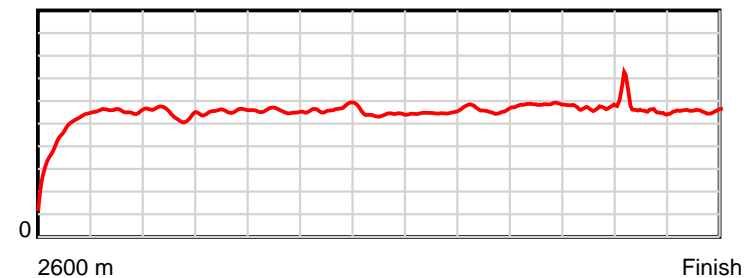
0.6 s Stride duration



20 m/sec Speed



100 % Stride efficiency



Note: Horizontal distance axis grid lines are 200m furlongs.

Disclaimer.

HRNZ and NZMTC and Thoroughbred Ratings Pty Ltd accepts no responsibility for the completeness or accuracy of any of the information contained herein, and makes no representations about its suitability for any particular purpose. Users should make their own judgements about those matters and/or seek independent advice. You assume all risks associated with use of the data provided on this page.



Race Results



April 13, 2023, Race 6, HYDROFLOW HANDICAP TROT, Distance 2600m, Addington - Survey 3200m

Result	TAB no.	Horse (Barrier)	2600 to	2400m to
6th	1	Musclynn (3)	2400m	2200m
		Position in running (margin)	-	2(6.4)
		Sectional time (s)	17.94	15.40
		Cumulative time (s)	200.00	182.06
		Speed (m/s)	11.15	12.99
		Stride length (m)	5.13	5.84
		Stride duration (s)	0.453	0.450
		Stride efficiency (%)	41.18	53.35
		Stride count	38.96	34.23

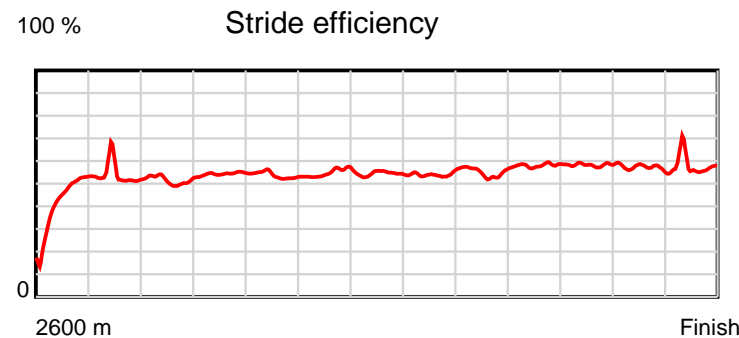
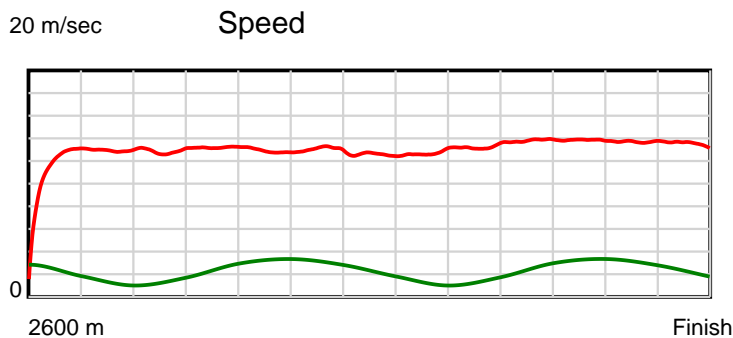
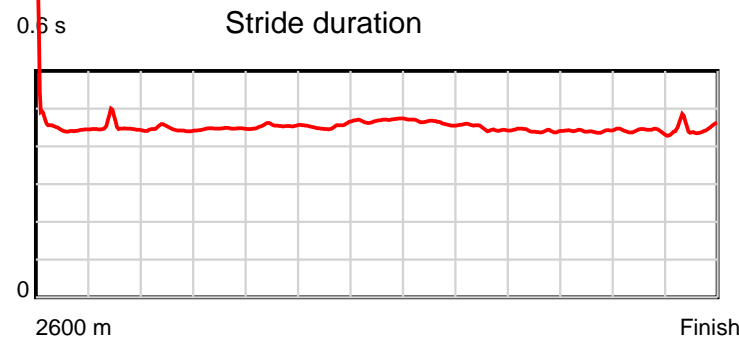
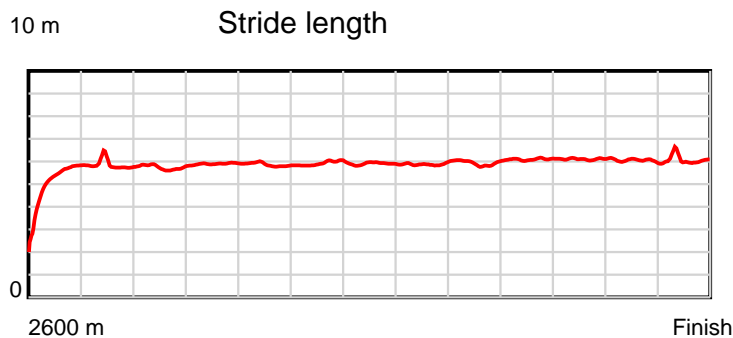
Disclaimer.

HRNZ and NZMTC and Thoroughbred Ratings Pty Ltd accepts no responsibility for the completeness or accuracy of any of the information contained herein, and makes no representations about its suitability for any particular purpose. Users should make their own judgements about those matters and/or seek independent advice. You assume all risks associated with use of the data provided on this page.

Race Results

April 13, 2023, Race 6, HYDROFLOW HANDICAP TROT, Distance 2600m, Addington - Survey 3200m

Result	TAB no.	Horse (Barrier)	2200m to	2000m to	1800m to	1600m to	1400m to	1200m to	1000m to	800m to	600m to	400m to	200m to	Total or	Margin
6th	1	Musclynn (3)	2000m	1800m	1600m	1400m	1200m	1000m	800m	600m	400m	200m	WP	Average	
		Position in running (margin)	2(9.3)	2(11.2)	2(9.2)	2(7.4)	2(2.8)	2(2.2)	2(3.0)	2(2.3)	3(1.9)	4(2.1)	4(1.7)		5.60
		Sectional time (s)	15.58	15.15	15.52	15.28	15.83	15.71	15.12	14.44	14.53	14.48	15.02		
		Cumulative time (s)	166.66	151.08	135.93	120.41	105.13	89.30	73.59	58.47	44.03	29.50	15.02	3:20.00	
		Speed (m/s)	12.84	13.20	12.89	13.09	12.63	12.73	13.23	13.85	13.76	13.81	13.32	13.00	
		Stride length (m)	5.72	5.90	5.85	5.94	5.93	5.90	5.93	6.11	6.06	6.09	5.97	5.87	
		Stride duration (s)	0.446	0.447	0.454	0.454	0.469	0.463	0.449	0.441	0.441	0.441	0.449	0.451	
		Stride efficiency (%)	51.13	54.40	53.54	55.09	54.95	54.41	55.02	58.43	57.48	57.92	55.78	53.77	
		Stride count	34.96	33.90	34.17	33.68	33.73	33.89	33.71	32.71	32.98	32.85	33.47	443.24	



Note: Horizontal distance axis grid lines are 200m furlongs.

Disclaimer.

HRNZ and NZMTC and Thoroughbred Ratings Pty Ltd accepts no responsibility for the completeness or accuracy of any of the information contained herein, and makes no representations about its suitability for any particular purpose. Users should make their own judgements about those matters and/or seek independent advice. You assume all risks associated with use of the data provided on this page.



Race Results



April 13, 2023, Race 6, HYDROFLOW HANDICAP TROT, Distance 2600m, Addington - Survey 3200m

Result	TAB no.	Horse (Barrier)	2600 to	2400m to
7th	2	Prince Teka (5)	2400m	2200m
		Position in running (margin)	-	1(0.0)
		Sectional time (s)	17.08	14.93
		Cumulative time (s)	200.30	183.22
		Speed (m/s)	11.71	13.40
		Stride length (m)	5.45	5.98
		Stride duration (s)	0.462	0.446
		Stride efficiency (%)	46.34	55.79
		Stride count	36.73	33.47

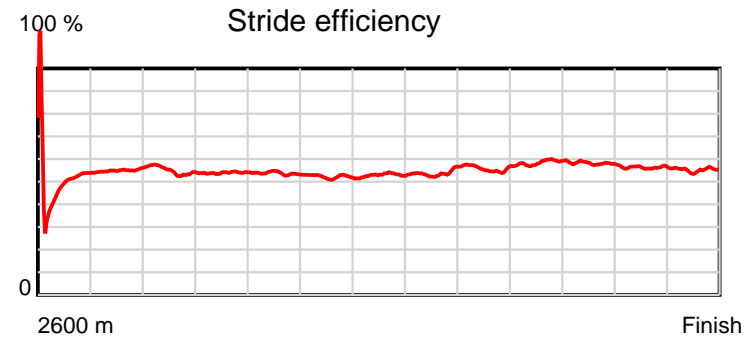
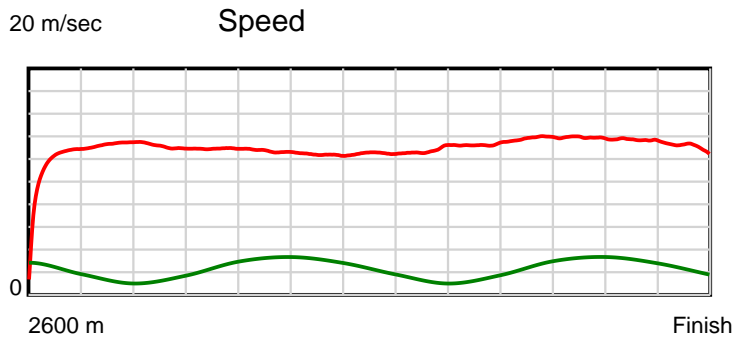
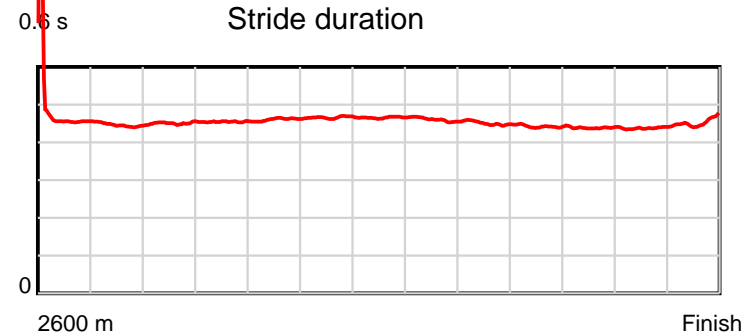
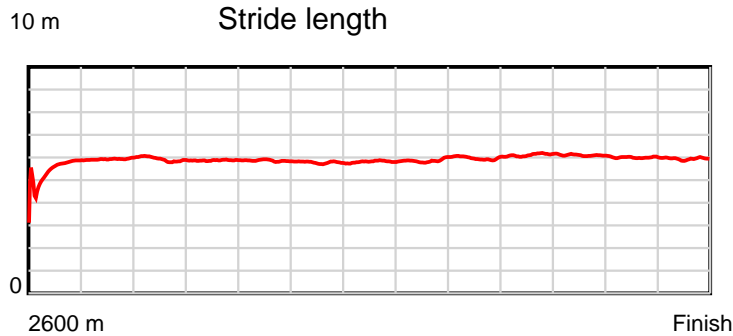
Disclaimer.

HRNZ and NZMTC and Thoroughbred Ratings Pty Ltd accepts no responsibility for the completeness or accuracy of any of the information contained herein, and makes no representations about its suitability for any particular purpose. Users should make their own judgements about those matters and/or seek independent advice. You assume all risks associated with use of the data provided on this page.

Race Results

April 13, 2023, Race 6, HYDROFLOW HANDICAP TROT, Distance 2600m, Addington - Survey 3200m

Result	TAB no.	Horse (Barrier)	2200m to	2000m to	1800m to	1600m to	1400m to	1200m to	1000m to	800m to	600m to	400m to	200m to	Total or	Margin
7th	2	Prince Teka (5)	2000m	1800m	1600m	1400m	1200m	1000m	800m	600m	400m	200m	WP	Average	
		Position in running (margin)	1(0.0)	1(0.0)	1(0.0)	1(0.0)	1(0.0)	1(0.0)	1(0.0)	1(0.0)	1(0.0)	1(0.0)	2(0.1)		7.20
		Sectional time (s)	15.26	15.49	15.81	16.04	15.94	15.57	15.24	14.50	14.50	14.57	15.37		
		Cumulative time (s)	168.29	153.03	137.54	121.73	105.69	89.75	74.18	58.94	44.44	29.94	15.37	3:20.30	
		Speed (m/s)	13.11	12.91	12.65	12.47	12.55	12.85	13.12	13.79	13.79	13.73	13.01	12.98	
		Stride length (m)	5.91	5.87	5.83	5.81	5.85	5.92	5.92	6.10	6.05	6.01	5.92	5.89	
		Stride duration (s)	0.451	0.455	0.461	0.466	0.466	0.461	0.451	0.443	0.439	0.438	0.455	0.454	
		Stride efficiency (%)	54.53	53.83	53.04	52.74	53.39	54.70	54.69	58.21	57.24	56.40	54.84	54.17	
		Stride count	33.86	34.08	34.33	34.43	34.21	33.81	33.81	32.77	33.05	33.29	33.76	441.60	



Note: Horizontal distance axis grid lines are 200m furlongs.

Disclaimer.

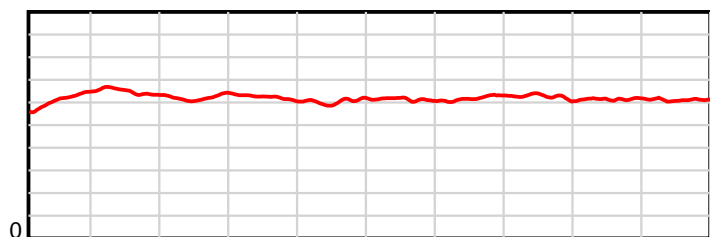
HRNZ and NZMTC and Thoroughbred Ratings Pty Ltd accepts no responsibility for the completeness or accuracy of any of the information contained herein, and makes no representations about its suitability for any particular purpose. Users should make their own judgements about those matters and/or seek independent advice. You assume all risks associated with use of the data provided on this page.

Race Results

April 13, 2023, Race 7, TK PLASTERING MOBILE PACE, Distance 1980m, Addington - Survey 1980m

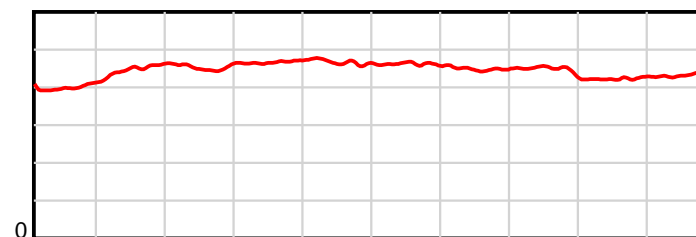
Result	TAB no.	Horse (Barrier)	1980 to	1800m to	1600m to	1400m to	1200m to	1000m to	800m to	600m to	400m to	200m to	Total or	Margin
1st	3	Stunin Star (4)	1800m	1600m	1400m	1200m	1000m	800m	600m	400m	200m	WP	Average	
		Position in running (margin)	-	1(0.0)	1(0.0)	2(1.8)	2(2.7)	2(2.2)	2(1.3)	2(0.9)	2(1.2)	1(0.0)		0.00
		Sectional time (s)	11.62	14.14	14.61	15.16	15.31	15.08	14.52	14.55	14.12	14.20		
		Cumulative time (s)	143.31	131.69	117.55	102.94	87.78	72.47	57.39	42.87	28.32	14.20	2:23.31	
		Speed (m/s)	15.49	14.14	13.69	13.19	13.06	13.26	13.77	13.75	14.16	14.08	13.82	
		Stride length (m)	6.19	6.35	6.21	6.16	6.10	6.12	6.18	6.14	5.99	6.15	6.16	
		Stride duration (s)	0.400	0.449	0.453	0.467	0.467	0.462	0.449	0.447	0.423	0.437	0.446	
		Stride efficiency (%)	59.94	62.98	60.18	59.28	58.12	58.57	59.69	58.91	56.14	59.15	59.26	
		Stride count	29.06	31.50	32.23	32.47	32.79	32.67	32.36	32.57	33.37	32.51	321.53	

10 m Stride length



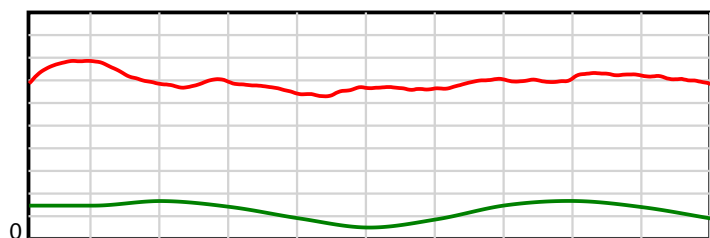
1980 m Finish

0.6 s Stride duration



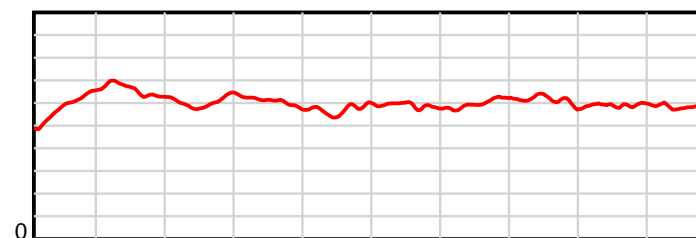
1980 m Finish

20 m/sec Speed



1980 m Finish

100 % Stride efficiency



1980 m Finish

Note: Horizontal distance axis grid lines are 200m furlongs.

Disclaimer.

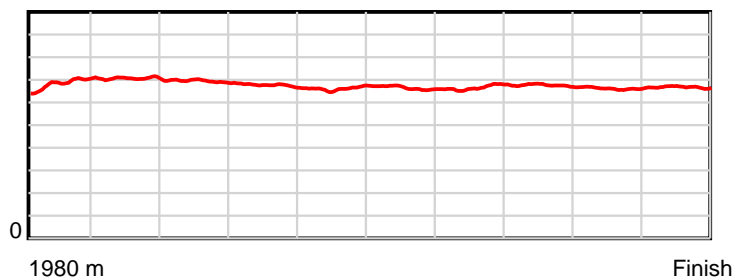
HRNZ and NZMTC and Thoroughbred Ratings Pty Ltd accepts no responsibility for the completeness or accuracy of any of the information contained herein, and makes no representations about its suitability for any particular purpose. Users should make their own judgements about those matters and/or seek independent advice. You assume all risks associated with use of the data provided on this page.

Race Results

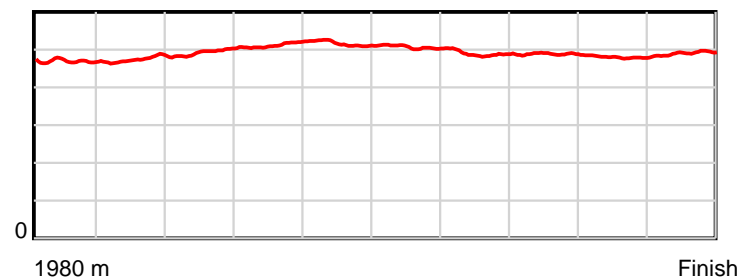
April 13, 2023, Race 7, TK PLASTERING MOBILE PACE, Distance 1980m, Addington - Survey 1980m

Result	TAB no.	Horse (Barrier)	1980 to	1800m to	1600m to	1400m to	1200m to	1000m to	800m to	600m to	400m to	200m to	Total or	Margin
2nd	7	King Arthur (8)	1800m	1600m	1400m	1200m	1000m	800m	600m	400m	200m	WP	Average	
		Position in running (margin)	-	4(3.5)	2(0.6)	1(0.0)	1(0.0)	1(0.0)	1(0.0)	1(0.0)	1(0.0)	2(0.6)		2.70
		Sectional time (s)	12.29	13.65	14.23	15.01	15.39	15.23	14.59	14.51	14.42	14.51		
		Cumulative time (s)	143.83	131.54	117.89	103.66	88.65	73.26	58.03	43.44	28.93	14.51	2:23.83	
		Speed (m/s)	14.64	14.65	14.05	13.32	13.00	13.13	13.71	13.78	13.87	13.78	13.77	
		Stride length (m)	6.95	6.94	6.94	6.83	6.70	6.65	6.69	6.73	6.66	6.77	6.78	
		Stride duration (s)	0.470	0.473	0.494	0.512	0.515	0.507	0.488	0.488	0.480	0.491	0.493	
		Stride efficiency (%)	75.38	75.21	75.33	72.86	70.13	69.11	69.98	70.69	69.28	71.53	71.85	
		Stride count	25.92	28.83	28.81	29.29	29.85	30.07	29.89	29.74	30.04	29.56	292.00	

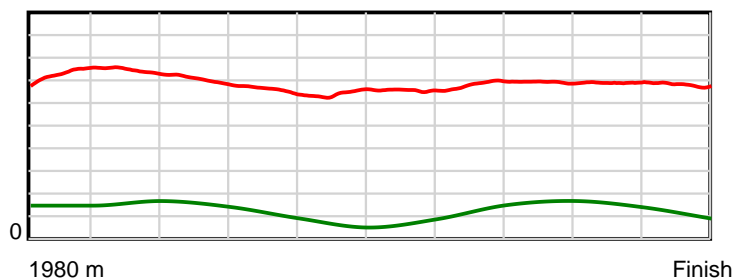
10 m Stride length



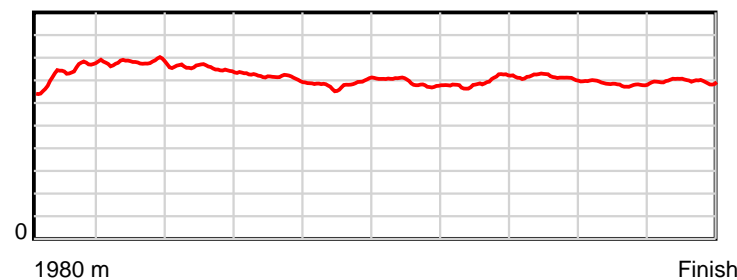
0.6 s Stride duration



20 m/sec Speed



100 % Stride efficiency



Note: Horizontal distance axis grid lines are 200m furlongs.

Disclaimer.

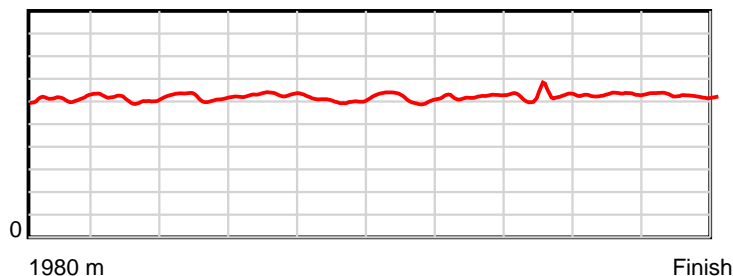
HRNZ and NZMTC and Thoroughbred Ratings Pty Ltd accepts no responsibility for the completeness or accuracy of any of the information contained herein, and makes no representations about its suitability for any particular purpose. Users should make their own judgements about those matters and/or seek independent advice. You assume all risks associated with use of the data provided on this page.

Race Results

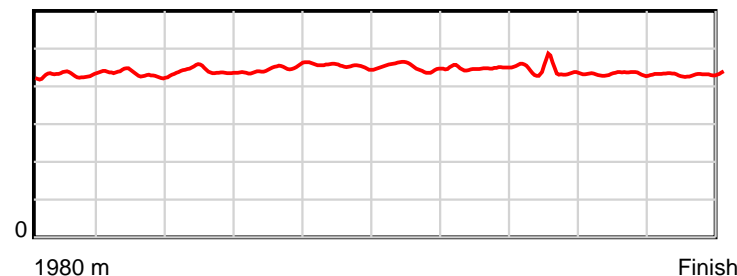
April 13, 2023, Race 7, TK PLASTERING MOBILE PACE, Distance 1980m, Addington - Survey 1980m

Result	TAB no.	Horse (Barrier)	1980 to	1800m to	1600m to	1400m to	1200m to	1000m to	800m to	600m to	400m to	200m to	Total or	Margin
3rd	13	Franco Cornel (0)	1800m	1600m	1400m	1200m	1000m	800m	600m	400m	200m	WP	Average	
		Position in running (margin)	-	9(9.2)	10(12.4)	10(14.3)	8(9.8)	8(9.0)	7(7.5)	7(6.6)	7(6.9)	5(5.2)		3.10
		Sectional time (s)	13.34	14.66	14.64	14.25	15.26	14.99	14.43	14.57	14.02	13.75		
		Cumulative time (s)	143.91	130.57	115.91	101.27	87.02	71.76	56.77	42.34	27.77	13.75	2:23.91	
		Speed (m/s)	13.49	13.64	13.66	14.04	13.11	13.34	13.86	13.73	14.27	14.55	13.76	
		Stride length (m)	6.10	5.91	6.03	6.29	5.95	6.01	6.22	6.05	6.17	6.30	6.10	
		Stride duration (s)	0.431	0.433	0.441	0.448	0.454	0.451	0.449	0.440	0.433	0.433	0.443	
		Stride efficiency (%)	58.15	54.63	56.75	61.79	55.24	56.50	60.53	57.11	59.53	61.95	58.14	
		Stride count	29.51	33.82	33.19	31.81	33.64	33.26	32.13	33.08	32.40	31.77	324.61	

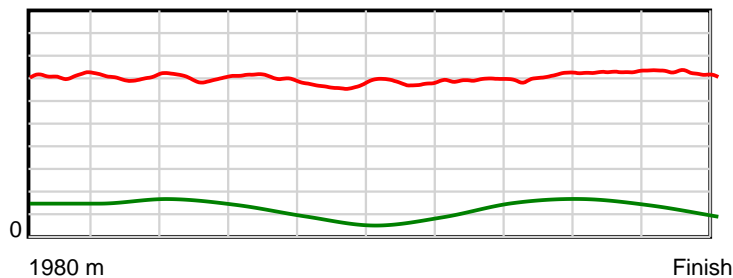
10 m Stride length



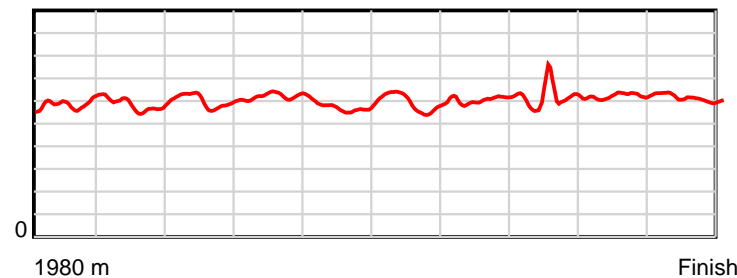
0.6 s Stride duration



20 m/sec Speed



100 % Stride efficiency



Note: Horizontal distance axis grid lines are 200m furlongs.

Disclaimer.

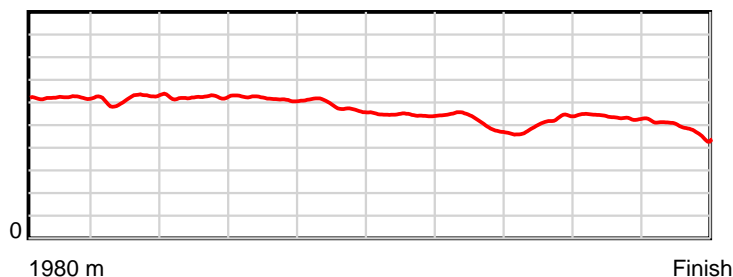
HRNZ and NZMTC and Thoroughbred Ratings Pty Ltd accepts no responsibility for the completeness or accuracy of any of the information contained herein, and makes no representations about its suitability for any particular purpose. Users should make their own judgements about those matters and/or seek independent advice. You assume all risks associated with use of the data provided on this page.

Race Results

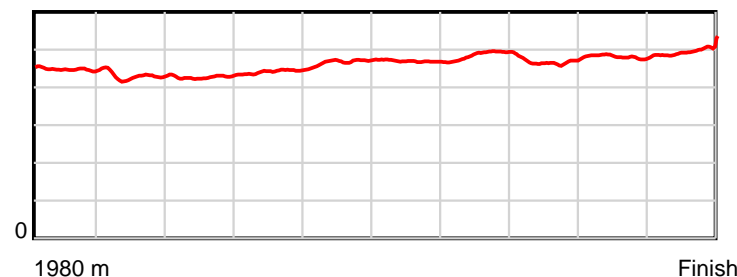
April 13, 2023, Race 7, TK PLASTERING MOBILE PACE, Distance 1980m, Addington - Survey 1980m

Result	TAB no.	Horse (Barrier)	1980 to	1800m to	1600m to	1400m to	1200m to	1000m to	800m to	600m to	400m to	200m to	Total or	Margin
4th	4	Better Fly (5)	1800m	1600m	1400m	1200m	1000m	800m	600m	400m	200m	WP	Average	
		Position in running (margin)	-	13(534.0)	13(536.0)	13(535.8)	13(532.1)	13(540.8)	13(557.3)	13(586.7)	13(615.2)	13(640.0)		4.30
		Sectional time (s)	-14.42	14.47	14.29	14.39	16.84	17.98	19.49	19.26	18.44	23.38		
		Cumulative time (s)	144.12	158.54	144.07	129.78	115.39	98.55	80.57	61.08	41.82	23.38	2:24.12	
		Speed (m/s)	-12.49	13.82	14.00	13.90	11.88	11.12	10.26	10.38	10.85	8.55	13.74	
		Stride length (m)	6.17	5.95	5.98	6.16	5.57	5.22	5.01	4.88	5.23	4.20	5.36	
		Stride duration (s)	0.447	0.430	0.427	0.443	0.469	0.469	0.488	0.470	0.482	0.491	0.390	
		Stride efficiency (%)	59.56	55.34	55.91	59.30	48.48	42.50	39.19	37.16	42.66	27.61	44.82	
		Stride count	29.15	33.61	33.44	32.47	35.91	38.35	39.93	41.01	38.28	47.58	369.73	

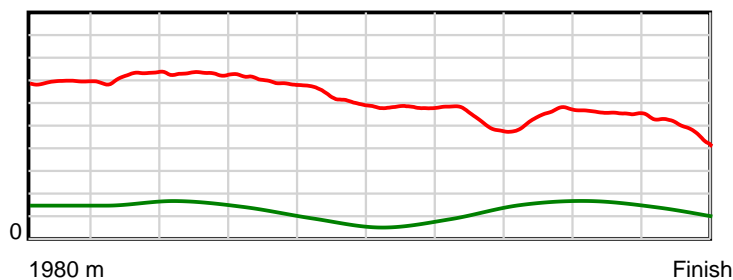
10 m Stride length



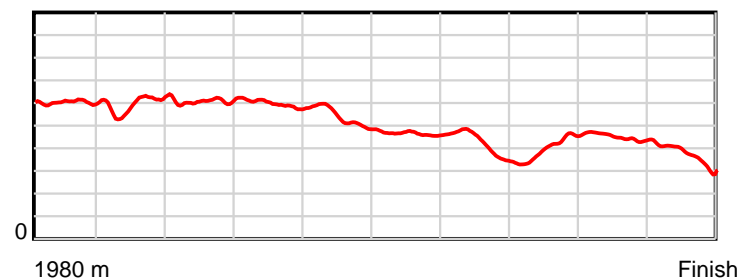
0.6 s Stride duration



20 m/sec Speed



100 % Stride efficiency



Note: Horizontal distance axis grid lines are 200m furlongs.

Disclaimer.

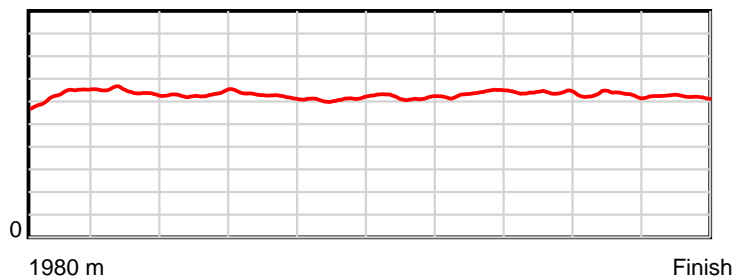
HRNZ and NZMTC and Thoroughbred Ratings Pty Ltd accepts no responsibility for the completeness or accuracy of any of the information contained herein, and makes no representations about its suitability for any particular purpose. Users should make their own judgements about those matters and/or seek independent advice. You assume all risks associated with use of the data provided on this page.

Race Results

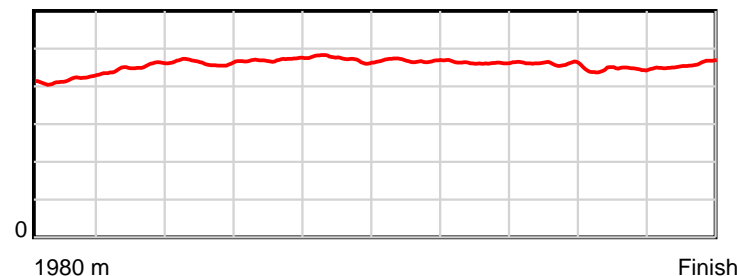
April 13, 2023, Race 7, TK PLASTERING MOBILE PACE, Distance 1980m, Addington - Survey 1980m

Result	TAB no.	Horse (Barrier)	1980 to	1800m to	1600m to	1400m to	1200m to	1000m to	800m to	600m to	400m to	200m to	Total or	Margin
5th	1	Prides Belliss... (2)	1800m	1600m	1400m	1200m	1000m	800m	600m	400m	200m	WP	Average	
		Position in running (margin)	-	2(1.5)	3(1.0)	3(3.9)	4(4.2)	5(3.6)	5(3.3)	4(3.4)	3(3.2)			5.70
		Sectional time (s)	11.99	14.06	14.80	15.06	15.38	15.13	14.54	14.52	14.29	14.62		
		Cumulative time (s)	144.39	132.40	118.34	103.54	88.48	73.10	57.97	43.43	28.91	14.62	2:24.39	
		Speed (m/s)	15.01	14.22	13.51	13.28	13.00	13.22	13.76	13.77	14.00	13.68	13.71	
		Stride length (m)	6.35	6.41	6.26	6.25	6.15	6.19	6.36	6.34	6.23	6.26	6.28	
		Stride duration (s)	0.417	0.451	0.463	0.470	0.473	0.468	0.463	0.460	0.445	0.458	0.458	
		Stride efficiency (%)	62.94	64.30	61.21	60.97	59.07	59.87	63.28	62.81	60.61	61.29	61.59	
		Stride count	28.36	31.18	31.96	32.02	32.53	32.31	31.43	31.55	32.11	31.94	315.39	

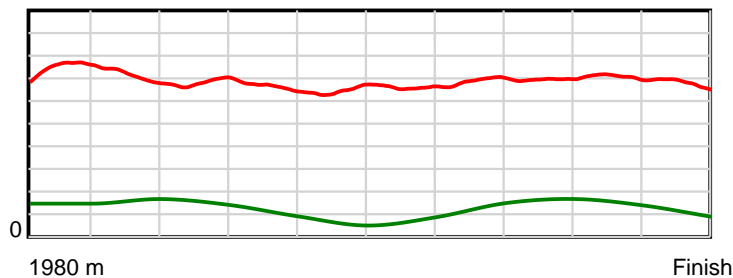
10 m Stride length



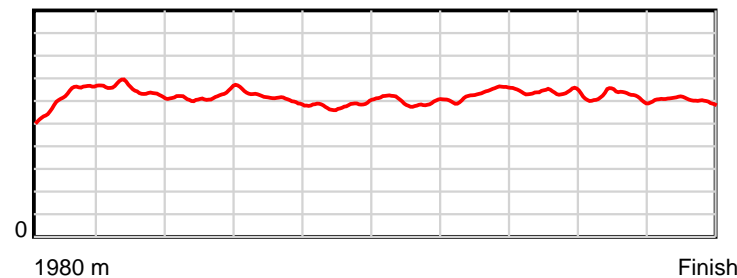
0.6 s Stride duration



20 m/sec Speed



100 % Stride efficiency



Note: Horizontal distance axis grid lines are 200m furlongs.

Disclaimer.

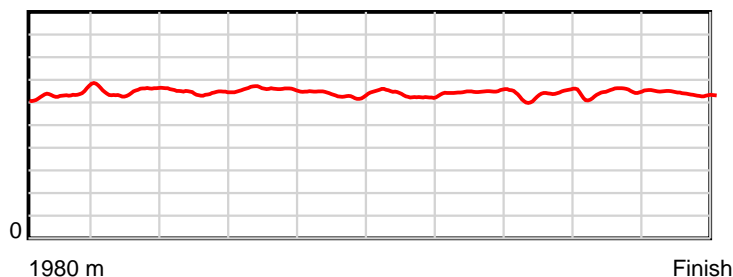
HRNZ and NZMTC and Thoroughbred Ratings Pty Ltd accepts no responsibility for the completeness or accuracy of any of the information contained herein, and makes no representations about its suitability for any particular purpose. Users should make their own judgements about those matters and/or seek independent advice. You assume all risks associated with use of the data provided on this page.

Race Results

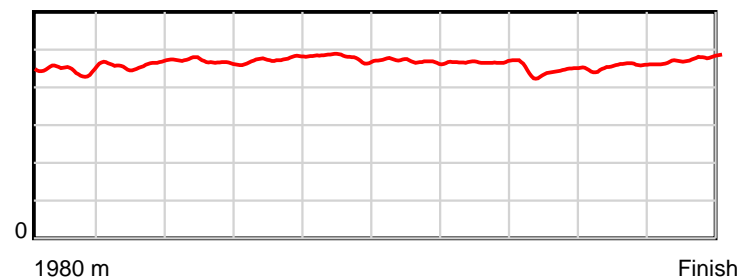
April 13, 2023, Race 7, TK PLASTERING MOBILE PACE, Distance 1980m, Addington - Survey 1980m

Result	TAB no.	Horse (Barrier)	1980 to	1800m to	1600m to	1400m to	1200m to	1000m to	800m to	600m to	400m to	200m to	Total or	Margin
6th	8	Jordy (9)	1800m	1600m	1400m	1200m	1000m	800m	600m	400m	200m	WP	Average	
		Position in running (margin)	-	7(5.8)	7(7.8)	7(10.4)	6(7.1)	5(6.0)	4(3.4)	4(2.8)	3(2.4)	4(3.2)		6.50
		Sectional time (s)	12.51	14.46	14.75	14.46	15.20	14.80	14.49	14.44	14.45	14.99		
		Cumulative time (s)	144.55	132.04	117.58	102.83	88.37	73.17	58.37	43.88	29.44	14.99	2:24.55	
		Speed (m/s)	14.39	13.83	13.56	13.83	13.16	13.51	13.80	13.85	13.84	13.34	13.70	
		Stride length (m)	6.40	6.36	6.36	6.57	6.30	6.34	6.45	6.14	6.31	6.36	6.36	
		Stride duration (s)	0.447	0.460	0.469	0.475	0.479	0.470	0.467	0.443	0.456	0.476	0.464	
		Stride efficiency (%)	63.92	63.19	63.13	67.47	62.04	62.89	64.93	58.93	62.20	63.13	63.12	
		Stride count	28.14	31.45	31.47	30.44	31.74	31.53	31.03	32.57	31.70	31.47	311.54	

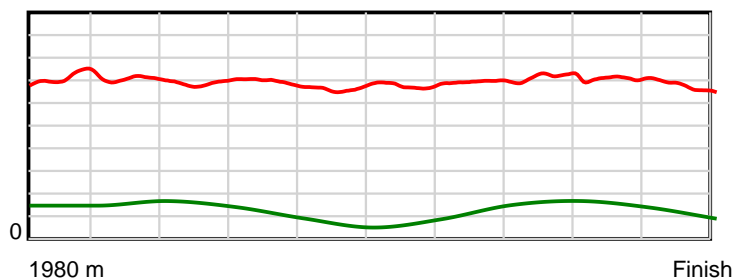
10 m Stride length



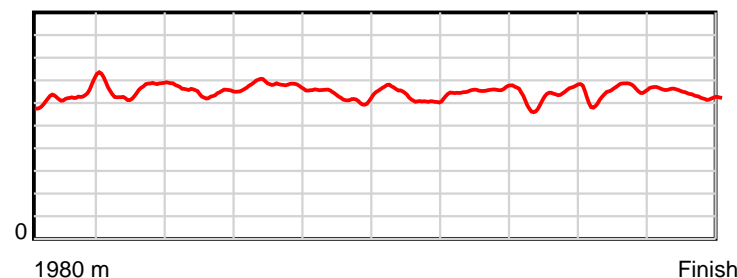
0.6 s Stride duration



20 m/sec Speed



100 % Stride efficiency



Note: Horizontal distance axis grid lines are 200m furlongs.

Disclaimer.

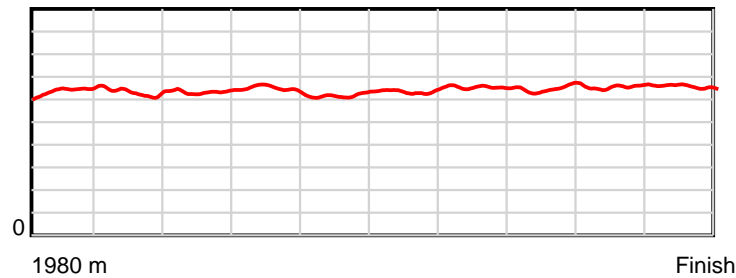
HRNZ and NZMTC and Thoroughbred Ratings Pty Ltd accepts no responsibility for the completeness or accuracy of any of the information contained herein, and makes no representations about its suitability for any particular purpose. Users should make their own judgements about those matters and/or seek independent advice. You assume all risks associated with use of the data provided on this page.

Race Results

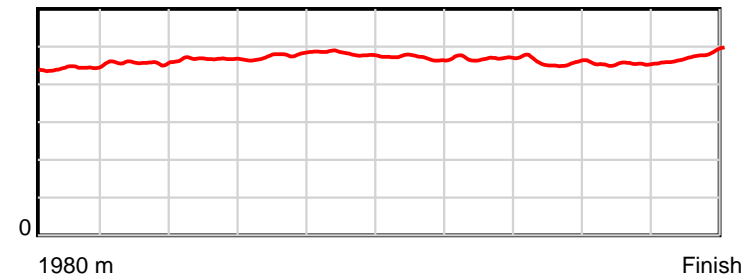
April 13, 2023, Race 7, TK PLASTERING MOBILE PACE, Distance 1980m, Addington - Survey 1980m

Result	TAB no.	Horse (Barrier)	1980 to	1800m to	1600m to	1400m to	1200m to	1000m to	800m to	600m to	400m to	200m to	Total or	Margin
7th	11	Opawa Louie (12)	1800m	1600m	1400m	1200m	1000m	800m	600m	400m	200m	WP	Average	
		Position in running (margin)	-	8(7.3)	8(10.3)	8(12.5)	9(10.3)	10(10.9)	9(9.7)	8(8.1)	9(8.7)	8(8.9)		9.40
		Sectional time (s)	12.71	14.64	14.69	14.64	15.49	15.03	14.33	14.61	14.33	14.62		
		Cumulative time (s)	145.09	132.38	117.74	103.05	88.41	72.92	57.89	43.56	28.95	14.62	2:25.09	
		Speed (m/s)	14.16	13.66	13.61	13.66	12.91	13.31	13.96	13.69	13.96	13.68	13.65	
		Stride length (m)	6.40	6.24	6.37	6.49	6.22	6.26	6.55	6.29	6.33	6.52	6.37	
		Stride duration (s)	0.443	0.457	0.467	0.475	0.482	0.470	0.469	0.459	0.454	0.477	0.466	
		Stride efficiency (%)	64.02	60.87	63.32	65.91	60.47	61.22	67.05	61.76	62.64	66.51	63.31	
		Stride count	28.12	32.05	31.42	30.79	32.15	31.95	30.53	31.81	31.59	30.66	311.07	

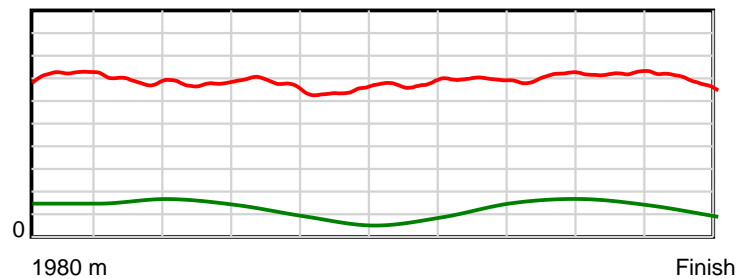
10 m Stride length



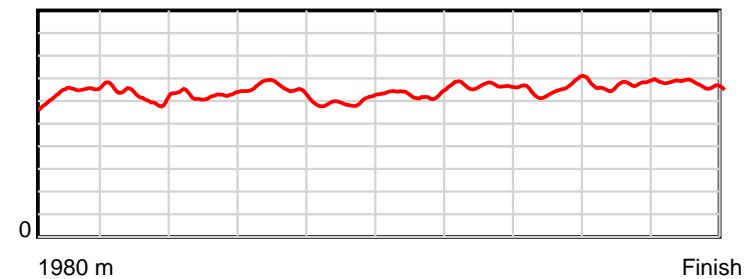
0.6 s Stride duration



20 m/sec Speed



100 % Stride efficiency



Note: Horizontal distance axis grid lines are 200m furlongs.

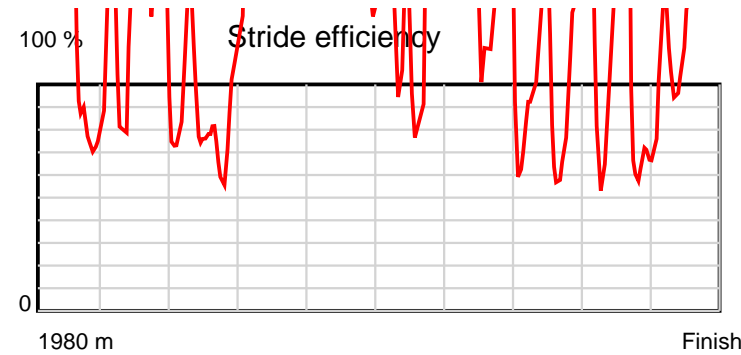
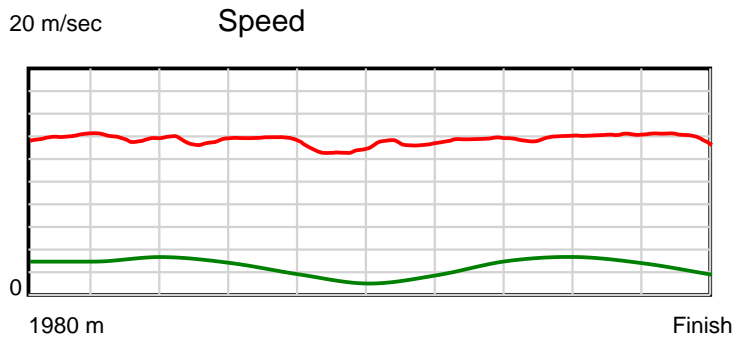
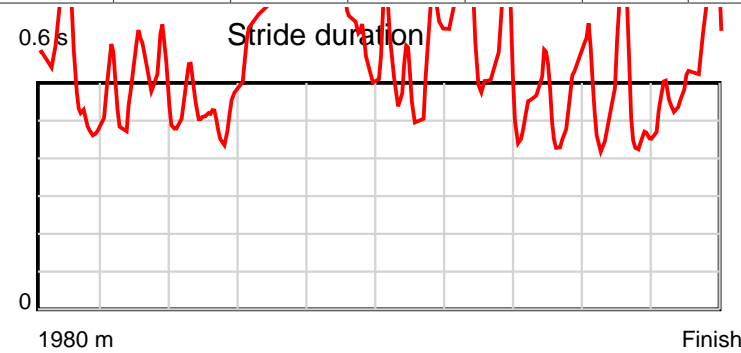
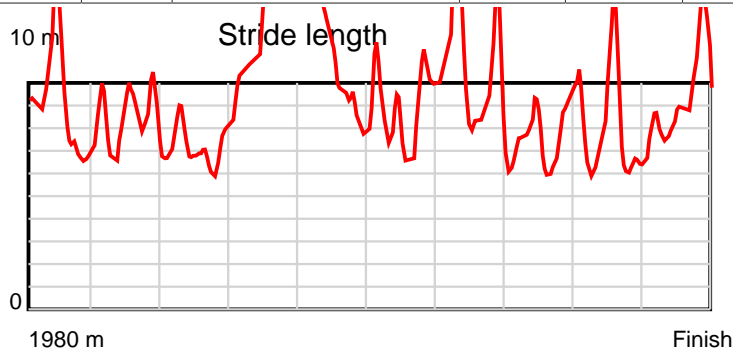
Disclaimer.

HRNZ and NZMTC and Thoroughbred Ratings Pty Ltd accepts no responsibility for the completeness or accuracy of any of the information contained herein, and makes no representations about its suitability for any particular purpose. Users should make their own judgements about those matters and/or seek independent advice. You assume all risks associated with use of the data provided on this page.

Race Results

April 13, 2023, Race 7, TK PLASTERING MOBILE PACE, Distance 1980m, Addington - Survey 1980m

Result	TAB no.	Horse (Barrier)	1980 to	1800m to	1600m to	1400m to	1200m to	1000m to	800m to	600m to	400m to	200m to	Total or	Margin
8th	12	Hilda Maud (1)	1800m	1600m	1400m	1200m	1000m	800m	600m	400m	200m	WP	Average	
		Position in running (margin)	-	10(9.4)	9(12.2)	9(14.3)	10(11.9)	11(13.2)	10(11.2)	11(10.7)	10(11.4)	10(10.3)		10.80
		Sectional time (s)	13.16	14.61	14.66	14.61	15.60	14.91	14.49	14.62	14.14	14.56		
		Cumulative time (s)	145.36	132.20	117.59	102.93	88.32	72.72	57.81	43.32	28.70	14.56	2:25.36	
		Speed (m/s)	13.67	13.69	13.64	13.69	12.82	13.41	13.80	13.68	14.14	13.74	13.62	
		Stride length (m)	7.33	6.76	6.77	10.14	8.17	7.70	9.55	6.77	7.01	7.53	7.63	
		Stride duration (s)	0.521	0.494	0.496	0.741	0.637	0.574	0.692	0.495	0.496	0.548	0.560	
		Stride efficiency (%)	83.92	71.35	71.55	160.51	104.31	92.63	142.56	71.55	76.81	88.62	90.97	
		Stride count	24.56	29.60	29.56	19.73	24.48	25.98	20.94	29.56	28.53	26.56	259.50	



Note: Horizontal distance axis grid lines are 200m furlongs.

Disclaimer.

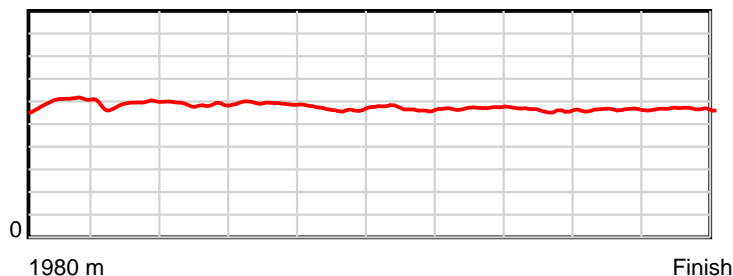
HRNZ and NZMTC and Thoroughbred Ratings Pty Ltd accepts no responsibility for the completeness or accuracy of any of the information contained herein, and makes no representations about its suitability for any particular purpose. Users should make their own judgements about those matters and/or seek independent advice. You assume all risks associated with use of the data provided on this page.

Race Results

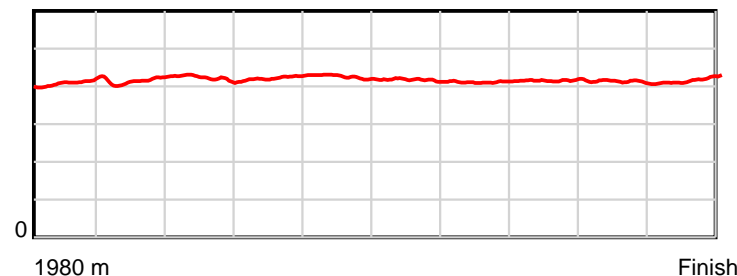
April 13, 2023, Race 7, TK PLASTERING MOBILE PACE, Distance 1980m, Addington - Survey 1980m

Result	TAB no.	Horse (Barrier)	1980 to	1800m to	1600m to	1400m to	1200m to	1000m to	800m to	600m to	400m to	200m to	Total or	Margin
9th	5	Speciale Uno (6)	1800m	1600m	1400m	1200m	1000m	800m	600m	400m	200m	WP	Average	
		Position in running (margin)	-	5(3.9)	5(6.3)	5(8.0)	4(4.4)	3(3.3)	3(2.2)	3(1.6)	5(6.0)	9(9.2)		11.00
		Sectional time (s)	12.22	14.53	14.61	14.40	15.21	15.04	14.50	15.23	14.85	14.81		
		Cumulative time (s)	145.40	133.18	118.65	104.04	89.64	74.43	59.39	44.89	29.66	14.81	2:25.40	
		Speed (m/s)	14.73	13.76	13.69	13.89	13.15	13.30	13.79	13.13	13.47	13.50	13.62	
		Stride length (m)	6.02	5.71	5.78	5.87	5.59	5.54	5.68	5.45	5.55	5.64	5.68	
		Stride duration (s)	0.409	0.415	0.422	0.422	0.425	0.417	0.411	0.415	0.412	0.418	0.417	
		Stride efficiency (%)	56.63	50.99	52.16	53.75	48.89	48.01	50.33	46.47	48.14	49.71	50.33	
		Stride count	29.90	35.01	34.62	34.10	35.76	36.08	35.24	36.68	36.03	35.46	348.88	

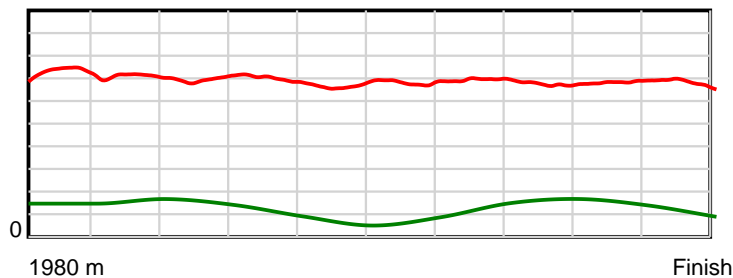
10 m Stride length



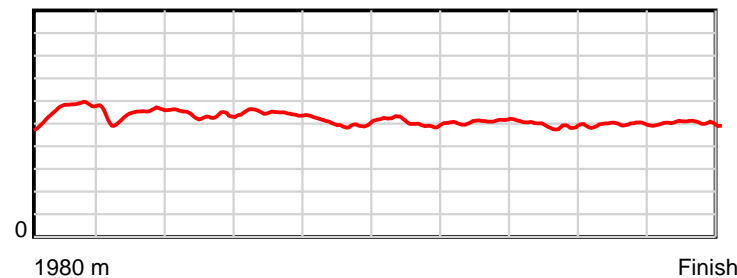
0.6 s Stride duration



20 m/sec Speed



100 % Stride efficiency



Note: Horizontal distance axis grid lines are 200m furlongs.

Disclaimer.

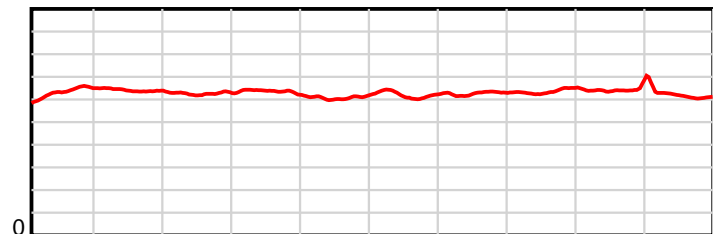
HRNZ and NZMTC and Thoroughbred Ratings Pty Ltd accepts no responsibility for the completeness or accuracy of any of the information contained herein, and makes no representations about its suitability for any particular purpose. Users should make their own judgements about those matters and/or seek independent advice. You assume all risks associated with use of the data provided on this page.

Race Results

April 13, 2023, Race 7, TK PLASTERING MOBILE PACE, Distance 1980m, Addington - Survey 1980m

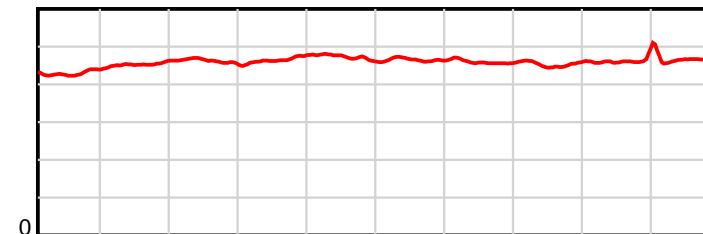
Result	TAB no.	Horse (Barrier)	1980 to	1800m to	1600m to	1400m to	1200m to	1000m to	800m to	600m to	400m to	200m to	Total or	Margin
10th	10	Bolzano (11)	1800m	1600m	1400m	1200m	1000m	800m	600m	400m	200m	WP	Average	
		Position in running (margin)	-	6(5.4)	6(6.5)	6(9.4)	7(7.8)	7(8.3)	8(7.9)	9(8.5)	8(8.3)	7(8.9)		12.50
		Sectional time (s)	12.51	14.31	14.81	14.74	15.47	15.18	14.68	14.47	14.41	15.11		
		Cumulative time (s)	145.69	133.18	118.87	104.06	89.32	73.85	58.67	43.99	29.52	15.11	2:25.69	
		Speed (m/s)	14.39	13.98	13.50	13.57	12.93	13.18	13.62	13.82	13.88	13.24	13.59	
		Stride length (m)	6.36	6.34	6.23	6.32	6.10	6.13	6.26	6.27	6.44	6.16	6.26	
		Stride duration (s)	0.430	0.453	0.462	0.466	0.472	0.465	0.459	0.454	0.464	0.465	0.461	
		Stride efficiency (%)	63.29	62.77	60.73	62.47	58.23	58.70	61.20	61.43	64.79	59.29	61.22	
		Stride count	28.28	31.56	32.08	31.63	32.76	32.63	31.96	31.90	31.06	32.47	316.33	

10 m Stride length



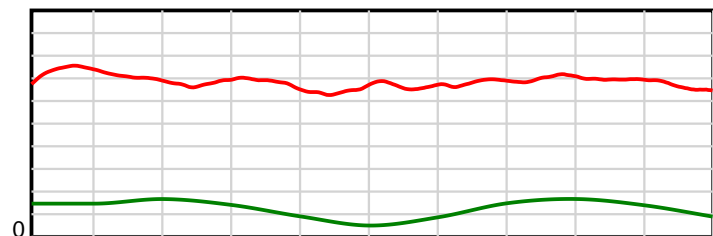
1980 m Finish

0.6 s Stride duration



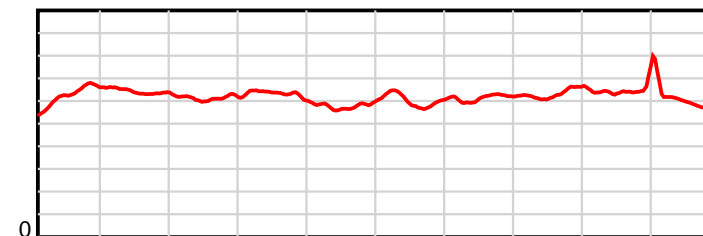
1980 m Finish

20 m/sec Speed



1980 m Finish

100 % Stride efficiency



1980 m Finish

Note: Horizontal distance axis grid lines are 200m furlongs.

Disclaimer.

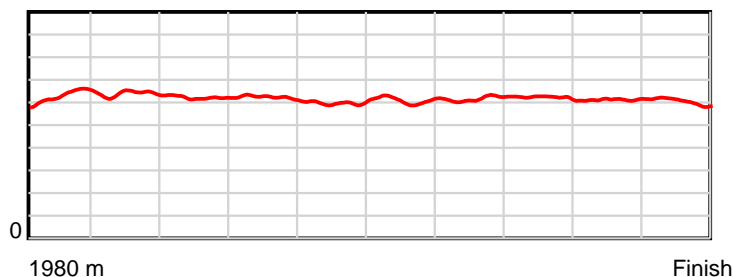
HRNZ and NZMTC and Thoroughbred Ratings Pty Ltd accepts no responsibility for the completeness or accuracy of any of the information contained herein, and makes no representations about its suitability for any particular purpose. Users should make their own judgements about those matters and/or seek independent advice. You assume all risks associated with use of the data provided on this page.

Race Results

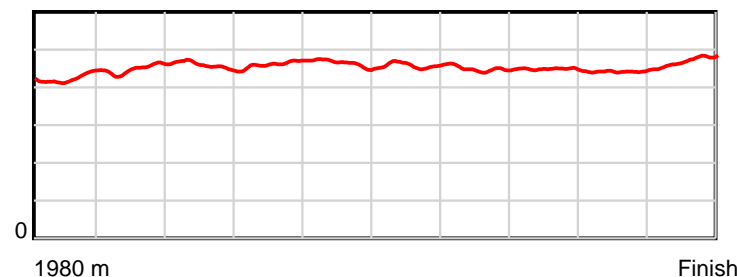
April 13, 2023, Race 7, TK PLASTERING MOBILE PACE, Distance 1980m, Addington - Survey 1980m

Result	TAB no.	Horse (Barrier)	1980 to	1800m to	1600m to	1400m to	1200m to	1000m to	800m to	600m to	400m to	200m to	Total or	Margin
11th	2	Iksaka (3)	1800m	1600m	1400m	1200m	1000m	800m	600m	400m	200m	WP	Average	
		Position in running (margin)	-	3(2.9)	4(3.9)	4(6.4)	5(5.9)	6(6.2)	6(5.6)	6(5.3)	6(6.1)	6(6.7)		13.40
		Sectional time (s)	12.02	14.31	14.74	14.93	15.42	15.14	14.54	14.64	14.42	15.70		
		Cumulative time (s)	145.86	133.84	119.53	104.79	89.86	74.44	59.30	44.76	30.12	15.70	2:25.86	
		Speed (m/s)	14.97	13.98	13.57	13.40	12.97	13.21	13.76	13.66	13.87	12.74	13.57	
		Stride length (m)	6.32	6.28	6.22	6.19	6.01	6.05	6.17	6.13	6.13	6.00	6.15	
		Stride duration (s)	0.424	0.449	0.459	0.462	0.463	0.458	0.448	0.448	0.442	0.471	0.453	
		Stride efficiency (%)	62.37	61.59	60.48	59.82	56.43	57.25	59.45	58.68	58.76	56.21	59.02	
		Stride count	28.49	31.86	32.15	32.32	33.28	33.04	32.43	32.64	32.62	33.35	322.18	

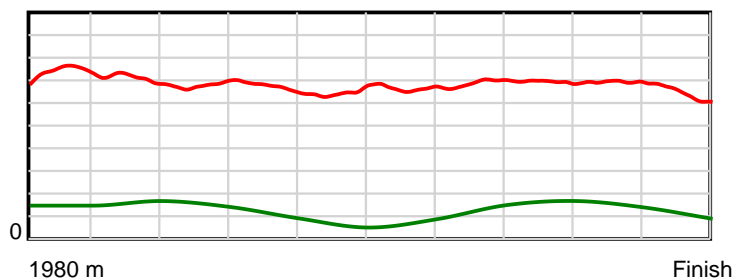
10 m Stride length



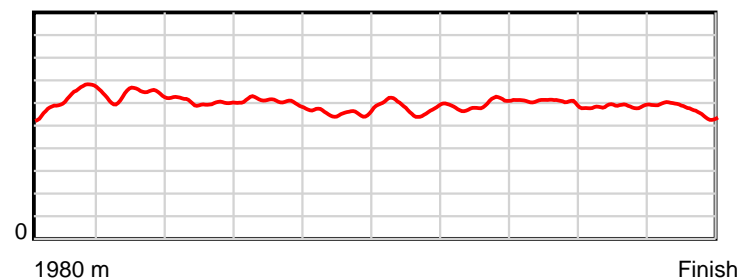
0.6 s Stride duration



20 m/sec Speed



100 % Stride efficiency



Note: Horizontal distance axis grid lines are 200m furlongs.

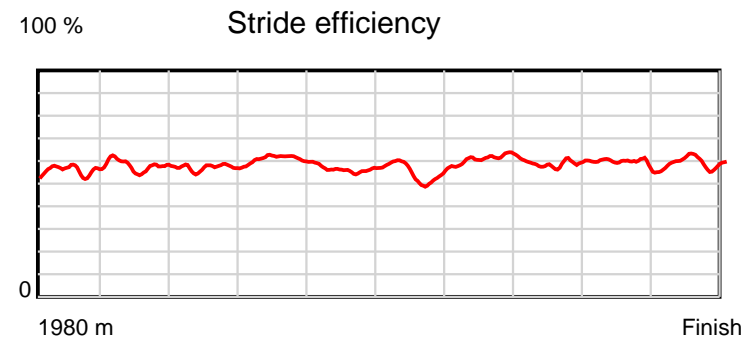
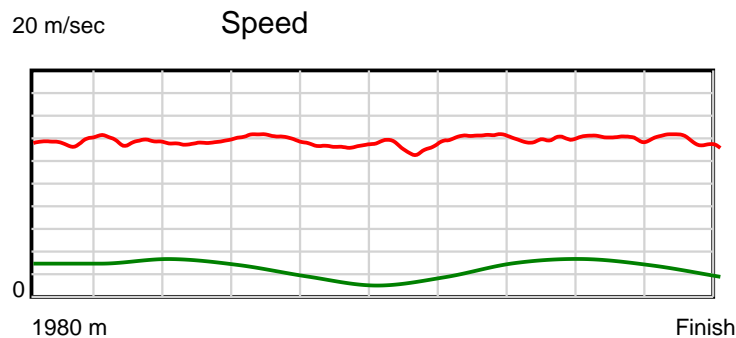
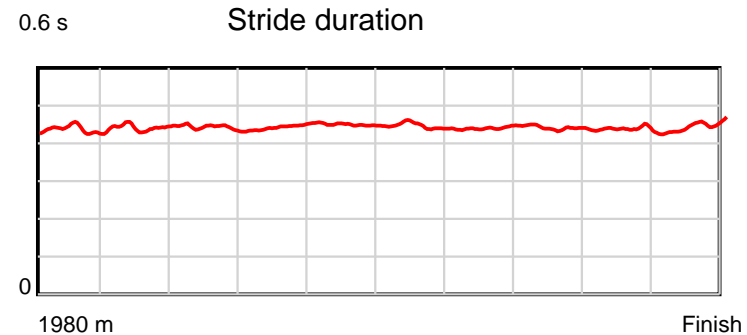
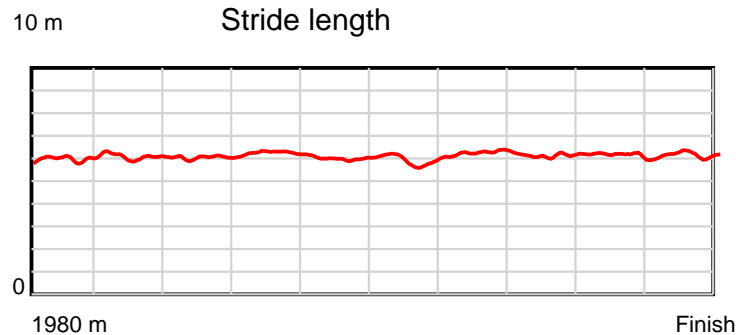
Disclaimer.

HRNZ and NZMTC and Thoroughbred Ratings Pty Ltd accepts no responsibility for the completeness or accuracy of any of the information contained herein, and makes no representations about its suitability for any particular purpose. Users should make their own judgements about those matters and/or seek independent advice. You assume all risks associated with use of the data provided on this page.

Race Results

April 13, 2023, Race 7, TK PLASTERING MOBILE PACE, Distance 1980m, Addington - Survey 1980m

Result	TAB no.	Horse (Barrier)	1980 to	1800m to	1600m to	1400m to	1200m to	1000m to	800m to	600m to	400m to	200m to	Total or	Margin
12th	6	Fraud (7)	1800m	1600m	1400m	1200m	1000m	800m	600m	400m	200m	WP	Average	
		Position in running (margin)	-	11(9.8)	11(13.9)	11(17.3)	11(12.2)	9(10.8)	11(12.5)	10(10.0)	11(12.5)	11(13.5)		13.90
		Sectional time (s)	13.33	14.83	14.88	14.16	15.15	15.51	14.18	14.91	14.48	14.52		
		Cumulative time (s)	145.95	132.62	117.79	102.91	88.75	73.60	58.09	43.91	29.00	14.52	2:25.95	
		Speed (m/s)	13.50	13.49	13.44	14.12	13.20	12.89	14.10	13.41	13.81	13.77	13.57	
		Stride length (m)	5.98	5.96	5.94	6.25	5.93	5.75	6.21	5.91	6.03	6.16	6.01	
		Stride duration (s)	0.437	0.442	0.442	0.443	0.450	0.446	0.440	0.441	0.437	0.447	0.443	
		Stride efficiency (%)	55.86	55.60	55.20	61.08	55.03	51.69	60.27	54.67	56.83	59.29	56.46	
		Stride count	30.11	33.53	33.65	31.99	33.70	34.78	32.21	33.81	33.16	32.47	329.41	



Note: Horizontal distance axis grid lines are 200m furlongs.

Disclaimer.

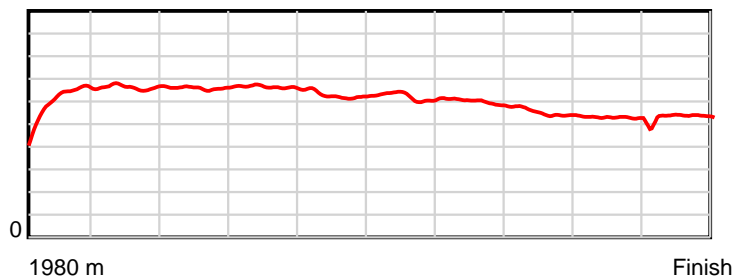
HRNZ and NZMTC and Thoroughbred Ratings Pty Ltd accepts no responsibility for the completeness or accuracy of any of the information contained herein, and makes no representations about its suitability for any particular purpose. Users should make their own judgements about those matters and/or seek independent advice. You assume all risks associated with use of the data provided on this page.

Race Results

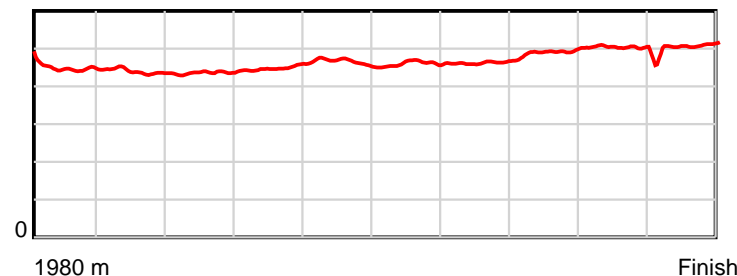
April 13, 2023, Race 7, TK PLASTERING MOBILE PACE, Distance 1980m, Addington - Survey 1980m

Result	TAB no.	Horse (Barrier)	1980 to	1800m to	1600m to	1400m to	1200m to	1000m to	800m to	600m to	400m to	200m to	Total or	Margin
13th	9	It's A Shawthi... (10)	1800m	1600m	1400m	1200m	1000m	800m	600m	400m	200m	WP	Average	
		Position in running (margin)	-	12(36.1)	12(33.3)	12(26.9)	12(18.2)	12(15.3)	12(15.7)	12(21.4)	12(44.0)	12(73.2)		89.00
		Sectional time (s)	17.49	13.67	13.25	13.56	14.90	15.31	15.53	18.27	19.19	19.05		
		Cumulative time (s)	160.22	142.73	129.06	115.81	102.25	87.35	72.04	56.51	38.24	19.05	2:40.22	
		Speed (m/s)	10.29	14.63	15.09	14.75	13.42	13.06	12.88	10.95	10.42	10.50	12.36	
		Stride length (m)	6.22	6.43	6.58	6.62	6.25	6.02	5.96	5.38	5.16	5.34	5.95	
		Stride duration (s)	0.447	0.440	0.436	0.449	0.465	0.461	0.463	0.492	0.495	0.509	0.481	
		Stride efficiency (%)	60.49	64.66	67.63	68.47	61.01	56.55	55.46	45.29	41.60	44.55	55.30	
		Stride count	28.93	31.09	30.40	30.21	32.01	33.25	33.57	37.15	38.76	37.46	332.83	

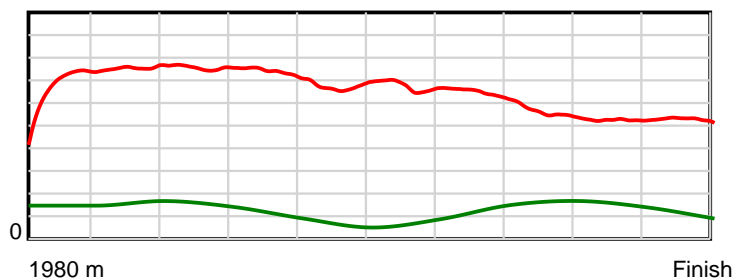
10 m Stride length



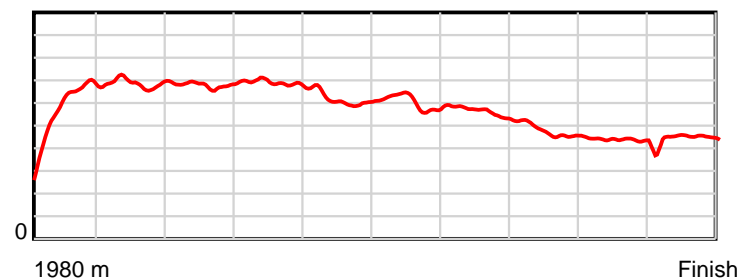
0.6 s Stride duration



20 m/sec Speed



100 % Stride efficiency



Note: Horizontal distance axis grid lines are 200m furlongs.

Disclaimer.

HRNZ and NZMTC and Thoroughbred Ratings Pty Ltd accepts no responsibility for the completeness or accuracy of any of the information contained herein, and makes no representations about its suitability for any particular purpose. Users should make their own judgements about those matters and/or seek independent advice. You assume all risks associated with use of the data provided on this page.