



## Race Results

NZ Metropolitan Trotting Club Inc, HRNZ, April 20, 2023

Compilation date: April 20, 2023, 5:38:45 PM (NZST)

Copyright © 2023 HRNZ and NZMTC. All rights reserved.

### Trademarks.

StrideMASTER is a registered trademark of Thoroughbred Ratings Pty Ltd.

### Disclaimer.

HRNZ and NZMTC and Thoroughbred Ratings Pty Ltd accepts no responsibility for the completeness or accuracy of any of the information contained herein, and makes no representations about its suitability for any particular purpose. Users should make their own judgements about those matters and/or seek independent advice. You assume all risks associated with use of the data provided on this page.



# Race Results



April 20, 2023, Race 1, , Distance 2600m, Addington - Survey 3200m

Result	TAB no.	Horse (Barrier)	2600 to	2400m to
1st	3	<b>Bella Button (5)</b>	<b>2400m</b>	<b>2200m</b>
		Position in running (margin)	-	2(4.2)
		Sectional time (s)	17.23	15.43
		Cumulative time (s)	205.88	188.65
		Speed (m/s)	11.61	12.96
		Stride length (m)	5.45	6.18
		Stride duration (s)	0.469	0.477
		Stride efficiency (%)	46.45	59.72
		Stride count	36.68	32.35

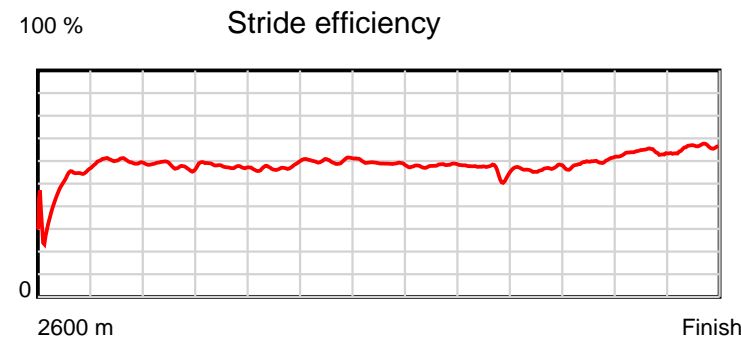
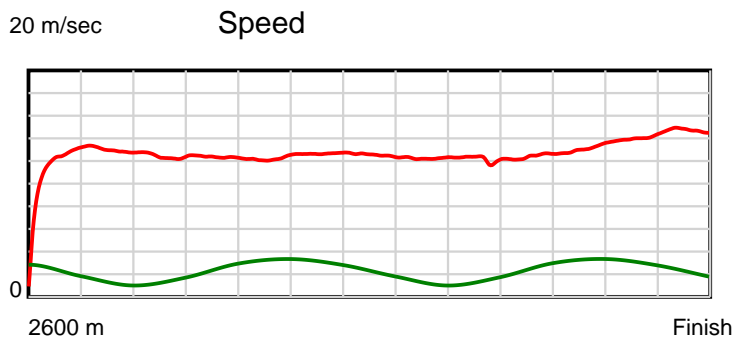
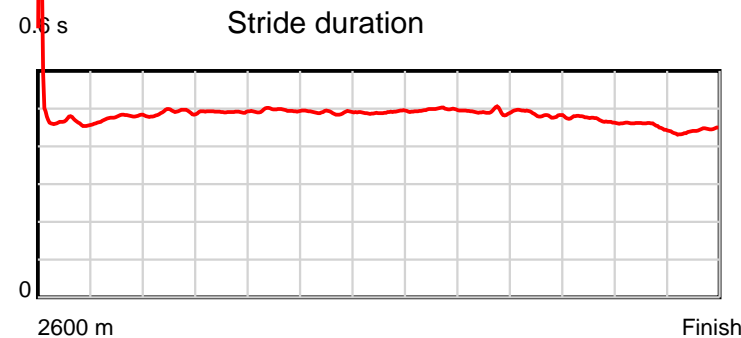
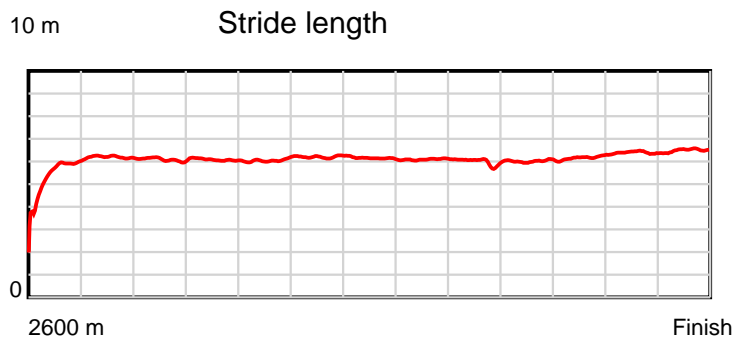
## Disclaimer.

HRNZ and NZMTC and Thoroughbred Ratings Pty Ltd accepts no responsibility for the completeness or accuracy of any of the information contained herein, and makes no representations about its suitability for any particular purpose. Users should make their own judgements about those matters and/or seek independent advice. You assume all risks associated with use of the data provided on this page.

# Race Results

April 20, 2023, Race 1, , Distance 2600m, Addington - Survey 3200m

Result	TAB no.	Horse (Barrier)	2200m to	2000m to	1800m to	1600m to	1400m to	1200m to	1000m to	800m to	600m to	400m to	200m to	Total or	Margin
1st	3	<b>Bella Button (5)</b>	<b>2000m</b>	<b>1800m</b>	<b>1600m</b>	<b>1400m</b>	<b>1200m</b>	<b>1000m</b>	<b>800m</b>	<b>600m</b>	<b>400m</b>	<b>200m</b>	<b>WP</b>	<b>Average</b>	
		Position in running (margin)	2(2.7)	2(1.9)	2(1.8)	2(1.7)	2(1.7)	2(1.9)	2(2.1)	1(0.0)	1(0.0)	1(0.0)	1(0.0)		0.00
		Sectional time (s)	16.16	16.20	16.54	15.81	16.06	16.29	16.60	16.21	15.45	14.28	13.62		
		Cumulative time (s)	173.22	157.06	140.86	124.32	108.51	92.45	76.16	59.56	43.35	27.90	13.62	3:25.88	
		Speed (m/s)	12.38	12.35	12.09	12.65	12.45	12.28	12.05	12.34	12.94	14.01	14.68	12.63	
		Stride length (m)	6.06	6.07	5.99	6.20	6.10	6.10	5.93	5.99	6.11	6.39	6.48	6.07	
		Stride duration (s)	0.490	0.492	0.495	0.490	0.490	0.497	0.492	0.485	0.472	0.456	0.441	0.481	
		Stride efficiency (%)	57.36	57.56	56.05	60.08	58.21	58.21	54.86	55.99	58.28	63.82	65.65	57.60	
		Stride count	33.01	32.95	33.40	32.26	32.77	32.77	33.75	33.41	32.75	31.30	30.86	428.26	



Note: Horizontal distance axis grid lines are 200m furlongs.

#### Disclaimer.

HRNZ and NZMTC and Thoroughbred Ratings Pty Ltd accepts no responsibility for the completeness or accuracy of any of the information contained herein, and makes no representations about its suitability for any particular purpose. Users should make their own judgements about those matters and/or seek independent advice. You assume all risks associated with use of the data provided on this page.



# Race Results



April 20, 2023, Race 1, , Distance 2600m, Addington - Survey 3200m

Result	TAB no.	Horse (Barrier)	2600 to	2400m to
2nd	4	<b>Madeleine Stow... (6)</b>	<b>2400m</b>	<b>2200m</b>
		Position in running (margin)	-	4(6.9)
		Sectional time (s)	17.67	15.63
		Cumulative time (s)	206.04	188.37
		Speed (m/s)	11.32	12.80
		Stride length (m)	5.09	5.66
		Stride duration (s)	0.443	0.442
		Stride efficiency (%)	40.54	50.07
		Stride count	39.27	35.33

#### Disclaimer.

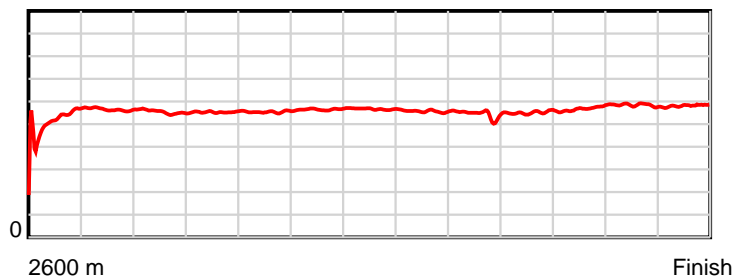
HRNZ and NZMTC and Thoroughbred Ratings Pty Ltd accepts no responsibility for the completeness or accuracy of any of the information contained herein, and makes no representations about its suitability for any particular purpose. Users should make their own judgements about those matters and/or seek independent advice. You assume all risks associated with use of the data provided on this page.

# Race Results

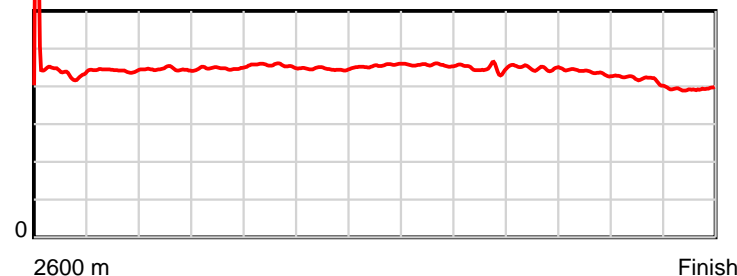
April 20, 2023, Race 1, , Distance 2600m, Addington - Survey 3200m

Result	TAB no.	Horse (Barrier)	2200m to	2000m to	1800m to	1600m to	1400m to	1200m to	1000m to	800m to	600m to	400m to	200m to	Total or	Margin
2nd	4	Madeleine Stow... (6)	2000m	1800m	1600m	1400m	1200m	1000m	800m	600m	400m	200m	WP	Average	
		Position in running (margin)	3(6.6)	3(4.9)	3(4.4)	3(4.1)	3(4.2)	3(4.2)	3(5.3)	2(1.6)	2(1.5)	3(2.0)	3(2.3)		0.90
		Sectional time (s)	16.02	16.12	16.51	15.83	16.01	16.45	16.33	16.20	15.53	14.32	13.42		
		Cumulative time (s)	172.74	156.72	140.60	124.09	108.26	92.25	75.80	59.47	43.27	27.74	13.42	3:26.04	
		Speed (m/s)	12.48	12.41	12.11	12.63	12.49	12.16	12.25	12.35	12.88	13.97	14.90	12.62	
		Stride length (m)	5.56	5.55	5.52	5.64	5.68	5.55	5.49	5.54	5.63	5.84	5.86	5.58	
		Stride duration (s)	0.445	0.448	0.456	0.446	0.455	0.456	0.448	0.449	0.437	0.418	0.393	0.442	
		Stride efficiency (%)	48.29	48.16	47.62	49.65	50.45	48.06	47.12	48.01	49.58	53.29	53.57	48.65	
		Stride count	35.98	36.02	36.23	35.48	35.20	36.07	36.42	36.08	35.51	34.25	34.16	466.00	

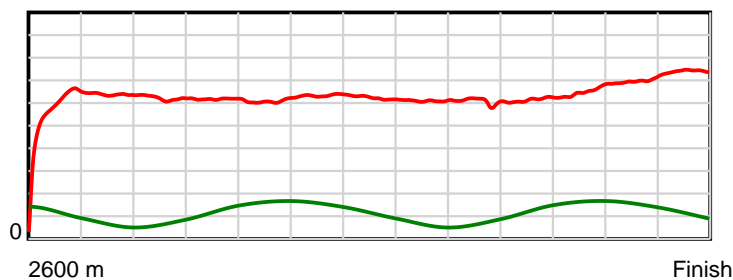
10 m Stride length



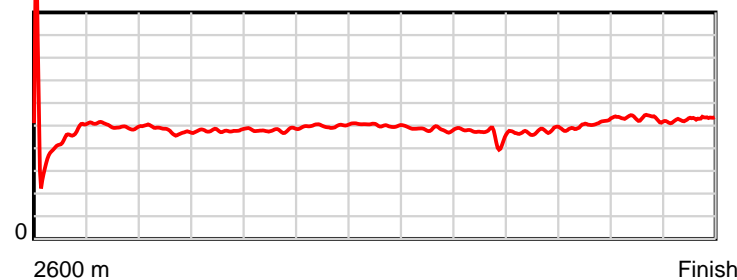
0.5 s Stride duration



20 m/sec Speed



100 % Stride efficiency



Note: Horizontal distance axis grid lines are 200m furlongs.

## Disclaimer.

HRNZ and NZMTC and Thoroughbred Ratings Pty Ltd accepts no responsibility for the completeness or accuracy of any of the information contained herein, and makes no representations about its suitability for any particular purpose. Users should make their own judgements about those matters and/or seek independent advice. You assume all risks associated with use of the data provided on this page.



# Race Results



April 20, 2023, Race 1, , Distance 2600m, Addington - Survey 3200m

Result	TAB no.	Horse (Barrier)	2600 to	2400m to
3rd	6	<b>Holly Highland... (2)</b>	<b>2400m</b>	<b>2200m</b>
		Position in running (margin)	-	7(11.6)
		Sectional time (s)	18.36	15.78
		Cumulative time (s)	206.12	187.76
		Speed (m/s)	10.89	12.67
		Stride length (m)	5.28	5.52
		Stride duration (s)	0.431	0.435
		Stride efficiency (%)	43.50	47.60
		Stride count	37.91	36.24

#### Disclaimer.

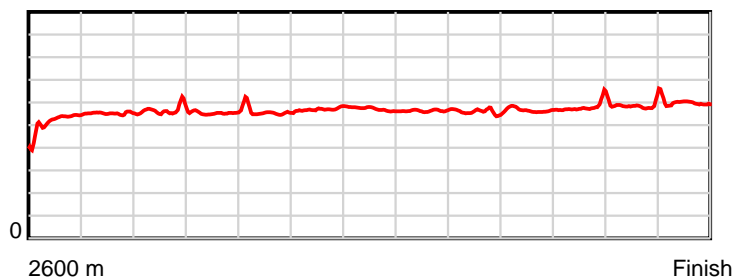
HRNZ and NZMTC and Thoroughbred Ratings Pty Ltd accepts no responsibility for the completeness or accuracy of any of the information contained herein, and makes no representations about its suitability for any particular purpose. Users should make their own judgements about those matters and/or seek independent advice. You assume all risks associated with use of the data provided on this page.

# Race Results

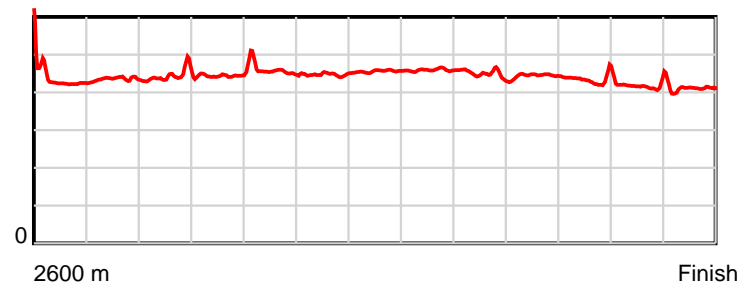
April 20, 2023, Race 1, , Distance 2600m, Addington - Survey 3200m

Result	TAB no.	Horse (Barrier)	2200m to	2000m to	1800m to	1600m to	1400m to	1200m to	1000m to	800m to	600m to	400m to	200m to	Total or	Margin
3rd	6	Holly Highland... (2)	2000m	1800m	1600m	1400m	1200m	1000m	800m	600m	400m	200m	WP	Average	
		Position in running (margin)	5(12.2)	5(9.6)	5(8.5)	5(8.6)	5(7.7)	5(8.1)	5(8.5)	5(4.6)	3(2.0)	2(0.6)	2(0.4)		1.30
		Sectional time (s)	15.87	16.04	16.57	15.67	16.09	16.33	16.30	15.77	15.23	14.25	13.86		
		Cumulative time (s)	171.98	156.11	140.07	123.50	107.83	91.74	75.41	59.11	43.34	28.11	13.86	3:26.12	
		Speed (m/s)	12.60	12.47	12.07	12.76	12.43	12.25	12.27	12.68	13.13	14.04	14.43	12.61	
		Stride length (m)	5.54	5.54	5.52	5.70	5.67	5.62	5.50	5.64	5.68	5.86	5.87	5.61	
		Stride duration (s)	0.440	0.444	0.457	0.447	0.456	0.459	0.448	0.445	0.432	0.417	0.407	0.444	
		Stride efficiency (%)	48.00	47.92	47.61	50.81	50.19	49.37	47.26	49.74	50.37	53.57	53.93	49.11	
		Stride count	36.09	36.12	36.23	35.07	35.29	35.58	36.37	35.45	35.23	34.16	34.04	463.78	

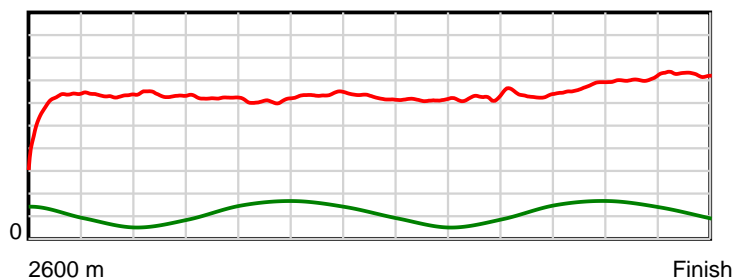
10 m Stride length



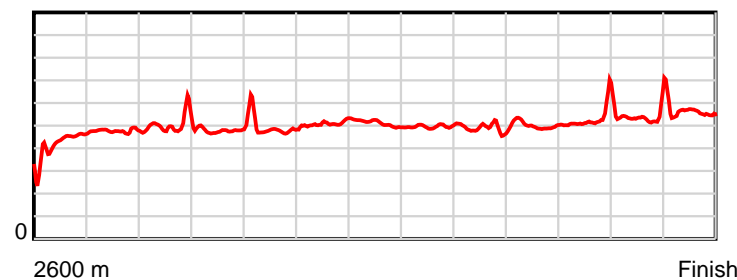
0.6 s Stride duration



20 m/sec Speed



100 % Stride efficiency



Note: Horizontal distance axis grid lines are 200m furlongs.

## Disclaimer.

HRNZ and NZMTC and Thoroughbred Ratings Pty Ltd accepts no responsibility for the completeness or accuracy of any of the information contained herein, and makes no representations about its suitability for any particular purpose. Users should make their own judgements about those matters and/or seek independent advice. You assume all risks associated with use of the data provided on this page.



# Race Results



April 20, 2023, Race 1, , Distance 2600m, Addington - Survey 3200m

Result	TAB no.	Horse (Barrier)	2600 to	2400m to
4th	7	<b>Vertigo (3)</b>	<b>2400m</b>	<b>2200m</b>
		Position in running (margin)	-	5(8.6)
		Sectional time (s)	17.75	15.58
		Cumulative time (s)	206.37	188.62
		Speed (m/s)	11.27	12.84
		Stride length (m)	5.45	5.93
		Stride duration (s)	0.445	0.462
		Stride efficiency (%)	46.36	54.95
		Stride count	36.72	33.73

## Disclaimer.

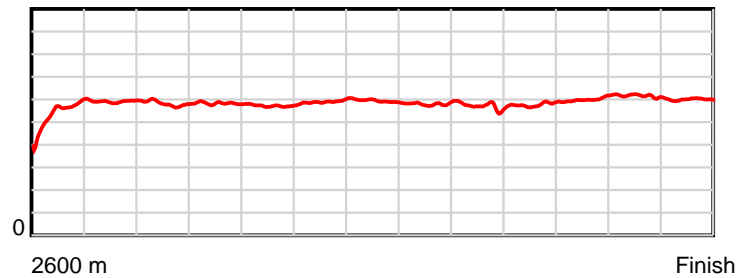
HRNZ and NZMTC and Thoroughbred Ratings Pty Ltd accepts no responsibility for the completeness or accuracy of any of the information contained herein, and makes no representations about its suitability for any particular purpose. Users should make their own judgements about those matters and/or seek independent advice. You assume all risks associated with use of the data provided on this page.

# Race Results

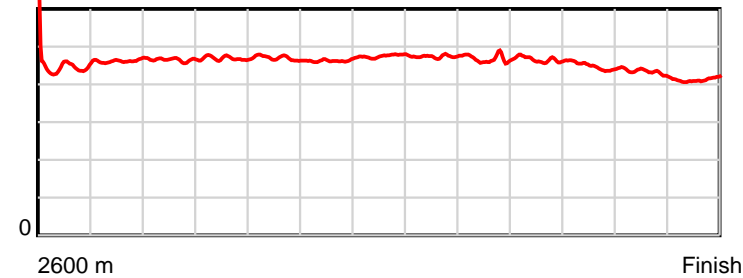
April 20, 2023, Race 1, , Distance 2600m, Addington - Survey 3200m

Result	TAB no.	Horse (Barrier)	2200m to	2000m to	1800m to	1600m to	1400m to	1200m to	1000m to	800m to	600m to	400m to	200m to	Total or	Margin
4th	7	<b>Vertigo (3)</b>	<b>2000m</b>	<b>1800m</b>	<b>1600m</b>	<b>1400m</b>	<b>1200m</b>	<b>1000m</b>	<b>800m</b>	<b>600m</b>	<b>400m</b>	<b>200m</b>	<b>WP</b>	<b>Average</b>	
		Position in running (margin)	4(8.1)	4(6.9)	4(6.2)	4(6.8)	4(6.2)	4(6.2)	4(6.3)	4(3.8)	4(3.4)	4(2.5)	4(2.6)		2.60
		Sectional time (s)	16.11	16.10	16.66	15.71	16.01	16.29	16.52	16.15	15.31	14.29	13.89		
		Cumulative time (s)	173.04	156.93	140.83	124.17	108.46	92.45	76.16	59.64	43.49	28.18	13.89	3:26.37	
		Speed (m/s)	12.41	12.42	12.00	12.73	12.49	12.28	12.11	12.38	13.06	14.00	14.40	12.60	
		Stride length (m)	5.77	5.82	5.64	5.89	5.94	5.81	5.66	5.77	5.85	6.04	5.96	5.81	
		Stride duration (s)	0.465	0.469	0.470	0.463	0.475	0.473	0.467	0.466	0.448	0.431	0.414	0.461	
		Stride efficiency (%)	52.08	52.99	49.72	54.22	55.09	52.78	50.00	52.03	53.55	56.98	55.46	52.67	
		Stride count	34.64	34.35	35.46	33.95	33.69	34.41	35.36	34.66	34.16	33.12	33.57	447.82	

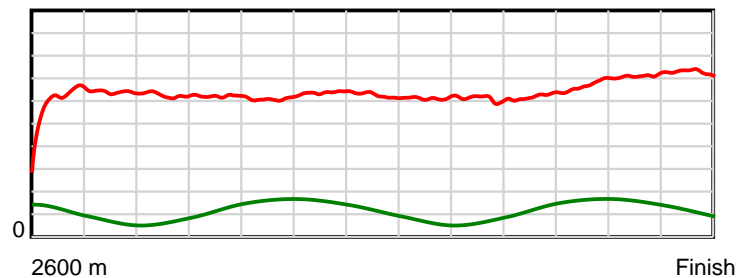
10 m Stride length



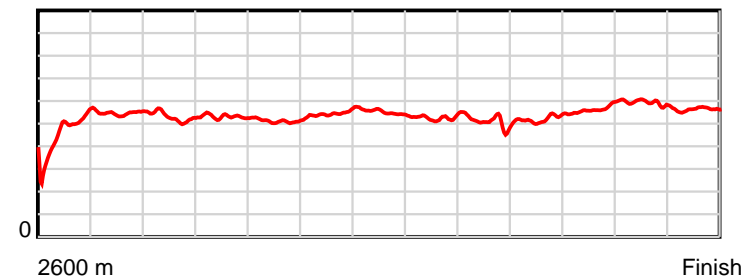
0.6 s Stride duration



20 m/sec Speed



100 % Stride efficiency



Note: Horizontal distance axis grid lines are 200m furlongs.

## Disclaimer.

HRNZ and NZMTC and Thoroughbred Ratings Pty Ltd accepts no responsibility for the completeness or accuracy of any of the information contained herein, and makes no representations about its suitability for any particular purpose. Users should make their own judgements about those matters and/or seek independent advice. You assume all risks associated with use of the data provided on this page.



# Race Results



April 20, 2023, Race 1, , Distance 2600m, Addington - Survey 3200m

Result	TAB no.	Horse (Barrier)	2600 to	2400m to
5th	2	<b>It's So Easy (4)</b>	<b>2400m</b>	<b>2200m</b>
		Position in running (margin)	-	3(5.9)
		Sectional time (s)	17.17	17.57
		Cumulative time (s)	206.47	189.30
		Speed (m/s)	11.65	11.38
		Stride length (m)	5.18	5.29
		Stride duration (s)	0.452	0.465
		Stride efficiency (%)	41.86	43.79
		Stride count	38.64	37.78

## Disclaimer.

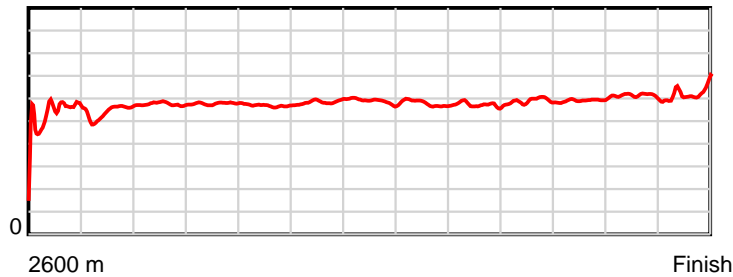
HRNZ and NZMTC and Thoroughbred Ratings Pty Ltd accepts no responsibility for the completeness or accuracy of any of the information contained herein, and makes no representations about its suitability for any particular purpose. Users should make their own judgements about those matters and/or seek independent advice. You assume all risks associated with use of the data provided on this page.

# Race Results

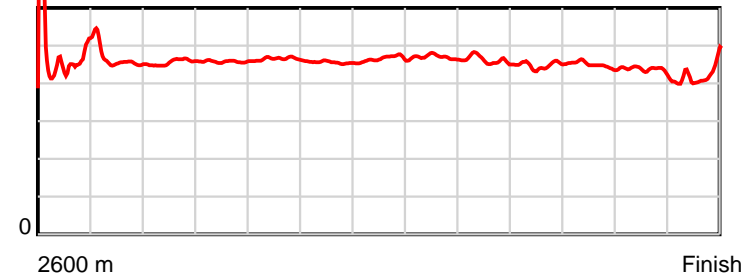
April 20, 2023, Race 1, , Distance 2600m, Addington - Survey 3200m

Result	TAB no.	Horse (Barrier)	2200m to	2000m to	1800m to	1600m to	1400m to	1200m to	1000m to	800m to	600m to	400m to	200m to	Total or	Margin
5th	2	<b>It's So Easy (4)</b>	<b>2000m</b>	<b>1800m</b>	<b>1600m</b>	<b>1400m</b>	<b>1200m</b>	<b>1000m</b>	<b>800m</b>	<b>600m</b>	<b>400m</b>	<b>200m</b>	<b>WP</b>	<b>Average</b>	
		Position in running (margin)	7(17.3)	7(15.5)	7(13.7)	7(12.8)	7(12.5)	7(12.6)	7(13.7)	7(8.9)	5(3.4)	5(2.7)	5(5.0)		3.10
		Sectional time (s)	16.00	15.92	16.42	15.76	16.03	16.46	16.14	15.30	15.33	14.66	13.71		
		Cumulative time (s)	171.73	155.73	139.81	123.39	107.63	91.60	75.14	59.00	43.70	28.37	13.71	3:26.47	
		Speed (m/s)	12.50	12.56	12.18	12.69	12.48	12.15	12.39	13.07	13.05	13.64	14.59	12.59	
		Stride length (m)	5.70	5.75	5.66	5.78	5.81	5.70	5.72	5.85	5.85	5.93	6.16	5.71	
		Stride duration (s)	0.456	0.457	0.465	0.455	0.466	0.469	0.461	0.448	0.448	0.434	0.422	0.453	
		Stride efficiency (%)	50.80	51.60	50.13	52.19	52.74	50.85	51.06	53.46	53.48	54.88	59.29	50.96	
		Stride count	35.08	34.81	35.31	34.61	34.43	35.06	34.99	34.19	34.19	33.75	32.47	455.31	

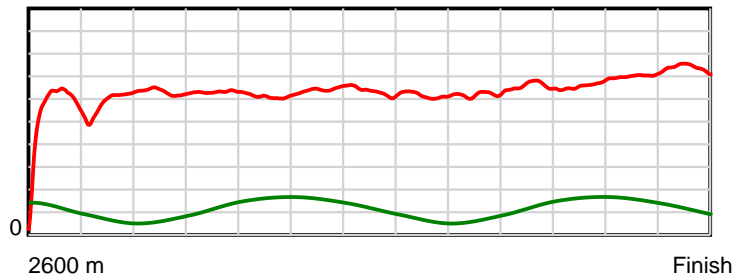
10 m Stride length



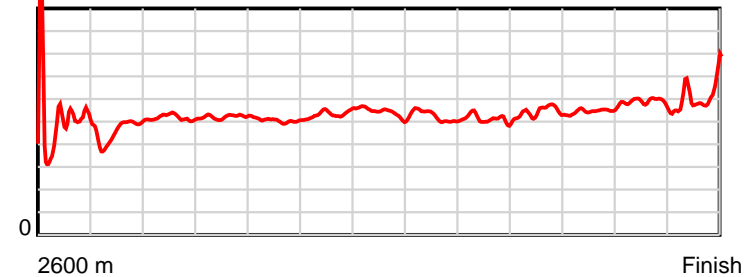
0.5 s Stride duration



20 m/sec Speed



100 % Stride efficiency



Note: Horizontal distance axis grid lines are 200m furlongs.

**Disclaimer.**

HRNZ and NZMTC and Thoroughbred Ratings Pty Ltd accepts no responsibility for the completeness or accuracy of any of the information contained herein, and makes no representations about its suitability for any particular purpose. Users should make their own judgements about those matters and/or seek independent advice. You assume all risks associated with use of the data provided on this page.



# Race Results



April 20, 2023, Race 1, , Distance 2600m, Addington - Survey 3200m

Result	TAB no.	Horse (Barrier)	2600 to	2400m to
6th	1	Izia (1)	2400m	2200m
		Position in running (margin)	-	1(0.0)
		Sectional time (s)	16.24	15.68
		Cumulative time (s)	207.14	190.90
		Speed (m/s)	12.32	12.76
		Stride length (m)	5.42	6.05
		Stride duration (s)	0.441	0.474
		Stride efficiency (%)	45.99	57.10
		Stride count	36.87	33.08

## Disclaimer.

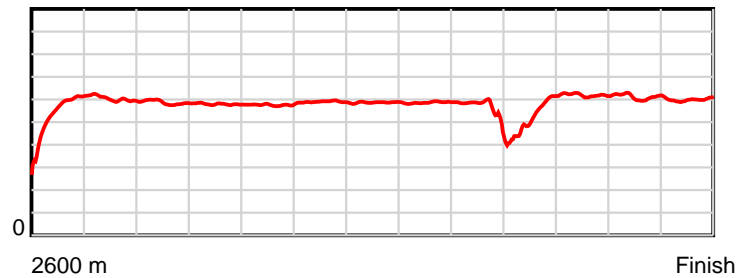
HRNZ and NZMTC and Thoroughbred Ratings Pty Ltd accepts no responsibility for the completeness or accuracy of any of the information contained herein, and makes no representations about its suitability for any particular purpose. Users should make their own judgements about those matters and/or seek independent advice. You assume all risks associated with use of the data provided on this page.

# Race Results

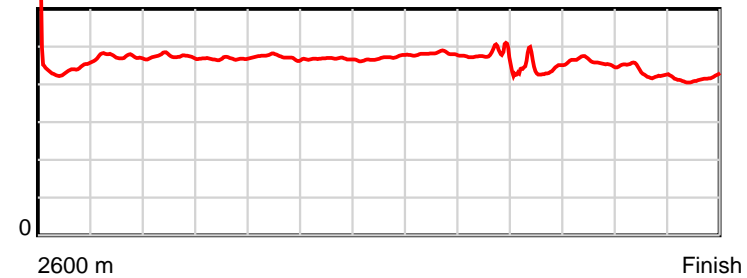
April 20, 2023, Race 1, , Distance 2600m, Addington - Survey 3200m

Result	TAB no.	Horse (Barrier)	2200m to	2000m to	1800m to	1600m to	1400m to	1200m to	1000m to	800m to	600m to	400m to	200m to	Total or	Margin
6th	1	Izia (1)	2000m	1800m	1600m	1400m	1200m	1000m	800m	600m	400m	200m	WP	Average	
		Position in running (margin)	1(0.0)	1(0.0)	1(0.0)	1(0.0)	1(0.0)	1(0.0)	1(0.0)	3(3.2)	7(9.1)	7(7.0)	7(6.6)		6.70
		Sectional time (s)	16.31	16.22	16.56	15.82	16.01	16.27	17.48	17.19	15.10	14.20	14.06		
		Cumulative time (s)	175.22	158.91	142.69	126.13	110.31	94.30	78.03	60.55	43.36	28.26	14.06	3:27.14	
		Speed (m/s)	12.26	12.33	12.08	12.64	12.49	12.29	11.44	11.63	13.25	14.08	14.22	12.55	
		Stride length (m)	5.82	5.77	5.71	5.91	5.87	5.91	5.40	5.06	6.08	6.11	5.91	5.76	
		Stride duration (s)	0.474	0.468	0.473	0.468	0.470	0.481	0.472	0.435	0.459	0.434	0.416	0.459	
		Stride efficiency (%)	52.89	52.06	50.99	54.63	53.78	54.62	45.52	39.97	57.83	58.37	54.65	51.76	
		Stride count	34.38	34.65	35.01	33.83	34.09	33.83	37.06	39.54	32.88	32.72	33.82	451.76	

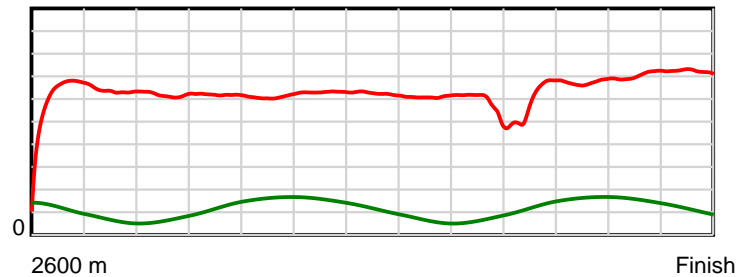
10 m Stride length



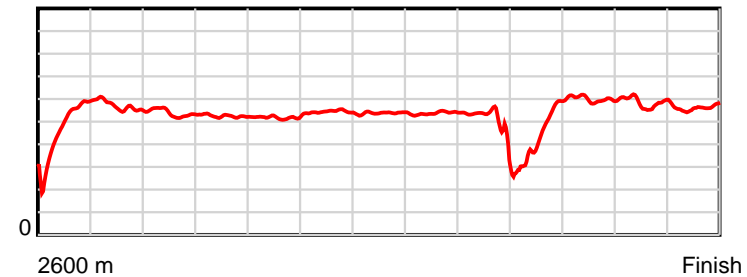
0.6 s Stride duration



20 m/sec Speed



100 % Stride efficiency



Note: Horizontal distance axis grid lines are 200m furlongs.

## Disclaimer.

HRNZ and NZMTC and Thoroughbred Ratings Pty Ltd accepts no responsibility for the completeness or accuracy of any of the information contained herein, and makes no representations about its suitability for any particular purpose. Users should make their own judgements about those matters and/or seek independent advice. You assume all risks associated with use of the data provided on this page.



# Race Results



April 20, 2023, Race 1, , Distance 2600m, Addington - Survey 3200m

Result	TAB no.	Horse (Barrier)	2600 to	2400m to
7th	5	<b>Easy McCartney (0)</b>	<b>2400m</b>	<b>2200m</b>
		Position in running (margin)	-	6(10.7)
		Sectional time (s)	18.21	16.38
		Cumulative time (s)	207.29	189.08
		Speed (m/s)	10.98	12.21
		Stride length (m)	5.86	5.95
		Stride duration (s)	0.517	0.487
		Stride efficiency (%)	53.63	55.36
		Stride count	34.14	33.60

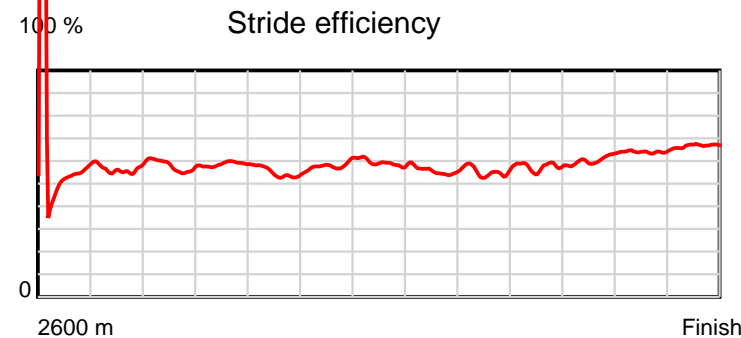
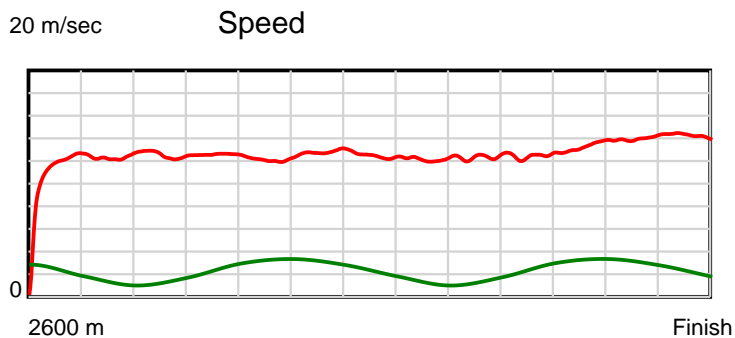
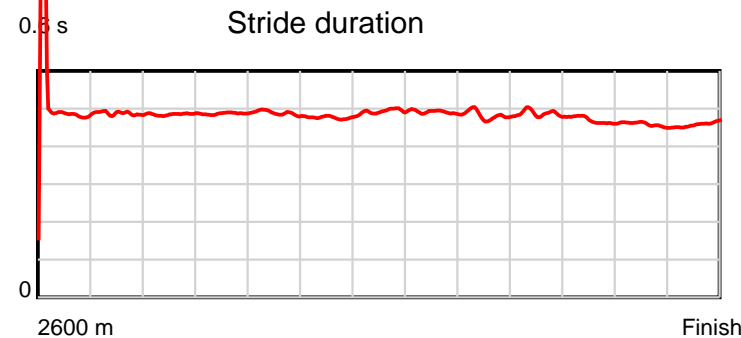
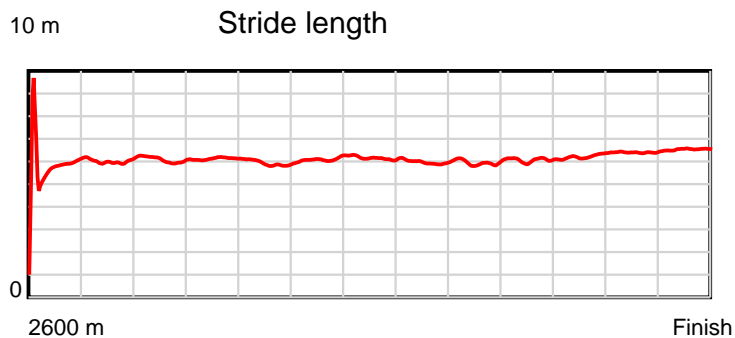
## Disclaimer.

HRNZ and NZMTC and Thoroughbred Ratings Pty Ltd accepts no responsibility for the completeness or accuracy of any of the information contained herein, and makes no representations about its suitability for any particular purpose. Users should make their own judgements about those matters and/or seek independent advice. You assume all risks associated with use of the data provided on this page.

# Race Results

April 20, 2023, Race 1, , Distance 2600m, Addington - Survey 3200m

Result	TAB no.	Horse (Barrier)	2200m to	2000m to	1800m to	1600m to	1400m to	1200m to	1000m to	800m to	600m to	400m to	200m to	Total or	Margin
7th	5	<b>Easy McCartney (0)</b>	<b>2000m</b>	<b>1800m</b>	<b>1600m</b>	<b>1400m</b>	<b>1200m</b>	<b>1000m</b>	<b>800m</b>	<b>600m</b>	<b>400m</b>	<b>200m</b>	<b>WP</b>	<b>Average</b>	
		Position in running (margin)	6(14.9)	6(13.0)	6(11.4)	6(11.1)	6(10.0)	6(10.1)	6(10.9)	6(6.5)	6(5.6)	6(4.4)	6(6.0)		7.40
		Sectional time (s)	15.98	15.95	16.51	15.64	16.03	16.41	16.21	16.06	15.25	14.55	14.11		
		Cumulative time (s)	172.70	156.72	140.77	124.26	108.62	92.59	76.18	59.97	43.91	28.66	14.11	3:27.29	
		Speed (m/s)	12.52	12.54	12.11	12.79	12.48	12.19	12.34	12.45	13.11	13.75	14.17	12.54	
		Stride length (m)	6.07	6.10	5.92	6.09	6.16	5.98	5.95	6.06	6.15	6.29	6.51	6.08	
		Stride duration (s)	0.485	0.487	0.488	0.476	0.494	0.491	0.482	0.487	0.469	0.458	0.460	0.485	
		Stride efficiency (%)	57.64	58.21	54.73	57.96	59.27	55.90	55.35	57.46	59.11	61.88	66.27	57.78	
		Stride count	32.93	32.77	33.79	32.84	32.47	33.44	33.60	32.98	32.52	31.78	30.71	427.57	



Note: Horizontal distance axis grid lines are 200m furlongs.

#### Disclaimer.

HRNZ and NZMTC and Thoroughbred Ratings Pty Ltd accepts no responsibility for the completeness or accuracy of any of the information contained herein, and makes no representations about its suitability for any particular purpose. Users should make their own judgements about those matters and/or seek independent advice. You assume all risks associated with use of the data provided on this page.